


5077 m.

GRAN PREMIO ANIMOCA BRANDS DE ARAGÓN

Free Practice Nr. 3

Classification

10

	Rider	Nation	Team	Motorcycle	Time	Lap Total	Gap	Top Speed
1	43 Jack MILLER	AUS	Ducati Lenovo Team	DUCATI	1'46.992	13 18		351.8
2	63 Francesco BAGNAIA	ITA	Ducati Lenovo Team	DUCATI	1'47.022	18 18	0.030 0.030	349.5
3	72 Marco BEZZECCHI	ITA	Mooney VR46 Racing Team	DUCATI	1'47.048	19 19	0.056 0.026	351.8
4	23 Enea BASTIANINI	ITA	Gresini Racing MotoGP	DUCATI	1'47.057	18 18	0.065 0.009	352.9
5	89 Jorge MARTIN	SPA	Prima Pramac Racing	DUCATI	1'47.082	15 17	0.090 0.025	350.6
6	33 Brad BINDER	RSA	Red Bull KTM Factory Racing	KTM	1'47.167	15 15	0.175 0.085	350.6
7	88 Miguel OLIVEIRA	POR	Red Bull KTM Factory Racing	KTM	1'47.224	16 18	0.232 0.057	349.5
8	20 Fabio QUARTARARO	FRA	Monster Energy Yamaha MotoGP	YAMAHA	1'47.258	15 19	0.266 0.034	346.1
9	30 Takaaki NAKAGAMI	JPN	LCR Honda IDEMITSU	HONDA	1'47.266	16 19	0.274 0.008	345.0
10	42 Alex RINS	SPA	Team SUZUKI ECSTAR	SUZUKI	1'47.272	17 19	0.280 0.006	349.5
11	41 Aleix ESPARGARO	SPA	Aprilia Racing	APRILIA	1'47.321	14 15	0.329 0.049	349.5
12	93 Marc MARQUEZ	SPA	Repsol Honda Team	HONDA	1'47.429	14 14	0.437 0.108	349.5
13	10 Luca MARINI	ITA	Mooney VR46 Racing Team	DUCATI	1'47.437	18 18	0.445 0.008	348.4
14	49 Fabio DI GIANNANTONIO	ITA	Gresini Racing MotoGP	DUCATI	1'47.455	15 17	0.463 0.018	345.0
15	5 Johann ZARCO	FRA	Prima Pramac Racing	DUCATI	1'47.478	17 18	0.486 0.023	349.5
16	73 Alex MARQUEZ	SPA	LCR Honda CASTROL	HONDA	1'47.622	15 19	0.630 0.144	346.1
17	87 Remy GARDNER	AUS	Tech3 KTM Factory Racing	KTM	1'47.718	17 19	0.726 0.096	341.8
18	36 Joan MIR	SPA	Team SUZUKI ECSTAR	SUZUKI	1'47.763	9 18	0.771 0.045	348.4
19	12 Maverick VIÑALES	SPA	Aprilia Racing	APRILIA	1'47.786	16 20	0.794 0.023	349.5
20	21 Franco MORBIDELLI	ITA	Monster Energy Yamaha MotoGP	YAMAHA	1'47.812	17 17	0.820 0.026	346.1
21	35 Cal CRUTCHLOW	GBR	WithU Yamaha RNF MotoGP Tea	YAMAHA	1'47.953	14 16	0.961 0.141	346.1
22	44 Pol ESPARGARO	SPA	Repsol Honda Team	HONDA	1'47.981	10 14	0.989 0.028	346.1
23	40 Darryn BINDER	RSA	WithU Yamaha RNF MotoGP Tea	YAMAHA	1'48.203	13 17	1.211 0.222	351.8
24	25 Raul FERNANDEZ	SPA	Tech3 KTM Factory Racing	KTM	1'48.642	12 17	1.650 0.439	345.0

Practice condition: Dry

Air: 18°

Humidity: 60%

Ground: 22°

Fastest Lap:	Lap: 13	Jack MILLER	1'46.992	170.8 Km/h
Best Race Lap:	2020	Franco MORBIDELLI	1'48.089	169.0 Km/h
All Time Lap Record:	2021	Francesco BAGNAIA	1'46.322	171.9 Km/h

The results are provisional until the end of the limit for protest and appeals.

Time limit for protest expires 30' after publication of the results - Time:

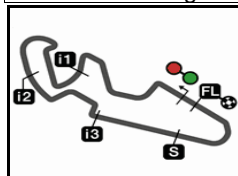
These data/results cannot be reproduced, stored and/or transmitted in whole or in part by any manner of electronic, mechanical, photocopying, recording, broadcasting or otherwise now known or herein after developed without the previous express consent by the copyright owner, except for reproduction in daily press and regular printed publications on sale to the public within 60 days of the event related to those data/results and always provided that copyright symbol appears together as follows below.

© DORNA, 2022

Official MotoGP Timing by TISSOT
www.motogp.com



Alcañiz, Saturday, September 17, 2022




5077 m.

GRAN PREMIO ANIMOCA BRANDS DE ARAGÓN

Free Practice Nr. 3

Combined Free Practice Times

11

	Rider	Nation	Team	MOTORCYCLE	FP1	FP2	FP3	Gap
1	43 J.MILLER	AUS	Ducati Lenovo Team	DUCATI	1'49.322	18 1'47.800	16 1'46.992	13
2	63 F.BAGNAIA	ITA	Ducati Lenovo Team	DUCATI	1'48.698	5 1'47.639	18 1'47.022	18 0.030 0.030
3	72 M.BEZZECCHI	ITA	Mooney VR46 Racing Team	DUCATI	1'49.349	15 1'48.475	16 1'47.048	19 0.056 0.026
4	23 E.BASTIANINI	ITA	Gresini Racing MotoGP	DUCATI	1'48.891	18 1'47.583	17 1'47.057	18 0.065 0.009
5	89 J.MARTIN	SPA	Prima Pramac Racing	DUCATI	1'49.320	17 1'47.402	16 1'47.082	15 0.090 0.025
6	33 B.BINDER	RSA	Red Bull KTM Factory Racing	KTM	1'49.642	16 1'47.912	15 1'47.167	15 0.175 0.085
7	88 M.OLIVEIRA	POR	Red Bull KTM Factory Racing	KTM	1'49.005	7 1'48.042	17 1'47.224	16 0.232 0.057
8	20 F.QUARTARARO	FRA	Monster Energy Yamaha MotoGP	YAMAHA	1'49.085	5 1'47.476	16 1'47.258	15 0.266 0.034
9	30 T.NAKAGAMI	JPN	LCR Honda IDEMITSU	HONDA	1'48.862	17 1'47.911	16 1'47.266	16 0.274 0.008
10	42 A.RINS	SPA	Team SUZUKI ECSTAR	SUZUKI	1'48.775	12 1'47.665	17 1'47.272	17 0.280 0.006
11	41 A.ESPARGARO	SPA	Aprilia Racing	APRILIA	1'48.686	6 1'47.951	4 1'47.321	14 0.329 0.049
12	93 M.MARQUEZ	SPA	Repsol Honda Team	HONDA	1'49.207	5 1'47.761	14 1'47.429	14 0.437 0.108
13	10 L.MARINI	ITA	Mooney VR46 Racing Team	DUCATI	1'49.170	18 1'47.893	3 1'47.437	18 0.445 0.008
14	49 F.DI GIANNANTO	ITA	Gresini Racing MotoGP	DUCATI	1'49.850	5 1'48.229	14 1'47.455	15 0.463 0.018
15	5 J.ZARCO	FRA	Prima Pramac Racing	DUCATI	1'48.882	4 1'47.509	18 1'47.478	17 0.486 0.023
16	73 A.MARQUEZ	SPA	LCR Honda CASTROL	HONDA	1'49.490	12 1'48.521	4 1'47.622	15 0.630 0.144
17	12 M.VIÑALES	SPA	Aprilia Racing	APRILIA	1'49.357	5 1'47.678	15 1'47.786	16 0.686 0.056
18	87 R.GARDNER	AUS	Tech3 KTM Factory Racing	KTM	1'50.249	17 1'48.752	16 1'47.718	17 0.726 0.040
19	36 J.MIR	SPA	Team SUZUKI ECSTAR	SUZUKI	1'49.447	10 1'48.621	16 1'47.763	9 0.771 0.045
20	21 F.MORBIDELLI	ITA	Monster Energy Yamaha MotoGP	YAMAHA	1'49.088	12 1'48.002	15 1'47.812	17 0.820 0.049
21	35 C.CRUTCHLOW	GBR	WithU Yamaha RNF MotoGP Team	YAMAHA	1'49.392	5 1'48.531	18 1'47.953	14 0.961 0.141
22	44 P.ESPARGARO	SPA	Repsol Honda Team	HONDA	1'49.515	4 1'48.743	5 1'47.981	10 0.989 0.028
23	40 D.BINDER	RSA	WithU Yamaha RNF MotoGP Team	YAMAHA	1'50.370	3 1'48.618	15 1'48.203	13 1.211 0.222
24	25 R.FERNANDEZ	SPA	Tech3 KTM Factory Racing	KTM	1'50.312	4 1'48.688	3 1'48.642	12 1.650 0.439

Pole Position Record:	2021	Francesco BAGNAIA	1'46.322	171.9 Km/h
Best Race Lap:	2020	Franco MORBIDELLI	1'48.089	169.0 Km/h
All Time Lap Record:	2021	Francesco BAGNAIA	1'46.322	171.9 Km/h

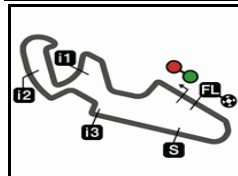
The results are provisional until the end of the limit for protest and appeals.

Time limit for protest expires 60' after publication of the results - Time:

These data/results cannot be reproduced, stored and/or transmitted in whole or in part by any manner of electronic, mechanical, photocopying, recording, broadcasting or otherwise now known or herein after developed without the previous express consent by the copyright owner, except for reproduction in daily press and regular printed publications on sale to the public within 60 days of the event related to those data/results and always provided that copyright symbol appears together as follows below.

© DORNA, 2022





5077 m.

GRAN PREMIO ANIMOCA BRANDS DE ARAGÓN

Free Practice Nr. 3

Top Speed & Average

12



Rider	Nation	Motorcycle	Top 5 speeds					Average	Top
23 Enea BASTIANINI	ITA	DUCATI	352.9	351.8	350.6	350.6	350.6	351.2	352.9
40 Darryn BINDER	RSA	YAMAHA	351.8	350.6	350.6	349.5	347.3	350.0	351.8
43 Jack MILLER	AUS	DUCATI	351.8	350.6	350.6	350.6	349.5	350.3	351.8
72 Marco BEZZECCHI	ITA	DUCATI	351.8	350.6	350.6	349.5	349.5	350.4	351.8
33 Brad BINDER	RSA	KTM	350.6	348.4	348.4	348.4	348.4	348.8	350.6
89 Jorge MARTIN	SPA	DUCATI	350.6	349.5	349.5	349.5	348.4	349.1	350.6
5 Johann ZARCO	FRA	DUCATI	349.5	348.4	348.4	347.3	347.3	348.0	349.5
12 Maverick VIÑALES	SPA	APRILIA	349.5	346.1	346.1	346.1	345.0	346.0	349.5
41 Aleix ESPARGARO	SPA	APRILIA	349.5	346.1	346.1	346.1	345.0	345.7	349.5
42 Alex RINS	SPA	SUZUKI	349.5	348.4	346.1	346.1	346.1	347.2	349.5
63 Francesco BAGNAIA	ITA	DUCATI	349.5	349.5	349.5	348.4	347.3	347.9	349.5
88 Miguel OLIVEIRA	POR	KTM	349.5	347.3	347.3	347.3	346.1	346.7	349.5
93 Marc MARQUEZ	SPA	HONDA	349.5	345.0	345.0	345.0	345.0	345.9	349.5
10 Luca MARINI	ITA	DUCATI	348.4	348.4	347.3	346.1	346.1	347.1	348.4
36 Joan MIR	SPA	SUZUKI	348.4	348.4	347.3	346.1	345.0	346.0	348.4
20 Fabio QUARTARARO	FRA	YAMAHA	346.1	345.0	345.0	344.0	344.0	344.8	346.1
21 Franco MORBIDELLI	ITA	YAMAHA	346.1	344.0	344.0	344.0	344.0	344.4	346.1
35 Cal CRUTCHLOW	GBR	YAMAHA	346.1	345.0	344.0	344.0	342.9	343.7	346.1
44 Pol ESPARGARO	SPA	HONDA	346.1	344.0	344.0	344.0	344.0	344.3	346.1
73 Alex MARQUEZ	SPA	HONDA	346.1	346.1	346.1	345.0	345.0	345.5	346.1
25 Raul FERNANDEZ	SPA	KTM	345.0	344.0	344.0	342.9	342.9	343.8	345.0
30 Takaaki NAKAGAMI	JPN	HONDA	345.0	345.0	344.0	344.0	342.9	344.2	345.0
49 Fabio DI GIANNANTONIO	ITA	DUCATI	345.0	345.0	344.0	344.0	342.9	344.0	345.0
87 Remy GARDNER	AUS	KTM	341.8	340.7	340.7	340.7	339.6	340.4	341.8

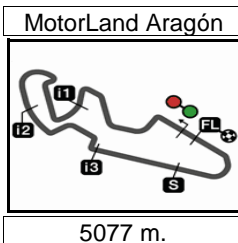
These data/results cannot be reproduced, stored and/or transmitted in whole or in part by any manner of electronic, mechanical, photocopying, recording, broadcasting or otherwise now known or herein after developed without the previous express consent by the copyright owner, except for reproduction in daily press and regular printed publications on sale to the public within 60 days of the event related to those data/results and always provided that copyright symbol appears together as follows below.

© DORNA, 2022

Official MotoGP Timing by TISSOT
www.motogp.com



Alcañiz, Saturday, September 17, 2022



Results and timing service provided by **TISSOT**

MotoGP™

GRAN PREMIO ANIMOCA BRANDS DE ARAGÓN

Free Practice Nr. 3

Chronological Analysis of Performances

13

* Lap / Sector time cancelled T1 Time from finish line to 1st intermediate T3 Time from 2nd intermed. to 3rd intermed.
P Crossing the finish line in pit lane T2 Time from 1st intermed. to 2nd intermed. T4 Time from 3rd intermediate to finish line
**Tyre data subject to further updates

Lap	Lap Time	T1	T2	T3	T4	Speed	Lap	Lap Time	T1	T2	T3	T4	Speed
1st	43	Jack MILLER		DUCATI		AUS							
		Ducati Lenovo Team											
		Runs=2		Total laps=18		Full laps=13							
Run #	1	Front Tyre	Slick-Medium	Rear Tyre	Slick-Medium		Run #	2	Front Tyre	Slick-Medium	Rear Tyre	Slick-Soft	
		New Tyre		12 Laps at start					New Tyre		New Tyre		
1	2'45.043	29.586	32.981	22.635	25.910	349.5	12	11'07.709	29.972	32.528	21.151	25.146	347.3
2	1'52.520	33.467	32.068	21.604	25.381	347.3	13	2'01.527 *	31.038	30.370	34.440	25.679*	345.0
3	1'48.927	31.433	30.797	21.290	25.407	350.6	14	1'47.328	30.892	30.513	20.925	24.998	347.3
4	1'48.785	31.347	30.726	21.252	25.460	348.4	15	1'53.735 P	33.947	31.187	21.325	27.276	349.5
5	1'48.619	31.540	30.722	21.158	25.199	351.8							
6	1'48.380	31.250	30.674	21.202	25.254	349.5	Run #	3	Front Tyre	Slick-Medium	Rear Tyre	Slick-Soft	
7	1'48.900	31.225	30.781	21.462	25.432	347.3			4 Laps at start		New Tyre		
8	1'48.970	31.323	30.929	21.415	25.303	347.3	16	4'04.654	28.814	31.192	21.162	28.106	285.9
9	1'49.040	31.404	30.899	21.374	25.363	348.4	17	1'48.118 *	31.571*	30.616	20.937	24.994	347.3
10	2'05.747 P	33.054	35.457	28.590	28.646	349.5	18	1'47.022	30.781	30.349	20.886	25.006	347.3
3rd	72	Marco BEZZECCHI		DUCATI		ITA							
		Mooney VR46 Racing Team											
		Runs=3		Total laps=19		Full laps=11							
Run #	1	Front Tyre	Slick-Medium	Rear Tyre	Slick-Medium		Run #	2	Front Tyre	Slick-Medium	Rear Tyre	Slick-Medium	
		New Tyre		New Tyre					New Tyre		New Tyre		
1	2'45.605	29.094	32.536	22.539	26.119	340.7	1	2'45.605	29.094	32.536	22.539	26.119	340.7
2	1'49.585	31.869	31.502	21.139	25.075	347.3	2	1'49.585	31.869	31.502	21.139	25.075	347.3
3	1'47.955	30.999	30.714	21.160	25.082	351.8	3	1'47.955	30.999	30.714	21.160	25.082	351.8
4	1'49.769	31.005	30.938	22.477	25.349	348.4	4	1'49.769	31.005	30.938	22.477	25.349	348.4
5	1'48.057	31.096	30.678	21.110	25.173	349.5	5	1'48.057	31.096	30.678	21.110	25.173	349.5
6	2'00.168 P	39.390	31.113	21.512	28.153	347.3	6	2'00.168 P	39.390	31.113	21.512	28.153	347.3
		4 Laps at start		4 Laps at start			Run #	2	Front Tyre	Slick-Medium	Rear Tyre	Slick-Medium	
15	5'37.373	29.350	31.730	21.530	25.179	347.3			6 Laps at start		6 Laps at start		
16	1'47.693	31.040	30.575	20.996	25.082	350.6	7	5'56.199	29.814	33.355	21.914	25.569	342.9
17	1'49.686	31.932	31.392	21.139	25.223	350.6	8	1'49.904	31.561	31.408	21.507	25.428	344.0
18	1'47.948	31.090	30.517	21.126	25.215	347.3	9	1'48.791	31.247	30.883	21.203	25.458	345.0
2nd	63	Francesco BAGNAIA		DUCATI		ITA							
		Ducati Lenovo Team											
		Runs=2		Total laps=18		Full laps=10							
Run #	1	Front Tyre	Slick-Medium	Rear Tyre	Slick-Medium		Run #	3	Front Tyre	Slick-Medium	Rear Tyre	Slick-Soft	
		New Tyre		14 Laps at start					New Tyre		New Tyre		
1	2'41.782	29.883	33.094	22.242	26.035	346.1	13	6'06.928	29.355	31.528	21.322	25.405	344.0
2	1'56.050 *	32.356	31.507	21.992	30.195*	347.3	14	1'48.167	31.166	30.711	21.161	25.129	348.4
3	1'51.321	32.966	31.309	21.515	25.531	347.3	15	1'47.645	30.947	30.561	21.038	25.099	349.5
4	1'49.631	31.664	31.064	21.325	25.578	347.3	16	1'51.342 P	31.329	31.193	21.408	27.412	346.1
5	1'48.923	31.486	30.905	21.189	25.343	349.5							
6	1'48.760	31.364	30.815	21.098	25.483	347.3	Run #	4	Front Tyre	Slick-Medium	Rear Tyre	Slick-Soft	
7	1'48.820	31.291	30.816	21.173	25.540	349.5			4 Laps at start		New Tyre		
8	1'53.960	34.083	32.357	21.852	25.668	345.0	17	3'19.784 *	28.706	31.482	21.292	27.544*	285.9
9	1'48.814	31.391	30.935	21.086	25.402	347.3	18	1'48.775 *	31.631*	30.943	21.160*	25.041	350.6
10	1'48.993	31.326	30.929	21.254	25.484	348.4	19	1'47.048	30.813	30.391	20.854	24.990	350.6
11	1'53.602 P	31.434	30.837	21.313	30.018	346.1							

Fastest Lap: Jack MILLER Ducati Lenovo Team AUS **1'46.992** 30.811 30.305 20.853 25.023

These data/results cannot be reproduced, stored and/or transmitted in whole or in part by any manner of electronic, mechanical, photocopying, recording, broadcasting or otherwise now known or herein after developed without the previous express consent by the copyright owner, except for reproduction in daily press and regular printed publications on sale to the public within 60 days of the event related to those data/results and always provided that copyright symbol appears together as follows below.
© DORNA, 2022

Official MotoGP Timing by TISSOT
www.motogp.com



Free Practice Nr. 3

MotoGP

Lap	Lap Time	T1	T2	T3	T4	Speed	Lap	Lap Time	T1	T2	T3	T4	Speed		
4th	23	Enea BASTIANINI				DUCATI	ITA	6th	33	Brad BINDER				KTM	RSA
Gresini Racing MotoGP							Red Bull KTM Factory Racing								
Runs=2 Total laps=18 Full laps=11							Runs=3 Total laps=15 Full laps=8								
Run #	1	Front Tyre	Slick-Medium	Rear Tyre	Slick-Soft		Run #	1	Front Tyre	Slick-Medium	Rear Tyre	Slick-Medium			
8 Laps at start							3 Laps at start								
1	2'45.826	30.233	33.254	22.038	27.495	347.3	1	2'28.401	30.553	32.681	22.334	25.687	348.4		
2	1'50.885	32.050	31.711	21.516	25.608	347.3	2	2'17.563	P 32.110	40.778	32.549	32.126	340.7		
3	1'49.232	31.704	30.976	21.191	25.361	349.5	Run #	2	Front Tyre	Slick-Medium	Rear Tyre	Slick-Medium			
4	1'51.451 *	31.370	32.981*	21.504	25.596	348.4	2 Laps at start								
5	1'48.928	31.377	31.137	21.036	25.378	349.5	3	6'28.421	31.385	32.211	21.919	25.846	337.5		
6	1'48.782	31.350	30.878	21.153	25.401	348.4	4	1'49.224	31.640	30.987	21.321	25.276	344.0		
7	1'51.098	33.327	31.269	21.052	25.450	350.6	5	1'49.555	32.093	31.014	21.288	25.160	345.0		
8	1'53.991	31.437	30.910	26.019	25.625	349.5	6	1'48.623	31.163	30.726	21.187	25.547	345.0		
9	1'48.733	31.315	31.010	21.113	25.295	350.6	7	1'48.528	31.126	30.967	21.140	25.295	346.1		
10	1'53.774 P	33.028	31.354	21.702	27.690	349.5	8	1'48.767	31.152	30.948	21.428	25.239	345.0		
Run #	2	Front Tyre	Slick-Medium	Rear Tyre	Slick-Soft		9	1'56.650 P	31.326	31.367	21.667	32.290	345.0		
New Tyre							New Tyre								
11	10'48.239	29.177	31.909	21.167	25.300	348.4	Run #	3	Front Tyre	Slick-Medium	Rear Tyre	Slick-Soft			
12	1'47.784	31.246	30.582	20.913	25.043	350.6	New Tyre								
13	1'52.403	35.535	30.817	20.888	25.163	347.3	10	7'56.189	31.493	32.232	21.446	25.256	348.4		
14	1'47.552	31.002	30.569	20.734	25.247	352.9	11	1'47.603	31.044	30.571	20.967	25.021	348.4		
15	1'54.403 P	34.264	32.088	21.320	26.731	348.4	12	1'47.199	30.827	30.432	20.965	24.975	350.6		
Run #	3	Front Tyre	Slick-Medium	Rear Tyre	Slick-Soft		13	1'58.293 P	30.911	37.233	22.460	27.689	348.4		
5 Laps at start							4 Laps at start								
16	4'33.781	31.790	32.246	21.930	33.766	244.0	Run #	4	Front Tyre	Slick-Medium	Rear Tyre	Slick-Soft			
17	1'48.577 *	31.440*	30.734	21.082	25.321	351.8	New Tyre								
18	1'47.057	30.994	30.327	20.772	24.964	350.6	14	4'07.875	28.063	31.202	21.292	25.302	345.0		
							15	1'47.167	30.676	30.468	20.948	25.075	346.1		
5th	89	Jorge MARTIN				DUCATI	SPA	7th	88	Miguel OLIVEIRA				KTM	POR
Prima Pramac Racing							Red Bull KTM Factory Racing								
Runs=2 Total laps=17 Full laps=11							Runs=2 Total laps=18 Full laps=13								
Run #	1	Front Tyre	Slick-Medium	Rear Tyre	Slick-Medium		Run #	1	Front Tyre	Slick-Medium	Rear Tyre	Slick-Medium			
12 Laps at start							13 Laps at start								
1	2'17.903	29.873	34.048	22.285	25.868	346.1	1	2'24.132	31.114	34.112	22.666	26.044	347.3		
2	1'52.739	32.122	31.429	21.413	27.775	349.5	2	1'50.485	32.186	31.368	21.480	25.451	349.5		
3	1'49.871	31.823	31.140	21.436	25.472	347.3	3	1'51.724	32.927	31.757	21.526	25.514	346.1		
4	1'49.301	31.425	30.991	21.399	25.486	348.4	4	1'49.083	31.528	31.007	21.189	25.359	346.1		
5	1'49.041	31.296	31.016	21.301	25.428	349.5	5	1'48.617	31.289	30.898	21.199	25.231	347.3		
6	1'49.830	31.546	31.013	21.415	25.856	347.3	6	1'49.195	31.364	31.100	21.304	25.427	346.1		
7	1'49.505	31.419	31.117	21.286	25.683	345.0	7	1'49.202	31.430	31.062	21.257	25.453	346.1		
8	1'52.496	34.216	31.254	21.510	25.516	346.1	8	1'49.536	31.565	31.008	21.442	25.521	346.1		
9	1'55.238 P	31.466	31.117	24.462	28.193	342.9	9	1'49.165	31.404	30.958	21.326	25.477	345.0		
Run #	2	Front Tyre	Slick-Medium	Rear Tyre	Slick-Soft		10	1'55.717 P	31.706	34.598	22.233	27.180	346.1		
New Tyre							New Tyre								
10	10'16.108	28.075	31.692	21.572	25.214	348.4	Run #	2	Front Tyre	Slick-Medium	Rear Tyre	Slick-Soft			
11	1'50.317	31.148	31.109	22.882	25.178	348.4	New Tyre								
12	1'47.403	30.888	30.524	20.874	25.117	350.6	11	8'19.459	31.418	32.211	21.744	25.247	345.0		
13	1'52.988 P	33.916	30.992	21.182	26.898	349.5	12	1'53.648	31.264	30.615	26.549	25.220	345.0		
Run #	3	Front Tyre	Slick-Medium	Rear Tyre	Slick-Soft		13	1'47.923	31.112	30.571	21.053	25.187	345.0		
4 Laps at start							4 Laps at start								
14	7'24.440	27.230	30.875	21.067	25.160	346.1	14	1'56.924 P	31.051	34.495	23.844	27.534	342.9		
15	1'47.082	30.658	30.379	21.024	25.021	348.4	Run #	3	Front Tyre	Slick-Medium	Rear Tyre	Slick-Soft			
16	1'57.354 *	36.994*	31.660	21.705	26.995	340.7	New Tyre								
17	2'00.987	34.774	37.848	21.722	26.643	288.9	15	7'01.220	27.338	30.971	21.302	25.073	344.0		
							16	1'47.224	30.894	30.399	20.947	24.984	347.3		
							17	2'05.370	32.770	42.486	22.317	27.797	317.7		
							18	1'49.110	31.526	30.929	21.386	25.269	346.1		

Fastest Lap: Jack MILLER Ducati Lenovo Team AUS **1'46.992** 30.811 30.305 20.853 25.023

These data/results cannot be reproduced, stored and/or transmitted in whole or in part by any manner of electronic, mechanical, photocopying, recording, broadcasting or otherwise now known or herein after developed without the previous express consent by the copyright owner, except for reproduction in daily press and regular printed publications on sale to the public within 60 days of the event related to those data/results and always provided that copyright symbol appears together as follows below.
© DORNA, 2022

Official MotoGP Timing by TISSOT
www.motogp.com



Alcañiz, Saturday, September 17, 2022

Free Practice Nr. 3

MotoGP

Lap	Lap Time	T1	T2	T3	T4	Speed	Lap	Lap Time	T1	T2	T3	T4	Speed	
8th	20	Fabio QUARTARARO YAMAHA FRA Monster Energy Yamaha MotoGP						18	1'51.053 *	31.895	31.720*	21.939*	25.499*	338.6
							19	1'53.885 *	32.515*	33.862	21.939	25.569	340.7	
Runs=2 Total laps=19 Full laps=14														
Run #	1	Front Tyre	Slick-Medium	Rear Tyre	Slick-Medium	Speed	Run #	1	Front Tyre	Slick-Soft	Rear Tyre	Slick-Medium	Speed	
New Tyre 14 Laps at start							New Tyre 15 Laps at start							
1	2'01.566	29.992	33.709	22.577	26.104	339.6	1	2'23.631	30.344	33.643	22.447	25.985	342.9	
2	1'50.016	31.949	31.193	21.346	25.528	339.6	2	1'50.492	32.056	31.525	21.381	25.530	345.0	
3	1'48.996	31.309	30.819	21.385	25.483	340.7	3	1'49.427 *	31.412	31.140	21.262	25.613*	344.0	
4	1'48.418	31.131	30.771	21.148	25.368	340.7	4	1'48.628	31.172	30.890	21.198	25.368	349.5	
5	1'48.433	31.043	30.818	21.173	25.399	340.7	5	1'54.525 P	31.959	33.107	22.300	27.159	346.1	
6	1'48.435	31.168	30.682	21.097	25.488	339.6	Run # 2	Front Tyre	Slick-Soft	Rear Tyre	Slick-Soft	Speed		
7	1'48.386	31.039	30.733	21.122	25.492	340.7	9 Laps at start 4 Laps at start							
8	1'48.498	31.074	30.780	21.171	25.473	340.7	6	5'10.542	30.441	32.244	21.740	25.578	341.8	
9	1'48.371	31.012	30.817	21.122	25.420	341.8	7	1'49.298	31.290	31.199	21.384	25.425	342.9	
10	1'52.823	31.001	34.595	21.692	25.535	341.8	8	1'48.306	31.037	30.848	20.986	25.435	344.0	
11	1'48.516	31.078	30.794	21.195	25.449	341.8	9	1'48.514	31.076	30.845	21.084	25.509	344.0	
12	1'53.794 P	31.127	30.896	21.194	30.577	340.7	10	1'48.300	30.984	30.785	21.108	25.423	346.1	
Run # 2	Front Tyre	Slick-Medium	Rear Tyre	Slick-Soft	Speed		11	1'58.021 P	35.209	32.781*	21.810	28.221	341.8	
New Tyre New Tyre							Run # 3	Front Tyre	Slick-Soft	Rear Tyre	Slick-Soft	Speed		
13	8'00.746	28.081	31.399	21.269	25.330	344.0	New Tyre New Tyre							
14	1'47.630	30.806	30.619	20.937	25.268	342.9	12	4'31.324 *	27.975	31.714*	21.411	25.478	342.9	
15	1'47.258	30.661	30.367	20.988	25.242	345.0	13	1'47.986	31.085	30.537	21.029	25.335	342.9	
16	2'01.889 P	33.607	38.352*	23.110	26.820	345.0	14	1'47.532	30.838	30.498	20.967	25.229	344.0	
Run # 3	Front Tyre	Slick-Medium	Rear Tyre	Slick-Soft	Speed		15	1'59.355 P	35.793	34.289	21.581	27.692	341.8	
4 Laps at start New Tyre							Run # 4	Front Tyre	Slick-Soft	Rear Tyre	Slick-Soft	Speed		
17	6'35.981	27.811	31.517	21.194	25.560	342.9	4 Laps at start New Tyre							
18	1'48.595	31.366	30.627	21.101	25.501	346.1	16	6'11.640	27.691	31.674	21.592	25.287	344.0	
19	1'47.484	30.887	30.399	20.916	25.282	344.0	17	1'47.272	30.813	30.425	20.995	25.039	348.4	
Run # 3	Front Tyre	Slick-Medium	Rear Tyre	Slick-Soft	Speed		18	1'52.184 *	34.449*	31.076	21.259	25.400	346.1	
4 Laps at start New Tyre							19	4'28.249 P		26.970	56.614	252.5		
9th	30	Takaaki NAKAGAMI HONDA JPN LCR Honda IDEMITSU												
Runs=2 Total laps=19 Full laps=10														
Run #	1	Front Tyre	Slick-Medium	Rear Tyre	Slick-Soft	Speed	Run #	1	Front Tyre	Slick-Medium	Rear Tyre	Slick-Medium	Speed	
6 Laps at start 6 Laps at start							6 Laps at start 4 Laps at start							
1	2'21.306	31.035	34.005	22.639	25.978	340.7	1	2'38.014	29.498	33.214	22.827	26.393	344.0	
2	1'51.172	32.463	31.352	21.697	25.660	341.8	2	1'53.566	32.932	32.017	21.970	26.647	342.9	
3	1'49.196	31.709	30.791	21.278	25.418	345.0	3	1'50.326	31.950	31.152	21.873	25.351	349.5	
4	1'48.667	31.284	30.782	21.247	25.354	342.9	4	1'48.697	31.436	30.824	21.130	25.307	345.0	
5	1'48.599	31.244	30.728	21.325	25.302	345.0	5	1'48.291	31.229	30.631	21.123	25.308	345.0	
6	1'49.831	31.803	30.855	21.462	25.711	344.0	6	1'57.109 P	31.445	30.727	21.330	33.607	345.0	
7	1'49.487	31.575	30.933	21.504	25.475	344.0	Run # 2	Front Tyre	Slick-Medium	Rear Tyre	Slick-Soft	Speed		
8	1'57.777 P	34.902	33.434	22.045	27.396	340.7	New Tyre New Tyre							
Run # 2	Front Tyre	Slick-Medium	Rear Tyre	Slick-Soft	Speed		7	14'46.073	29.198	31.664	21.517	25.454	346.1	
New Tyre New Tyre							8	1'48.429	31.425	30.585	21.173	25.246	346.1	
9	7'11.439	29.747	32.303	21.977	25.527	340.7	9	1'49.810	30.908	30.477	22.889	25.536	344.0	
10	1'50.808 *	31.417	31.043*	21.596	26.752	340.7	10	1'55.952 P	35.615	31.202	21.462	27.673	345.0	
11	1'47.703	30.977	30.407	21.064	25.255	339.6	Run # 3	Front Tyre	Slick-Medium	Rear Tyre	Slick-Soft	Speed		
12	1'47.549	30.879	30.381	21.004	25.285	340.7	New Tyre New Tyre							
13	1'57.103 P	34.666	32.521	22.059	27.857	338.6	11	6'37.649	28.057	31.419	21.452	25.421	345.0	
Run # 3	Front Tyre	Slick-Medium	Rear Tyre	Slick-Soft	Speed		12	1'47.733	31.123	30.312	21.014	25.284	345.0	
5 Laps at start New Tyre							13	1'47.432	30.871	30.340	20.870	25.351	345.0	
14	7'39.737	30.512	35.214	23.505	25.957	339.6								
15	1'50.382 *	32.237	31.155	21.608	25.382*	338.6								
16	1'47.266	30.801	30.459	20.874	25.132	341.8								
17	1'55.421	30.825	36.613	22.639	25.344	340.7								
Fastest Lap:	Jack MILLER	Ducati Lenovo Team	AUS	1'46.992	30.811	30.305	20.853	25.023						

These data/results cannot be reproduced, stored and/or transmitted in whole or in part by any manner of electronic, mechanical, photocopying, recording, broadcasting or otherwise now known or herein after developed without the previous express consent by the copyright owner, except for reproduction in daily press and regular printed publications on sale to the public within 60 days of the event related to those data/results and always provided that copyright symbol appears together as follows below.
© DORNA, 2022

Official MotoGP Timing by TISSOT
www.motogp.com

Alcañiz, Saturday, September 17, 2022

Page 3 of 7



Free Practice Nr. 3

MotoGP

Lap	Lap Time	T1	T2	T3	T4	Speed	Lap	Lap Time	T1	T2	T3	T4	Speed
14	1'47.321	30.890	30.262	20.908	25.261	346.1	16	4'05.763	28.698	31.281	21.275	28.624	246.2
15	2'08.043	39.306	36.184	24.795	27.758	324.4	17	1'53.875 *	35.304*	31.332	21.924	25.315	345.0
							18	1'47.437	30.925	30.389	20.895	25.228	344.0

12th 93 Marc MARQUEZ HONDA SPA
Repsol Honda Team
Runs=3 Total laps=15 Full laps=9

Run #	1	Front Tyre	Slick-Medium	Rear Tyre	Slick-Medium	Speed
			New Tyre		New Tyre	
1	2'13.495	29.595	33.683	22.447	25.521	342.9
2	1'49.996	32.123	31.256	21.395	25.222	344.0
3	1'48.786	31.451	30.844	21.205	25.286	345.0
4	1'49.786	31.266	30.587	21.071	26.862	345.0
5	1'50.774	32.004	31.697	21.624	25.449	344.0
6	1'53.855 P	31.632	32.709	21.971	27.543	342.9

Run #	2	Front Tyre	Slick-Medium	Rear Tyre	Slick-Medium	Speed
			6 Laps at start		6 Laps at start	
7	6'17.580	28.669	32.320	21.577	25.455	342.9
8	1'53.292	32.065	33.750	21.746	25.731	339.6
9	1'48.458	31.203	30.789	21.102	25.364	341.8
	unfinished	31.258				

Run #	3	Front Tyre	Slick-Medium	Rear Tyre	Slick-Soft	Speed
			New Tyre		New Tyre	
10	1'56.714 *	28.753	34.910	24.098	28.953	240.2
11	1'51.977 P	32.505	31.007	21.542	26.923	345.0

Run #	4	Front Tyre	Slick-Medium	Rear Tyre	Slick-Soft	Speed
			2 Laps at start		New Tyre	
12	9'27.615	28.665	32.373	21.793	28.627	305.2
13	1'48.628	31.484	30.527	21.199	25.418	345.0
14	1'47.429	31.004	30.414	20.961	25.050	349.5

13th 10 Luca MARINI DUCATI ITA
Mooney VR46 Racing Team
Runs=3 Total laps=18 Full laps=10

Run #	1	Front Tyre	Slick-Medium	Rear Tyre	Slick-Hard	Speed
			4 Laps at start		New Tyre	
1	2'15.030	33.224	34.807	22.938	25.995	346.1
2	1'51.670	32.562	31.647	21.914	25.547	344.0
3	1'50.302	31.850	31.270	21.799	25.383	347.3
4	1'49.494	31.545	30.947	21.424	25.578	346.1
5	1'50.700	32.772	30.982	21.396	25.550	348.4
6	1'52.907 P	31.590	30.999	22.524	27.794	340.7

Run #	2	Front Tyre	Slick-Medium	Rear Tyre	Slick-Soft	Speed
			10 Laps at start		4 Laps at start	
7	5'54.454	32.679	33.838	22.843	25.834	341.8
8	1'50.872	32.311	31.340	21.657	25.564	344.0
9	1'51.951	31.443	30.927	24.037	25.544	344.0
10	1'49.199	31.344	30.917	21.332	25.606	344.0
11	1'54.652 P	31.430	32.383	22.566	28.273	338.6

Run #	3	Front Tyre	Slick-Medium	Rear Tyre	Slick-Soft	Speed
			New Tyre		New Tyre	
12	7'27.985	29.673	32.495	21.430	25.341	346.1
13	2'01.229	31.019	30.828	21.139	38.243	250.8
14	1'47.558	30.941	30.504	20.957	25.156	348.4
15	1'52.691 P	32.085	31.229	21.997	27.380	340.7

Run #	4	Front Tyre	Slick-Medium	Rear Tyre	Slick-Soft	Speed
			4 Laps at start		New Tyre	
13	6'13.555	29.327	31.661	21.778	25.186	346.1
14	1'49.727	31.455	31.518	21.528	25.226	345.0

14th 49 Fabio DI GIANNANTONI DUCATI ITA
Gresini Racing MotoGP
Runs=3 Total laps=17 Full laps=9

Run #	1	Front Tyre	Slick-Medium	Rear Tyre	Slick-Medium	Speed
			New Tyre		New Tyre	
1	2'42.479	29.259	32.933	22.129	25.702	342.9
2	1'50.016	31.755	31.485	21.420	25.356	341.8
3	1'49.187	31.252	31.028	21.571	25.336	341.8
4	1'48.195	31.157	30.643	21.105	25.290	340.7
5	1'52.526	31.262	30.876	24.884	25.504	344.0
6	1'48.523	31.254	30.748	21.134	25.387	341.8
7	1'56.141 P	34.933	31.885	21.725	27.598	339.6

Run #	2	Front Tyre	Slick-Medium	Rear Tyre	Slick-Medium	Speed
			7 Laps at start		7 Laps at start	
8	9'51.164 *	30.147	32.837*	21.796	25.593	339.6
9	1'49.178	31.475	30.878	21.305	25.520	339.6
10	1'51.349 P	31.285	30.896	21.628	27.540	321.5

Run #	3	Front Tyre	Slick-Medium	Rear Tyre	Slick-Soft	Speed
			New Tyre		New Tyre	
11	4'43.222	34.465	34.875	21.667	25.324	342.9
12	1'47.821	31.065	30.645	20.907	25.204	341.8
13	1'49.695 P	30.868	30.584	21.193	27.050	344.0

Run #	4	Front Tyre	Slick-Medium	Rear Tyre	Slick-Soft	Speed
			3 Laps at start		New Tyre	
14	4'40.850	27.942	31.457	21.386	25.382	341.8
15	1'47.455	30.967	30.493	20.899	25.096	345.0
16	1'58.144 *	39.435*	31.852	21.503	25.354	345.0
17	1'48.041	30.991	30.807	20.985	25.258	341.8

15th 5 Johann ZARCO DUCATI FRA
Prima Pramac Racing
Runs=3 Total laps=18 Full laps=10

Run #	1	Front Tyre	Slick-Medium	Rear Tyre	Slick-Medium	Speed
			8 Laps at start		New Tyre	
1	2'17.539	30.598	33.978	22.540	25.640	344.0
2	1'50.260	32.348	31.226	21.498	25.188	345.0
3	1'49.027	31.469	30.661	21.520	25.377	344.0
4	1'49.089	31.559	30.959	21.368	25.203	344.0
5	1'49.002	31.507	30.982	21.362	25.151	345.0
6	2'05.755 P	31.437	40.508	24.961	28.849	344.0

Run #	2	Front Tyre	Slick-Soft	Rear Tyre	Slick-Medium	Speed
			New Tyre		6 Laps at start	
7	5'31.285	34.003	35.073	22.645	28.499	323.4
8	1'51.869	32.430	31.709	22.406	25.324	349.5
9	1'48.665	31.333	30.745	21.313	25.274	347.3
10	1'48.781	31.450	30.740	21.318	25.273	347.3
11	1'48.532	31.294	30.747	21.201	25.290	348.4
12	1'52.680 P	32.802	31.001	21.546	27.331	344.0

Run #	3	Front Tyre	Slick-Soft	Rear Tyre	Slick-Soft	Speed
			New Tyre		New Tyre	
13	6'13.555	29.327	31.661	21.778	25.186	346.1
14	1'49.727	31.455	31.518	21.528	25.226	345.0

Fastest Lap: Jack MILLER Ducati Lenovo Team AUS **1'46.992** 30.811 30.305 20.853 25.023

These data/results cannot be reproduced, stored and/or transmitted in whole or in part by any manner of electronic, mechanical, photocopying, recording, broadcasting or otherwise now known or herein after developed without the previous express consent by the copyright owner, except for reproduction in daily press and regular printed publications on sale to the public within 60 days of the event related to those data/results and always provided that copyright symbol appears together as follows below.
© DORNA, 2022

Official MotoGP Timing by TISSOT
www.motogp.com



Free Practice Nr. 3

MotoGP

Lap	Lap Time		T1	T2	T3	T4	Speed	Lap	Lap Time		T1	T2	T3	T4	Speed
15	1'55.382	P	31.151	30.877	24.839	28.515	337.5	12	1'50.861		32.215	31.539	21.569	25.538	340.7
<i>Run # 4</i>		<i>Front Tyre Slick-Soft</i>		<i>Rear Tyre Slick-Soft</i>				<i>Run # 3</i>		<i>Front Tyre Slick-Medium</i>		<i>Rear Tyre Slick-Soft</i>			
		<i>3 Laps at start</i>		<i>New Tyre</i>						<i>5 Laps at start</i>		<i>New Tyre</i>			
16	5'06.382		28.481	34.634	21.809	25.022	348.4	13	1'48.405		31.158	30.691	21.152	25.404	339.6
17	1'47.478		31.063	30.420	21.029	24.966	347.3	14	1'48.385		31.029	30.721	21.208	25.427	339.6
18	1'47.495	*	30.901	30.497*	21.003*	25.094*	346.1	15	2'00.312	P	31.201	31.029	30.265	27.817	339.6

16th **73** **Alex MARQUEZ** HONDA SPA
LCR Honda CASTROL
Runs=3 Total laps=19 Full laps=11

Run #	1	Front Tyre	Slick-Medium	Rear Tyre	Slick-Soft		
		<i>New Tyre</i>		<i>5 Laps at start</i>			
1	2'18.305	29.460	33.802	22.751	25.777	346.1	
2	1'50.531	32.107	31.288	21.676	25.460	346.1	
3	1'49.149	31.444	30.971	21.457	25.277	345.0	
4	1'49.124	31.316	30.891	21.456	25.461	345.0	
5	1'49.007	31.437	31.009	21.240	25.321	345.0	
6	1'55.569	P	35.442	31.101	21.562	27.464	345.0
<i>Run # 2</i>		<i>Front Tyre Slick-Medium</i>		<i>Rear Tyre Slick-Soft</i>			
		<i>6 Laps at start</i>		<i>11 Laps at start</i>			
7	5'40.014	30.229	31.663	22.082	25.961	338.6	
8	1'49.516	31.567	30.953	21.421	25.575	344.0	
9	1'49.122	31.398	30.975	21.167	25.582	341.8	
10	1'49.638	31.291	30.922	21.686	25.739	341.8	
11	1'48.934	31.293	30.860	21.305	25.476	342.9	
12	1'54.984	P	34.143	31.334	22.101	27.406	340.7
<i>Run # 3</i>		<i>Front Tyre Slick-Medium</i>		<i>Rear Tyre Slick-Soft</i>			
		<i>New Tyre</i>		<i>New Tyre</i>			
13	5'59.380	27.015	31.556	21.576	25.523	338.6	
14	1'48.794	31.384	30.608	21.338	25.464	340.7	
15	1'47.622	30.948	30.454	21.080	25.140	344.0	
16	1'53.871	P	32.464	31.506	22.255	27.646	340.7
<i>Run # 4</i>		<i>Front Tyre Slick-Medium</i>		<i>Rear Tyre Slick-Soft</i>			
		<i>4 Laps at start</i>		<i>New Tyre</i>			
17	4'19.772	27.027	31.099	21.382	25.221	344.0	
18	1'50.172	*	31.937*	31.237	21.376	25.622	346.1
19	2'00.411		38.018	31.429	21.733	29.231	222.9

17th **87** **Remy GARDNER** KTM AUS
Tech3 KTM Factory Racing
Runs=2 Total laps=19 Full laps=13

Run #	1	Front Tyre	Slick-Medium	Rear Tyre	Slick-Soft		
		<i>New Tyre</i>		<i>4 Laps at start</i>			
1	2'25.803	31.232	34.436	23.293	26.428	338.6	
2	1'52.114	33.043	31.521	21.748	25.802	341.8	
3	1'50.184	31.700	31.197	21.448	25.839	338.6	
4	1'49.635	31.510	31.120	21.394	25.611	338.6	
5	1'56.404	31.671	30.956	21.648	32.129	206.7	
6	1'49.303	31.452	30.936	21.307	25.608	338.6	
7	1'49.726	31.505	31.076	21.354	25.791	336.5	
8	1'49.555	31.523	31.103	21.261	25.668	336.5	
9	2'06.769	39.185	31.755	21.892	33.937	170.9	
10	1'52.033	P	31.545	31.113	21.435	27.940	334.4
<i>Run # 2</i>		<i>Front Tyre Slick-Medium</i>		<i>Rear Tyre Slick-Soft</i>			
		<i>New Tyre</i>		<i>New Tyre</i>			
11	8'57.471	30.093	33.290	22.604	37.668	301.0	

18th **36** **Joan MIR** SUZUKI SPA
Team SUZUKI ECSTAR
Runs=3 Total laps=18 Full laps=9

Run #	1	Front Tyre	Slick-Medium	Rear Tyre	Slick-Soft		
		<i>11 Laps at start</i>		<i>4 Laps at start</i>			
1	1'57.132	30.157	32.638	22.197	26.070	341.8	
2	1'50.564	32.368	31.241	21.415	25.540	344.0	
3	1'49.006	31.440	30.882	21.230	25.454	345.0	
4	1'48.592	31.223	30.739	21.191	25.439	342.9	
5	1'57.566	P	33.867	33.187	22.138	28.374	337.5
<i>Run # 2</i>		<i>Front Tyre Slick-Medium</i>		<i>Rear Tyre Slick-Medium</i>			
		<i>New Tyre</i>		<i>New Tyre</i>			
6	6'03.139	30.453	31.727	21.602	25.278	345.0	
7	1'48.849	*	31.391	31.024*	21.352	25.082	347.3
8	1'48.359	31.094	30.583	21.108	25.574	348.4	
9	1'47.763	30.970	30.608	21.094	25.091	348.4	
10	1'57.871	P	34.819	32.928	21.900	28.224	342.9
<i>Run # 3</i>		<i>Front Tyre Slick-Medium</i>		<i>Rear Tyre Slick-Soft</i>			
		<i>5 Laps at start</i>		<i>New Tyre</i>			
11	6'00.806	28.806	31.285	21.200	25.376	345.0	
12	1'48.585	31.386	30.665	21.209	25.325	344.0	
13	1'49.897	30.937	31.629	21.685	25.646	346.1	
14	1'53.372	P	31.055	30.710	23.141	28.466	341.8
<i>Run # 4</i>		<i>Front Tyre Slick-Medium</i>		<i>Rear Tyre Slick-Soft</i>			
		<i>New Tyre</i>		<i>New Tyre</i>			
15	5'16.396	28.564	31.488	21.394	25.193	344.0	
16	1'47.916	31.129	30.572	21.028	25.187	345.0	
17	1'54.418	36.847	30.890	21.253	25.428	345.0	
18	1'47.707	*	31.047	30.489	20.995	25.176*	345.0

19th **12** **Maverick VIÑALES** APRILIA SPA
Aprilia Racing
Runs=4 Total laps=20 Full laps=10

Run #	1	Front Tyre	Slick-Medium	Rear Tyre	Slick-Medium		
		<i>New Tyre</i>		<i>13 Laps at start</i>			
1	3'05.307	28.772	33.271	22.415	26.303	342.9	
2	1'52.095	*	32.643	31.860*	21.701	25.891*	342.9
3	1'50.197	31.748	31.297	21.390	25.762	342.9	
4	1'49.401	31.625	31.049	21.188	25.539	345.0	
5	1'48.919	31.401	30.879	21.187	25.452	345.0	
6	1'48.993	31.370	30.920	21.193	25.510	344.0	
7	1'48.977	31.359	30.859	21.209	25.550	344.0	
8	1'50.443	31.397	31.947	21.447	25.652	344.0	
9	1'48.896	31.266	30.989	21.145	25.496	345.0	
10	1'54.692	33.191	34.135	21.727	25.639	349.5	

Fastest Lap: Jack MILLER Ducati Lenovo Team AUS **1'46.992** 30.811 30.305 20.853 25.023

These data/results cannot be reproduced, stored and/or transmitted in whole or in part by any manner of electronic, mechanical, photocopying, recording, broadcasting or otherwise now known or herein after developed without the previous express consent by the copyright owner, except for reproduction in daily press and regular printed publications on sale to the public within 60 days of the event related to those data/results and always provided that copyright symbol appears together as follows below.
© DORNA, 2022



Free Practice Nr. 3

MotoGP

Lap	Lap Time	T1	T2	T3	T4	Speed
11	1'55.312 P	31.261	31.067	21.303	31.681	346.1
Run # 2	Front Tyre	Slick-Medium	Rear Tyre	Slick-Soft		
11 Laps at start			4 Laps at start			
12	4'28.624	27.638	31.878	21.486	25.539	344.0
13	1'48.716	31.238	30.883	21.154	25.441	344.0
14	1'53.190 P	33.387	31.431	21.472	26.900	344.0
Run # 3	Front Tyre	Slick-Medium	Rear Tyre	Slick-Soft		
New Tyre		New Tyre				
15	5'09.505 *	27.686	31.318*	21.373	25.345	345.0
16	1'47.786	30.945	30.490	21.031	25.320	344.0
17	1'53.213 P	32.796	31.459	21.663	27.295	341.8
Run # 4	Front Tyre	Slick-Medium	Rear Tyre	Slick-Soft		
3 Laps at start			New Tyre			
18	3'37.533	27.049	31.156	21.167	25.330	346.1
19	1'51.402 *	32.883*	31.355	21.350	25.814	346.1
20	2'03.419 P	32.687	40.625*	22.304	27.803	342.9

Lap	Lap Time	T1	T2	T3	T4	Speed
Run # 2	Front Tyre	Slick-Medium	Rear Tyre	Slick-Medium		
7 Laps at start			13 Laps at start			
8	8'35.358	29.677	32.397	23.769	28.507	341.8
9	1'54.915 *	34.219	33.045*	21.645	26.006	344.0
10	1'49.128	31.415	30.900	21.300	25.513	340.7
11	1'49.038	31.381	30.833	21.286	25.538	340.7
12	1'52.356 P	32.524	31.685	21.519	26.628	339.6
Run # 3	Front Tyre	Slick-Medium	Rear Tyre	Slick-Soft		
New Tyre		New Tyre				
13	6'14.474	28.465	31.837	21.170	25.287	342.9
14	1'47.953	31.123	30.636	20.995	25.199	341.8
15	1'50.249 P	31.524	31.105	21.329	26.291	340.7
Run # 4	Front Tyre	Slick-Medium	Rear Tyre	Slick-Soft		
3 Laps at start			New Tyre			
16	2'50.801	26.886	31.409	21.949	25.672	346.1
unfinished	30.972	30.481	21.286			345.0

20th 21 Franco MORBIDELLI YAMAHA ITA
Monster Energy Yamaha MotoGP

Run #	1	Front Tyre	Slick-Medium	Rear Tyre	Slick-Medium	Speed
		New Tyre		14 Laps at start		
1	2'18.638	31.582	34.346	22.493	30.142	338.6
2	1'52.517	32.990	32.128	21.613	25.786	340.7
3	1'51.026	31.978	31.088	21.425	26.535	344.0
4	1'49.857	31.768	31.041	21.295	25.753	341.8
5	1'49.336	31.590	30.939	21.254	25.553	342.9
6	1'49.350	31.607	30.892	21.165	25.686	341.8
7	1'49.524 *	31.472	31.040	21.285	25.727*	340.7
8	1'58.106	31.475	38.573	22.220	25.838	340.7
9	1'49.733	31.569	31.316	21.261	25.587	339.6
10	1'57.989 P	31.523	30.957	21.336	34.173	341.8
Run # 2	Front Tyre	Slick-Medium	Rear Tyre	Slick-Soft		
New Tyre		New Tyre				
11	10'58.303	29.061	31.357	21.439	25.346	340.7
12	1'48.113	31.179	30.615	21.020	25.299	339.6
13	1'48.073	31.063	30.734	20.967	25.309	340.7
14	2'05.916 P	35.189	40.289	22.505	27.933	344.0
Run # 3	Front Tyre	Slick-Medium	Rear Tyre	Slick-Soft		
4 Laps at start			New Tyre			
15	6'33.456	27.553	31.546	21.204	25.507	346.1
16	1'48.953 *	31.580	30.675	21.264	25.434*	344.0
17	1'47.812	31.080	30.453	20.969	25.310	344.0

22nd 44 Poi ESPARGARO HONDA SPA
Repsol Honda Team

Run #	1	Front Tyre	Slick-Medium	Rear Tyre	Slick-Medium	Speed
		New Tyre		4 Laps at start		
1	2'31.222	30.475	32.408	22.130	25.715	344.0
2	2'00.636	35.007	34.233	22.755	28.641	294.4
3	1'50.902	31.818	31.824	21.681	25.579	344.0
4	1'48.640	31.215	30.920	21.227	25.278	344.0
5	1'52.959 *	31.456	31.095	23.456*	26.952	304.3
6	1'51.661 P	31.407	31.106	21.555	27.593	344.0
Run # 2	Front Tyre	Slick-Medium	Rear Tyre	Slick-Medium		
10 Laps at start			6 Laps at start			
7	6'45.304	28.398	32.573	21.702	25.760	342.9
8	1'53.480 P	31.911	31.646	22.334	27.589	335.4
Run # 3	Front Tyre	Slick-Medium	Rear Tyre	Slick-Soft		
New Tyre		New Tyre				
9	9'33.227	27.769	31.570	21.358	25.489	344.0
10	1'47.981	31.193	30.607	21.007	25.174	344.0
11	1'58.982 P	38.677	31.568	22.057	26.680	340.7
Run # 4	Front Tyre	Slick-Medium	Rear Tyre	Slick-Soft		
3 Laps at start			New Tyre			
12	8'25.465	27.610	31.509	21.424	25.588	346.1
13	1'53.248	31.401	31.322			313.1
14	1'48.190	31.263	30.569	21.055	25.303	341.8

21st 35 Cal CRUTCHLOW YAMAHA GBR
WithU Yamaha RNF MotoGP Team

Run #	1	Front Tyre	Slick-Medium	Rear Tyre	Slick-Medium	Speed
		New Tyre		6 Laps at start		
1	2'25.934	30.882	33.636	22.544	26.063	342.9
2	1'51.470	32.708	31.405	21.653	25.704	344.0
3	1'56.572	36.707	31.605	22.588	25.672	342.9
4	1'49.094	31.571	30.833	21.324	25.366	342.9
5	1'49.486	31.463	30.836	21.612	25.575	342.9
6	1'49.156	31.485	30.960	21.242	25.469	342.9
7	1'55.874 P	34.213	32.510	22.496	26.655	340.7

23rd 40 Darryn BINDER YAMAHA RSA
WithU Yamaha RNF MotoGP Team

Run #	1	Front Tyre	Slick-Medium	Rear Tyre	Slick-Medium	Speed
		New Tyre		New Tyre		
1	2'24.276	29.529	33.687	22.866	25.915	350.6
2	1'50.378	32.173	31.395	21.609	25.201	349.5
3	1'49.039	31.346	30.896	21.280	25.517	344.0
4	1'48.586	31.387	30.681	21.206	25.312	351.8
5	1'53.512	31.628	30.824	25.654	25.406	347.3
6	1'49.993	31.646	31.195	21.632	25.520	342.9
7	1'49.763	31.567	31.215	21.418	25.563	342.9
8	1'54.118	31.733	32.084	22.110	28.191	340.7

Fastest Lap: Jack MILLER Ducati Lenovo Team AUS **1'46.992** 30.811 30.305 20.853 25.023

These data/results cannot be reproduced, stored and/or transmitted in whole or in part by any manner of electronic, mechanical, photocopying, recording, broadcasting or otherwise now known or herein after developed without the previous express consent by the copyright owner, except for reproduction in daily press and regular printed publications on sale to the public within 60 days of the event related to those data/results and always provided that copyright symbol appears together as follows below.
© DORNA, 2022



Free Practice Nr. 3

MotoGP

Lap	Lap Time	T1	T2	T3	T4	Speed	Lap	Lap Time	T1	T2	T3	T4	Speed
9	1'50.082	31.739	31.415	21.407	25.521	342.9							
10	1'49.702	31.482	30.989	21.512	25.719	345.0							
11	2'00.802 P	37.144	32.074	22.424	29.160	338.6							
Run #	2	Front Tyre	Slick-Medium	Rear Tyre	Slick-Soft								
		New Tyre		New Tyre									
12	9'08.508	28.837	31.797	21.470	25.491	344.0							
13	1'48.203	31.198	30.700	21.042	25.263	345.0							
14	1'49.075	31.209	31.107	21.172	25.587	341.8							
15	1'54.876 P	33.562	31.589	21.658	28.067	346.1							
Run #	3	Front Tyre	Slick-Medium	Rear Tyre	Slick-Soft								
		4 Laps at start		New Tyre									
16	6'39.684	27.753	31.203	21.457	25.505	350.6							
17	4'47.360 P	31.405	3'15.716	28.536	31.703	306.1							

24th **25** **Raul FERNANDEZ** KTM SPA
Tech3 KTM Factory Racing

Runs=2 Total laps=17 Full laps=10

Run #	1	Front Tyre	Slick-Medium	Rear Tyre	Slick-Soft	
		New Tyre		3 Laps at start		
1	2'26.388	30.621	33.882	27.686	25.932	344.0
2	1'54.874	32.648	31.968	21.961	28.297	264.2
3	1'53.235 *	31.789	31.221*	22.740	27.485	340.7
4	1'49.748	31.794	31.229	21.356	25.369	342.9
5	1'49.404	31.399	31.052	21.418	25.535	344.0
6	1'51.610	31.472	31.216	23.333	25.589	341.8
7	2'01.458	38.430	32.246	21.795	28.987	306.1
8	1'49.660	31.503	31.168	21.420	25.569	339.6
9	2'02.533 P	37.555	33.573	23.100	28.305	339.6
Run #	2	Front Tyre	Slick-Medium	Rear Tyre	Slick-Soft	
		New Tyre		New Tyre		
10	9'37.857	31.687	32.549	22.544	26.651	326.3
11	1'54.009	31.307	30.739	26.671	25.292	342.9
12	1'48.642	31.215	30.777	21.215	25.435	339.6
13	1'57.442 P	35.577	32.180	21.917	27.768	339.6
Run #	3	Front Tyre	Slick-Medium	Rear Tyre	Slick-Soft	
		4 Laps at start		New Tyre		
14	7'02.167	27.699	31.579	21.566	25.362	340.7
15	2'07.989	38.220	34.108	21.982	33.679	304.3
16	1'48.899 *	31.531*	30.895	21.208	25.265	345.0
17	2'13.381	50.445	33.895	22.600	26.441	337.5

Fastest Lap: Jack MILLER Ducati Lenovo Team AUS **1'46.992** 30.811 30.305 20.853 25.023

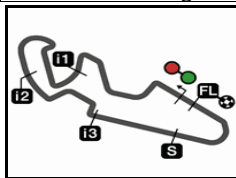
These data/results cannot be reproduced, stored and/or transmitted in whole or in part by any manner of electronic, mechanical, photocopying, recording, broadcasting or otherwise now known or herein after developed without the previous express consent by the copyright owner, except for reproduction in daily press and regular printed publications on sale to the public within 60 days of the event related to those data/results and always provided that copyright symbol appears together as follows below.
© DORNA, 2022

Official MotoGP Timing by TISSOT
www.motogp.com

Alcañiz, Saturday, September 17, 2022

Page 7 of 7





5077 m.

GRAN PREMIO ANIMOCA BRANDS DE ARAGÓN

Free Practice Nr. 3

Best Partial Times

MotoGP™

IT Ideal Lap Time, sum of the best partial times

BT Best Lap Time

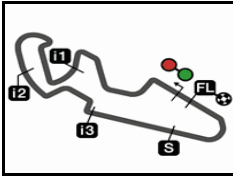
T1		T2		T3		T4				IT		BT	
Pos	Rider	Time	Rider	Time	Rider	Time	Rider	Time	Pos	Rider	IT	BT	
1	J.MARTIN	30.658	A.ESPARGARO	30.262	E.BASTIANINI	20.734	E.BASTIANINI	24.964	1	J.MARTIN	1'46.932	1'47.082	(5)
2	F.QUARTARARO	30.661	J.MILLER	30.305	J.MILLER	20.853	J.ZARCO	24.966	2	J.MILLER	1'46.992	1'46.992	(1)
3	B.BINDER	30.676	E.BASTIANINI	30.327	M.BEZZECCHI	20.854	B.BINDER	24.975	3	F.BAGNAIA	1'47.010	1'47.022	(2)
4	F.BAGNAIA	30.781	F.BAGNAIA	30.349	A.ESPARGARO	20.870	M.OLIVEIRA	24.984	4	E.BASTIANINI	1'47.019	1'47.057	(4)
5	T.NAKAGAMI	30.801	F.QUARTARARO	30.367	T.NAKAGAMI	20.874	M.BEZZECCHI	24.990	5	B.BINDER	1'47.031	1'47.167	(6)
6	J.MILLER	30.811	R.GARDNER	30.367	J.MARTIN	20.874	F.BAGNAIA	24.994	6	M.BEZZECCHI	1'47.048	1'47.048	(3)
7	A.RINS	30.813	J.MARTIN	30.379	F.BAGNAIA	20.886	J.MARTIN	25.021	7	F.QUARTARAR	1'47.186	1'47.258	(8)
8	M.BEZZECCHI	30.813	T.NAKAGAMI	30.381	L.MARINI	20.895	J.MILLER	25.023	8	T.NAKAGAMI	1'47.188	1'47.266	(9)
9	F.DI GIANNANTO	30.868	L.MARINI	30.389	F.DI GIANNANTO	20.899	A.RINS	25.039	9	M.OLIVEIRA	1'47.224	1'47.224	(7)
10	A.ESPARGARO	30.871	M.BEZZECCHI	30.391	F.QUARTARARO	20.916	M.MARQUEZ	25.050	10	A.RINS	1'47.244	1'47.272	(10)
11	M.OLIVEIRA	30.894	M.OLIVEIRA	30.399	M.OLIVEIRA	20.947	J.MIR	25.082	11	A.ESPARGAR	1'47.249	1'47.321	(11)
12	J.ZARCO	30.901	M.MARQUEZ	30.414	B.BINDER	20.948	F.DI GIANNANTO	25.096	12	J.ZARCO	1'47.316	1'47.478	(15)
13	L.MARINI	30.925	J.ZARCO	30.420	M.MARQUEZ	20.961	T.NAKAGAMI	25.132	13	F.DI GIANNAN	1'47.356	1'47.455	(14)
14	J.MIR	30.937	A.RINS	30.425	F.MORBIDELLI	20.967	A.MARQUEZ	25.140	14	L.MARINI	1'47.365	1'47.437	(13)
15	M.VIÑALES	30.945	B.BINDER	30.432	A.RINS	20.967	L.MARINI	25.156	15	M.MARQUEZ	1'47.429	1'47.429	(12)
16	A.MARQUEZ	30.948	F.MORBIDELLI	30.453	C.CRUTCHLOW	20.995	P.ESPARGARO	25.174	16	J.MIR	1'47.503	1'47.763	(18)
17	C.CRUTCHLOW	30.972	A.MARQUEZ	30.454	J.MIR	20.995	C.CRUTCHLOW	25.199	17	A.MARQUEZ	1'47.622	1'47.622	(16)
18	E.BASTIANINI	30.994	C.CRUTCHLOW	30.481	P.ESPARGARO	21.007	D.BINDER	25.201	18	C.CRUTCHLO	1'47.647	1'47.953	(21)
19	M.MARQUEZ	31.004	J.MIR	30.489	R.GARDNER	21.022	F.QUARTARARO	25.242	19	R.GARDNER	1'47.718	1'47.718	(17)
20	R.GARDNER	31.010	M.VIÑALES	30.490	J.ZARCO	21.029	A.ESPARGARO	25.246	20	F.MORBIDELLI	1'47.782	1'47.812	(20)
21	F.MORBIDELLI	31.063	F.DI GIANNANTO	30.493	M.VIÑALES	21.031	R.FERNANDEZ	25.265	21	M.VIÑALES	1'47.786	1'47.786	(19)
22	P.ESPARGARO	31.193	P.ESPARGARO	30.569	D.BINDER	21.042	F.MORBIDELLI	25.299	22	P.ESPARGAR	1'47.943	1'47.981	(22)
23	D.BINDER	31.198	D.BINDER	30.681	A.MARQUEZ	21.080	R.GARDNER	25.319	23	D.BINDER	1'48.122	1'48.203	(23)
24	R.FERNANDEZ	31.215	R.FERNANDEZ	30.739	R.FERNANDEZ	21.208	M.VIÑALES	25.320	24	R.FERNANDEZ	1'48.427	1'48.642	(24)

These data/results cannot be reproduced, stored and/or transmitted in whole or in part by any manner of electronic, mechanical, photocopying, recording, broadcasting or otherwise now known or herein after developed without the previous express consent by the copyright owner, except for reproduction in daily press and regular printed publications on sale to the public within 60 days of the event related to those data/results and always provided that copyright symbol appears together as follows below.

© DORNA, 2022


Official MotoGP Timing by TISSOT
www.motogp.com





5077 m.

GRAN PREMIO ANIMOCA BRANDS DE ARAGÓN**Free Practice Nr. 3****Fastest Laps Sequence**

<i>Practice Time</i>	 <i>Rider</i>	<i>Nation</i>	<i>Motorcycle</i>	<i>Time</i>	<i>Km/h</i>	<i>Rider's Lap</i>
3'47.696	36 Joan MIR	SPA	SUZUKI	1'50.564	165.3	2
3'51.582	20 Fabio QUARTARARO	FRA	YAMAHA	1'50.016	166.1	2
4'03.491	93 Marc MARQUEZ	SPA	HONDA	1'49.996	166.1	2
4'35.190	72 Marco BEZZECCHI	ITA	DUCATI	1'49.585	166.7	2
5'36.702	36 Joan MIR	SPA	SUZUKI	1'49.006	167.6	3
5'40.578	20 Fabio QUARTARARO	FRA	YAMAHA	1'48.996	167.6	3
5'52.277	93 Marc MARQUEZ	SPA	HONDA	1'48.786	168.0	3
6'23.145	72 Marco BEZZECCHI	ITA	DUCATI	1'47.955	169.3	3
20'50.970	36 Joan MIR	SPA	SUZUKI	1'47.763	169.6	9
26'05.985	30 Takaaki NAKAGAMI	JPN	HONDA	1'47.703	169.7	11
27'53.534	30 Takaaki NAKAGAMI	JPN	HONDA	1'47.549	169.9	12
30'59.752	89 Jorge MARTIN	SPA	DUCATI	1'47.403	170.1	12
32'48.295	43 Jack MILLER	AUS	DUCATI	1'46.992	170.8	13

These data/results cannot be reproduced, stored and/or transmitted in whole or in part by any manner of electronic, mechanical, photocopying, recording, broadcasting or otherwise now known or herein after developed without the previous express consent by the copyright owner, except for reproduction in daily press and regular printed publications on sale to the public within 60 days of the event related to those data/results and always provided that copyright symbol appears together as follows below.

© DORNA, 2022

Official MotoGP Timing by TISSOT
www.motogp.com

Alcañiz, Saturday, September 17, 2022

