


5077 m.

## GRAN PREMIO ANIMOCA BRANDS DE ARAGÓN

## Free Practice Nr. 2

## Classification

6

	Rider	Nation	Team	Motorcycle	Time	Lap	Total	Gap	Top Speed
1	7 Dennis FOGGIA	ITA	Leopard Racing	HONDA	<b>1'58.507</b>	14	15		<b>241.3</b>
2	71 Ayumu SASAKI	JPN	Sterilgarda Husqvarna Max	HUSQVARNA	<b>1'58.677</b>	13	13	0.170 0.170	<b>240.8</b>
3	96 Daniel HOLGADO	SPA	Red Bull KTM Ajo	KTM	<b>1'58.830</b>	12	17	0.323 0.153	<b>241.3</b>
4	82 Stefano NEPA	ITA	Angeluss MTA Team	KTM	<b>1'59.055</b>	14	15	0.548 0.225	<b>241.3</b>
5	48 Ivan ORTOLÁ	SPA	Angeluss MTA Team	KTM	<b>1'59.085</b>	14	16	0.578 0.030	<b>237.6</b>
6	28 Izan GUEVARA	SPA	Autosolar GASGAS Aspar Team	GASGAS	<b>1'59.104</b>	11	15	0.597 0.019	<b>238.6</b>
7	53 Deniz ÖNCÜ	TUR	Red Bull KTM Tech3	KTM	<b>1'59.149</b>	12	15	0.642 0.045	<b>237.1</b>
8	44 David MUÑOZ	SPA	BOE Motorsports	KTM	<b>1'59.171</b>	10	12	0.664 0.022	<b>241.3</b>
9	66 Joel KELSO	AUS	CIP Green Power	KTM	<b>1'59.203</b>	11	12	0.696 0.032	<b>244.0</b>
10	31 Adrian FERNANDEZ	SPA	Red Bull KTM Tech3	KTM	<b>1'59.345</b>	14	14	0.838 0.142	<b>239.2</b>
11	17 John MCPHEE	GBR	Sterilgarda Husqvarna Max	HUSQVARNA	<b>1'59.370</b>	13	14	0.863 0.025	<b>239.7</b>
12	24 Tatsuki SUZUKI	JPN	Leopard Racing	HONDA	<b>1'59.448</b>	11	13	0.941 0.078	<b>241.3</b>
13	54 Riccardo ROSSI	ITA	SIC58 Squadra Corse	HONDA	<b>1'59.465</b>	14	15	0.958 0.017	<b>240.8</b>
14	6 Ryusei YAMANAKA	JPN	MT Helmets - MSI	KTM	<b>1'59.498</b>	10	14	0.991 0.033	<b>242.4</b>
15	72 Taiyo FURUSATO	JPN	Honda Team Asia	HONDA	<b>1'59.506</b>	11	16	0.999 0.008	<b>242.9</b>
16	99 Carlos TATAY	SPA	CFMOTO Racing PruestelGP	CFMOTO	<b>1'59.521</b>	14	15	1.014 0.015	<b>235.0</b>
17	5 Jaume MASIA	SPA	Red Bull KTM Ajo	KTM	<b>1'59.559</b>	4	16	1.052 0.038	<b>245.1</b>
18	16 Andrea MIGNO	ITA	Rivacold Snipers Team	HONDA	<b>1'59.576</b>	14	14	1.069 0.017	<b>236.0</b>
19	23 Elia BARTOLINI	ITA	QJMotor Avintia Racing Team	KTM	<b>1'59.661</b>	6	14	1.154 0.085	<b>240.8</b>
20	27 Kaito TOBA	JPN	CIP Green Power	KTM	<b>1'59.858</b>	4	16	1.351 0.197	<b>238.6</b>
21	11 Sergio GARCIA	SPA	Autosolar GASGAS Aspar Team	GASGAS	<b>1'59.900</b>	12	15	1.393 0.042	<b>236.5</b>
22	43 Xavier ARTIGAS	SPA	CFMOTO Racing PruestelGP	CFMOTO	<b>1'59.919</b>	14	15	1.412 0.019	<b>244.0</b>
23	64 Mario AJI	INA	Honda Team Asia	HONDA	<b>1'59.980</b>	8	13	1.473 0.061	<b>232.5</b>
24	10 Diogo MOREIRA	BRA	MT Helmets - MSI	KTM	<b>2'00.031</b>	14	14	1.524 0.051	<b>242.4</b>
25	20 Lorenzo FELLON	FRA	SIC58 Squadra Corse	HONDA	<b>2'00.127</b>	14	14	1.620 0.096	<b>241.8</b>
26	9 Nicola Fabio CARRARO	ITA	QJMotor Avintia Racing Team	KTM	<b>2'00.180</b>	13	13	1.673 0.053	<b>239.2</b>
27	19 Scott OGDEN	GBR	VisionTrack Racing Team	HONDA	<b>2'00.893</b>	8	10	2.386 0.713	<b>240.2</b>
28	67 Alberto SURRA	ITA	Rivacold Snipers Team	HONDA	<b>2'00.901</b>	12	13	2.394 0.008	<b>236.0</b>
29	70 Joshua WHATLEY	GBR	VisionTrack Racing Team	HONDA	<b>2'01.109</b>	4	14	2.602 0.208	<b>237.6</b>
30	22 Ana CARRASCO	SPA	BOE Motorsports	KTM	<b>2'01.490</b>	17	17	2.983 0.381	<b>240.8</b>
31	91 Alessandro MOROSI	ITA	MT Helmets - MSI	KTM	<b>2'02.374</b>	9	14	3.867 0.884	<b>235.5</b>
32	69 Maria HERRERA	SPA	Angeluss MTA Team	KTM	<b>2'02.902</b>	16	17	4.395 0.528	<b>231.5</b>

Practice condition: Dry

Air: 25°

Humidity: 53%

Ground: 38°

<b>Fastest Lap:</b>	Lap: 14	<b>Dennis FOGGIA</b>	<b>1'58.507</b>	154.2 Km/h
<b>Best Race Lap:</b>	2020	<b>Sergio GARCIA</b>	<b>1'57.976</b>	154.9 Km/h
<b>All Time Lap Record:</b>	2018	<b>Jorge MARTIN</b>	<b>1'57.066</b>	156.1 Km/h

The results are provisional until the end of the limit for protest and appeals.

Time limit for protest expires 30' after publication of the results - ..... Time: .....

These data/results cannot be reproduced, stored and/or transmitted in whole or in part by any manner of electronic, mechanical, photocopying, recording, broadcasting or otherwise now known or herein after developed without the previous express consent by the copyright owner, except for reproduction in daily press and regular printed publications on sale to the public within 60 days of the event related to those data/results and always provided that copyright symbol appears together as follows below.

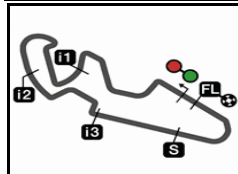
© DORNA, 2022

Official MotoGP Timing by TISSOT  
www.motogp.com

Alcañiz, Friday, September 16, 2022

moto3™






5077 m.

## GRAN PREMIO ANIMOCA BRANDS DE ARAGÓN

## Free Practice Nr. 2

## Combined Free Practice Times

7

	Rider	Nation	Team	MOTORCYCLE	FP1	FP2	Gap
1	7 <b>D.FOGGIA</b>	ITA	Leopard Racing	HONDA	1'59.388 14	<b>1'58.507</b> 14	
2	71 <b>A.SASAKI</b>	JPN	Sterilgarda Husqvarna Max	HUSQVARNA	1'58.819 13	<b>1'58.677</b> 13	0.170 0.170
3	96 <b>D.HOLGADO</b>	SPA	Red Bull KTM Ajo	KTM	1'59.187 15	<b>1'58.830</b> 12	0.323 0.153
4	82 <b>S.NEPA</b>	ITA	Angeluss MTA Team	KTM	2'01.405 11	<b>1'59.055</b> 14	0.548 0.225
5	28 <b>I.GUEVARA</b>	SPA	Autosolar GASGAS Aspar Team	GASGAS	<b>1'59.085</b> 14	1'59.104 11	0.578 0.030
6	48 <b>I.ORTOLÁ</b>	SPA	Angeluss MTA Team	KTM	2'01.601 5	<b>1'59.085</b> 14	0.578
7	43 <b>X.ARTIGAS</b>	SPA	CFMOTO Racing PruestelGP	CFMOTO	<b>1'59.105</b> 14	1'59.919 14	0.598 0.020
8	53 <b>D.ÖNCÜ</b>	TUR	Red Bull KTM Tech3	KTM	1'59.378 13	<b>1'59.149</b> 12	0.642 0.044
9	66 <b>J.KELSO</b>	AUS	CIP Green Power	KTM	<b>1'59.171</b> 14	1'59.203 11	0.664 0.022
10	44 <b>D.MUÑOZ</b>	SPA	BOE Motorsports	KTM	1'59.403 13	<b>1'59.171</b> 10	0.664
11	27 <b>K.TOBA</b>	JPN	CIP Green Power	KTM	<b>1'59.267</b> 13	1'59.858 4	0.760 0.096
12	31 <b>A.FERNANDEZ</b>	SPA	Red Bull KTM Tech3	KTM	2'01.516 9	<b>1'59.345</b> 14	0.838 0.078
13	11 <b>S.GARCIA</b>	SPA	Autosolar GASGAS Aspar Team	GASGAS	<b>1'59.356</b> 15	1'59.900 12	0.849 0.011
14	17 <b>J.MCPHEE</b>	GBR	Sterilgarda Husqvarna Max	HUSQVARNA	1'59.588 11	<b>1'59.370</b> 13	0.863 0.014
15	24 <b>T.SUZUKI</b>	JPN	Leopard Racing	HONDA	2'00.181 13	<b>1'59.448</b> 11	0.941 0.078
16	54 <b>R.ROSSI</b>	ITA	SIC58 Squadra Corse	HONDA	2'00.468 12	<b>1'59.465</b> 14	0.958 0.017
17	6 <b>R.YAMANAKA</b>	JPN	MT Helmets - MSI	KTM	2'00.578 12	<b>1'59.498</b> 10	0.991 0.033
18	72 <b>T.FURUSATO</b>	JPN	Honda Team Asia	HONDA	2'01.987 14	<b>1'59.506</b> 11	0.999 0.008
19	99 <b>C.TATAY</b>	SPA	CFMOTO Racing PruestelGP	CFMOTO	1'59.920 13	<b>1'59.521</b> 14	1.014 0.015
20	5 <b>J.MASIA</b>	SPA	Red Bull KTM Ajo	KTM	1'59.748 16	<b>1'59.559</b> 4	1.052 0.038
21	16 <b>A.MIGNO</b>	ITA	Rivacold Snipers Team	HONDA	1'59.864 14	<b>1'59.576</b> 14	1.069 0.017
22	23 <b>E.BARTOLINI</b>	ITA	QJMotor Avintia Racing Team	KTM	2'03.581 10	<b>1'59.661</b> 6	1.154 0.085
23	64 <b>M.AJI</b>	INA	Honda Team Asia	HONDA	2'01.448 12	<b>1'59.980</b> 8	1.473 0.319
24	10 <b>D.MOREIRA</b>	BRA	MT Helmets - MSI	KTM	<b>1'59.982</b> 11	2'00.031 14	1.475 0.002
25	20 <b>L.FELLON</b>	FRA	SIC58 Squadra Corse	HONDA	2'00.887 13	<b>2'00.127</b> 14	1.620 0.145
26	9 <b>N.CARRARO</b>	ITA	QJMotor Avintia Racing Team	KTM	2'01.591 13	<b>2'00.180</b> 13	1.673 0.053
27	67 <b>A.SURRA</b>	ITA	Rivacold Snipers Team	HONDA	<b>2'00.799</b> 14	2'00.901 12	2.292 0.619
28	19 <b>S.OGDEN</b>	GBR	VisionTrack Racing Team	HONDA	2'01.582 13	<b>2'00.893</b> 8	2.386 0.094
29	70 <b>J.WHATLEY</b>	GBR	VisionTrack Racing Team	HONDA	2'01.183 15	<b>2'01.109</b> 4	2.602 0.216
30	22 <b>A.CARRASCO</b>	SPA	BOE Motorsports	KTM	2'01.993 14	<b>2'01.490</b> 17	2.983 0.381
31	91 <b>A.MOROSI</b>	ITA	MT Helmets - MSI	KTM	2'03.629 13	<b>2'02.374</b> 9	3.867 0.884
32	69 <b>M.HERRERA</b>	SPA	Angeluss MTA Team	KTM	2'05.471 12	<b>2'02.902</b> 16	4.395 0.528

<b>Pole Position Record:</b>	2018	<b>Jorge MARTIN</b>	<b>1'57.066</b>	156.1 Km/h
<b>Best Race Lap:</b>	2020	<b>Sergio GARCIA</b>	<b>1'57.976</b>	154.9 Km/h
<b>All Time Lap Record:</b>	2018	<b>Jorge MARTIN</b>	<b>1'57.066</b>	156.1 Km/h

The results are provisional until the end of the limit for protest and appeals.

Time limit for protest expires 60' after publication of the results - ..... Time: .....

These data/results cannot be reproduced, stored and/or transmitted in whole or in part by any manner of electronic, mechanical, photocopying, recording, broadcasting or otherwise now known or herein after developed without the previous express consent by the copyright owner, except for reproduction in daily press and regular printed publications on sale to the public within 60 days of the event related to those data/results and always provided that copyright symbol appears together as follows below.

© DORNA, 2022

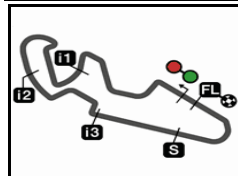
Official MotoGP Timing by TISSOT

www.motogp.com

Alcañiz, Friday, September 16, 2022







5077 m.

## GRAN PREMIO ANIMOCA BRANDS DE ARAGÓN

## Free Practice Nr. 2

## Top Speed &amp; Average

8



Rider	Nation	Motorcycle	Top 5 speeds					Average	Top
5 <b>Jaume MASIA</b>	SPA	KTM	245.1	244.0	242.9	240.2	239.7	241.9	245.1
43 <b>Xavier ARTIGAS</b>	SPA	CFMOTO	244.0	241.8	240.8	240.2	239.7	240.8	244.0
66 <b>Joel KELSO</b>	AUS	KTM	244.0	241.8	239.7	237.6	236.0	239.8	244.0
72 <b>Taiyo FURUSATO</b>	JPN	HONDA	242.9	238.1	236.5	236.5	235.5	237.9	242.9
6 <b>Ryusei YAMANAKA</b>	JPN	KTM	242.4	239.7	238.1	236.5	236.5	238.6	242.4
10 <b>Diogo MOREIRA</b>	BRA	KTM	242.4	238.6	236.5	236.5	236.5	238.1	242.4
20 <b>Lorenzo FELLON</b>	FRA	HONDA	241.8	238.6	238.1	237.1	236.5	238.4	241.8
7 <b>Dennis FOGGIA</b>	ITA	HONDA	241.3	239.2	238.6	238.1	237.6	238.6	241.3
24 <b>Tatsuki SUZUKI</b>	JPN	HONDA	241.3	239.2	239.2	239.2	238.6	239.5	241.3
44 <b>David MUÑOZ</b>	SPA	KTM	241.3	239.2	238.1	237.6	237.1	238.7	241.3
82 <b>Stefano NEPA</b>	ITA	KTM	241.3	240.2	239.7	239.2	239.2	239.9	241.3
96 <b>Daniel HOLGADO</b>	SPA	KTM	241.3	241.3	239.2	238.6	238.6	239.8	241.3
22 <b>Ana CARRASCO</b>	SPA	KTM	240.8	240.8	239.7	239.2	237.6	239.6	240.8
23 <b>Elia BARTOLINI</b>	ITA	KTM	240.8	240.8	240.8	240.2	239.2	240.4	240.8
54 <b>Riccardo ROSSI</b>	ITA	HONDA	240.8	239.7	238.6	238.1	237.6	239.0	240.8
71 <b>Ayumu SASAKI</b>	JPN	HUSQVARNA	240.8	240.2	239.2	238.6	238.6	239.3	240.8
19 <b>Scott OGDEN</b>	GBR	HONDA	240.2	236.0	235.5	233.0	231.5	235.2	240.2
17 <b>John MCPHEE</b>	GBR	HUSQVARNA	239.7	238.6	238.1	237.6	237.1	238.0	239.7
9 <b>Nicola Fabio CARRARO</b>	ITA	KTM	239.2	237.1	237.1	236.0	236.0	237.1	239.2
31 <b>Adrian FERNANDEZ</b>	SPA	KTM	239.2	237.1	237.1	236.5	235.5	237.1	239.2
27 <b>Kaito TOBA</b>	JPN	KTM	238.6	238.6	238.1	237.1	237.1	237.9	238.6
28 <b>Izan GUEVARA</b>	SPA	GASGAS	238.6	238.1	237.1	236.5	236.0	236.9	238.6
48 <b>Ivan ORTOLA</b>	SPA	KTM	237.6	236.5	235.5	235.0	234.5	235.4	237.6
70 <b>Joshua WHATLEY</b>	GBR	HONDA	237.6	237.1	237.1	236.5	236.0	236.9	237.6
53 <b>Deniz ÖNCÜ</b>	TUR	KTM	237.1	235.0	233.5	233.5	233.5	234.5	237.1
11 <b>Sergio GARCIA</b>	SPA	GASGAS	236.5	236.0	236.0	235.5	235.5	235.8	236.5
16 <b>Andrea MIGNO</b>	ITA	HONDA	236.0	236.0	236.0	235.0	234.5	235.2	236.0
67 <b>Alberto SURRA</b>	ITA	HONDA	236.0	233.5	232.0	232.0	231.0	232.6	236.0
91 <b>Alessandro MOROSI</b>	ITA	KTM	235.5	234.5	233.5	233.0	232.0	233.4	235.5
99 <b>Carlos TATAY</b>	SPA	CFMOTO	235.0	235.0	235.0	233.5	233.5	234.3	235.0
64 <b>Mario AJI</b>	INA	HONDA	232.5	232.5	232.0	231.5	231.0	231.8	232.5
69 <b>Maria HERRERA</b>	SPA	KTM	231.5	231.5	229.0	229.0	228.6	229.9	231.5

These data/results cannot be reproduced, stored and/or transmitted in whole or in part by any manner of electronic, mechanical, photocopying, recording, broadcasting or otherwise now known or herein after developed without the previous express consent by the copyright owner, except for reproduction in daily press and regular printed publications on sale to the public within 60 days of the event related to those data/results and always provided that copyright symbol appears together as follows below.

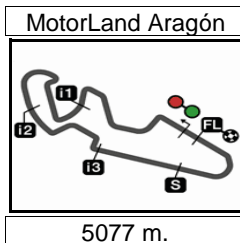
© DORNA, 2022

Official MotoGP Timing by TISSOT  
www.motogp.com





Alcañiz, Friday, September 16, 2022



GRAN PREMIO ANIMOCA BRANDS DE ARAGÓN

Free Practice Nr. 2

Chronological Analysis of Performances

9

\* Lap / Sector time cancelled      T1 Time from finish line to 1st intermediate      T3 Time from 2nd intermed. to 3rd intermed.  
P Crossing the finish line in pit lane      T2 Time from 1st intermed. to 2nd intermed.      T4 Time from 3rd intermediate to finish line

Lap	Lap Time	T1	T2	T3	T4	Speed	Lap	Lap Time	T1	T2	T3	T4	Speed	
<b>1st</b>	<b>7</b>	<b>Dennis FOGGIA</b>			Leopard Racing		ITA							
		Runs=2	Total laps=15	Full laps=5										
1	3'31.518	29.092	43.013	24.879	31.073	223.8	11	8'14.199 *	28.428	33.398*	22.438	30.098	241.3	
2	2'01.051 *	34.155	33.862*	22.437	30.597	236.5	12	<b>1'58.830</b>	<b>33.276</b>	<b>33.137</b>	<b>22.121</b>	30.296	235.0	
3	2'00.330 *	33.830	33.792*	22.396	30.312	237.6	13	2'00.381 *	33.397	33.322	23.205*	30.457	236.0	
4	<b>1'59.954</b>	33.644	33.597	22.297	30.416	239.2	14	<b>2'08.437</b>	36.507	36.229	23.745	31.956	225.2	
5	1'59.760 *	33.553	33.522	22.269	30.416*	237.1	15	<b>1'59.392</b>	33.592	33.375	22.273	30.152	241.3	
6	2'02.889 P	33.757	33.953*	22.458	32.721	235.0	16	2'07.481 *	33.880	40.700*	22.739	30.162	238.6	
7	7'19.413	28.821	34.605	22.252	30.343	235.5	17	<b>1'59.304</b>	33.729	33.225	22.212	30.138	239.2	
8	1'59.912 *	33.569	33.512*	22.487	30.344	235.5								
9	<b>1'59.564</b>	33.465	33.500	22.260	30.339	237.1								
10	<b>1'59.357</b>	33.382	33.511	22.283	30.181	237.6								
11	<b>1'59.219</b>	33.434	33.488	22.155	30.142	241.3								
12	2'02.659 P	33.892	34.110	22.410	32.247	238.6								
13	5'05.588	29.416	34.145	22.980	32.713	234.0								
14	<b>1'58.507</b>	33.258	33.125	22.068	30.056	237.6								
15	2'00.900 *	34.22*	34.085	22.371	30.223	238.1								
<b>2nd</b>	<b>71</b>	<b>Ayumu SASAKI</b>			Sterilgarda Husqvarna		JPN							
		Runs=2	Total laps=13	Full laps=6										
1	3'12.303	28.549	33.852	22.453	30.496	239.2								
2	2'00.606 *	33.910	33.202*	22.406	31.088	232.0								
3	1'59.936 *	33.763	33.619*	22.293	30.261	237.6								
4	<b>1'59.377</b>	33.845	33.120	22.293	30.119	240.8								
5	<b>2'01.034</b>	33.752	33.924	23.128	30.230	238.6								
6	2'53.900 P	33.709	1'18.717	25.772	35.702	207.5								
7	11'12.017 *	29.768	34.064	22.458	30.282*	238.1								
8	<b>1'59.927</b>	33.859	33.472	22.349	30.247	240.2								
9	2'01.990 P	33.992	33.282	22.386	32.330	238.6								
10	6'32.232	29.197	33.663	22.161	31.146	226.6								
11	<b>1'58.694</b>	33.571	32.881	22.063	30.179	237.1								
12	<b>2'00.326</b>	33.656	33.526	22.643	30.501	237.1								
13	<b>1'58.677</b>	33.498	32.914	22.070	30.195	238.6								
<b>4th</b>	<b>82</b>	<b>Stefano NEPA</b>			Angeluss MTA Team		ITA							
		Runs=2	Total laps=15	Full laps=10										
1	2'23.907	30.094	34.402	22.813	30.262	241.3								
2	<b>2'01.146</b>	34.360	33.802	22.539	30.445	237.6								
3	<b>2'00.208</b>	33.911	33.487	22.336	30.474	235.5								
4	<b>2'00.247</b>	33.837	33.692	22.546	30.172	239.2								
5	<b>2'00.095</b>	33.748	33.543	22.473	30.331	239.2								
6	<b>1'59.618</b>	33.760	33.303	22.375	30.180	240.2								
7	<b>1'59.664</b>	33.719	33.401	22.367	30.177	238.6								
8	<b>1'59.699</b>	33.778	33.353	22.359	30.209	237.6								
9	2'09.958 P	34.039	33.704	29.514	32.701	230.0								
10	6'28.568	30.167	34.067	22.574	30.574	234.5								
11	<b>2'00.515</b>	34.003	33.672	22.451	30.389	237.1								
12	2'05.784 P	37.841	33.946	22.588	31.409	237.6								
13	7'47.679 *	33.106	36.283*	24.197	30.283	239.7								
14	<b>1'59.055</b>	33.580	33.264	22.119	30.092	238.6								
15	<b>1'59.270</b>	33.585	33.259	22.186	30.240	236.0								
<b>5th</b>	<b>48</b>	<b>Ivan ORTOLÁ</b>			Angeluss MTA Team		SPA							
		Runs=2	Total laps=16	Full laps=10										
1	2'11.270	29.102	34.247	22.803	30.792	234.5								
2	<b>2'01.560</b>	34.480	33.875	22.478	30.727	233.5								
3	<b>2'01.154</b>	34.216	33.779	22.390	30.769	233.5								
4	2'00.739 *	33.973	33.808*	22.499	30.459	236.5								
5	<b>2'00.348</b>	33.789	33.799	22.230	30.530	237.6								
6	<b>2'00.955</b>	34.130	33.700	22.306	30.819	233.0								
7	2'07.212 P	36.303	35.137*	23.050	32.722	230.5								
8	6'43.023	29.323	34.227	22.625	31.159	230.5								
9	<b>2'01.694</b>	34.116	34.016	22.485	31.077	232.0								
10	<b>2'03.795</b>	34.038	33.871	25.055	30.831	232.5								
11	2'05.095 P	34.493	35.115*	23.305	32.182	235.0								
12	5'59.535	38.656	36.500	22.708	31.738	225.2								
13	<b>2'00.339</b>	33.808	33.474	22.363	30.694	230.5								
14	<b>1'59.085</b>	33.531	33.264	21.971	30.319	235.5								
15	<b>1'59.275</b>	33.434	33.419	22.044	30.378	234.5								
16	<b>2'00.054</b>	33.757	33.407	22.160	30.730	234.5								

**Fastest Lap:** Dennis FOGGIA      Leopard Racing      ITA      **1'58.507**      33.258      33.125      22.068      30.056

These data/results cannot be reproduced, stored and/or transmitted in whole or in part by any manner of electronic, mechanical, photocopying, recording, broadcasting or otherwise now known or herein after developed without the previous express consent by the copyright owner, except for reproduction in daily press and regular printed publications on sale to the public within 60 days of the event related to those data/results and always provided that copyright symbol appears together as follows below.  
© DORNA, 2022



## Free Practice Nr. 2

Moto3

Lap	Lap Time	T1	T2	T3	T4	Speed	Lap	Lap Time	T1	T2	T3	T4	Speed	
<b>6th</b>	<b>28</b>	<b>Izan GUEVARA</b> Autosolar GASGAS A SPA						4	10'00.786	34.240	41.208	23.443	34.220	173.3
		Runs=2	Total laps=15	Full laps=7			5	<b>2'00.073</b>	33.850	33.469	22.347	30.407	235.0	
1	3'50.158	32.196	34.228	22.375	30.594	235.5	6	<b>2'00.419</b>	33.910	33.621	22.303	30.585	234.5	
2	<b>2'00.359</b>	33.887	33.582	22.287	30.603	234.5	7	2'15.904 P	36.861	42.244	23.820	32.979	231.5	
3	1'59.781 *	33.776	33.396*	22.209	30.400	236.0	8	6'31.475	32.830	38.457	22.605	30.988	219.7	
4	2'02.547 *	33.632	33.381	24.365	31.169*	237.1	9	<b>2'13.138</b>	36.667	43.363	22.748	30.360	237.6	
5	<b>1'59.807</b>	33.756	33.317	22.237	30.497	236.0	10	<b>1'59.587</b>	33.605	33.400	22.264	30.318	239.7	
6	1'59.309 *	33.550	33.279*	22.085	30.395	235.5	11	1'59.203	33.491	33.453	22.249	30.010	241.8	
7	<b>1'59.308</b>	33.581	33.253	22.137	30.337	235.5	12	<b>2'00.089</b>	34.252	33.430	22.261	30.146	244.0	
8	2'05.870 P	35.560	35.140	22.713	32.457	231.0								
9	10'51.821	28.365	33.811	22.304	30.319	238.6	<b>10th</b>	<b>31</b>	<b>Adrian FERNANDEZ</b> Red Bull KTM Tech3 SPA					
10	<b>2'00.228</b>	33.695	33.431	22.717	30.385	236.5			Runs=2	Total laps=14	Full laps=8			
11	1'59.104	33.517	33.229	22.158	30.200	238.1	1	2'18.737	30.502	34.186	23.223	30.792	234.0	
12	2'14.444 P	36.618	43.524	22.574	31.728	233.5	2	<b>2'03.626</b>	34.358	33.671	25.002	30.595	235.5	
13	2'20.901	28.270	33.735	22.341	30.591	233.5	3	<b>2'00.869</b>	34.159	33.453	22.771	30.486	237.1	
14	<b>1'59.894</b>	33.704	33.484	22.344	30.362	235.5	4	<b>2'00.044</b>	33.857	33.523	22.373	30.291	237.1	
15	<b>1'59.379</b>	33.548	33.293	22.124	30.414	236.0	5	<b>2'00.159</b>	33.761	33.498	22.425	30.475	235.0	
							6	<b>1'59.954</b>	33.873	33.415	22.310	30.356	233.0	
<b>7th</b>	<b>53</b>	<b>Deniz ÖNCÜ</b> Red Bull KTM Tech3 TUR						7	2'02.979 P	33.943	33.702	23.124	32.210	236.5
		Runs=3	Total laps=15	Full laps=7			8	7'51.073	29.346	33.950	22.664	30.667	231.5	
1	2'42.035	31.287	34.528	23.053	31.018	232.5	9	<b>2'00.322</b>	33.863	33.577	22.438	30.444	233.5	
2	<b>2'02.196</b>	34.719	34.058	22.621	30.798	231.5	10	2'03.453 P	33.932	33.880*	22.844*	32.797	234.5	
3	<b>2'01.186</b>	34.294	33.882	22.442	30.568	231.5	11	8'35.676	29.510	34.060	30.044	32.545	218.4	
4	<b>2'00.410</b>	33.954	33.632	22.339	30.485	235.0	12	<b>1'59.887</b>	33.680	33.505	22.297	30.405	234.5	
5	2'00.587 P	33.824	33.541	22.295	30.927	237.1	13	1'59.451 *	33.588	33.286	22.223	30.354*	234.0	
6	4'54.074 *	29.497	33.786*	22.458	30.701	231.0	14	1'59.345	33.618	33.236	22.305	30.186	239.2	
7	<b>2'00.465</b>	33.934	33.572	22.376	30.583	230.5								
8	2'00.060 *	33.759	33.393	22.192	30.716*	231.5	<b>11th</b>	<b>17</b>	<b>John MCPHEE</b> Sterilgarda Husqvarna GBR					
9	2'12.906 *	33.828	33.480*	34.475	31.123	230.5			Runs=2	Total laps=14	Full laps=7			
10	2'00.416 P	33.801	33.581	22.389	30.645	233.5	1	3'05.531	36.379	35.624	23.760	31.674	230.5	
11	9'22.791	30.396	34.031	22.993	31.773	211.2	2	<b>2'03.895</b>	34.843	35.116	22.796	31.140	232.5	
12	1'59.149	33.426	33.091	22.195	30.437	233.5	3	2'04.827 *	34.293	37.434*	22.622	30.478	237.6	
13	<b>1'59.283</b>	33.579	33.228	22.064	30.412	232.0	4	<b>2'01.213</b>	34.438	33.668	22.523	30.584	239.7	
14	<b>1'59.467</b>	33.464	33.247	22.280	30.476	233.5	5	<b>2'00.757</b>	33.949	33.714	22.569	30.525	237.1	
15	2'06.535 P	34.766	35.521	23.814	32.434	226.6	6	2'02.245 *	33.719	33.731	24.063	30.732*	236.5	
							7	<b>2'00.560</b>	33.859	33.556	22.476	30.669	235.0	
<b>8th</b>	<b>44</b>	<b>David MUÑOZ</b> BOE Motorsports SPA						8	2'07.225 P	34.020	35.605	24.875	32.725	232.0
		Runs=2	Total laps=12	Full laps=6			9	8'47.990	35.200	37.045	22.850	30.554	236.0	
1	3'06.408 *	33.697	35.161	23.465	31.823*	219.7	10	<b>2'03.504</b>	34.181	33.695	24.968	30.660	238.6	
2	<b>2'01.548</b>	34.096	33.800	22.677	30.975	233.0	11	2'07.286 P	36.116	35.287	22.968	32.915	234.0	
3	2'06.341 *	34.203	39.108*	22.696	30.334	241.3	12	5'37.047	29.620	33.823	22.643	33.054	234.5	
4	<b>2'01.235</b>	33.924	33.900	22.571	30.840	237.6	13	1'59.370	33.534	33.257	22.113	30.466	237.1	
5	2'06.134 P	35.392	34.700	22.945	33.097	231.0	14	<b>1'59.919</b>	33.580	33.702	22.287	30.350	238.1	
6	7'13.430 *	32.356	41.637*			219.7								
7	<b>2'01.650</b>	34.207	33.943	22.503	30.997	233.5	<b>12th</b>	<b>24</b>	<b>Tatsuki SUZUKI</b> Leopard Racing JPN					
8	2'03.601 P	34.381	33.969	22.514	32.737	233.0			Runs=2	Total laps=13	Full laps=6			
9	13'12.808	38.606	35.154	22.157	30.547	237.1	1	3'51.733 *	51.773	36.013*	22.624	30.326	239.2	
10	1'59.171	33.886	33.074	22.016	30.195	238.1	2	<b>2'00.151</b>	33.886	33.662	22.172	30.431	236.5	
11	<b>1'59.540</b>	33.494	33.439	22.167	30.440	236.0	3	1'59.972 *	33.656	33.870*	22.247	30.199	238.6	
12	<b>1'59.430</b>	33.914	33.319	21.989	30.208	239.2	4	<b>2'00.250</b>	33.806	33.612	22.350	30.482	239.2	
							5	2'06.898 P	34.042	33.655	22.502	36.699	241.3	
<b>9th</b>	<b>66</b>	<b>Joel KELSO</b> CIP Green Power AUS						6	9'02.494	30.727	34.244	22.688	30.546	236.0
		Runs=2	Total laps=12	Full laps=7			7	1'59.813 *	33.747	33.510*	22.252	30.304	236.5	
1	2'54.219	30.584	34.645	23.519	30.965	236.0	8	<b>1'59.936</b>	33.720	33.630	22.260	30.326	237.6	
2	<b>2'01.807</b>	34.517	34.060	22.442	30.788	235.0	9	2'10.874 P	36.895	35.575	23.197	35.207	239.2	
3	5'05.852 P	34.063	3'29.598	27.118	35.073	226.6	10	8'48.399	29.660	33.990	22.728	32.872	230.5	

**Fastest Lap:** Dennis FOGGIA Leopard Racing ITA **1'58.507** 33.258 33.125 22.068 30.056

These data/results cannot be reproduced, stored and/or transmitted in whole or in part by any manner of electronic, mechanical, photocopying, recording, broadcasting or otherwise now known or herein after developed without the previous express consent by the copyright owner, except for reproduction in daily press and regular printed publications on sale to the public within 60 days of the event related to those data/results and always provided that copyright symbol appears together as follows below.  
© DORNA, 2022

# Free Practice Nr. 2

# Moto3

Lap	Lap Time	T1	T2	T3	T4	Speed	Lap	Lap Time	T1	T2	T3	T4	Speed
11	<b>1'59.448</b>	33.528	33.270	22.123	30.527	234.5	16	<b>2'01.826</b>	34.282	33.953	22.752	30.839	232.5
12	<b>1'59.488</b>	33.774	33.319	22.158	30.237	238.1	<b>16th 99 Carlos TATAY</b> CFMOTO Racing Pru SPA						
13	<b>1'59.700</b>	33.743	33.544	22.160	30.253	237.6	Runs=2 Total laps=15 Full laps=8						
<b>13th 54 Riccardo ROSSI</b> SIC58 Squadra Corse ITA							1	3'33.915	30.755	41.793	24.237	31.535	232.0
Runs=2 Total laps=15 Full laps=6							2	<b>2'00.947</b>	34.161	33.594	22.334	30.858	231.5
1	3'32.181 *	29.312	47.048	24.663	31.219*	237.1	3	1'59.919 *	33.713	33.487*	22.310	30.409	235.0
2	<b>2'01.295</b>	34.249	33.824	22.359	30.863	236.5	4	<b>2'00.231</b>	33.686	33.750	22.225	30.570	235.0
3	2'02.060 *	33.986	34.457*	23.069	30.548	233.5	5	<b>2'00.239</b>	33.714	33.530	22.361	30.634	233.5
4	<b>2'00.184</b>	33.811	33.648	22.269	30.456	240.8	6	2'01.969 *	33.756	35.020*	22.511	30.682	233.5
5	<b>1'59.988</b>	33.728	33.595	22.178	30.487	239.7	7	2'02.355 P	33.655	33.699	22.588	32.413	229.5
6	2'00.094 *	33.692	33.636*	22.140	30.626	236.0	8	6'26.342	31.578	34.341	22.434	30.825	230.5
7	2'16.590 *	38.933	34.123*	32.825	30.709	236.5	9	<b>2'00.107</b>	33.733	33.571	22.273	30.530	235.0
8	2'05.393 P	34.218	34.085	22.792	34.298	224.3	10	<b>1'59.892</b>	33.607	33.376	22.329	30.580	233.5
9	6'00.352	32.280	34.677	22.648	30.759	236.5	11	2'03.670 P	34.310	34.264	22.813	32.283	232.5
10	<b>2'00.874</b>	34.040	33.819	22.463	30.552	235.0	12	6'46.203	32.318	41.054	23.449	32.599	215.4
11	<b>2'01.019</b>	34.198	33.870	22.388	30.563	236.5	13	<b>1'59.792</b>	33.651	33.359	22.107	30.675	230.5
12	2'13.652 P	40.951	35.946	23.389	33.366	225.7	14	<b>1'59.521</b>	33.564	33.353	21.988	30.616	230.0
13	5'40.531 *	29.114	33.843*	22.401	30.501*	238.1	15	<b>2'06.287</b>	34.968	35.991	22.776	32.552	208.7
14	<b>1'59.465</b>	33.657	33.349	22.065	30.394	237.6	<b>17th 5 Jaume MASIA</b> Red Bull KTM Ajo SPA						
15	2'10.882 *	38.414	39.122	22.667	30.679*	238.6	Runs=1 Total laps=16 Full laps=9						
<b>14th 6 Ryusei YAMANAKA</b> MT Helmets - MSI JPN							1	2'23.675	30.500	34.522	23.000	30.427	239.7
Runs=1 Total laps=14 Full laps=8							2	<b>2'00.396</b>	33.920	33.673	22.207	30.596	238.6
1	2'08.997	30.052	34.147	22.460	30.833	233.5	3	2'00.161 *	33.740	33.579	22.351	30.491*	236.0
2	<b>2'01.305</b>	34.269	33.709	22.570	30.757	233.0	4	<b>1'59.559</b>	33.704	33.392	22.289	30.174	244.0
3	<b>2'00.553</b>	33.982	33.502	22.259	30.810	232.0	5	<b>2'00.160</b>	33.699	33.547	22.292	30.622	239.7
4	2'00.113 *	33.909	33.482*	22.261	30.461	234.5	6	<b>2'00.080</b>	33.691	33.675	22.210	30.504	237.1
5	<b>2'00.055</b>	33.826	33.539	22.146	30.544	234.5	7	<b>2'00.217</b>	33.766	33.599	22.411	30.441	239.2
6	<b>1'59.975</b>	33.757	33.396	22.291	30.531	233.5	8	<b>2'00.248</b>	33.746	33.582	22.482	30.438	236.5
7	2'01.891 P	33.864	33.457	22.168	32.402	229.5	9	2'09.885 *	34.026	33.655*			219.7
8	14'36.156	28.370	33.699	22.426	30.174	239.7	10	2'03.087 *	34.366	35.101	22.774	30.846*	235.0
9	<b>2'00.464</b>	33.786	33.436	23.093	30.149	238.1	11	2'03.625 P	33.977	33.776	22.574	33.298	237.1
10	<b>1'59.498</b>	33.597	33.264	22.425	30.212	242.4	12	10'09.090 *	35.822	38.192	22.663	30.261*	242.9
11	<b>2'07.703</b>	33.670	33.267	28.078	32.688	215.0	13	<b>2'12.166</b>	35.920	43.372	22.396	30.478	237.6
12	2'08.223 *	33.813	34.923*	28.771	30.716	236.5	14	1'59.920 *	33.782	33.557*	22.357	30.224	240.2
13	2'02.920 *	33.977	35.739	22.862	30.342*	236.5	15	<b>1'59.956</b>	33.472	33.754	22.256	30.474	236.0
14	<b>2'00.365</b>	33.975	33.390	22.289	30.711	236.0	16	<b>2'00.249</b>	34.426	33.440	22.159	30.224	245.1
<b>15th 72 Taiyo FURUSATO</b> Honda Team Asia JPN							<b>18th 16 Andrea MIGNO</b> Rivacold Snipers Tea ITA						
Runs=1 Total laps=16 Full laps=10							Runs=2 Total laps=14 Full laps=9						
1	2'25.502	29.993	34.629	23.056	30.559	238.1	1	3'00.977	34.919	35.172	22.893	30.929	233.5
2	<b>2'01.719</b>	34.624	33.958	22.520	30.617	235.0	2	<b>2'01.471</b>	34.306	33.900	22.413	30.852	232.5
3	<b>2'01.642</b>	34.555	33.794	22.516	30.777	232.0	3	<b>2'00.640</b>	33.883	33.747	22.316	30.694	233.5
4	<b>2'01.290</b>	34.426	33.962	22.490	30.412	235.5	4	<b>2'04.896</b>	36.651	35.152	22.387	30.706	234.5
5	<b>2'01.264</b>	34.233	33.797	22.628	30.606	235.0	5	<b>2'06.158</b>	34.734	37.707	23.151	30.566	235.0
6	2'08.157 *	34.189	34.050*	28.705	31.213	228.6	6	<b>2'00.373</b>	33.636	33.685	22.243	30.809	232.0
7	<b>2'01.939</b>	34.415	34.100	22.559	30.865	230.0	7	2'04.159 P	34.865	34.227	22.344	32.723	231.0
8	<b>2'01.776</b>	34.357	34.065	22.603	30.751	230.5	8	6'53.582	30.077	34.006	23.578	30.823	231.5
9	2'10.067 P	35.875	36.129	24.000	34.063	224.3	9	<b>2'00.219</b>	33.761	33.667	22.178	30.613	236.0
10	9'56.446	28.341	33.377	22.480	29.958	242.9	10	<b>2'00.224</b>	33.735	33.700	22.339	30.450	236.0
11	<b>1'59.506</b>	33.532	33.313	22.539	30.122	236.5	11	2'02.093 P	33.723	33.689	22.394	32.287	234.5
12	<b>1'59.638</b>	33.651	33.297	22.438	30.252	236.5	12	7'44.468	58.865	36.229	23.038	32.805	228.6
13	2'07.926 *	33.941	35.349	23.849	34.787*	210.0	13	<b>2'03.570</b>	34.062	36.862	22.164	30.482	234.5
14	<b>2'02.087</b>	35.044	33.756	22.869	30.418	235.0	14	<b>1'59.576</b>	33.467	33.582	22.095	30.432	236.0
15	2'10.649 *	33.888	33.715	32.207	30.839*	234.5							

**Fastest Lap:** Dennis FOGGIA Leopard Racing ITA **1'58.507** 33.258 33.125 22.068 30.056

These data/results cannot be reproduced, stored and/or transmitted in whole or in part by any manner of electronic, mechanical, photocopying, recording, broadcasting or otherwise now known or herein after developed without the previous express consent by the copyright owner, except for reproduction in daily press and regular printed publications on sale to the public within 60 days of the event related to those data/results and always provided that copyright symbol appears together as follows below.  
© DORNA, 2022

Official MotoGP Timing by TISSOT  
www.motogp.com

Alcañiz, Friday, September 16, 2022

Page 3 of 6



## Free Practice Nr. 2

## Moto3

Lap	Lap Time	T1	T2	T3	T4	Speed	Lap	Lap Time	T1	T2	T3	T4	Speed		
<b>19th</b>	<b>23</b>	<b>Elia BARTOLINI</b>					QJMotor Avintia Racin ITA	1	3'32.066 *	28.870	43.986	23.732	33.587*	219.7	
		Runs=2	Total laps=14	Full laps=6			2	<b>2'01.340</b>	34.569	33.805	22.403	30.563	239.7		
1	2'19.062	31.586	36.068	24.530	31.788	233.5	3	2'00.915 *	33.984	33.806*	22.526	30.599	238.6		
2	2'02.619 *	34.506	34.162	22.971	30.980*	231.0	4	<b>2'01.038</b>	34.033	33.857	22.535	30.613	238.1		
3	2'02.703 *	34.376	34.168	23.371	30.788*	233.5	5	<b>2'00.451</b>	33.916	33.708	22.513	<b>30.314</b>	<b>244.0</b>		
4	<b>2'01.328</b>	34.064	34.141	22.862	30.261	<b>240.8</b>	6	2'00.146 *	<b>33.714</b>	33.719*	<b>22.200</b>	30.513	240.8		
5	<b>2'00.009</b>	33.847	33.535	22.285	30.342	240.2	7	2'04.873 P	34.306	35.274*	22.588	32.705	237.1		
6	<b>1'59.661</b>	33.798	<b>33.340</b>	22.291	<b>30.232</b>	240.8	8	6'23.357 *	30.014	36.356*	22.546	30.767	238.6		
7	<b>1'59.876</b>	33.696	33.429	22.374	30.377	237.1	9	<b>2'00.549</b>	34.018	33.625	22.347	30.559	241.8		
8	2'03.407 P	33.740	33.517	22.458*	33.692	225.7	10	<b>2'09.842</b>	34.161	33.984	31.227	30.470	240.2		
9	8'34.679	29.865	34.042	22.611	30.651	237.6	11	2'02.448 P	33.953	33.758	22.527	32.210	239.7		
10	2'00.404 *	33.927	33.642	22.457*	30.378	240.8	12	6'37.033	32.248	41.105	23.429	33.290	207.9		
11	2'06.097 P	37.281	34.717	22.433	31.666	237.1	13	2'06.194 *	34.431	37.738*	23.565	30.460	239.7		
12	7'47.492 *	33.189	36.034*	24.281	30.379	239.2	14	<b>1'59.919</b>	33.737	33.415	22.257	30.510	238.1		
13	<b>1'59.694</b>	<b>33.617</b>	33.433	<b>22.247</b>	30.397	237.1	15	<b>2'00.131</b>	33.796	<b>33.349</b>	22.427	30.559	238.6		
14	<b>2'03.585</b>	35.863	34.255	22.801	30.666	236.0									
<b>20th</b>	<b>27</b>	<b>Kaito TOBA</b>					CIP Green Power JPN	<b>23rd</b>	<b>64</b>	<b>Mario AJI</b>					Honda Team Asia INA
		Runs=3	Total laps=16	Full laps=7					Runs=2	Total laps=13	Full laps=4				
1	2'47.383	31.601	35.412	23.055	31.029	235.5	1	2'37.484	32.420	38.640	22.928	31.114	<b>232.5</b>		
2	2'01.465 *	34.512	33.907*	22.495	30.551	234.5	2	2'02.414 *	34.641	34.273*	22.380	31.120	229.5		
3	<b>2'00.586</b>	33.952	33.666	22.420	30.548	233.0	3	<b>2'01.915</b>	34.387	34.057	22.489	30.982	228.1		
4	<b>1'59.858</b>	33.807	33.555	22.309	<b>30.187</b>	238.1	4	2'01.978 *	34.421	34.100*	22.560*	30.897	231.0		
5	<b>2'00.379</b>	33.894	33.602	22.344	30.539	237.1	5	2'02.125 *	34.391	34.321*	22.518	30.895	230.5		
6	<b>2'30.016</b>	33.787	33.607	51.725	30.897	232.5	6	2'13.300 P	38.725	35.872*	24.197	34.506	226.6		
7	<b>2'00.075</b>	33.743	33.646	22.323	30.363	235.5	7	9'56.139	29.684	39.396	23.412	<b>30.626</b>	231.5		
8	2'09.858 P	33.748	35.348*	27.105	33.657	226.2	8	<b>1'59.980</b>	<b>33.730</b>	<b>33.364</b>	<b>22.162</b>	30.724	232.5		
9	6'26.558	33.711	35.534	22.781	30.600	235.0	9	2'08.400 P	34.783	35.176	22.750	35.691	229.5		
10	<b>2'22.354</b>	34.174	33.935	42.902	31.343	233.5	10	7'52.199	30.401	42.923	23.530	32.552	220.2		
11	2'01.054 *	34.057	34.015	22.680*	30.302	<b>238.6</b>	11	2'05.522 *	33.916	35.346*	23.862	32.398	205.6		
12	<b>2'00.745</b>	33.972	33.752	22.474	30.547	233.0	12	<b>2'02.896</b>	34.261	35.446	22.464	30.725	232.0		
13	2'04.566 P	33.952	33.849*	22.538	34.227	233.5	13	<b>2'00.806</b>	33.984	33.591	22.427	30.804	231.0		
14	4'36.359 *	33.346	34.177	22.432*	30.733	232.0									
15	2'05.784 *	34.321	38.538	22.585	30.340*	237.1	<b>24th</b>	<b>10</b>	<b>Diogo MOREIRA</b>					MT Helmets - MSI BRA	
16	2'04.961 P	<b>33.682</b>	<b>33.312</b>	<b>22.129</b>	35.838	238.6			Runs=2	Total laps=14	Full laps=5				
<b>21st</b>	<b>11</b>	<b>Sergio GARCIA</b>					Autosolar GASGAS A SPA	1	2'09.339	30.262	34.280	22.333	30.639	235.0	
		Runs=2	Total laps=15	Full laps=4			2	<b>2'04.031</b>	34.018	37.227	22.348	30.438	235.0		
1	3'10.619	30.050	34.637	23.088	31.535	231.0	3	<b>2'00.328</b>	33.965	33.615	22.151	30.597	235.5		
2	2'01.854 *	34.338	33.857*	22.687	30.972	232.5	4	2'00.541 *	34.102	33.549*	22.358	30.532	235.5		
3	2'01.530 *	34.155	34.192*	22.500*	30.683*	235.5	5	<b>2'00.450</b>	34.026	33.729	22.234	30.461	236.5		
4	2'02.559 P	34.155	33.841	22.582	31.981	233.5	6	2'03.500 P	35.103	33.841*	22.368	32.188	236.5		
5	8'43.268 *	29.706	34.071*	22.970	31.128	231.5	7	10'03.847 *	28.822	33.925*	22.393	30.713	232.5		
6	2'01.312 *	34.258	33.760*	22.553	30.741	236.0	8	<b>2'00.311</b>	33.983	33.581	22.189	30.558	236.0		
7	2'08.796 *	34.039	33.853*			224.8	9	2'02.760 P	34.374	33.928	22.594	31.864	235.5		
8	<b>2'01.290</b>	34.262	33.790	22.453	30.785	235.5	10	6'25.286	36.261	38.177	22.540	30.268	<b>242.4</b>		
9	<b>2'00.816</b>	33.963	33.747	22.488	30.618	235.5	11	2'12.211 *	34.084	44.807*	22.786	30.534	235.0		
10	2'02.433 P	34.098	33.619	22.632	32.084	231.5	12	2'00.359 *	33.634	34.103*	22.321	30.301	238.6		
11	5'31.338	30.106	33.855	22.660	30.738	236.0	13	1'59.356 *	<b>33.601</b>	33.396*	22.252	<b>30.107</b>	235.5		
12	<b>1'59.900</b>	33.822	<b>33.253</b>	<b>22.291</b>	30.534	<b>236.5</b>	14	<b>2'00.031</b>	34.015	<b>33.436</b>	<b>22.130</b>	30.450	236.5		
13	2'00.427 *	33.732	33.611*	22.390	30.694	233.5									
14	1'59.928 *	<b>33.662</b>	33.465*	22.356	<b>30.445</b>	235.5	<b>25th</b>	<b>20</b>	<b>Lorenzo FELLON</b>					SIC58 Squadra Corse FRA	
15	<b>1'59.901</b>	33.680	33.301	22.296	30.624	235.5			Runs=2	Total laps=14	Full laps=6				
<b>22nd</b>	<b>43</b>	<b>Xavier ARTIGAS</b>					CFMOTO Racing Pru SPA	1	2'36.512	29.228	34.365	22.601	30.676	236.0	
		Runs=2	Total laps=15	Full laps=7			2	<b>2'01.444</b>	34.333	34.047	22.358	30.706	235.5		
							3	<b>2'00.886</b>	34.150	33.803	22.323	30.610	233.5		
							4	2'00.644 *	34.034	33.751	22.296	30.563*	235.5		
							5	<b>2'01.390</b>	34.190	34.065	22.374	30.761	235.0		

**Fastest Lap:** Dennis FOGGIA Leopard Racing ITA **1'58.507** 33.258 33.125 22.068 30.056

These data/results cannot be reproduced, stored and/or transmitted in whole or in part by any manner of electronic, mechanical, photocopying, recording, broadcasting or otherwise now known or herein after developed without the previous express consent by the copyright owner, except for reproduction in daily press and regular printed publications on sale to the public within 60 days of the event related to those data/results and always provided that copyright symbol appears together as follows below.  
© DORNA, 2022

## Free Practice Nr. 2

## Moto3

Lap	Lap Time	T1	T2	T3	T4	Speed
6	2'13.217 P	35.723	41.114	23.845	32.535	231.0
7	7'08.044 *	32.231	43.156*	24.807	30.932	234.5
8	<b>2'00.923</b>	34.110	33.769	22.502	30.542	238.6
9	<b>2'00.804</b>	33.925	33.793	22.398	30.688	237.1
10	2'18.097 P	36.316	39.187*	30.224	32.370	234.5
11	8'40.106 *	31.621	41.992	22.531	30.670*	235.5
12	2'00.005 *	33.918	33.467*	<u>22.118</u>	30.502	236.5
13	2'00.331 *	<u>33.550</u>	34.212*	22.234	30.335*	238.1
14	<u>2'00.127</u>	34.032	<u>33.402</u>	22.273	<u>30.420</u>	<u>241.8</u>

26th		9	Nicola Fabio CARR	QJMotor Avintia Racin	ITA	
Runs=2	Total laps=13	Full laps=3				
1	2'19.128	33.349	34.310	22.995	30.741	236.0
2	2'02.315 *	34.525	34.074*	22.746	30.970*	231.5
3	2'01.716 *	34.390	33.962	22.627	30.737*	233.0
4	2'00.602 *	34.155	33.616	22.411*	30.420*	237.1
5	<b>2'00.224</b>	33.930	<u>33.487</u>	22.333	<u>30.474</u>	<u>239.2</u>
6	2'04.915 P	33.953	33.612	22.851*	34.499	234.5
7	7'32.340	34.372	43.030	23.509	31.268	225.7
8	2'01.896 *	34.387	33.849*	22.570	31.090	227.1
9	<b>2'01.101</b>	34.164	33.710	22.550	30.677	237.1
10	2'04.276 P	34.611	34.110	22.715*	32.840	236.0
11	9'52.832 *	30.908	34.203*	23.199	32.748*	223.4
12	2'01.818 *	34.102	34.144*	23.004	30.568	232.5
13	<u>2'00.180</u>	<u>33.742</u>	33.537	<u>22.212</u>	30.689	233.0

27th		19	Scott OGDEN	VisionTrack Racing T	GBR	
Runs=3	Total laps=10	Full laps=3				
1	2'23.736	32.670	34.830	22.978	30.693	236.0
2	<b>2'02.146</b>	34.381	34.231	22.814	30.720	233.0
3	2'10.374 P	34.336	39.158	22.912	33.968	226.6
4	5'40.101 *	30.932	35.087*	22.804	31.286	230.0
5	2'14.324 P	34.184	33.933*	32.825	33.382	231.5
6	5'30.381	37.391	45.620	23.721	31.281	227.1
7	<b>2'01.906</b>	34.388	33.821	22.577	31.120	221.1
8	<u>2'00.893</u>	34.201	33.743	<u>22.429</u>	<u>30.520</u>	<u>240.2</u>
9	2'09.352 *	36.707	35.341	23.283	34.021*	183.9
10	2'02.572 P	<u>34.083</u>	<u>33.699</u>	22.544	32.246	235.5

28th		67	Alberto SURRA	Rivacold Snipers Tea	ITA	
Runs=2	Total laps=13	Full laps=8				
1	2'42.224	30.955	34.477	22.914	31.051	233.5
2	<b>2'02.456</b>	34.704	34.196	22.483	31.073	232.0
3	<b>2'01.282</b>	34.120	33.850	22.325	30.987	229.0
4	<b>2'01.225</b>	34.057	33.738	<u>22.302</u>	31.128	231.0
5	2'07.073 P	37.170	34.821	23.156	31.926	227.6
6	5'32.447 *	40.024	42.643	24.600*	31.507	229.0
7	<b>2'05.323</b>	34.469	34.179	25.282	31.393	227.1
8	2'04.149 P	34.018	34.202	22.602	33.327	225.2
9	12'14.789	35.458	38.336	22.725	<u>30.691</u>	<u>236.0</u>
10	<b>2'12.498</b>	35.465	43.301	22.564	31.168	231.0
11	<b>2'01.672</b>	34.104	33.704	22.582	31.282	223.8
12	<u>2'00.901</u>	<u>33.877</u>	33.784	22.391	30.849	232.0
13	<b>2'03.389</b>	33.993	<u>33.597</u>	22.811	32.988	230.5

29th		70	Joshua WHATLEY	VisionTrack Racing T	GBR	
Runs=2	Total laps=14	Full laps=6				
1	2'42.357	35.960	35.080	24.353	33.103	212.4
2	<b>2'02.616</b>	34.870	34.199	22.589	30.958	237.1
3	<b>2'01.617</b>	34.207	33.912	22.519	30.979	232.5
4	<u>2'01.109</u>	<u>34.019</u>	<u>33.722</u>	<u>22.512</u>	<u>30.856</u>	237.1
5	2'07.140 *	35.632	36.402	23.101	32.005*	224.3
6	2'05.795 P	34.250	34.464	24.084	32.997	227.6
7	9'05.893	31.674	34.631	22.695	30.964	234.0
8	<b>2'01.399</b>	34.086	33.854	22.534	30.925	235.0
9	<b>2'06.938</b>	34.062	34.858	23.377	34.641	211.6
10	2'03.175 P	34.147	33.939	22.619	32.470	236.0
11	6'36.543	30.608	40.735	23.419	33.543	207.9
12	2'06.310 *	34.536	36.449*	24.375	30.950	236.5
13	2'04.112 *	34.212	36.429*	22.749	30.722*	<u>237.6</u>
14	<b>2'01.456</b>	34.097	33.732	22.588	31.039	233.5

30th		22	Ana CARRASCO	BOE Motorsports	SPA	
Runs=1	Total laps=17	Full laps=12				
1	2'12.151	30.336	35.600	23.534	31.077	237.6
2	<b>2'03.184</b>	34.952	34.231	22.986	31.015	235.0
3	<b>2'02.838</b>	34.786	34.076	22.779	31.197	232.5
4	<b>2'08.749</b>	36.545	38.423	22.985	30.796	239.2
5	<b>2'07.912</b>	34.503	34.012	28.284	31.113	235.5
6	<b>2'02.564</b>	34.554	34.022	22.859	31.129	233.0
7	2'05.661 *	34.731	34.147	25.740	31.043*	233.5
8	<b>2'02.465</b>	34.594	34.133	<u>22.722</u>	31.016	232.5
9	<b>2'02.959</b>	34.697	34.302	22.933	31.027	232.0
10	2'05.236 *	36.311	34.558	22.950	31.417*	232.0
11	<b>2'03.001</b>	34.976	34.067	23.022	30.936	235.0
12	2'04.030 P	34.416	34.136	22.831	32.647	<u>234.5</u>
13	7'51.194	35.699	38.472	22.974	30.591	<u>240.8</u>
14	<b>2'05.715</b>	34.359	35.435	23.963	31.958	236.5
15	<b>2'03.289</b>	34.488	33.849	23.614	31.338	230.0
16	<b>2'04.269</b>	34.542	36.319	22.839	<u>30.569</u>	240.8
17	<u>2'01.490</u>	<u>34.181</u>	<u>33.588</u>	22.834	30.887	239.7

31st		91	Alessandro MOROS	MT Helmets - MSI	ITA	
Runs=2	Total laps=14	Full laps=6				
1	2'25.125	32.630	34.944	23.314	31.244	234.5
2	<b>2'03.286</b>	35.073	34.260	22.714	31.239	233.0
3	2'08.729 P	34.768	34.265	24.930	34.766	229.5
4	2'32.884 *	32.810	35.543*	22.962*	31.514	231.0
5	2'04.732 *	35.036	34.789*	23.573	31.334	232.0
6	<b>2'03.688</b>	34.710	34.292	23.079	31.607	228.1
7	2'07.629 P	34.839	34.467*	23.028	35.295	226.6
8	13'25.721 *	28.595	33.943*	<u>22.593</u>	<u>30.876</u>	<u>235.5</u>
9	<u>2'02.374</u>	<u>34.396</u>	<u>34.111</u>	22.602	31.265	229.5
10	2'02.328 *	34.444	33.971*	22.776	31.137	232.0
11	<b>2'08.121</b>	36.636	37.638	22.820	31.027	233.5
12	<b>2'03.455</b>	34.539	34.469	22.791	31.656	228.1
13	<b>2'04.541</b>	34.622	35.807	22.823	31.289	229.5
14	2'03.644 *	34.911	34.409*	22.972	31.352	229.5

**Fastest Lap:** Dennis FOGGIA Leopard Racing ITA **1'58.507** 33.258 33.125 22.068 30.056

These data/results cannot be reproduced, stored and/or transmitted in whole or in part by any manner of electronic, mechanical, photocopying, recording, broadcasting or otherwise now known or herein after developed without the previous express consent by the copyright owner, except for reproduction in daily press and regular printed publications on sale to the public within 60 days of the event related to those data/results and always provided that copyright symbol appears together as follows below.  
© DORNA, 2022



## Free Practice Nr. 2

Moto3

Lap	Lap Time	T1	T2	T3	T4	Speed	Lap	Lap Time	T1	T2	T3	T4	Speed
<b>32nd</b>	<b>69</b>	<b>Maria HERRERA</b>		Angeluss MTA Team		SPA							
		Runs=1	Total laps=17	Full laps=14									
1	2'26.829	30.477	35.375	23.508	31.572	231.5							
2	<b>2'05.264</b>	35.666	34.859	23.108	31.631	227.1							
3	<b>2'04.690</b>	35.278	34.847	22.926	31.639	224.8							
4	<b>2'04.340</b>	35.262	34.558	23.105	31.415	229.0							
5	<b>2'04.384</b>	35.215	34.701	23.060	31.408	227.6							
6	<b>2'04.726</b>	35.197	34.759	23.012	31.758	223.4							
7	<b>2'04.377</b>	35.177	34.687	22.974	31.539	222.9							
8	<b>2'04.268</b>	35.190	34.537	22.971	31.570	222.0							
9	2'06.574 P	35.264	34.639	22.921	33.750	220.2							
10	7'31.606	33.155	35.162	23.124	31.671	222.5							
11	<b>2'03.623</b>	35.297	34.461	22.649	31.216	227.6							
12	<b>2'12.254</b>	34.925	42.589	23.158	31.582	224.8							
13	<b>2'03.788</b>	35.059	34.466	23.153	31.110	231.5							
14	<b>2'07.611</b>	35.151	38.296	22.863	31.301	229.0							
15	<b>2'03.952</b>	34.951	34.502	22.754	31.745	228.6							
16	<b>2'02.902</b>	34.736	34.416	22.613	31.137	226.2							
17	<b>2'02.904</b>	34.808	34.011	22.717	31.368	226.6							

<b>Fastest Lap:</b>	Dennis FOGGIA	Leopard Racing	ITA	<b>1'58.507</b>	33.258	33.125	22.068	30.056
---------------------	---------------	----------------	-----	-----------------	--------	--------	--------	--------

These data/results cannot be reproduced, stored and/or transmitted in whole or in part by any manner of electronic, mechanical, photocopying, recording, broadcasting or otherwise now known or herein after developed without the previous express consent by the copyright owner, except for reproduction in daily press and regular printed publications on sale to the public within 60 days of the event related to those data/results and always provided that copyright symbol appears together as follows below.

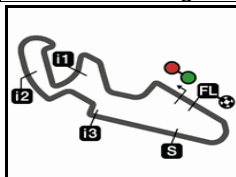
© DORNA, 2022

Official MotoGP Timing by TISSOT  
www.motogp.com

Alcañiz, Friday, September 16, 2022

Page 6 of 6





5077 m.

## GRAN PREMIO ANIMOCA BRANDS DE ARAGÓN

## Free Practice Nr. 2

## Best Partial Times

Moto3™

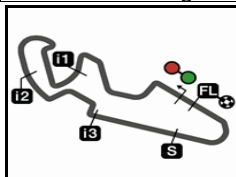
IT Ideal Lap Time, sum of the best partial times

BT Best Lap Time

T1		T2		T3		T4				IT		BT
Pos	Rider	Time	Rider	Time	Rider	Time	Rider	Time	Pos	Rider	IT	BT
1	D.FOGGIA	33.258	A.SASAKI	32.881	I.ORTOLÁ	21.971	T.FURUSATO	29.958	1	D.FOGGIA	1'58.507	1'58.507 (1)
2	D.HOLGADO	33.276	D.MUÑOZ	33.074	C.TATAY	21.988	J.KELSO	30.010	2	A.SASAKI	1'58.561	1'58.677 (2)
3	D.ÖNCÜ	33.426	D.ÖNCÜ	33.091	D.MUÑOZ	21.989	D.FOGGIA	30.056	3	D.HOLGADO	1'58.632	1'58.830 (3)
4	I.ORTOLÁ	33.434	D.FOGGIA	33.125	A.SASAKI	22.063	S.NEPA	30.092	4	D.MUÑOZ	1'58.752	1'59.171 (8)
5	A.MIGNO	33.467	D.HOLGADO	33.137	D.ÖNCÜ	22.064	D.HOLGADO	30.098	5	I.ORTOLÁ	1'58.988	1'59.085 (5)
6	J.MASIA	33.472	I.GUEVARA	33.229	R.ROSSI	22.065	D.MOREIRA	30.107	6	D.ÖNCÜ	1'58.993	1'59.149 (7)
7	J.KELSO	33.491	A.FERNANDEZ	33.236	D.FOGGIA	22.068	A.SASAKI	30.119	7	I.GUEVARA	1'59.031	1'59.104 (6)
8	D.MUÑOZ	33.494	S.GARCIA	33.253	I.GUEVARA	22.085	R.YAMANAKA	30.149	8	S.NEPA	1'59.050	1'59.055 (4)
9	A.SASAKI	33.498	J.MCPHEE	33.257	A.MIGNO	22.095	J.MASIA	30.174	9	T.SUZUKI	1'59.120	1'59.448 (12)
10	I.GUEVARA	33.517	S.NEPA	33.259	J.MCPHEE	22.113	A.FERNANDEZ	30.186	10	J.KELSO	1'59.150	1'59.203 (9)
11	T.SUZUKI	33.528	R.YAMANAKA	33.264	L.FELLON	22.118	K.TOBA	30.187	11	R.YAMANAKA	1'59.156	1'59.498 (14)
12	T.FURUSATO	33.532	I.ORTOLÁ	33.264	S.NEPA	22.119	D.MUÑOZ	30.195	12	J.MASIA	1'59.197	1'59.559 (17)
13	J.MCPHEE	33.534	T.SUZUKI	33.270	D.HOLGADO	22.121	T.SUZUKI	30.199	13	T.FURUSATO	1'59.225	1'59.506 (15)
14	L.FELLON	33.550	T.FURUSATO	33.297	T.SUZUKI	22.123	I.GUEVARA	30.200	14	A.FERNANDEZ	1'59.233	1'59.345 (10)
15	C.TATAY	33.564	K.TOBA	33.312	K.TOBA	22.129	E.BARTOLINI	30.232	15	J.MCPHEE	1'59.254	1'59.370 (11)
16	S.NEPA	33.580	E.BARTOLINI	33.340	D.MOREIRA	22.130	X.ARTIGAS	30.314	16	D.MOREIRA	1'59.274	2'00.031 (24)
17	A.FERNANDEZ	33.588	X.ARTIGAS	33.349	R.YAMANAKA	22.146	I.ORTOLÁ	30.319	17	K.TOBA	1'59.310	1'59.858 (20)
18	R.YAMANAKA	33.597	R.ROSSI	33.349	J.MASIA	22.159	J.MCPHEE	30.350	18	C.TATAY	1'59.314	1'59.521 (16)
19	D.MOREIRA	33.601	C.TATAY	33.353	M.AJI	22.162	R.ROSSI	30.394	19	E.BARTOLINI	1'59.436	1'59.661 (19)
20	E.BARTOLINI	33.617	M.AJI	33.364	X.ARTIGAS	22.200	C.TATAY	30.409	20	R.ROSSI	1'59.465	1'59.465 (13)
21	R.ROSSI	33.657	J.MASIA	33.392	N.CARRARO	22.212	D.ÖNCÜ	30.412	21	L.FELLON	1'59.490	2'00.127 (25)
22	S.GARCIA	33.662	J.KELSO	33.400	A.FERNANDEZ	22.223	L.FELLON	30.420	22	A.MIGNO	1'59.576	1'59.576 (18)
23	K.TOBA	33.682	L.FELLON	33.402	E.BARTOLINI	22.247	A.MIGNO	30.432	23	X.ARTIGAS	1'59.577	1'59.919 (22)
24	X.ARTIGAS	33.714	D.MOREIRA	33.436	J.KELSO	22.249	S.GARCIA	30.445	24	S.GARCIA	1'59.651	1'59.900 (21)

These data/results cannot be reproduced, stored and/or transmitted in whole or in part by any manner of electronic, mechanical, photocopying, recording, broadcasting or otherwise now known or herein after developed without the previous express consent by the copyright owner, except for reproduction in daily press and regular printed publications on sale to the public within 60 days of the event related to those data/results and always provided that copyright symbol appears together as follows below.

© DORNA, 2022



5077 m.

## GRAN PREMIO ANIMOCA BRANDS DE ARAGÓN

## Free Practice Nr. 2

## Best Partial Times

Moto3™

IT Ideal Lap Time, sum of the best partial times

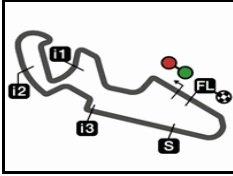
BT Best Lap Time

T1		T2		T3		T4				IT		BT	
Pos	Rider	Time	Rider	Time	Rider	Time	Rider	Time	Pos	Rider	IT	BT	
25	M.AJI	33.730	N.CARRARO	33.487	S.GARCIA	22.291	N.CARRARO	30.474	25	<b>M.AJI</b>	1'59.882	1'59.980	(23)
26	<b>N.CARRARO</b>	<b>33.742</b>	<b>A.MIGNO</b>	<b>33.582</b>	<b>A.SURRA</b>	<b>22.302</b>	<b>S.OGDEN</b>	<b>30.520</b>	26	<b>N.CARRARO</b>	1'59.915	2'00.180	(26)
27	A.SURRA	33.877	A.CARRASCO	33.588	S.OGDEN	22.429	A.CARRASCO	30.569	27	<b>A.SURRA</b>	2'00.467	2'00.901	(28)
28	<b>J.WHATLEY</b>	<b>34.019</b>	<b>A.SURRA</b>	<b>33.597</b>	<b>T.FURUSATO</b>	<b>22.438</b>	<b>M.AJI</b>	<b>30.626</b>	28	<b>S.OGDEN</b>	2'00.731	2'00.893	(27)
29	S.OGDEN	34.083	S.OGDEN	33.699	J.WHATLEY	22.512	A.SURRA	30.691	29	<b>A.CARRASCO</b>	2'01.060	2'01.490	(30)
30	<b>A.CARRASCO</b>	<b>34.181</b>	<b>J.WHATLEY</b>	<b>33.722</b>	<b>A.MOROSI</b>	<b>22.593</b>	<b>J.WHATLEY</b>	<b>30.856</b>	30	<b>J.WHATLEY</b>	2'01.109	2'01.109	(29)
31	A.MOROSI	34.396	M.HERRERA	34.011	M.HERRERA	22.613	A.MOROSI	30.876	31	<b>A.MOROSI</b>	2'01.976	2'02.374	(31)
32	<b>M.HERRERA</b>	<b>34.736</b>	<b>A.MOROSI</b>	<b>34.111</b>	<b>A.CARRASCO</b>	<b>22.722</b>	<b>M.HERRERA</b>	<b>31.110</b>	32	<b>M.HERRERA</b>	2'02.470	2'02.902	(32)

These data/results cannot be reproduced, stored and/or transmitted in whole or in part by any manner of electronic, mechanical, photocopying, recording, broadcasting or otherwise now known or herein after developed without the previous express consent by the copyright owner, except for reproduction in daily press and regular printed publications on sale to the public within 60 days of the event related to those data/results and always provided that copyright symbol appears together as follows below.  
© DORNA, 2022

Official MotoGP Timing by TISSOT  
www.motogp.com






5077 m.

## GRAN PREMIO ANIMOCA BRANDS DE ARAGÓN

## Free Practice Nr. 2

## Fastest Laps Sequence

<i>Practice Time</i>	 <i>Rider</i>	<i>Nation</i>	<i>Motorcycle</i>	<i>Time</i>	<i>Km/h</i>	<i>Rider's Lap</i>
<b>4'10.302</b>	6 Ryusei YAMANAKA	JPN	KTM	<b>2'01.305</b>	150.6	2
<b>4'22.765</b>	96 Daniel HOLGADO	SPA	KTM	<b>2'00.136</b>	152.1	2
<b>6'22.735</b>	96 Daniel HOLGADO	SPA	KTM	<b>1'59.970</b>	152.3	3
<b>8'22.683</b>	96 Daniel HOLGADO	SPA	KTM	<b>1'59.948</b>	152.3	4
<b>8'23.791</b>	5 Jaume MASIA	SPA	KTM	<b>1'59.559</b>	152.8	4
<b>9'12.222</b>	71 Ayumu SASAKI	JPN	HUSQVARNA	<b>1'59.377</b>	153.1	4
<b>15'51.269</b>	28 Izan GUEVARA	SPA	GASGAS	<b>1'59.308</b>	153.1	7
<b>28'52.967</b>	7 Dennis FOGGIA	ITA	HONDA	<b>1'59.219</b>	153.3	11
<b>30'48.488</b>	96 Daniel HOLGADO	SPA	KTM	<b>1'58.830</b>	153.8	12
<b>37'52.016</b>	71 Ayumu SASAKI	JPN	HUSQVARNA	<b>1'58.694</b>	153.9	11
<b>37'59.721</b>	7 Dennis FOGGIA	ITA	HONDA	<b>1'58.507</b>	154.2	14

These data/results cannot be reproduced, stored and/or transmitted in whole or in part by any manner of electronic, mechanical, photocopying, recording, broadcasting or otherwise now known or herein after developed without the previous express consent by the copyright owner, except for reproduction in daily press and regular printed publications on sale to the public within 60 days of the event related to those data/results and always provided that copyright symbol appears together as follows below.

© DORNA, 2022

Official MotoGP Timing by TISSOT  
www.motogp.com

Alcañiz, Friday, September 16, 2022

