

4348 m.

CryptoDATA MOTORRAD GRAND PRIX VON ÖSTERREICH

Free Practice Nr. 2

Classification

6



	Rider	Nation	Team	Motorcycle	Time	Lap	Total	Gap	Top Speed
1	5 Johann ZARCO	FRA	Prima Pramac Racing	DUCATI	1'29.837	19	23		307.6
2	43 Jack MILLER	AUS	Ducati Lenovo Team	DUCATI	1'29.861	19	23	0.024 0.024	307.6
3	89 Jorge MARTIN	SPA	Prima Pramac Racing	DUCATI	1'29.866	18	22	0.029 0.005	307.6
4	20 Fabio QUARTARARO	FRA	Monster Energy Yamaha MotoGP	YAMAHA	1'29.877	20	21	0.040 0.011	307.6
5	63 Francesco BAGNAIA	ITA	Ducati Lenovo Team	DUCATI	1'29.997	18	21	0.160 0.120	310.3
6	10 Luca MARINI	ITA	Mooney VR46 Racing Team	DUCATI	1'30.030	20	22	0.193 0.033	309.0
7	72 Marco BEZZECCHI	ITA	Mooney VR46 Racing Team	DUCATI	1'30.066	19	20	0.229 0.036	309.0
8	23 Enea BASTIANINI	ITA	Gresini Racing MotoGP	DUCATI	1'30.066	19	19	0.229	309.0
9	12 Maverick VIÑALES	SPA	Aprilia Racing	APRILIA	1'30.113	19	20	0.276 0.047	309.0
10	33 Brad BINDER	RSA	Red Bull KTM Factory Racing	KTM	1'30.128	21	23	0.291 0.015	310.3
11	41 Aleix ESPARGARO	SPA	Aprilia Racing	APRILIA	1'30.147	21	22	0.310 0.019	310.3
12	30 Takaaki NAKAGAMI	JPN	LCR Honda IDEMITSU	HONDA	1'30.311	22	22	0.474 0.164	307.6
13	42 Alex RINS	SPA	Team SUZUKI ECSTAR	SUZUKI	1'30.321	5	23	0.484 0.010	309.0
14	44 Pol ESPARGARO	SPA	Repsol Honda Team	HONDA	1'30.364	15	19	0.527 0.043	313.0
15	36 Joan MIR	SPA	Team SUZUKI ECSTAR	SUZUKI	1'30.455	11	21	0.618 0.091	309.0
16	73 Alex MARQUEZ	SPA	LCR Honda CASTROL	HONDA	1'30.509	19	22	0.672 0.054	309.0
17	21 Franco MORBIDELLI	ITA	Monster Energy Yamaha MotoGP	YAMAHA	1'30.617	21	22	0.780 0.108	311.6
18	4 Andrea DOVIZIOSO	ITA	WithU Yamaha RNF MotoGP Tea	YAMAHA	1'30.639	20	20	0.802 0.022	305.0
19	49 Fabio DI GIANNANTONIO	ITA	Gresini Racing MotoGP	DUCATI	1'30.700	20	21	0.863 0.061	306.3
20	32 Lorenzo SAVADORI	ITA	Aprilia Racing	APRILIA	1'30.874	18	19	1.037 0.174	309.0
21	6 Stefan BRADL	GER	Repsol Honda Team	HONDA	1'31.182	17	20	1.345 0.308	307.6
22	88 Miguel OLIVEIRA	POR	Red Bull KTM Factory Racing	KTM	1'31.315	6	17	1.478 0.133	306.3
23	87 Remy GARDNER	AUS	Tech3 KTM Factory Racing	KTM	1'31.324	20	21	1.487 0.009	306.3
24	40 Darryn BINDER	RSA	WithU Yamaha RNF MotoGP Tea	YAMAHA	1'31.575	18	22	1.738 0.251	307.6
25	25 Raul FERNANDEZ	SPA	Tech3 KTM Factory Racing	KTM	1'31.978	6	19	2.141 0.403	306.3

Practice condition: Dry

Air: 24°

Humidity: 61%

Ground: 28°

Fastest Lap:	Lap: 19	Johann ZARCO	1'29.837	174.2 Km/h
Best Race Lap:		New track layout		
All Time Lap Record:	2022	Johann ZARCO	1'29.837	174.2 Km/h

The results are provisional until the end of the limit for protest and appeals.

Time limit for protest expires 30' after publication of the results - Time:

These data/results cannot be reproduced, stored and/or transmitted in whole or in part by any manner of electronic, mechanical, photocopying, recording, broadcasting or otherwise now known or herein after developed without the previous express consent by the copyright owner, except for reproduction in daily press and regular printed publications on sale to the public within 60 days of the event related to those data/results and always provided that copyright symbol appears together as follows below.

© DORNA, 2022

Official MotoGP Timing by TISSOT
www.motogp.com

Spielberg, Friday, August 19, 2022



CryptoDATA MOTORRAD GRAND PRIX VON ÖSTERREICH

Free Practice Nr. 2

Combined Free Practice Times

7

	Rider	Nation	Team	MOTORCYCLE	FP1	FP2	Gap
1	5 J.ZARCO	FRA	Prima Pramac Racing	DUCATI	1'31.374 21	1'29.837 19	
2	43 J.MILLER	AUS	Ducati Lenovo Team	DUCATI	1'30.756 20	1'29.861 19	0.024 0.024
3	89 J.MARTIN	SPA	Prima Pramac Racing	DUCATI	1'31.616 18	1'29.866 18	0.029 0.005
4	20 F.QUARTARARO	FRA	Monster Energy Yamaha MotoGP	YAMAHA	1'31.773 21	1'29.877 20	0.040 0.011
5	63 F.BAGNAIA	ITA	Ducati Lenovo Team	DUCATI	1'32.513 18	1'29.997 18	0.160 0.120
6	10 L.MARINI	ITA	Mooney VR46 Racing Team	DUCATI	1'32.998 17	1'30.030 20	0.193 0.033
7	72 M.BEZZECCHI	ITA	Mooney VR46 Racing Team	DUCATI	1'32.321 20	1'30.066 19	0.229 0.036
8	23 E.BASTIANINI	ITA	Gresini Racing MotoGP	DUCATI	1'31.976 18	1'30.066 19	0.229
9	12 M.VIÑALES	SPA	Aprilia Racing	APRILIA	1'32.074 17	1'30.113 19	0.276 0.047
10	33 B.BINDER	RSA	Red Bull KTM Factory Racing	KTM	1'31.913 20	1'30.128 21	0.291 0.015
11	41 A.ESPARGARO	SPA	Aprilia Racing	APRILIA	1'32.557 15	1'30.147 21	0.310 0.019
12	30 T.NAKAGAMI	JPN	LCR Honda IDEMITSU	HONDA	1'31.941 20	1'30.311 22	0.474 0.164
13	42 A.RINS	SPA	Team SUZUKI ECSTAR	SUZUKI	1'31.875 19	1'30.321 5	0.484 0.010
14	44 P.ESPARGARO	SPA	Repsol Honda Team	HONDA	1'32.905 19	1'30.364 15	0.527 0.043
15	36 J.MIR	SPA	Team SUZUKI ECSTAR	SUZUKI	1'31.576 22	1'30.455 11	0.618 0.091
16	73 A.MARQUEZ	SPA	LCR Honda CASTROL	HONDA	1'32.437 19	1'30.509 19	0.672 0.054
17	21 F.MORBIDELLI	ITA	Monster Energy Yamaha MotoGP	YAMAHA	1'32.488 16	1'30.617 21	0.780 0.108
18	4 A.DOVIZIOSO	ITA	WithU Yamaha RNF MotoGP Team	YAMAHA	1'32.007 20	1'30.639 20	0.802 0.022
19	49 F.DI GIANNANTO	ITA	Gresini Racing MotoGP	DUCATI	1'32.775 20	1'30.700 20	0.863 0.061
20	32 L.SAVADORI	ITA	Aprilia Racing	APRILIA	1'32.963 16	1'30.874 18	1.037 0.174
21	6 S.BRADL	GER	Repsol Honda Team	HONDA	1'32.748 19	1'31.182 17	1.345 0.308
22	88 M.OLIVEIRA	POR	Red Bull KTM Factory Racing	KTM	1'32.422 20	1'31.315 6	1.478 0.133
23	87 R.GARDNER	AUS	Tech3 KTM Factory Racing	KTM	1'35.092 17	1'31.324 20	1.487 0.009
24	40 D.BINDER	RSA	WithU Yamaha RNF MotoGP Team	YAMAHA	1'35.072 16	1'31.575 18	1.738 0.251
25	25 R.FERNANDEZ	SPA	Tech3 KTM Factory Racing	KTM	1'33.796 19	1'31.978 6	2.141 0.403

Pole Position Record:		New track layout		
Best Race Lap:		New track layout		
All Time Lap Record:	2022	Johann ZARCO	1'29.837	174.2 Km/h

The results are provisional until the end of the limit for protest and appeals.

Time limit for protest expires 60' after publication of the results - Time:

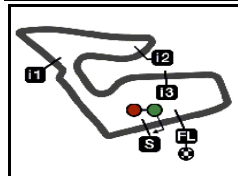
These data/results cannot be reproduced, stored and/or transmitted in whole or in part by any manner of electronic, mechanical, photocopying, recording, broadcasting or otherwise now known or herein after developed without the previous express consent by the copyright owner, except for reproduction in daily press and regular printed publications on sale to the public within 60 days of the event related to those data/results and always provided that copyright symbol appears together as follows below.

© DORNA, 2022

Official MotoGP Timing by TISSOT
www.motogp.com

Spielberg, Friday, August 19, 2022





4348 m.

CryptoDATA MOTORRAD GRAND PRIX VON ÖSTERREICH

Free Practice Nr. 2

Top Speed & Average

8



Rider	Nation	Motorcycle	Top 5 speeds					Average	Top
44 Po ESPARGARO	SPA	HONDA	313.0	310.3	310.3	309.0	309.0	310.1	313.0
21 Franco MORBIDELLI	ITA	YAMAHA	311.6	311.6	310.3	309.0	309.0	310.1	311.6
33 Brad BINDER	RSA	KTM	310.3	310.3	309.0	309.0	309.0	309.3	310.3
41 Aleix ESPARGARO	SPA	APRILIA	310.3	309.0	309.0	309.0	307.6	308.4	310.3
63 Francesco BAGNAIA	ITA	DUCATI	310.3	310.3	310.3	309.0	309.0	309.4	310.3
10 Luca MARINI	ITA	DUCATI	309.0	307.6	307.6	307.6	306.3	306.9	309.0
12 Maverick VIÑALES	SPA	APRILIA	309.0	307.6	306.3	306.3	306.3	306.7	309.0
23 Enea BASTIANINI	ITA	DUCATI	309.0	309.0	309.0	309.0	307.6	308.3	309.0
32 Lorenzo SAVADORI	ITA	APRILIA	309.0	307.6	307.6	307.6	307.6	307.9	309.0
36 Joan MIR	SPA	SUZUKI	309.0	309.0	307.6	307.6	307.6	308.0	309.0
42 Alex RINS	SPA	SUZUKI	309.0	309.0	309.0	307.6	307.6	308.2	309.0
72 Marco BEZZECCHI	ITA	DUCATI	309.0	309.0	307.6	307.6	307.6	308.2	309.0
73 Alex MARQUEZ	SPA	HONDA	309.0	309.0	307.6	307.6	306.3	307.4	309.0
5 Johann ZARCO	FRA	DUCATI	307.6	307.6	306.3	306.3	305.0	305.9	307.6
6 Stefan BRADL	GER	HONDA	307.6	306.3	306.3	306.3	305.0	306.1	307.6
20 Fabio QUARTARARO	FRA	YAMAHA	307.6	307.6	307.6	306.3	306.3	306.8	307.6
30 Takaaki NAKAGAMI	JPN	HONDA	307.6	307.6	307.6	307.6	307.6	307.6	307.6
40 Darryn BINDER	RSA	YAMAHA	307.6	307.6	306.3	306.3	306.3	306.7	307.6
43 Jack MILLER	AUS	DUCATI	307.6	306.3	306.3	306.3	306.3	306.4	307.6
89 Jorge MARTIN	SPA	DUCATI	307.6	307.6	307.6	306.3	306.3	306.8	307.6
25 Raul FERNANDEZ	SPA	KTM	306.3	305.0	305.0	305.0	305.0	305.2	306.3
49 Fabio DI GIANNANTONIO	ITA	DUCATI	306.3	306.3	305.0	305.0	305.0	305.2	306.3
87 Remy GARDNER	AUS	KTM	306.3	303.7	303.7	303.7	303.7	304.1	306.3
88 Miguel OLIVEIRA	POR	KTM	306.3	306.3	305.0	305.0	305.0	305.3	306.3
4 Andrea DOVIZIOSO	ITA	YAMAHA	305.0	305.0	303.7	303.7	303.7	304.1	305.0

These data/results cannot be reproduced, stored and/or transmitted in whole or in part by any manner of electronic, mechanical, photocopying, recording, broadcasting or otherwise now known or herein after developed without the previous express consent by the copyright owner, except for reproduction in daily press and regular printed publications on sale to the public within 60 days of the event related to those data/results and always provided that copyright symbol appears together as follows below.

© DORNA, 2022

Official MotoGP Timing by TISSOT
www.motogp.com



Spielberg, Friday, August 19, 2022

CryptoDATA MOTORRAD GRAND PRIX VON ÖSTERREICH

Free Practice Nr. 2

Chronological Analysis of Performances

9

* Lap / Sector time cancelled

T1 Time from finish line to 1st intermediate

T3 Time from 2nd intermed. to 3rd intermed.

P Crossing the finish line in pit lane

T2 Time from 1st intermed. to 2nd intermed.

T4 Time from 3rd intermediate to finish line

**Tyre data subject to further updates

Lap	Lap Time	T1	T2	T3	T4	Speed	Lap	Lap Time	T1	T2	T3	T4	Speed	
1st	5	Johann ZARCO DUCATI FRA						8	1'43.014 P	27.527	26.523	25.471	23.493	305.0
		Prima Pramac Racing						Run #	2	Front Tyre	Slick-Medium	Rear Tyre	Slick-Medium	
		Runs=2 Total laps=23 Full laps=17								New Tyre		New Tyre		
Run #	1	Front Tyre	missing data	Rear Tyre	missing data		9	6'43.557	19.300	26.944	25.071	17.080		
		Laps at start		7 Laps at start			10	1'31.841	25.118	25.721	24.272	16.730	303.7	
1	1'50.814	19.719	27.918	25.454	17.155		11	1'30.922	25.086	25.199	23.970	16.667	306.3	
2	1'32.116	25.562	25.544	24.282	16.728	300.0	12	1'30.532	24.876	25.268	23.854	16.534	307.6	
3	1'31.354	25.323	25.393	24.116	16.522	301.2	13	1'40.787 *	28.686*	30.558	24.661	16.882	306.3	
4	1'31.068	25.235	25.183	24.029	16.621	297.5	14	1'30.574	24.796	25.175	23.889	16.714	306.3	
5	1'31.474	25.282	25.466	24.163	16.563	303.7	15	1'30.443	24.736	25.201	23.876	16.630	306.3	
6	1'30.714	24.998	25.117	24.026	16.573	303.7	16	1'42.437 P	26.560	27.045	25.340	23.492	306.3	
7	1'32.586	24.885	25.181	25.582	16.938	303.7	Run #	3	Front Tyre	Slick-Soft	Rear Tyre	Slick-Soft		
8	1'30.827	24.883	25.276	24.128	16.540	303.7			New Tyre		New Tyre			
9	1'39.514	25.138	32.767	24.901	16.708	303.7	17	5'43.514	19.815	26.209	24.385	16.629		
10	1'30.820	24.984	25.237	24.018	16.581	305.0	18	1'30.214	24.701	24.971	23.745	16.797	306.3	
11	1'43.687 P	25.626	27.413	26.745	23.903	305.0	19	1'29.861	24.615	25.023	23.740	16.483	305.0	
Run #	2	Front Tyre	missing data	Rear Tyre	missing data		20	1'42.925 *	29.315*	32.809	24.184	16.617	305.0	
		Laps at start		18 Laps at start			21	1'36.070 *	27.922*	26.808*	24.636	16.704	306.3	
12	8'12.261	19.559	26.505	25.099	16.941		22	1'30.106	24.779	24.976	23.869	16.482	305.0	
13	1'31.915	25.224	25.571	24.389	16.731	303.7	23	1'42.642	33.218	27.267	25.209	16.948	305.0	
14	1'30.786	24.860	25.192	24.153	16.581	305.0								
15	1'31.493	25.069	25.349	24.350	16.725	305.0	3rd	89	Jorge MARTIN DUCATI SPA					
16	1'38.009 P	25.118	25.309	24.698	22.884	303.7			Prima Pramac Racing					
Run #	3	Front Tyre	Slick-Soft	Rear Tyre	Slick-Soft				Runs=2	Total laps=22	Full laps=11			
		7 Laps at start		New Tyre			Run #	1	Front Tyre	Slick-Medium	Rear Tyre	Slick-Medium		
17	5'02.502	18.037	26.350	24.454	16.461				New Tyre		7 Laps at start			
18	1'30.146	24.892	24.945	23.877	16.432	307.6	1	2'23.747	18.434	26.217	24.516	16.957		
19	1'29.837	24.685	24.975	23.773	16.404	307.6	2	1'31.473 *	25.127	25.683	23.988*	16.675	305.0	
20	1'45.587 *	25.977*	38.335	24.628	16.647	301.2	3	1'31.129	25.027	25.463	23.910	16.729	307.6	
21	1'35.600	27.542	26.589	24.543	16.926	306.3	4	1'36.281 *	25.899*	27.953	24.907	17.522	307.6	
22	1'30.242	24.744	25.020	23.997	16.481	306.3	5	1'31.103	24.975	25.498	23.943	16.687	303.7	
23	1'38.129	25.241	31.272	24.500	17.116	305.0	6	1'32.443	24.982	26.468	24.313	16.680	303.7	
Run #	1	Front Tyre	Slick-Hard	Rear Tyre	Slick-Medium		7	1'31.010	24.929	25.443	23.907	16.731	305.0	
		15 Laps at start					8	1'41.366 P	24.772	26.920	25.874*	23.800	306.3	
1	2'29.027	18.515	27.192	25.237	17.751		Run #	2	Front Tyre	Slick-Hard	Rear Tyre	Slick-Medium		
2	1'32.911	25.624	25.801	24.474	17.012	306.3			New Tyre					
3	1'32.043	25.210	25.733	24.158	16.942	305.0	9	7'34.477	18.630	26.438	24.739	16.895		
4	1'31.247	25.076	25.342	24.093	16.736	305.0	10	1'31.286 *	25.040	25.372	24.113*	16.761	305.0	
5	1'34.250 *	26.342*	26.820	24.336	16.752	305.0	11	1'30.857	24.796	25.351	23.999	16.711	306.3	
6	1'30.959	25.001	25.340	23.922	16.696	305.0	12	1'31.202	24.835	25.614	24.075	16.678	306.3	
7	1'31.355	24.915	25.648	24.031	16.761	306.3	13	1'31.119 *	24.760	25.432	24.196*	16.731	303.7	
							14	1'31.340	24.837	25.649	24.140	16.714	305.0	
							15	1'42.460 P	27.219*	26.423	25.181	23.637	305.0	

Fastest Lap: Johann ZARCO Prima Pramac Racing FRA **1'29.837** 24.685 24.975 23.773 16.404

These data/results cannot be reproduced, stored and/or transmitted in whole or in part by any manner of electronic, mechanical, photocopying, recording, broadcasting or otherwise now known or herein after developed without the previous express consent by the copyright owner, except for reproduction in daily press and regular printed publications on sale to the public within 60 days of the event related to those data/results and always provided that copyright symbol appears together as follows below.
© DORNA, 2022



Free Practice Nr. 2

MotoGP

Lap	Lap Time	T1	T2	T3	T4	Speed	Lap	Lap Time	T1	T2	T3	T4	Speed
Run # 3	Front Tyre	Slick-Medium	Rear Tyre	Slick-Soft				Run # 2	Front Tyre	Slick-Hard	Rear Tyre	Slick-Medium	
		New Tyre		New Tyre						9 Laps at start		9 Laps at start	
16	6'27.098 *	17.146	26.311	24.337*	17.097		10	9'07.320	19.198	25.998	24.824	16.728	
17	1'30.119	24.570	25.184	23.874	16.491	305.0	11	1'41.240 *	29.579*	30.060	24.936	16.665	309.0
18	1'29.866	24.542	25.086	23.760	16.478	306.3	12	1'40.746 *	32.460*	27.315	24.302	16.669	309.0
19	1'38.590 *	27.472*	28.316	25.952	16.850	307.6	13	1'30.918	24.972	25.385	24.018	16.543	310.3
20	1'33.465 *	25.634*	26.416*	24.672	16.743	305.0	14	1'30.933	24.874	25.444	23.950	16.665	309.0
21	1'30.443	24.791	25.175	23.900	16.577	305.0	15	1'43.714 P	29.025	26.854	25.090	22.745	310.3
22	1'30.255	24.632	25.184	23.923	16.516	306.3							

4th 20 **Fabio QUARTARARO** YAMAHA FRA
 Monster Energy Yamaha MotoGP
 Runs=2 Total laps=21 Full laps=12

Run #	1	Front Tyre	Slick-Hard	Rear Tyre	Slick-Medium	
			New Tyre		New Tyre	
1	2'43.731 *	19.209	27.248	25.612*	17.315	
2	1'32.147	25.536	25.648	24.146	16.817	302.5
3	1'30.930	25.039	25.305	23.979	16.607	303.7
4	1'30.612	24.906	25.255	23.858	16.593	306.3
5	1'30.326	24.847	25.188	23.798	16.493	303.7
6	1'30.285	24.810	25.150	23.754	16.571	306.3
7	1'30.526	24.844	25.223	23.865	16.594	306.3
8	1'30.478 *	24.893	25.231	23.852*	16.502	305.0
9	1'41.870 P	27.857	26.067	25.084	22.862	305.0
Run # 2	Front Tyre	Slick-Hard	Rear Tyre	Slick-Medium		
		9 Laps at start		9 Laps at start		
10	7'10.727	18.191	26.839	25.120	17.060	
11	1'31.430 *	25.140*	25.352	24.186	16.752	305.0
12	1'30.784	24.873	25.294	24.014	16.603	305.0
13	1'32.068	24.867	25.273	25.206	16.722	305.0
14	1'30.809	24.825	25.333	24.029	16.622	305.0
15	1'30.769	24.860	25.277	24.005	16.627	306.3
16	1'42.268 P	29.372*	26.779	24.274	21.843	305.0
Run # 3	Front Tyre	Slick-Hard	Rear Tyre	Slick-Soft		
		New Tyre		New Tyre		
17	7'56.376	18.399	25.613	24.555	17.169	
18	1'31.921 *	25.223*	25.543	24.574	16.581	307.6
19	1'31.512 *	24.568*	25.499*	24.770	16.675	307.6
20	1'29.877	24.613	24.958	23.817	16.489	307.6
21	1'29.879	24.592	25.164	23.742	16.381	306.3

5th 63 **Francesco BAGNAIA** DUCATI ITA
 Ducati Lenovo Team
 Runs=2 Total laps=21 Full laps=12

Run #	1	Front Tyre	Slick-Hard	Rear Tyre	Slick-Medium	
			New Tyre		New Tyre	
1	2'18.624	19.379	27.262	25.371	17.216	
2	1'32.492	25.447	25.909	24.423	16.713	306.3
3	1'30.912	25.022	25.234	24.130	16.526	307.6
4	1'30.591	24.874	25.207	23.972	16.538	309.0
5	1'30.521	24.943	25.075	23.895	16.608	307.6
6	1'30.840	25.057	25.141	23.945	16.697	307.6
7	1'39.094	32.296	25.876	24.249	16.673	310.3
8	1'30.743	24.906	25.274	23.951	16.612	307.6
9	1'36.781 P	24.815	25.282	23.955	22.729	306.3

6th 10 **Luca MARINI** DUCATI ITA
 Mooney VR46 Racing Team
 Runs=2 Total laps=22 Full laps=13

Run #	1	Front Tyre	Slick-Hard	Rear Tyre	Slick-Medium	
			New Tyre		New Tyre	
1	2'28.611	18.832	27.683	25.625	17.440	
2	1'33.394 *	25.494*	26.508	24.461	16.931	303.7
3	1'32.059	25.410	25.776	24.107	16.766	306.3
4	1'31.445	25.257	25.482	24.083	16.623	307.6
5	1'30.911	24.973	25.229	24.088	16.621	305.0
6	1'31.215	25.002	25.320	24.249	16.644	306.3
7	1'31.177	25.089	25.375	24.109	16.604	306.3
8	1'40.637	27.399	30.730	25.205	17.303	306.3
9	1'38.599 P	25.083	25.451	24.170	23.895	309.0
Run # 2	Front Tyre	Slick-Hard	Rear Tyre	Slick-Medium		
		9 Laps at start		9 Laps at start		
10	6'36.576	19.254	27.212	25.181	17.269	
11	1'34.975	25.575	25.836	24.675	18.889	303.7
12	1'33.840 *	26.937	25.857	24.322*	16.724	305.0
13	1'31.663 *	25.083	25.604	24.214*	16.762	306.3
14	1'31.513	25.086	25.427	24.285	16.715	303.7
15	1'31.400	24.991	25.619	24.149	16.641	303.7
16	1'47.540 P	26.501*	29.861	25.577	25.601	303.7
Run # 3	Front Tyre	Slick-Medium	Rear Tyre	Slick-Soft		
		New Tyre		New Tyre		
17	7'43.191 *	17.667	30.183	25.699	17.380*	
18	1'31.176	25.112	25.314	24.162	16.588	305.0
19	1'30.332	24.856	25.076	23.884	16.516	307.6
20	1'30.030	24.752	24.985	23.823	16.470	306.3
21	1'33.355 *	26.997*	25.570	24.229	16.559	307.6
22	1'30.427	24.795	25.160	23.935	16.537	306.3

7th 72 **Marco BEZZECCHI** DUCATI ITA
 Mooney VR46 Racing Team
 Runs=3 Total laps=20 Full laps=9

Run #	1	Front Tyre	Slick-Medium	Rear Tyre	Slick-Medium	
			New Tyre		New Tyre	
1	1'58.376	20.796	29.349	26.161	17.711	
2	1'35.175	26.160	26.885	25.000	17.130	301.2

Fastest Lap: Johann ZARCO Prima Pramac Racing FRA **1'29.837** 24.685 24.975 23.773 16.404

These data/results cannot be reproduced, stored and/or transmitted in whole or in part by any manner of electronic, mechanical, photocopying, recording, broadcasting or otherwise now known or herein after developed without the previous express consent by the copyright owner, except for reproduction in daily press and regular printed publications on sale to the public within 60 days of the event related to those data/results and always provided that copyright symbol appears together as follows below.
 © DORNA, 2022

Official MotoGP Timing by TISSOT
 www.motogp.com



Spielberg, Friday, August 19, 2022

Free Practice Nr. 2

MotoGP

Lap	Lap Time	T1	T2	T3	T4	Speed	Lap	Lap Time	T1	T2	T3	T4	Speed		
3	1'31.850	25.511	25.544	24.035	16.760	303.7	9th 12	Maverick VIÑALES Aprilia Racing	APRILIA			SPA			
4	1'38.077 P	25.093	25.350	24.369	23.265	305.0			Runs=3	Total laps=20	Full laps=11				
Run # 2	Front Tyre	Slick-Medium		Rear Tyre	Slick-Medium				Run # 1	Front Tyre	Slick-Medium		Rear Tyre	Slick-Medium	
		4 Laps at start			4 Laps at start						New Tyre			New Tyre	
5	7'01.560	19.193	27.861	24.979	16.913				1	2'22.679	18.596	26.932	24.637	16.922	
6	1'35.875	26.708	27.499	24.927	16.741	306.3			2	1'32.438	25.655	25.840	24.091	16.852	306.3
7	1'31.047	25.133	25.295	23.998	16.621	307.6			3	1'31.158	24.942	25.418	24.037	16.761	305.0
8	1'30.657	24.884	25.288	24.004	16.481	305.0			4	1'40.891 P	26.723*	26.451	24.808	22.909	306.3
9	1'30.857	24.979	25.284	24.009	16.585	305.0			Run # 2	Front Tyre	Slick-Medium		Rear Tyre	Slick-Medium	
10	1'36.978	26.183	26.353	26.320	18.122	305.0					4 Laps at start			4 Laps at start	
11	1'31.171 *	24.916	25.451	23.993*	16.811	306.3			5	6'13.408	18.895	26.500	24.214	16.718	
12	1'38.248 P	25.116	25.760	24.300	23.072	306.3			6	1'31.644	25.185	25.527	24.091	16.841	306.3
Run # 3	Front Tyre	Slick-Medium		Rear Tyre	Slick-Medium		7	1'30.709	24.827	25.179	24.010	16.693	305.0		
		12 Laps at start			12 Laps at start		8	1'30.972	24.864	25.237	24.131	16.740	303.7		
13	5'57.582	19.014	26.193	24.365	16.794		9	1'46.899	24.830	38.124	27.041	16.904	303.7		
14	1'37.096 P	24.882	25.716	24.075	22.423	306.3	10	1'37.254 P	25.117	25.407	24.109	22.621	306.3		
Run # 4	Front Tyre	Slick-Medium		Rear Tyre	Slick-Soft		Run # 3	Front Tyre	Slick-Hard		Rear Tyre	Slick-Medium			
		New Tyre			New Tyre				New Tyre			10 Laps at start			
15	5'20.621	19.138	26.984	24.560	16.736		11	6'10.437 *	20.028	25.975	24.707*	16.748			
16	1'32.129 *	25.123	25.175	23.946	17.885*	309.0	12	1'30.923	24.928	25.242	24.056	16.697	307.6		
17	1'30.166	24.874	25.151	23.647	16.494	307.6	13	1'31.344	25.028	25.619	24.080	16.617	309.0		
18	1'38.389 *	27.623*	27.055*	24.505	19.206	309.0	14	1'36.858 P	24.849	25.232	24.193	22.584	305.0		
19	1'30.066	24.845	25.022	23.753	16.446	307.6	Run # 4	Front Tyre	Slick-Hard		Rear Tyre	Slick-Soft			
20	1'31.491 *	24.771	25.278	23.705	17.737*	306.3			New Tyre			New Tyre			
8th 23	Enea BASTIANINI	DUCATI			ITA										
	Gresini Racing MotoGP														
	Runs=3	Total laps=19	Full laps=7												
Run # 1	Front Tyre	Slick-Medium		Rear Tyre	Slick-Medium		Run # 1	Front Tyre	Slick-Hard		Rear Tyre	Slick-Medium			
		New Tyre			New Tyre				New Tyre			9 Laps at start			
1	2'20.087 P	20.154	27.582	26.320	23.141		1	2'04.933	20.893	27.970	25.230	17.331			
Run # 2	Front Tyre	Slick-Medium		Rear Tyre	Slick-Medium		2	1'32.667	25.823	26.019	24.074	16.751	307.6		
		1 Laps at start			1 Laps at start		3	1'32.429	25.835	25.964	23.986	16.644	309.0		
2	5'40.393 *	21.443	26.712	24.740*	16.888		4	1'31.524	25.259	25.758	23.928	16.579	306.3		
3	1'31.239	25.216	25.107	24.347	16.569	306.3	5	1'30.938	25.022	25.436	23.906	16.574	307.6		
4	1'30.835	25.108	25.129	24.160	16.438	305.0	6	1'31.414	25.182	25.466	24.096	16.670	306.3		
5	1'33.998 *	25.735*	26.761	24.216*	17.286	303.7	7	1'31.244	24.991	25.523	24.085	16.645	306.3		
6	1'30.610	24.985	24.981	24.135	16.509	303.7	8	1'43.076 P	25.068	29.041	25.035	23.932	305.0		
7	1'30.810	24.992	25.204	24.156	16.458	303.7	Run # 2	Front Tyre	Slick-Hard		Rear Tyre	Slick-Medium			
8	1'30.631	24.865	24.999	24.233	16.534	307.6			8 Laps at start			17 Laps at start			
9	1'38.738 P	25.733	25.472	24.508	23.025	306.3	9	7'35.731	19.856	27.007	24.719	17.101			
Run # 3	Front Tyre	Slick-Medium		Rear Tyre	Slick-Medium		10	1'38.241	25.434	25.683	27.911	19.213	306.3		
		9 Laps at start			9 Laps at start		11	1'31.844	25.201	25.701	24.263	16.679	310.3		
10	9'30.739	19.038	28.440	24.265	16.712		12	1'31.225	24.908	25.614	24.076	16.627	309.0		
11	1'30.838	24.985	25.341	23.980	16.532	309.0	13	1'31.300 *	25.040*	25.502	24.128*	16.630	309.0		
12	1'33.982 *	27.298*	25.741	24.338	16.605	309.0	14	1'30.976	24.797	25.540	24.003	16.636	309.0		
13	1'36.783 P	24.839	25.213	24.141*	22.590	305.0	15	1'31.334 *	24.876	25.716	24.070*	16.672	309.0		
Run # 4	Front Tyre	Slick-Medium		Rear Tyre	Slick-Soft		16	1'37.201	30.025	26.098	24.161	16.917	309.0		
		New Tyre			New Tyre										
14	4'38.368	18.818	26.143	24.694	16.743										
15	1'30.429 *	24.770	24.966	23.929	16.764*	307.6									
16	1'29.854 *	24.858	24.806	23.773*	16.417	307.6									
17	1'32.376 *	25.693*	26.067*	24.031	16.585	309.0									
18	1'30.158 *	24.772	25.074	23.804*	16.508	307.6									
19	1'30.066	24.711	25.013	23.921	16.421	309.0									

Fastest Lap: Johann ZARCO Prima Pramac Racing FRA **1'29.837** 24.685 24.975 23.773 16.404

These data/results cannot be reproduced, stored and/or transmitted in whole or in part by any manner of electronic, mechanical, photocopying, recording, broadcasting or otherwise now known or herein after developed without the previous express consent by the copyright owner, except for reproduction in daily press and regular printed publications on sale to the public within 60 days of the event related to those data/results and always provided that copyright symbol appears together as follows below.
© DORNA, 2022



Free Practice Nr. 2

MotoGP

Lap	Lap Time	T1	T2	T3	T4	Speed	Lap	Lap Time	T1	T2	T3	T4	Speed
17	1'40.397 P	25.180*	26.327	24.958	23.932	306.3	Run # 2	Front Tyre Slick-Medium	Rear Tyre Slick-Medium	8 Laps at start			
	Run # 3	Front Tyre Slick-Hard	Rear Tyre Slick-Soft	New Tyre									
18	5'43.698 *	20.399	32.852	25.690	17.373*		9	7'54.693	19.066	26.829	25.102	17.162	
19	1'30.377	25.047	<u>25.220</u>	23.782	<u>16.328</u>	306.3	10	1'31.979 *	25.310*	25.520	24.425	16.724	303.7
20	1'33.363 *	27.271*	25.840	23.821	16.431	310.3	11	1'31.873 *	25.134	25.493	24.121	17.125*	303.7
21	<u>1'30.128</u>	<u>24.671</u>	25.234	23.836	16.387	307.6	12	1'34.133 *	27.430*	25.846	24.154	16.703	303.7
22	1'32.025 *	25.174	25.944	24.324	16.583*	309.0	13	1'31.260	25.123	25.470	24.103	16.564	303.7
23	1'30.188	24.733	25.249	<u>23.773</u>	16.433	307.6	14	1'31.392	25.032	25.558	24.139	16.663	305.0
							15	1'42.024 P	26.319	26.646	25.285	23.774	305.0

11th 41 **Aleix ESPARGARO** APRILIA SPA
Aprilia Racing

Runs=2 Total laps=22 Full laps=12						
Run #	1	Front Tyre	Slick-Medium	Rear Tyre	Slick-Medium	
		New Tyre		New Tyre		
1	2'22.346	18.672	27.173	24.581	17.152	
2	1'33.797 *	25.924	25.716	23.886	18.271*	306.3
3	1'31.230 *	25.354	25.520	23.641*	16.715	309.0
4	1'35.930	25.901	26.690	24.919	18.420	<u>310.3</u>
5	1'41.459	25.803	32.035	26.603	17.018	307.6
6	1'32.428	25.405	25.556	24.466	17.001	307.6
7	1'42.709 P	25.178	25.329	23.839	28.363	307.6

Run #	2	Front Tyre	Slick-Hard	Rear Tyre	Slick-Medium	
		New Tyre		7 Laps at start		
8	6'57.279	18.995	26.144	24.622	16.848	
9	1'31.372	25.493	25.318	23.989	16.572	303.7
10	1'30.640 *	25.042	25.282	23.781*	16.535	306.3
11	1'33.954	25.066	27.119	24.944	16.825	306.3
12	1'30.767	24.993	25.425	23.910	<u>16.439</u>	307.6
13	1'36.806	28.027	27.298	24.666	16.815	306.3
14	1'31.318	25.207	25.549	23.865	16.697	306.3
15	1'39.889 P	27.102	25.876	23.947	22.964	291.4

Run #	3	Front Tyre	Slick-Hard	Rear Tyre	Slick-Soft	
		New Tyre		New Tyre		
16	6'35.914	17.681	25.669	24.306	16.835	
17	1'30.560	25.152	25.146	23.804	16.458	305.0
18	1'30.263	24.847	25.205	<u>23.721</u>	16.490	306.3
19	1'35.964 *	25.373*	26.855	25.832	17.904	309.0
20	1'35.202 *	25.787*	28.160*	24.381	16.874	309.0
21	<u>1'30.147</u>	<u>24.820</u>	<u>25.109</u>	23.759	16.459	307.6
22	1'45.638	32.287	29.418	25.626	18.307	297.5

12th 30 **Takaaki NAKAGAMI** HONDA JPN
LCR Honda IDEMITSU

Runs=2 Total laps=22 Full laps=10						
Run #	1	Front Tyre	Slick-Medium	Rear Tyre	Slick-Medium	
		New Tyre		New Tyre		
1	2'01.693	21.421	28.377	25.799	17.279	
2	1'33.080	25.759	26.115	24.358	16.848	303.7
3	1'33.772	25.457	26.238	25.344	16.733	<u>307.6</u>
4	1'31.122 *	25.102	25.356	23.975	16.689*	307.6
5	1'30.979	25.001	25.374	24.049	16.555	306.3
6	1'34.296	27.536	26.065	24.097	16.598	305.0
7	1'31.019 *	25.044	25.444	23.963*	16.568	307.6
8	1'38.696 P	25.320	26.527	24.757	22.092	307.6

Run #	3	Front Tyre	Slick-Medium	Rear Tyre	Slick-Soft	
		New Tyre		New Tyre		
16	6'33.633	19.489	27.027	25.033	16.799	
17	1'35.398 *	27.380*	26.849	24.120	17.049	305.0
18	1'30.549	24.966	25.222	23.875	16.486	305.0
19	1'41.324	25.063	34.913	24.724	16.624	306.3
20	1'36.088 *	27.928*	26.818*	24.528	16.814	307.6
21	1'30.431	24.959	25.161	<u>23.854</u>	<u>16.457</u>	306.3
22	<u>1'30.311</u>	<u>24.881</u>	<u>25.095</u>	23.863	16.472	306.3

13th 42 **Alex RINS** SUZUKI SPA
Team SUZUKI ECSTAR

Runs=3 Total laps=23 Full laps=14						
Run #	1	Front Tyre	Slick-Medium	Rear Tyre	Slick-Medium	
		New Tyre		New Tyre		
1	2'19.736	19.704	26.720	24.652	16.946	
2	1'31.522	25.265	25.471	23.979	16.807	305.0
3	1'30.861	25.096	25.291	23.884	16.590	303.7
4	1'31.459	25.451	25.448	23.876	16.684	305.0
5	<u>1'30.321</u>	24.977	<u>25.154</u>	<u>23.699</u>	16.491	<u>309.0</u>
6	1'48.597	25.000	25.287	41.479	16.831	309.0
7	1'30.659	25.009	25.277	23.847	16.526	306.3
8	1'30.376	24.959	25.214	23.742	<u>16.461</u>	307.6
9	1'42.294 P	26.862	26.456	25.013	23.963	306.3

Run #	2	Front Tyre	Slick-Medium	Rear Tyre	Slick-Medium	
		9 Laps at start		9 Laps at start		
10	6'26.795	19.297	26.133	24.587	16.736	
11	1'34.037	25.216	27.695	24.340	16.786	306.3
12	1'31.266	25.211	25.470	23.949	16.636	307.6
13	1'30.858 *	24.934	25.318	23.876*	16.730	309.0
14	1'31.055	25.083	25.338	24.037	16.597	305.0
15	1'41.646 P	26.767*	26.255	24.736	23.888	307.6

Run # 3 Front Tyre Slick-Medium Rear Tyre Slick-Medium
15 Laps at start 15 Laps at start

Run #	4	Front Tyre	Slick-Medium	Rear Tyre	Slick-Soft	
		New Tyre		New Tyre		
16	4'06.853 P	23.893	26.219	24.779	21.683	
17	3'56.943	18.172	26.637	25.020	16.962	
18	1'31.259 *	25.003	25.266	23.988	17.002*	306.3
19	1'31.447 *	24.845*	25.860	24.163	16.579	305.0
20	1'30.456	24.895	25.171	23.858	16.532	306.3
21	1'30.376	<u>24.824</u>	25.226	23.854	16.472	306.3
22	1'38.047	28.267	26.481	25.409	17.890	306.3
23	1'30.542	24.844	25.342	23.808	16.548	307.6

Fastest Lap: Johann ZARCO Prima Pramac Racing FRA **1'29.837** 24.685 24.975 23.773 16.404

These data/results cannot be reproduced, stored and/or transmitted in whole or in part by any manner of electronic, mechanical, photocopying, recording, broadcasting or otherwise now known or herein after developed without the previous express consent by the copyright owner, except for reproduction in daily press and regular printed publications on sale to the public within 60 days of the event related to those data/results and always provided that copyright symbol appears together as follows below.
© DORNA, 2022

Official MotoGP Timing by TISSOT
www.motogp.com

Spielberg, Friday, August 19, 2022



Free Practice Nr. 2

MotoGP

Lap	Lap Time	T1	T2	T3	T4	Speed	Lap	Lap Time	T1	T2	T3	T4	Speed	
14th	44	Poi ESPARGARO HONDA SPA						Run #	4	Front Tyre Slick-Medium		Rear Tyre Slick-Soft		
		Repsol Honda Team								New Tyre		New Tyre		
		Runs=2		Total laps=19		Full laps=8								
Run #	1	Front Tyre	Slick-Medium	Rear Tyre	Slick-Medium									
		New Tyre		6 Laps at start										
1	2'02.423	20.006	27.920	25.723	17.429		17	5'22.529	18.234	28.240	24.448	16.903		
2	1'39.817 *	28.080*	28.297	26.035	17.405	306.3	18	1'31.221	25.096	25.636	24.011	16.478	305.0	
3	1'32.210	25.554	25.760	23.982	16.914	313.0	19	1'30.701 *	25.026*	25.178*	23.998	16.499	305.0	
4	1'31.723	25.240	25.633	23.996	16.854	309.0	20	1'30.055 *	24.720	25.108	23.820*	16.407	303.7	
5	1'33.970 *	25.759*	27.416	24.039	16.756	307.6	21	1'32.529	24.594	26.301	24.997	16.637	305.0	
6	1'31.636	25.194	25.551	24.028	16.863	307.6								
7	1'48.851 P	30.701*	29.215	26.415	22.520	307.6								
16th	73	Alex MARQUEZ HONDA SPA						Run #	1	Front Tyre Slick-Hard		Rear Tyre Slick-Medium		
		LCR Honda CASTROL								New Tyre		New Tyre		
		Runs=2		Total laps=22		Full laps=11								
Run #	1	Front Tyre	Slick-Hard	Rear Tyre	Slick-Medium									
		New Tyre		13 Laps at start										
1	1'54.484	19.105	27.654	26.060	17.508		1	1'54.484	19.105	27.654	26.060	17.508		
2	1'33.077	25.960	25.723	24.364	17.030	305.0	2	1'33.077	25.960	25.723	24.364	17.030	305.0	
3	1'31.169	25.146	25.379	23.956	16.688	303.7	3	1'31.169	25.146	25.379	23.956	16.688	303.7	
4	1'31.619	24.992	25.681	24.188	16.758	305.0	4	1'31.619	24.992	25.681	24.188	16.758	305.0	
5	1'30.976	24.945	25.372	23.976	16.683	305.0	5	1'30.976	24.945	25.372	23.976	16.683	305.0	
6	1'31.629 *	25.325*	25.354	24.062	16.888	305.0	6	1'31.629 *	25.325*	25.354	24.062	16.888	305.0	
7	1'31.276	24.972	25.507	24.070	16.727	306.3	7	1'31.276	24.972	25.507	24.070	16.727	306.3	
8	1'31.336 *	24.882	25.499	24.184*	16.771*	305.0	8	1'31.336 *	24.882	25.499	24.184*	16.771*	305.0	
9	1'39.505 P	26.501	25.868	24.597*	22.539	303.7	9	1'39.505 P	26.501	25.868	24.597*	22.539	303.7	
15th	36	Joan MIR SUZUKI SPA						Run #	2	Front Tyre Slick-Hard		Rear Tyre Slick-Medium		
		Team SUZUKI ECSTAR								New Tyre		New Tyre		
		Runs=3		Total laps=21		Full laps=12								
Run #	1	Front Tyre	Slick-Medium	Rear Tyre	Slick-Medium									
		New Tyre		8 Laps at start										
1	2'08.393	20.248	27.263	25.592	17.464		10	7'21.651	19.290	26.585	24.973	17.292		
2	1'33.160	25.691	25.846	24.599	17.024	306.3	11	1'35.001	25.616	26.470	25.179	17.736	306.3	
3	1'31.522	25.200	25.488	24.074	16.760	307.6	12	1'32.022	25.253	25.831	24.118	16.820	307.6	
4	1'35.102	25.167	26.420	26.774	16.741	309.0	13	1'32.895 *	25.715*	26.006	24.298	16.876	309.0	
5	1'30.985	25.055	25.313	24.042	16.575	307.6	14	1'31.972	25.223	25.649	24.238	16.862	305.0	
6	1'34.419	25.122	25.999	26.559	16.739	307.6	15	1'43.134 P	26.362*	26.788	27.160*	22.824	307.6	
7	1'42.400 P	27.080*	26.458	24.692	24.170	309.0								
17th	21	Franco MORBIDELLI YAMAHA ITA						Run #	3	Front Tyre Slick-Medium		Rear Tyre Slick-Soft		
		Monster Energy Yamaha MotoGP								New Tyre		New Tyre		
		Runs=3		Total laps=22		Full laps=9								
Run #	1	Front Tyre	Slick-Hard	Rear Tyre	Slick-Medium									
		New Tyre		9 Laps at start										
1	2'43.918 *	19.257	27.070	25.463*	17.333		16	7'21.730	17.969	26.627	24.344	17.247		
2	1'32.271	25.706	25.610	24.171	16.784	307.6	17	1'32.337 *	25.477	25.459	24.624	16.777*	309.0	
3	1'31.237	25.226	25.364	23.957	16.690	309.0	18	1'30.917	24.974	25.373	23.918	16.652	305.0	
4	1'53.913	25.055			16.736	309.0	19	1'30.509	24.821	25.184	23.940	16.564	305.0	
5	1'32.985 *	25.840*	26.106	24.341*	16.698	305.0	20	1'35.653 *	28.659*	26.151*	24.094	16.749	305.0	
6	1'32.863	26.453	25.441	24.247	16.722	305.0	21	1'31.215 *	24.948	25.441	24.046	16.780*	306.3	
7	1'31.171	25.093	25.361	24.121	16.596	305.0	22	1'31.197	24.942	25.500	24.087	16.668	305.0	
8	1'30.926 *	25.036	25.236	24.048*	16.606	305.0								
9	1'30.665	24.945	25.113	24.040	16.567	306.3								
10	1'44.863 P	27.228	28.439	25.778	23.418	306.3								

Fastest Lap: Johann ZARCO Prima Pramac Racing FRA **1'29.837** 24.685 24.975 23.773 16.404

These data/results cannot be reproduced, stored and/or transmitted in whole or in part by any manner of electronic, mechanical, photocopying, recording, broadcasting or otherwise now known or herein after developed without the previous express consent by the copyright owner, except for reproduction in daily press and regular printed publications on sale to the public within 60 days of the event related to those data/results and always provided that copyright symbol appears together as follows below.
© DORNA, 2022

Official MotoGP Timing by TISSOT
www.motogp.com

Spielberg, Friday, August 19, 2022



Free Practice Nr. 2

MotoGP

Lap	Lap Time	T1	T2	T3	T4	Speed	Lap	Lap Time	T1	T2	T3	T4	Speed
Run # 2	Front Tyre	Slick-Hard	Rear Tyre	Slick-Medium									
10 Laps at start						10 Laps at start							
11	7'34.193 *	19.192	25.909	24.669*	16.765		5	1'31.254	25.094	25.368	24.045	16.747	305.0
12	1'38.397	31.717	25.724	24.285	16.671	306.3	6	1'30.983	24.978	25.297	24.029	16.679	305.0
13	1'31.263 *	25.061	25.404	23.994*	16.804	307.6	7	1'31.240	25.138	25.367	23.997	16.738	306.3
14	1'30.766 *	<u>24.937</u>	25.202	24.042*	16.585	310.3	8	1'38.895 P	25.049	25.649	24.295*	23.902	305.0
15	1'31.099 *	24.968	25.352	24.179*	16.600	307.6	Run # 2	Front Tyre	Slick-Hard	Rear Tyre	Slick-Medium		
16	1'43.256 P	27.949	26.956	25.455	22.896	305.0	New Tyre						8 Laps at start
Run # 3	Front Tyre	Slick-Medium	Rear Tyre	Slick-Soft									
New Tyre						New Tyre							
17	5'09.410	19.573	26.665	24.888	16.696		9	9'58.328	20.209	26.414	24.812	16.972	
18	1'36.637 *	25.566	25.803	25.216	20.052*	307.6	10	1'32.205	25.259	25.671	24.310	16.965	305.0
19	1'38.863	25.952	31.952	24.323	16.636	306.3	11	1'31.622	25.138	25.457	24.311	16.716	303.7
20	1'31.279 *	25.011*	25.545*	24.082*	16.641	<u>311.6</u>	12	1'32.889 *	25.115*	25.440	24.742	17.592	302.5
21	1'30.617	24.962	<u>25.110</u>	24.014	<u>16.531</u>	311.6	13	1'31.834	25.176	25.610	24.263	16.785	303.7
22	2'07.845 P	46.233*	30.905	26.653	24.054	309.0	14	1'41.797 P	26.399*	26.662	25.027	23.709	303.7

18th 4 **Andrea DOVIZIOSO** YAMAHA ITA
WithU Yamaha RNF MotoGP Team

Runs=2 Total laps=20 Full laps=12

Run #	1	Front Tyre	Slick-Medium	Rear Tyre	Slick-Medium	Speed
New Tyre						
1	2'04.290	19.866	27.487	25.665	17.462	
2	1'33.774 *	25.897	26.139	24.585*	17.153	301.2
3	1'32.928	25.760	26.166	24.127	16.875	303.7
4	1'37.803	25.388	27.187	28.365	16.863	303.7
5	1'31.793 *	25.467	25.624	24.050*	16.652	302.5
6	1'32.262	25.250	25.662	24.505	16.845	<u>305.0</u>
7	1'31.575	25.112	25.584	24.179	16.700	303.7
8	1'43.176 P	26.013	27.347	26.358	23.458	302.5
Run # 2	Front Tyre	Slick-Medium	Rear Tyre	Slick-Medium		
8 Laps at start						8 Laps at start
9	9'35.404	19.229	26.928	27.274	17.716	
10	1'33.350	25.667	25.926	24.680	17.077	300.0
11	1'32.457	25.256	25.895	24.526	16.780	302.5
12	1'31.686	25.084	25.562	24.312	16.728	300.0
13	1'31.354	24.930	25.532	24.149	16.743	302.5
14	1'31.334	24.982	25.477	24.194	16.681	302.5
15	1'31.126	<u>24.883</u>	25.401	24.179	16.663	302.5
16	1'40.398 P	24.972	25.534	26.577	23.315	301.2
Run # 3	Front Tyre	Slick-Medium	Rear Tyre	Slick-Soft		
New Tyre						New Tyre
17	7'04.222	18.577	26.396	26.251	19.542	
18	1'37.602 *	25.358*	26.429*	25.373	20.442	305.0
19	1'32.274	25.329	25.562	24.709	16.674	303.7
20	1'30.639	24.945	<u>25.197</u>	<u>23.998</u>	<u>16.499</u>	302.5

19th 49 **Fabio DI GIANNANTONI** DUCATI ITA
Gresini Racing MotoGP

Runs=2 Total laps=21 Full laps=12

Run #	1	Front Tyre	Slick-Medium	Rear Tyre	Slick-Medium	Speed
New Tyre						
1	2'29.617	19.683	26.808	25.008	17.178	
2	1'33.237	26.076	25.935	24.335	16.891	<u>306.3</u>
3	1'31.817	25.219	25.625	24.052	16.921	305.0
4	1'31.436	25.166	25.503	24.120	16.647	305.0

20th 32 **Lorenzo SAVADORI** APRILIA ITA
Aprilia Racing

Runs=2 Total laps=19 Full laps=10

Run #	1	Front Tyre	Slick-Hard	Rear Tyre	Slick-Medium	Speed
New Tyre						5 Laps at start
1	2'30.001	19.647	30.581	24.810	17.076	
2	1'33.073	25.832	26.216	24.138	16.887	307.6
3	1'31.821	25.505	25.697	23.951	16.668	306.3
4	1'36.554	25.481	26.625	26.915	17.533	307.6
5	1'32.294 *	25.492	25.723	24.260	16.819*	303.7
6	1'32.545 *	25.417	25.603	24.100	17.425*	305.0
7	1'48.787 P	31.950*	27.761	26.068	23.008	303.7
Run # 2	Front Tyre	Slick-Hard	Rear Tyre	Slick-Medium		
7 Laps at start						12 Laps at start
8	9'54.817	21.857	27.603	28.862	18.275	
9	1'31.917	25.333	25.586	24.164	16.834	303.7
10	1'33.588	25.320	27.279	24.200	16.789	303.7
11	1'35.609	27.344	26.928	24.323	17.014	303.7
12	1'32.123	25.383	25.887	24.073	16.780	305.0
13	1'32.225	25.422	25.875	24.158	16.770	303.7
14	1'50.176 P	27.869*	32.358	26.366	23.583	302.5
Run # 3	Front Tyre	missing data	Rear Tyre	missing data		
Laps at start						New Tyre
15	7'47.904 *	21.642	28.121	26.555	24.738*	
16	1'31.426	25.300	25.627	23.863	<u>16.636</u>	306.3
17	1'46.371 *	26.474*	31.614*	29.300	18.983	307.6
18	1'30.874	<u>25.193</u>	<u>25.242</u>	<u>23.786</u>	16.653	<u>309.0</u>
19	1'37.854 *	25.221*	27.993	27.321*	17.319*	307.6

Fastest Lap: Johann ZARCO Prima Pramac Racing FRA **1'29.837** 24.685 24.975 23.773 16.404

These data/results cannot be reproduced, stored and/or transmitted in whole or in part by any manner of electronic, mechanical, photocopying, recording, broadcasting or otherwise now known or herein after developed without the previous express consent by the copyright owner, except for reproduction in daily press and regular printed publications on sale to the public within 60 days of the event related to those data/results and always provided that copyright symbol appears together as follows below.
© DORNA, 2022

Official MotoGP Timing by TISSOT
www.motogp.com

Spielberg, Friday, August 19, 2022

Page 6 of 8



Free Practice Nr. 2

MotoGP

Lap	Lap Time	T1	T2	T3	T4	Speed	Lap	Lap Time	T1	T2	T3	T4	Speed				
21st	6	Stefan BRADL					HONDA	GER	unfinished	25.062	25.444	23.982	303.7				
		Repsol Honda Team															
		Runs=2			Total laps=20			Full laps=12									
Run #	1	Front Tyre	Slick-Medium	Rear Tyre	Slick-Medium		Run #	4	Front Tyre	Slick-Hard	Rear Tyre	Slick-Medium					
		New Tyre															
		15 Laps at start			26 Laps at start												
1	2'03.144	21.610	28.649	25.900	17.697		17	1'38.847	20.555	33.228	26.926	18.138					
2	1'34.391	26.405	26.431	24.396	17.159	302.5	23rd						87	Remy GARDNER		KTM	AUS
3	1'33.164	26.080	26.223	24.000	16.861	301.2	Tech3 KTM Factory Racing					Runs=2		Total laps=21	Full laps=11		
4	1'32.088	25.455	25.780	23.986	16.867	301.2	Run #	1	Front Tyre	Slick-Hard	Rear Tyre	Slick-Medium					
5	1'38.902	25.419	26.760	29.730	16.993	306.3	New Tyre										
6	1'36.983	29.875	25.916	24.208	16.984	305.0			6 Laps at start								
7	1'31.656	25.246	25.551	24.054	16.805	303.7	1	2'02.069	20.271	29.292	27.001	21.740					
8	1'49.571	P	29.642*	29.633	26.176	302.5	2	1'35.261	26.856	26.487	24.863	17.055	295.0				
Run #	2	Front Tyre	Slick-Medium	Rear Tyre	Slick-Medium		3	1'33.156	25.903	26.363	24.157	16.733	302.5				
		8 Laps at start															
		8 Laps at start															
9	9'57.981	22.503	27.149	24.645	17.052		4	1'31.967	25.486	25.682	24.054	16.745	306.3				
10	1'33.671	26.204	26.210	24.314	16.943	303.7	5	1'31.836	25.449	25.683	24.046	16.658	303.7				
11	1'33.932	25.535	27.238	24.235	16.924	303.7	6	1'45.277	*	28.987*	30.397	28.905*	16.988	303.7			
12	1'34.152	25.278	27.456	24.295	17.123	302.5	7	1'31.817	25.375	25.671	24.089	16.682	303.7				
13	1'32.233	25.337	25.693	24.163	17.040	302.5	8	1'51.879	P	26.642	31.134	29.463*	24.640	303.7			
14	1'41.676	P	26.260*	26.790	25.594	301.2	Run #	2	Front Tyre	Slick-Hard	Rear Tyre	Slick-Medium					
		New Tyre															
		8 Laps at start			14 Laps at start												
15	6'36.876	19.588	27.603	25.216	16.939		9	7'50.118	*	19.766	27.282	30.210	18.948*				
16	1'32.251	*	25.226	25.484	24.335	17.206*	305.0	10	1'33.756	*	25.775	26.086	24.746	17.149*	301.2		
17	1'31.182	25.182	25.366	23.892	16.742	306.3	11	1'33.070	*	25.837	25.963	24.452*	16.818	301.2			
18	1'47.026	*	32.055*	26.694*	30.108*	18.169	306.3	12	1'32.288	25.408	25.870	24.291	16.719	302.5			
19	1'34.407	*	25.997*	26.525	24.657	17.228	307.6	13	1'31.495	25.157	25.553	24.158	16.627	301.2			
20	1'31.664	25.232	25.507	24.014	16.911	303.7	14	1'50.246	P	33.743*	27.383	25.967	23.153	302.5			
Run #	3	Front Tyre	Slick-Medium	Rear Tyre	Slick-Soft		Run #	3	Front Tyre	Slick-Hard	Rear Tyre	Slick-Soft					
		New Tyre															
		New Tyre			New Tyre												
15	7'48.561	19.854	28.412	27.119	18.119		15	7'48.561	19.854	28.412	27.119	18.119					
16	1'36.247	*	26.020	26.365	25.226	18.636*	301.2	16	1'36.247	*	26.020	26.365	25.226	18.636*	301.2		
17	1'31.757	25.264	25.531	24.267	16.695	300.0	17	1'31.757	25.264	25.531	24.267	16.695	300.0				
18	1'31.441	25.160	25.554	24.098	16.629	302.5	18	1'31.441	25.160	25.554	24.098	16.629	302.5				
19	1'37.215	*	26.109*	28.141	25.709	17.256	301.2	19	1'37.215	*	26.109*	28.141	25.709	17.256	301.2		
20	1'31.324	25.085	25.522	24.132	16.585	303.7	20	1'31.324	25.085	25.522	24.132	16.585	303.7				
21	1'31.580	25.157	25.594	24.156	16.673	301.2	21	1'31.580	25.157	25.594	24.156	16.673	301.2				
24th	40	Darryn BINDER					YAMAHA	RSA									
		WithU Yamaha RNF MotoGP Team															
		Runs=2			Total laps=22			Full laps=15									
Run #	1	Front Tyre	Slick-Medium	Rear Tyre	Slick-Medium		Run #	1	Front Tyre	Slick-Medium	Rear Tyre	Slick-Medium					
		New Tyre															
		New Tyre			New Tyre												
1	2'05.315	19.948	28.084	25.360	17.262		1	2'05.315	19.948	28.084	25.360	17.262					
2	1'33.890	26.256	26.175	24.479	16.980	300.0	2	1'33.890	26.256	26.175	24.479	16.980	300.0				
3	1'32.501	25.716	25.828	24.179	16.778	305.0	3	1'32.501	25.716	25.828	24.179	16.778	305.0				
4	1'33.407	*	26.079	26.161	24.382*	16.785	306.3	4	1'33.407	*	26.079	26.161	24.382*	16.785	306.3		
5	1'33.101	25.677	26.117	24.407	16.900	306.3	5	1'33.101	25.677	26.117	24.407	16.900	306.3				
6	1'32.356	25.520	25.880	24.172	16.784	303.7	6	1'32.356	25.520	25.880	24.172	16.784	303.7				
7	1'45.079	31.495	31.539	24.769	17.276	305.0	7	1'45.079	31.495	31.539	24.769	17.276	305.0				
8	1'33.124	25.650	25.930	24.386	17.158	305.0	8	1'33.124	25.650	25.930	24.386	17.158	305.0				
9	1'41.700	P	25.803	26.438	24.882	24.577	302.5	9	1'41.700	P	25.803	26.438	24.882	24.577	302.5		
Run #	2	Front Tyre	Slick-Medium	Rear Tyre	Slick-Medium		Run #	2	Front Tyre	Slick-Medium	Rear Tyre	Slick-Medium					
		9 Laps at start															
		9 Laps at start			9 Laps at start												
10	7'57.821	19.688	28.499	25.009	17.099		10	7'57.821	19.688	28.499	25.009	17.099					
11	1'32.927	25.982	25.795	24.317	16.833	306.3	11	1'32.927	25.982	25.795	24.317	16.833	306.3				
12	1'32.418	25.616	25.861	24.113	16.828	305.0	12	1'32.418	25.616	25.861	24.113	16.828	305.0				
13	1'32.560	25.540	25.684	24.361	16.975	305.0	13	1'32.560	25.540	25.684	24.361	16.975	305.0				

Fastest Lap: Johann ZARCO Prima Pramac Racing FRA **1'29.837** 24.685 24.975 23.773 16.404

These data/results cannot be reproduced, stored and/or transmitted in whole or in part by any manner of electronic, mechanical, photocopying, recording, broadcasting or otherwise now known or herein after developed without the previous express consent by the copyright owner, except for reproduction in daily press and regular printed publications on sale to the public within 60 days of the event related to those data/results and always provided that copyright symbol appears together as follows below.
 © DORNA, 2022



Free Practice Nr. 2

MotoGP

Lap	Lap Time	T1	T2	T3	T4	Speed	Lap	Lap Time	T1	T2	T3	T4	Speed
14	1'32.729	25.364	25.858	24.418	17.089	305.0							
15	1'32.555 *	25.380	26.088	24.237*	16.850	305.0							
16	1'40.253 P	25.515	25.678	24.853	24.207	306.3							
Run #	3	Front Tyre Slick-Medium New Tyre		Rear Tyre Slick-Soft New Tyre									
17	6'38.989 *	24.977	33.773	26.115*	17.585*								
18	1'31.575	25.330	25.509	24.050	16.686	307.6							
19	1'32.418	25.852	25.925	24.098	16.543	306.3							
20	1'32.062	25.630	25.438	24.319	16.675	307.6							
21	1'31.657	25.308	25.501	24.157	16.691	303.7							
22	1'31.745	25.385	25.432	24.079	16.849	303.7							

25th **25** **Raul FERNANDEZ** KTM SPA
Tech3 KTM Factory Racing

Runs=3 Total laps=19 Full laps=10

Run #	1	Front Tyre	Slick-Hard New Tyre	Rear Tyre	Slick-Medium 7 Laps at start	
1	2'06.853	20.013	28.742	25.416	17.481	
2	1'33.499	26.007	26.310	24.354	16.828	303.7
3	1'32.170	25.405	25.763	24.202	16.800	305.0
4	1'32.016 *	25.323	25.745	24.245*	16.703	306.3
5	1'40.970	30.570	26.793	26.648	16.959	305.0
6	1'31.978	25.159	25.641	24.393	16.785	305.0
7	1'36.683	28.906	26.570	24.387	16.820	303.7
8	1'31.830 *	25.143	25.591	24.345*	16.751	305.0
9	1'47.667 P	31.104*	27.511	24.998	24.054	302.5
Run #	2	Front Tyre	Slick-Hard 9 Laps at start	Rear Tyre	Slick-Medium 16 Laps at start	
10	7'42.163	20.295	27.190	25.031	17.314	
11	1'35.269	25.721	28.083	24.550	16.915	303.7
12	1'32.461	25.334	25.923	24.370	16.834	303.7
13	1'32.067	25.162	25.766	24.329	16.810	303.7
14	1'34.104 *	25.450*	26.402	24.997	17.255	303.7
15	1'34.931	25.400	28.071	24.533	16.927	305.0
16	1'32.117	25.178	25.690	24.359	16.890	305.0
17	1'44.778 P	27.504*	27.058	25.533	24.683	303.7
Run #	3	Front Tyre	Slick-Hard New Tyre	Rear Tyre	Slick-Soft New Tyre	
18	6'30.005	21.242	27.975	26.299	17.138	
19	3'37.067 P				28.482	305.0

Fastest Lap: Johann ZARCO Prima Pramac Racing FRA **1'29.837** 24.685 24.975 23.773 16.404

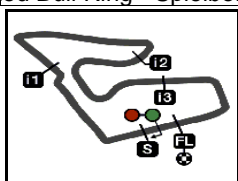
These data/results cannot be reproduced, stored and/or transmitted in whole or in part by any manner of electronic, mechanical, photocopying, recording, broadcasting or otherwise now known or herein after developed without the previous express consent by the copyright owner, except for reproduction in daily press and regular printed publications on sale to the public within 60 days of the event related to those data/results and always provided that copyright symbol appears together as follows below.
© DORNA, 2022

Official MotoGP Timing by **TISSOT**
www.motogp.com

Spielberg, Friday, August 19, 2022

Page 8 of 8





4348 m.

CryptoDATA MOTORRAD GRAND PRIX VON ÖSTERREICH

Free Practice Nr. 2

Best Partial Times

MotoGP™

IT Ideal Lap Time, sum of the best partial times

BT Best Lap Time

T1		T2		T3		T4				IT	BT	
Pos	Rider	Time	Rider	Time	Rider	Time	Rider	Time	Pos	Rider	IT	BT
1	J.MARTIN	24.542	E.BASTIANINI	24.806	P.ESPARGARO	23.595	B.BINDER	16.328	1	F.QUARTARAR	1'29.673	1'29.877 (4)
2	F.QUARTARARO	24.592	F.BAGNAIA	24.940	M.BEZZECCHI	23.647	F.QUARTARARO	16.381	2	J.ZARCO	1'29.807	1'29.837 (1)
3	J.MIR	24.594	J.ZARCO	24.945	A.RINS	23.699	J.ZARCO	16.404	3	J.MILLER	1'29.808	1'29.861 (2)
4	J.MILLER	24.615	F.QUARTARARO	24.958	A.ESPARGARO	23.721	J.MIR	16.407	4	E.BASTIANINI	1'29.855	1'30.066 (8)
5	F.BAGNAIA	24.637	J.MILLER	24.971	J.MILLER	23.740	M.VIÑALES	16.417	5	J.MARTIN	1'29.866	1'29.866 (3)
6	M.VIÑALES	24.647	L.MARINI	24.985	F.QUARTARARO	23.742	E.BASTIANINI	16.417	6	M.BEZZECCHI	1'29.886	1'30.066 (7)
7	B.BINDER	24.671	M.VIÑALES	25.016	J.MARTIN	23.760	A.ESPARGARO	16.439	7	M.VIÑALES	1'29.935	1'30.113 (9)
8	J.ZARCO	24.685	M.BEZZECCHI	25.022	J.ZARCO	23.773	M.BEZZECCHI	16.446	8	F.BAGNAIA	1'29.938	1'29.997 (5)
9	E.BASTIANINI	24.711	J.MARTIN	25.086	B.BINDER	23.773	T.NAKAGAMI	16.457	9	J.MIR	1'29.975	1'30.455 (15)
10	L.MARINI	24.752	T.NAKAGAMI	25.095	L.SAVADORI	23.786	A.RINS	16.461	10	B.BINDER	1'29.992	1'30.128 (10)
11	M.BEZZECCHI	24.771	J.MIR	25.108	L.MARINI	23.823	L.MARINI	16.470	11	L.MARINI	1'30.030	1'30.030 (6)
12	A.ESPARGARO	24.820	A.ESPARGARO	25.109	F.DI GIANNANTO	23.837	J.MARTIN	16.478	12	A.ESPARGAR	1'30.089	1'30.147 (11)
13	A.MARQUEZ	24.821	F.MORBIDELLI	25.110	T.NAKAGAMI	23.854	J.MILLER	16.482	13	A.RINS	1'30.138	1'30.321 (13)
14	A.RINS	24.824	A.RINS	25.154	M.VIÑALES	23.855	F.BAGNAIA	16.488	14	T.NAKAGAMI	1'30.287	1'30.311 (12)
15	P.ESPARGARO	24.851	A.MARQUEZ	25.184	J.MIR	23.866	A.DOVIZIOSO	16.499	15	P.ESPARGAR	1'30.364	1'30.364 (14)
16	T.NAKAGAMI	24.881	A.DOVIZIOSO	25.197	F.BAGNAIA	23.873	F.MORBIDELLI	16.531	16	A.MARQUEZ	1'30.487	1'30.509 (16)
17	A.DOVIZIOSO	24.883	B.BINDER	25.220	S.BRADL	23.892	D.BINDER	16.543	17	F.MORBIDELLI	1'30.535	1'30.617 (17)
18	F.DI GIANNANTO	24.915	F.DI GIANNANTO	25.228	A.MARQUEZ	23.918	A.MARQUEZ	16.564	18	A.DOVIZIOSO	1'30.577	1'30.639 (18)
19	F.MORBIDELLI	24.937	L.SAVADORI	25.242	E.BASTIANINI	23.921	M.OLIVEIRA	16.565	19	F.DI GIANNAN	1'30.584	1'30.700 (19)
20	M.OLIVEIRA	24.984	P.ESPARGARO	25.273	F.MORBIDELLI	23.957	R.GARDNER	16.585	20	L.SAVADORI	1'30.857	1'30.874 (20)
21	R.GARDNER	25.085	S.BRADL	25.366	M.OLIVEIRA	23.982	F.DI GIANNANTO	16.604	21	M.OLIVEIRA	1'30.975	1'31.315 (22)
22	R.FERNANDEZ	25.143	D.BINDER	25.432	A.DOVIZIOSO	23.998	L.SAVADORI	16.636	22	S.BRADL	1'31.182	1'31.182 (21)
23	S.BRADL	25.182	M.OLIVEIRA	25.444	R.GARDNER	24.046	P.ESPARGARO	16.645	23	R.GARDNER	1'31.238	1'31.324 (23)
24	L.SAVADORI	25.193	R.GARDNER	25.522	D.BINDER	24.050	R.FERNANDEZ	16.703	24	D.BINDER	1'31.333	1'31.575 (24)


These data/results cannot be reproduced, stored and/or transmitted in whole or in part by any manner of electronic, mechanical, photocopying, recording, broadcasting or otherwise now known or herein after developed without the previous express consent by the copyright owner, except for reproduction in daily press and regular printed publications on sale to the public within 60 days of the event related to those data/results and always provided that copyright symbol appears together as follows below.

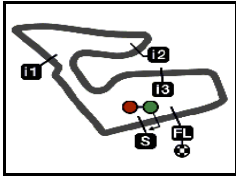
© DORNA, 2022

Official MotoGP Timing by TISSOT
www.motogp.com



ed Bull Ring - Spielberg

Results and timing service provided by 



4348 m.

CryptoDATA MOTORRAD GRAND PRIX VON ÖSTERREICH

Free Practice Nr. 2

Best Partial Times

MotoGP™

IT Ideal Lap Time, sum of the best partial times

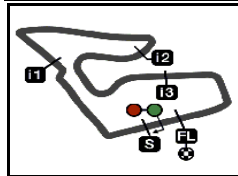
BT Best Lap Time

		T1		T2		T3		T4				
<i>Pos</i>	<i>Rider</i>	<i>Time</i>	<i>Rider</i>	<i>Time</i>	<i>Rider</i>	<i>Time</i>	<i>Rider</i>	<i>Time</i>	<i>Pos</i>	<i>Rider</i>	<i>IT</i>	<i>BT</i>
25	D.BINDER	25.308	R.FERNANDEZ	25.591	R.FERNANDEZ	24.202	S.BRADL	16.742	25	R.FERNANDEZ	1'31.639	1'31.978 (25)

These data/results cannot be reproduced, stored and/or transmitted in whole or in part by any manner of electronic, mechanical, photocopying, recording, broadcasting or otherwise now known or herein after developed without the previous express consent by the copyright owner, except for reproduction in daily press and regular printed publications on sale to the public within 60 days of the event related to those data/results and always provided that copyright symbol appears together as follows below.
© DORNA, 2022

Official MotoGP Timing by **TISSOT**
www.motogp.com





4348 m.

CryptoDATA MOTORRAD GRAND PRIX VON ÖSTERREICH**Free Practice Nr. 2****Fastest Laps Sequence**

<i>Practice Time</i>	 <i>Rider</i>	<i>Nation</i>	<i>Motorcycle</i>	<i>Time</i>	<i>Km/h</i>	<i>Rider's Lap</i>
3'22.930	5 Johann ZARCO	FRA	DUCATI	1'32.116	169.9	2
3'51.258	42 Alex RINS	SPA	SUZUKI	1'31.522	171.0	2
4'54.284	5 Johann ZARCO	FRA	DUCATI	1'31.354	171.3	3
4'58.730	73 Alex MARQUEZ	SPA	HONDA	1'31.169	171.6	3
5'22.028	63 Francesco BAGNAIA	ITA	DUCATI	1'30.912	172.1	3
5'22.119	42 Alex RINS	SPA	SUZUKI	1'30.861	172.2	3
6'52.619	63 Francesco BAGNAIA	ITA	DUCATI	1'30.591	172.7	4
8'23.140	63 Francesco BAGNAIA	ITA	DUCATI	1'30.521	172.9	5
8'23.899	42 Alex RINS	SPA	SUZUKI	1'30.321	173.3	5
10'18.031	20 Fabio QUARTARARO	FRA	YAMAHA	1'30.285	173.3	6
38'08.510	89 Jorge MARTIN	SPA	DUCATI	1'30.119	173.6	17
39'38.376	89 Jorge MARTIN	SPA	DUCATI	1'29.866	174.1	18
39'49.488	43 Jack MILLER	AUS	DUCATI	1'29.861	174.1	19
39'51.923	5 Johann ZARCO	FRA	DUCATI	1'29.837	174.2	19

These data/results cannot be reproduced, stored and/or transmitted in whole or in part by any manner of electronic, mechanical, photocopying, recording, broadcasting or otherwise now known or herein after developed without the previous express consent by the copyright owner, except for reproduction in daily press and regular printed publications on sale to the public within 60 days of the event related to those data/results and always provided that copyright symbol appears together as follows below.

© DORNA, 2022

Official MotoGP Timing by TISSOT
www.motogp.com

Spielberg, Friday, August 19, 2022

