


4348 m.

## CryptoDATA MOTORRAD GRAND PRIX VON ÖSTERREICH

## Free Practice Nr. 2

## Classification

6

	Rider	Nation	Team	Motorcycle	Time	Lap Total	Gap	Top Speed
1	35 Somkiat CHANTRA	THA	IDEMITSU Honda Team Asia	KALEX	<b>1'34.353</b>	14 19		<b>261.8</b>
2	79 Ai OGURA	JPN	IDEMITSU Honda Team Asia	KALEX	<b>1'34.408</b>	15 18	0.055 0.055	<b>257.1</b>
3	37 Augusto FERNANDEZ	SPA	Red Bull KTM Ajo	KALEX	<b>1'34.664</b>	15 18	0.311 0.256	<b>257.1</b>
4	14 Tony ARBOLINO	ITA	Elf Marc VDS Racing Team	KALEX	<b>1'34.707</b>	14 16	0.354 0.043	<b>259.9</b>
5	21 Alonso LOPEZ	SPA	CAG Speed Up	BOSCOSCURO	<b>1'34.898</b>	18 20	0.545 0.191	<b>254.4</b>
6	6 Cameron BEAUBIER	USA	American Racing	KALEX	<b>1'35.022</b>	16 20	0.669 0.124	<b>257.1</b>
7	54 Fermín ALDEGUER	SPA	CAG Speed Up	BOSCOSCURO	<b>1'35.087</b>	12 15	0.734 0.065	<b>256.2</b>
8	12 Filip SALAC	CZE	Gresini Racing Moto2	KALEX	<b>1'35.098</b>	14 18	0.745 0.011	<b>258.0</b>
9	9 Jorge NAVARRO	SPA	Flexbox HP40	KALEX	<b>1'35.148</b>	15 18	0.795 0.050	<b>258.9</b>
10	19 Lorenzo DALLA PORTA	ITA	Italtrans Racing Team	KALEX	<b>1'35.164</b>	16 18	0.811 0.016	<b>258.9</b>
11	96 Jake DIXON	GBR	Zinia GASGAS Aspar Team	KALEX	<b>1'35.170</b>	19 19	0.817 0.006	<b>256.2</b>
12	75 Albert ARENAS	SPA	Zinia GASGAS Aspar Team	KALEX	<b>1'35.188</b>	14 19	0.835 0.018	<b>260.8</b>
13	16 Joe ROBERTS	USA	Italtrans Racing Team	KALEX	<b>1'35.217</b>	13 18	0.864 0.029	<b>255.3</b>
14	64 Bo BENDSNEYDER	NED	Pertamina Mandalika SAG Team	KALEX	<b>1'35.264</b>	15 19	0.911 0.047	<b>255.3</b>
15	13 Celestino VIETTI	ITA	Mooney VR46 Racing Team	KALEX	<b>1'35.267</b>	7 19	0.914 0.003	<b>259.9</b>
16	23 Marcel SCHROTTER	GER	Liqui Moly Intact GP	KALEX	<b>1'35.285</b>	13 17	0.932 0.018	<b>259.9</b>
17	51 Pedro ACOSTA	SPA	Red Bull KTM Ajo	KALEX	<b>1'35.327</b>	15 17	0.974 0.042	<b>261.8</b>
18	7 Barry BALTUS	BEL	RW Racing GP	KALEX	<b>1'35.485</b>	7 18	1.132 0.158	<b>258.0</b>
19	18 Manuel GONZALEZ	SPA	Yamaha VR46 Master Camp Team	KALEX	<b>1'35.561</b>	19 19	1.208 0.076	<b>256.2</b>
20	40 Aron CANET	SPA	Flexbox HP40	KALEX	<b>1'35.564</b>	14 16	1.211 0.003	<b>254.4</b>
21	52 Jeremy ALCOBA	SPA	Liqui Moly Intact GP	KALEX	<b>1'35.597</b>	17 19	1.244 0.033	<b>260.8</b>
22	61 Alessandro ZACCONE	ITA	Gresini Racing Moto2	KALEX	<b>1'35.654</b>	18 20	1.301 0.057	<b>257.1</b>
23	28 Niccolò ANTONELLI	ITA	Mooney VR46 Racing Team	KALEX	<b>1'35.666</b>	14 18	1.313 0.012	<b>258.9</b>
24	42 Marcos RAMIREZ	SPA	MV Agusta Forward Racing	MV AGUSTA	<b>1'35.734</b>	15 19	1.381 0.068	<b>258.0</b>
25	84 Zonta VAN DEN GOORBE	NED	RW Racing GP	KALEX	<b>1'36.122</b>	16 19	1.769 0.388	<b>258.0</b>
26	4 Sean Dylan KELLY	USA	American Racing	KALEX	<b>1'36.156</b>	16 20	1.803 0.034	<b>256.2</b>
27	24 Simone CORSI	ITA	MV Agusta Forward Racing	MV AGUSTA	<b>1'36.371</b>	8 18	2.018 0.215	<b>253.5</b>
28	33 Rory SKINNER	GBR	American Racing	KALEX	<b>1'36.378</b>	12 13	2.025 0.007	<b>252.6</b>
29	8 Senna AGIUS	AUS	Elf Marc VDS Racing Team	KALEX	<b>1'36.575</b>	14 18	2.222 0.197	<b>257.1</b>
30	29 Taiga HADA	JPN	Pertamina Mandalika SAG Team	KALEX	<b>1'36.669</b>	19 19	2.316 0.094	<b>258.0</b>
31	81 Keminh KUBO	THA	Yamaha VR46 Master Camp Team	KALEX	<b>1'36.782</b>	6 13	2.429 0.113	<b>256.2</b>

Practice condition: Dry

Air: 26°

Humidity: 56%

Ground: 29°

<b>Fastest Lap:</b>	Lap: 14	<b>Somkiat CHANTRA</b>	<b>1'34.353</b>	165.8 Km/h
<b>Best Race Lap:</b>		<b>New track layout</b>		
<b>All Time Lap Record:</b>	2022	<b>Somkiat CHANTRA</b>	<b>1'34.353</b>	165.8 Km/h

The results are provisional until the end of the limit for protest and appeals.

Time limit for protest expires 30' after publication of the results - ..... Time: .....

These data/results cannot be reproduced, stored and/or transmitted in whole or in part by any manner of electronic, mechanical, photocopying, recording, broadcasting or otherwise now known or herein after developed without the previous express consent by the copyright owner, except for reproduction in daily press and regular printed publications on sale to the public within 60 days of the event related to those data/results and always provided that copyright symbol appears together as follows below.

© DORNA, 2022

Official MotoGP Timing by TISSOT  
www.motogp.com

Spielberg, Friday, August 19, 2022

moto2™



## CryptoDATA MOTORRAD GRAND PRIX VON ÖSTERREICH

## Free Practice Nr. 2

## Combined Free Practice Times

7

	Rider	Nation	Team	MOTORCYCLE	FP1	FP2	Gap
1	35 <b>S.CHANTRA</b>	THA	IDEMITSU Honda Team Asia	KALEX	1'35.387 18	<b>1'34.353</b> 14	
2	79 <b>A.OGURA</b>	JPN	IDEMITSU Honda Team Asia	KALEX	1'35.390 19	<b>1'34.408</b> 15	0.055 0.055
3	37 <b>A.FERNANDEZ</b>	SPA	Red Bull KTM Ajo	KALEX	1'35.161 17	<b>1'34.664</b> 15	0.311 0.256
4	14 <b>T.ARBOLINO</b>	ITA	Elf Marc VDS Racing Team	KALEX	1'35.596 16	<b>1'34.707</b> 14	0.354 0.043
5	21 <b>A.LOPEZ</b>	SPA	CAG Speed Up	BOSCOSCURO	1'35.950 17	<b>1'34.898</b> 18	0.545 0.191
6	96 <b>J.DIXON</b>	GBR	Zinia GASGAS Aspar Team	KALEX	<b>1'35.000</b> 18	1'35.170 19	0.647 0.102
7	6 <b>C.BEAUBIER</b>	USA	American Racing	KALEX	1'35.670 17	<b>1'35.022</b> 16	0.669 0.022
8	54 <b>F.ALDEGUER</b>	SPA	CAG Speed Up	BOSCOSCURO	1'35.465 17	<b>1'35.087</b> 12	0.734 0.065
9	12 <b>F.SALAC</b>	CZE	Gresini Racing Moto2	KALEX	1'35.435 16	<b>1'35.098</b> 14	0.745 0.011
10	9 <b>J.NAVARRO</b>	SPA	Flexbox HP40	KALEX	1'35.935 15	<b>1'35.148</b> 15	0.795 0.050
11	19 <b>L.DALLA PORTA</b>	ITA	Italtrans Racing Team	KALEX	1'35.186 19	<b>1'35.164</b> 16	0.811 0.016
12	75 <b>A.ARENAS</b>	SPA	Zinia GASGAS Aspar Team	KALEX	1'35.352 15	<b>1'35.188</b> 14	0.835 0.024
13	16 <b>J.ROBERTS</b>	USA	Italtrans Racing Team	KALEX	1'36.454 19	<b>1'35.217</b> 13	0.864 0.029
14	64 <b>B.BENDSNEYDEI</b>	NED	Pertamina Mandalika SAG Team	KALEX	1'35.898 16	<b>1'35.264</b> 15	0.911 0.047
15	13 <b>C.VIETTI</b>	ITA	Mooney VR46 Racing Team	KALEX	1'35.464 16	<b>1'35.267</b> 7	0.914 0.003
16	23 <b>M.SCHROTTER</b>	GER	Liqui Moly Intact GP	KALEX	1'35.572 18	<b>1'35.285</b> 13	0.932 0.018
17	51 <b>P.ACOSTA</b>	SPA	Red Bull KTM Ajo	KALEX	1'35.709 17	<b>1'35.327</b> 15	0.974 0.042
18	7 <b>B.BALTUS</b>	BEL	RW Racing GP	KALEX	1'35.943 16	<b>1'35.485</b> 7	1.132 0.158
19	18 <b>M.GONZALEZ</b>	SPA	Yamaha VR46 Master Camp Team	KALEX	1'37.110 8	<b>1'35.561</b> 19	1.208 0.076
20	40 <b>A.CANET</b>	SPA	Flexbox HP40	KALEX	1'35.706 17	<b>1'35.564</b> 14	1.211 0.003
21	52 <b>J.ALCOBA</b>	SPA	Liqui Moly Intact GP	KALEX	1'36.113 15	<b>1'35.597</b> 17	1.244 0.033
22	61 <b>A.ZACCONE</b>	ITA	Gresini Racing Moto2	KALEX	1'36.250 19	<b>1'35.654</b> 18	1.301 0.057
23	28 <b>N.ANTONELLI</b>	ITA	Mooney VR46 Racing Team	KALEX	1'36.381 17	<b>1'35.666</b> 14	1.313 0.012
24	42 <b>M.RAMIREZ</b>	SPA	MV Agusta Forward Racing	MV AGUSTA	1'36.060 16	<b>1'35.734</b> 15	1.381 0.068
25	84 <b>Z.VAN DEN GOOI</b>	NED	RW Racing GP	KALEX	1'36.918 16	<b>1'36.122</b> 16	1.769 0.388
26	4 <b>S.KELLY</b>	USA	American Racing	KALEX	1'37.254 18	<b>1'36.156</b> 16	1.803 0.034
27	24 <b>S.CORSI</b>	ITA	MV Agusta Forward Racing	MV AGUSTA	1'36.469 18	<b>1'36.371</b> 8	2.018 0.215
28	33 <b>R.SKINNER</b>	GBR	American Racing	KALEX	1'37.165 18	<b>1'36.378</b> 12	2.025 0.007
29	8 <b>S.AGIUS</b>	AUS	Elf Marc VDS Racing Team	KALEX	1'37.870 16	<b>1'36.575</b> 14	2.222 0.197
30	29 <b>T.HADA</b>	JPN	Pertamina Mandalika SAG Team	KALEX	1'37.740 16	<b>1'36.669</b> 19	2.316 0.094
31	81 <b>K.KUBO</b>	THA	Yamaha VR46 Master Camp Team	KALEX	1'37.117 15	<b>1'36.782</b> 6	2.429 0.113

<b>Pole Position Record:</b>		<b>New track layout</b>		
<b>Best Race Lap:</b>		<b>New track layout</b>		
<b>All Time Lap Record:</b>	2022	<b>Somkiat CHANTRA</b>	<b>1'34.353</b>	165.8 Km/h

The results are provisional until the end of the limit for protest and appeals.

Time limit for protest expires 60' after publication of the results - ..... Time: .....

These data/results cannot be reproduced, stored and/or transmitted in whole or in part by any manner of electronic, mechanical, photocopying, recording, broadcasting or otherwise now known or herein after developed without the previous express consent by the copyright owner, except for reproduction in daily press and regular printed publications on sale to the public within 60 days of the event related to those data/results and always provided that copyright symbol appears together as follows below.

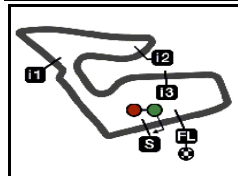
© DORNA, 2022

Official MotoGP Timing by TISSOT

www.motogp.com

Spielberg, Friday, August 19, 2022





4348 m.

## CryptoDATA MOTORRAD GRAND PRIX VON ÖSTERREICH

## Free Practice Nr. 2

## Top Speed &amp; Average

8



Rider	Nation	Motorcycle	Top 5 speeds					Average	Top
35 Somkiat CHANTRA	THA	KALEX	261.8	259.9	259.9	258.0	258.0	258.7	261.8
51 Pedro ACOSTA	SPA	KALEX	261.8	259.9	259.9	259.9	259.9	260.3	261.8
52 Jeremy ALCOBA	SPA	KALEX	260.8	258.9	258.0	258.0	258.0	258.7	260.8
75 Albert ARENAS	SPA	KALEX	260.8	258.9	258.0	258.0	257.1	257.8	260.8
13 Celestino VIETTI	ITA	KALEX	259.9	257.1	257.1	257.1	257.1	257.6	259.9
14 Tony ARBOLINO	ITA	KALEX	259.9	258.9	258.9	258.0	258.0	258.5	259.9
23 Marcel SCHROTTER	GER	KALEX	259.9	258.9	258.9	258.0	258.0	258.5	259.9
9 Jorge NAVARRO	SPA	KALEX	258.9	258.9	258.9	258.9	258.9	258.9	258.9
19 Lorenzo DALLA PORTA	ITA	KALEX	258.9	258.0	258.0	258.0	257.1	257.5	258.9
28 Niccolò ANTONELLI	ITA	KALEX	258.9	258.0	258.0	258.0	258.0	258.1	258.9
7 Barry BALTUS	BEL	KALEX	258.0	258.0	258.0	256.2	256.2	257.1	258.0
12 Filip SALAC	CZE	KALEX	258.0	258.0	257.1	257.1	257.1	257.5	258.0
29 Taiga HADA	JPN	KALEX	258.0	256.2	256.2	255.3	255.3	255.9	258.0
42 Marcos RAMIREZ	SPA	MV AGUSTA	258.0	255.3	255.3	254.4	254.4	254.9	258.0
84 Zonta VAN DEN GOORBERGH	NED	KALEX	258.0	257.1	257.1	257.1	257.1	257.3	258.0
6 Cameron BEAUBIER	USA	KALEX	257.1	256.2	254.4	254.4	254.4	254.8	257.1
8 Senna AGIUS	AUS	KALEX	257.1	257.1	257.1	257.1	257.1	257.1	257.1
37 Augusto FERNANDEZ	SPA	KALEX	257.1	255.3	255.3	255.3	255.3	255.6	257.1
61 Alessandro ZACCONE	ITA	KALEX	257.1	256.2	255.3	255.3	255.3	255.8	257.1
79 Ai OGURA	JPN	KALEX	257.1	257.1	256.2	256.2	256.2	256.4	257.1
4 Sean Dylan KELLY	USA	KALEX	256.2	256.2	255.3	254.4	254.4	255.0	256.2
18 Manuel GONZALEZ	SPA	KALEX	256.2	255.3	255.3	254.4	254.4	255.1	256.2
54 Fermín ALDEGUER	SPA	BOSCOSCURO	256.2	256.2	256.2	255.3	255.3	255.8	256.2
81 Keminth KUBO	THA	KALEX	256.2	254.4	254.4	253.5	252.6	254.0	256.2
96 Jake DIXON	GBR	KALEX	256.2	256.2	255.3	255.3	255.3	255.6	256.2
16 Joe ROBERTS	USA	KALEX	255.3	255.3	254.4	254.4	254.4	254.6	255.3
64 Bo BENDSNEYDER	NED	KALEX	255.3	255.3	254.4	254.4	254.4	254.7	255.3
21 Alonso LOPEZ	SPA	BOSCOSCURO	254.4	254.4	253.5	253.5	253.5	253.7	254.4
40 Aron CANET	SPA	KALEX	254.4	254.4	253.5	253.5	253.5	253.8	254.4
24 Simone CORSI	ITA	MV AGUSTA	253.5	252.6	251.7	251.7	250.8	251.6	253.5
33 Rory SKINNER	GBR	KALEX	252.6	252.6	251.7	250.8	250.8	251.7	252.6

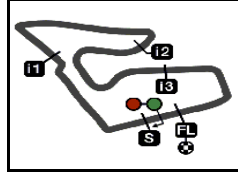
These data/results cannot be reproduced, stored and/or transmitted in whole or in part by any manner of electronic, mechanical, photocopying, recording, broadcasting or otherwise now known or herein after developed without the previous express consent by the copyright owner, except for reproduction in daily press and regular printed publications on sale to the public within 60 days of the event related to those data/results and always provided that copyright symbol appears together as follows below.

© DORNA, 2022

Official MotoGP Timing by TISSOT  
www.motogp.com



Spielberg, Friday, August 19, 2022



4348 m.

## CryptoDATA MOTORRAD GRAND PRIX VON ÖSTERREICH

## Free Practice Nr. 2

## Chronological Analysis of Performances

9

\* Lap / Sector time cancelled

T1 Time from finish line to 1st intermediate

T3 Time from 2nd intermed. to 3rd intermed.

P Crossing the finish line in pit lane

T2 Time from 1st intermed. to 2nd intermed.

T4 Time from 3rd intermediate to finish line

Lap	Lap Time	T1	T2	T3	T4	Speed	Lap	Lap Time	T1	T2	T3	T4	Speed	
<b>1st</b>	<b>35</b>	<b>Somkiat CHANTRA</b>			IDEMITSU Honda Tea THA			2	<b>1'36.962</b>	27.045	27.209	25.069	17.639	253.5
		Runs=1	Total laps=19	Full laps=11			3	<b>1'36.026</b>	26.674	27.069	24.827	17.456	253.5	
1	3'09.180	27.198	27.869	25.902	17.749		4	<b>1'35.470</b>	26.553	26.881	24.706	17.330	253.5	
2	<b>1'36.493</b>	27.172	26.855	25.082	17.384	258.0	5	<b>1'35.304</b>	26.519	26.787	24.669	17.329	254.4	
3	<b>1'35.947</b>	26.583	26.966	25.081	17.317	258.0	6	<b>1'43.035</b>	<b>26.317</b>	27.292	26.990	22.436	255.3	
4	<b>1'35.061</b>	26.404	26.601	24.813	17.243	258.0	7	<b>1'37.566</b>	26.731	27.294	25.240	18.301	255.3	
5	<b>1'36.221</b>	26.479	27.409	25.018	17.315	259.9	8	1'37.382 *	27.61 *	27.227	24.805	17.739	255.3	
6	<b>1'36.381</b>	26.375	26.771	25.354	17.881	<b>261.8</b>	9	<b>1'36.300</b>	26.524	27.413	24.835	17.528	<b>257.1</b>	
7	<b>1'35.148</b>	26.193	26.640	24.948	17.367	257.1	10	<b>1'35.224</b>	26.356	26.846	24.689	17.333	255.3	
8	<b>1'35.054</b>	26.266	26.696	24.783	17.309	258.0	11	1'41.982 P	27.091	27.839	25.270	21.782	254.4	
9	1'35.410 *	26.33 *	26.712	25.054	17.311	256.2	12	12'01.735	20.020	28.764	25.423	17.531		
10	<b>1'35.575</b>	26.431	26.800	24.948	17.396	258.0	13	<b>1'34.957</b>	26.412	26.683	24.683	<b>17.179</b>	253.5	
11	1'42.561 P	26.381	26.673	24.815	24.692	256.2	14	<b>1'34.676</b>	26.361	<b>26.522</b>	24.527	17.266	254.4	
12	9'55.532	21.231	27.281	25.456	17.372		15	<b>1'34.664</b>	26.326	26.541	<b>24.520</b>	17.277	254.4	
13	<b>1'34.889</b>	26.302	26.556	24.855	17.176	256.2	16	<b>1'40.402</b>	26.426	28.678	26.697	18.601	250.8	
14	<b>1'34.353</b>	<b>26.098</b>	<b>26.371</b>	<b>24.743</b>	<b>17.141</b>	258.0	17	1'42.502 *	27.567	30.032	27.137	17.766 *	254.4	
15	1'38.832 *	26.66 *	29.873	25.075	17.219	258.0	18	<b>1'35.582</b>	26.436	26.848	24.787	17.511	255.3	
16	1'41.340 *	29.65 *	29.527	24.922	17.235	257.1								
17	<b>1'34.890</b>	26.252	26.456	24.835	17.347	256.2	<b>4th</b>	<b>14</b>	<b>Tony ARBOLINO</b>			Elf Marc VDS Racing	ITA	
18	1'36.235 *	26.438	26.743	25.294	17.760 *	258.0			Runs=1	Total laps=16	Full laps=11			
19	1'35.111 *	26.218	26.784 *	24.840	17.269	259.9	1	3'10.677	20.619	32.861	29.796	20.820		
							2	<b>1'37.071</b>	27.165	27.151	25.153	17.602	256.2	
<b>2nd</b>	<b>79</b>	<b>Ai OGURA</b>			IDEMITSU Honda Tea JPN			3	<b>1'35.631</b>	26.474	26.803	24.939	17.415	257.1
		Runs=1	Total laps=18	Full laps=12			4	<b>1'35.250</b>	26.399	26.794	24.730	17.327	258.0	
1	3'10.212	20.363	27.858	25.698	17.856		5	<b>1'39.871</b>	26.454	27.707	27.989	17.721	258.0	
2	<b>1'35.897</b>	26.706	26.701	25.106	17.384	<b>257.1</b>	6	<b>1'35.838</b>	26.360	26.877	25.112	17.489	258.9	
3	1'40.303 *	27.99 *	29.435	25.292	17.583	256.2	7	<b>1'35.755</b>	26.603	26.731	25.048	17.373	257.1	
4	<b>1'35.189</b>	26.467	26.525	24.855	17.342	255.3	8	<b>1'35.759</b>	26.484	26.816	24.981	17.478	257.1	
5	<b>1'35.321</b>	26.417	26.615	24.965	17.324	256.2	9	1'46.243 P	28.060	28.091	25.683	24.409	258.0	
6	<b>1'34.941</b>	26.254	26.539	24.832	17.316	256.2	10	14'23.021	27.623	33.733	31.544	20.666		
7	<b>1'35.208</b>	26.257	26.523	24.995	17.433	256.2	11	<b>1'43.954</b>	27.755	33.673	25.144	17.382	252.6	
8	<b>1'35.156</b>	26.218	26.633	24.980	17.325	256.2	12	<b>1'39.178</b>	26.938	29.868	24.940	17.432	257.1	
9	<b>1'34.968</b>	26.247	26.486	24.866	17.369	256.2	13	<b>1'40.936</b>	26.351	32.410	24.838	17.337	258.0	
10	<b>1'35.401</b>	26.343	26.756	24.969	17.333	255.3	14	<b>1'34.707</b>	26.318	<b>26.490</b>	24.673	<b>17.226</b>	258.0	
11	1'51.344 P	26.358	30.584	28.636	25.766	255.3	15	1'35.336 *	<b>26.215</b>	26.630	<b>24.660</b>	17.831 *	258.9	
12	11'29.295	20.130	28.189	25.866	17.566		16	1'35.428 *	26.393	26.826 *	24.744	17.465	<b>259.9</b>	
13	<b>1'35.743</b>	26.625	26.786	25.053	17.279	253.5	<b>5th</b>	<b>21</b>	<b>Alonso LOPEZ</b>			CAG Speed Up	SPA	
14	<b>1'35.107</b>	26.229	26.755	24.876	17.247	254.4			Runs=1	Total laps=20	Full laps=12			
15	<b>1'34.408</b>	<b>26.112</b>	<b>26.385</b>	<b>24.677</b>	17.234	255.3	1	1'51.086	19.208	28.127	25.502	17.718		
16	<b>1'34.753</b>	26.211	26.602	24.708	<b>17.232</b>	255.3	2	<b>1'35.866</b>	26.564	26.933	25.010	17.359	251.7	
17	1'35.387 *	26.228	26.654	24.935	17.570 *	257.1	3	1'35.823 *	26.48 *	26.993	24.947	17.395	<b>254.4</b>	
18	1'35.121 *	26.203	26.731 *	24.896	17.291	256.2	4	<b>1'36.202</b>	26.456	27.026	25.213	17.507	249.1	
<b>3rd</b>	<b>37</b>	<b>Augusto FERNAND</b>			Red Bull KTM Ajo SPA			5	<b>1'35.185</b>	26.336	26.833	24.780	17.236	252.6
		Runs=1	Total laps=18	Full laps=13			6	<b>1'37.281</b>	27.045	27.615	25.212	17.409	253.5	
1	2'49.585	21.898	29.224	26.111	17.822		7	<b>1'35.772</b>	26.386	26.935	25.059	17.392	254.4	

**Fastest Lap:** Somkiat CHANTRA IDEMITSU Honda Tea THA **1'34.353** 26.098 26.371 24.743 17.141

These data/results cannot be reproduced, stored and/or transmitted in whole or in part by any manner of electronic, mechanical, photocopying, recording, broadcasting or otherwise now known or herein after developed without the previous express consent by the copyright owner, except for reproduction in daily press and regular printed publications on sale to the public within 60 days of the event related to those data/results and always provided that copyright symbol appears together as follows below.  
© DORNA, 2022



# Free Practice Nr. 2

# Moto2

Lap	Lap Time	T1	T2	T3	T4	Speed	Lap	Lap Time	T1	T2	T3	T4	Speed	
8	<b>1'36.587</b>	26.879	27.269	25.111	17.328	252.6	<b>8th 12</b>	<b>Filip SALAC</b>			Gresini Racing Moto2 CZE			
9	<b>1'35.729</b>	26.360	26.973	25.033	17.363	253.5		Runs=1	Total laps=18	Full laps=5				
10	<b>1'35.680</b>	26.328	26.924	25.131	17.297	253.5		1	2'43.339	19.904	29.663	26.368	18.453	
11	1'44.283 P	26.926	28.262	25.249	23.846	252.6		2	1'43.893 *	27.80*	28.634	27.174	20.276	253.5
12	10'01.881	18.449	27.656	25.068	17.263			3	1'37.070 *	26.911	27.096	25.157*	17.906*	256.2
13	<b>1'38.248</b>	26.652	29.505	24.877	17.214	250.0		4	1'36.757 *	26.916	27.213	24.946	17.682*	256.2
14	1'35.910 *	26.262	27.001	24.777*	17.870	253.5		5	<b>1'36.167</b>	26.723	26.952	24.954	17.538	255.3
15	<b>1'35.053</b>	26.219	26.966	24.696	17.172	250.0		6	1'35.867 *	26.535	26.992	24.860*	17.480	258.0
16	1'35.472 *	26.30*	27.095	24.804*	17.264	253.5		7	<b>1'47.899</b>	26.439	26.880	36.561	18.019	257.1
17	<b>1'35.110</b>	26.355	26.826	24.681	17.248	253.5		8	1'37.129 *	26.859	27.044	25.518	17.708*	254.4
18	<b>1'34.898</b>	26.196	26.829	24.615	17.258	253.5		9	<b>1'36.550</b>	26.552	26.925	25.326	17.747	255.3
19	1'36.505 *	26.261	27.590*	25.063	17.591*	253.5		10	1'45.502 P	26.537	28.740	26.561	23.664	253.5
20	1'35.199 *	26.216	26.858	24.846*	17.279	252.6		11	11'23.703	19.757	28.863	25.860	20.030	
<b>6th 6</b>	<b>Cameron BEAUBIE</b>			American Racing		USA		12	1'36.430 *	26.523	26.998	25.202	17.707*	255.3
	Runs=1	Total laps=20	Full laps=16					13	1'35.803 *	26.261	27.186	24.904	17.452*	256.2
1	2'29.404	20.607	28.795	25.917	18.180			14	<b>1'35.098</b>	26.322	26.616	24.745	17.415	257.1
2	<b>1'39.429</b>	26.977	27.463	26.524	18.465	256.2		15	1'36.158 *	26.265	27.181	24.959*	17.753	258.0
3	<b>1'37.140</b>	26.611	27.099	25.318	18.112	254.4		16	<b>1'42.641</b>	26.203	26.717	26.879	22.842	257.1
4	<b>1'36.128</b>	26.545	26.849	25.112	17.622	254.4	17	1'36.034 *	26.407	26.976	25.081	17.570*	256.2	
5	<b>1'36.214</b>	26.809	26.771	25.089	17.545	257.1	18	1'36.199 *	26.366	27.028*	25.166	17.639	255.3	
6	<b>1'36.125</b>	26.595	26.844	25.133	17.553	254.4								
7	<b>1'35.993</b>	26.451	26.848	25.181	17.513	253.5	<b>9th 9</b>	<b>Jorge NAVARRO</b>			Flexbox HP40			SPA
8	<b>1'36.187</b>	26.457	26.798	25.308	17.624	254.4	Runs=1	Total laps=18	Full laps=9					
9	<b>1'39.873</b>	28.638	27.146	25.477	18.612	254.4	1	2'28.906	20.962	29.686	25.741	18.632		
10	<b>1'36.726</b>	26.585	27.196	25.336	17.609	252.6	2	<b>1'42.545</b>	27.081	27.466	26.883	21.115	258.9	
11	<b>1'36.335</b>	26.622	27.005	25.142	17.566	252.6	3	1'36.285 *	26.758	27.108	24.882*	17.537	258.9	
12	<b>1'36.354</b>	26.620	26.791	25.292	17.651	251.7	4	<b>1'36.073</b>	26.610	27.094	24.883	17.486	258.9	
13	1'47.015 P	27.414	28.311	26.149	25.141	251.7	5	1'39.311 *	28.96*	27.799	24.975	17.573	258.9	
14	9'04.600	18.396	28.075	25.524	17.471		6	<b>1'35.702</b>	26.550	26.795	24.915	17.442	257.1	
15	<b>1'35.440</b>	26.362	26.674	25.065	17.339	252.6	7	<b>1'35.752</b>	26.463	26.892	24.951	17.446	258.0	
16	<b>1'35.022</b>	26.239	26.600	24.843	17.340	254.4	8	1'36.386 *	26.636	27.044	24.939*	17.767	258.9	
17	<b>1'40.887</b>	30.105	27.698	25.374	17.710	254.4	9	1'48.573 P	30.511	27.587	25.774	24.701	257.1	
18	<b>1'39.786</b>	26.568	27.086	26.572	19.560	254.4	10	11'43.092 *	20.048	28.408	25.419*	17.668		
19	1'38.093 *	26.543	27.752*	25.506	18.292*	254.4	11	<b>1'35.715</b>	26.553	26.784	25.051	17.327	253.5	
20	<b>1'35.919</b>	26.591	26.729	25.068	17.531	253.5	12	1'35.431 *	26.465	26.675	24.891*	17.400	256.2	
<b>7th 54</b>	<b>Fermín ALDEGUER</b>			CAG Speed Up		SPA	13	<b>1'35.578</b>	26.540	26.688	24.796	17.554	258.0	
	Runs=1	Total laps=15	Full laps=7				14	<b>1'35.270</b>	26.404	26.524	25.003	17.339	254.4	
1	3'06.624	20.705	29.683	27.726	18.057		15	<b>1'35.148</b>	26.372	26.516	24.865	17.395	256.2	
2	1'40.487 *	26.716	27.646	27.724*	18.401	254.4	16	<b>1'37.775</b>	26.464	26.680	26.826	17.805	255.3	
3	<b>1'35.769</b>	26.482	26.917	24.904	17.466	256.2	17	1'35.556 *	26.372	26.750	25.044	17.390*	257.1	
4	<b>1'35.200</b>	26.319	26.728	24.772	17.381	254.4	18	1'43.805 *	29.59*	31.124*	25.399*	17.689	256.2	
5	1'39.593 *	27.28*	27.838	26.939	17.532	254.4								
6	<b>1'37.314</b>	26.351	27.896	25.351	17.716	255.3	<b>10th 19</b>	<b>Lorenzo DALLA PO</b>			Italtrans Racing Team			ITA
7	<b>1'35.484</b>	26.227	27.039	24.770	17.448	256.2	Runs=1	Total laps=18	Full laps=11					
8	<b>1'36.375</b>	26.306	27.021	25.363	17.685	256.2	1	2'27.878	21.835	29.757	26.311	18.155		
9	1'43.726 P	27.145	27.700	25.740	23.141	255.3	2	<b>1'37.957</b>	27.488	27.388	25.325	17.756	258.0	
10	17'12.901	20.020	28.302	25.956	17.738		3	1'36.786 *	27.026	27.067	25.121*	17.572	258.0	
11	<b>1'36.195</b>	26.544	26.905	25.163	17.583	252.6	4	<b>1'36.188</b>	26.814	26.822	25.076	17.476	256.2	
12	<b>1'35.087</b>	26.153	26.726	24.873	17.335	254.4	5	<b>1'35.661</b>	26.567	26.623	24.992	17.479	256.2	
13	1'38.700 *	26.169	28.975	25.892*	17.664	254.4	6	<b>1'35.502</b>	26.512	26.602	24.926	17.462	258.0	
14	1'35.310 *	26.213	26.783*	24.811*	17.503	255.3	7	<b>1'35.722</b>	26.495	26.759	25.033	17.435	257.1	
15	1'35.309 *	26.086	26.977	24.891*	17.355	254.4	8	1'42.708 *	26.540	33.518	25.125*	17.525	257.1	
							9	1'42.189 P	26.606	26.838	25.310	23.435	258.9	
							10	12'50.143	20.734	28.064	25.730	17.569		
							11	<b>1'36.200</b>	26.614	26.863	25.174	17.549	254.4	
							12	<b>1'35.272</b>	26.409	26.539	24.984	17.340	256.2	

**Fastest Lap:** Somkiat CHANTRA IDEMITSU Honda Tea THA **1'34.353** 26.098 26.371 24.743 17.141

These data/results cannot be reproduced, stored and/or transmitted in whole or in part by any manner of electronic, mechanical, photocopying, recording, broadcasting or otherwise now known or herein after developed without the previous express consent by the copyright owner, except for reproduction in daily press and regular printed publications on sale to the public within 60 days of the event related to those data/results and always provided that copyright symbol appears together as follows below.  
© DORNA, 2022

## Free Practice Nr. 2

## Moto2

Lap	Lap Time	T1	T2	T3	T4	Speed	Lap	Lap Time	T1	T2	T3	T4	Speed
13	1'35.368 *	26.288	26.650	25.056*	17.374	257.1	4	1'36.824 *	26.75*	27.187	25.235	17.646	253.5
14	<b>1'35.456</b>	26.428	26.721	24.950	17.357	257.1	5	<b>1'37.126</b>	26.899	27.305	25.219	17.703	253.5
15	<b>1'35.264</b>	26.370	<b>26.508</b>	24.963	17.423	257.1	6	<b>1'36.102</b>	26.714	26.939	24.943	17.506	254.4
16	<b>1'35.164</b>	<b>26.257</b>	26.636	24.966	<b>17.305</b>	257.1	7	<b>1'36.137</b>	26.611	27.046	24.993	17.487	254.4
17	1'46.152 *	31.23*	31.931	25.303	17.686	257.1	8	<b>1'35.939</b>	26.538	26.942	24.923	17.536	254.4
18	<b>1'35.261</b>	26.364	26.647	<b>24.906</b>	17.344	257.1	9	1'44.478 P	26.825	27.470	25.540	24.643	255.3

### 11th **96** Jake DIXON Zinia GASGAS Aspar GBR

Runs=2 Total laps=19 Full laps=11

1	3'08.930	25.081	29.416	28.644	17.937	
2	1'36.444 *	26.829	26.799	25.303*	17.513	254.4
3	<b>1'35.772</b>	26.549	26.836	24.966	17.421	253.5
4	<b>1'35.242</b>	26.510	<b>26.634</b>	<b>24.678</b>	17.420	255.3
5	<b>1'36.129</b>	26.587	26.914	25.073	17.555	<b>256.2</b>
6	<b>1'35.748</b>	26.565	26.791	24.917	17.475	255.3
7	<b>1'35.341</b>	26.314	26.748	24.831	17.448	254.4
8	<b>1'35.901</b>	26.375	26.801	25.136	17.589	256.2
9	1'44.392 P	26.725	27.079	26.703	23.885	255.3
10	6'13.061	19.475	27.571	25.712	17.883	
11	1'36.804 *	26.761	27.022	25.319*	17.702	251.7
12	<b>1'35.784</b>	26.483	26.704	25.023	17.574	254.4
13	<b>1'35.679</b>	26.460	26.754	24.978	17.487	254.4
14	1'42.592 P	26.364	26.855	26.161	23.212	253.5
15	6'04.242 *	19.984	27.480	25.440*	17.621	
16	<b>1'35.608</b>	26.502	26.837	24.869	<b>17.400</b>	252.6
17	<b>1'37.158</b>	27.537	26.955	25.051	17.615	254.4
18	1'37.256 *	27.180	27.254*	25.189*	17.633	253.5
19	<b>1'35.170</b>	<b>26.307</b>	26.634	24.804	17.425	255.3

### 12th **75** Albert ARENAS Zinia GASGAS Aspar SPA

Runs=1 Total laps=19 Full laps=14

1	2'51.063 *	23.895	29.471	26.004*	18.003	
2	<b>1'36.928</b>	26.945	27.262	24.910	17.811	258.0
3	<b>1'36.399</b>	26.714	27.139	24.894	17.652	258.0
4	<b>1'35.617</b>	26.579	26.840	<b>24.761</b>	17.437	<b>260.8</b>
5	1'36.865 *	26.668	27.369	25.010*	17.818	258.9
6	<b>1'35.750</b>	26.629	26.842	24.809	17.470	257.1
7	<b>1'41.857</b>	26.627	29.913	26.692	18.625	257.1
8	<b>1'36.117</b>	26.689	26.967	24.987	17.474	257.1
9	<b>1'35.484</b>	26.511	26.780	24.869	17.324	255.3
10	<b>1'37.807</b>	26.547	29.020	24.866	17.374	256.2
11	1'42.326 P	26.533	27.091	25.670	23.032	256.2
12	10'38.819	19.310	33.224	25.322	17.571	
13	<b>1'41.160</b>	26.596	31.063	26.010	17.491	255.3
14	<b>1'35.188</b>	26.380	26.737	24.783	<b>17.288</b>	256.2
15	<b>1'35.366</b>	26.428	26.691	24.864	17.383	257.1
16	<b>1'35.199</b>	<b>26.365</b>	<b>26.678</b>	24.830	17.326	257.1
17	<b>1'45.173</b>	30.024	32.565	25.102	17.482	256.2
18	1'40.301 *	28.46*	28.860*	25.456	17.523	257.1
19	<b>1'35.254</b>	26.450	26.705	24.763	17.336	255.3

### 13th **16** Joe ROBERTS Italtrans Racing Team USA

Runs=1 Total laps=18 Full laps=12

1	2'28.060	21.097	29.729	26.346	18.159	
2	<b>1'40.033</b>	28.817	27.424	26.015	17.777	<b>255.3</b>
3	<b>1'37.075</b>	27.100	27.174	25.232	17.569	254.4

10	12'49.221	23.772	30.402	26.089	17.685	
11	<b>1'36.313</b>	26.804	27.100	25.048	17.361	250.8
12	1'35.547 *	26.518	26.922	24.811	17.296*	253.5
13	<b>1'35.217</b>	<b>26.369</b>	26.733	24.837	17.278	254.4
14	<b>1'35.343</b>	26.403	26.868	24.810	<b>17.262</b>	253.5
15	<b>1'35.663</b>	26.460	26.906	24.893	17.404	253.5
16	<b>1'35.331</b>	26.430	<b>26.678</b>	24.864	17.359	253.5
17	1'45.562 *	30.50*	29.377*	28.057	17.623	253.5
18	<b>1'35.340</b>	26.418	26.767	<b>24.808</b>	17.347	254.4

### 14th **64** Bo BENDSNEYDER Pertamina Mandalika NED

Runs=1 Total laps=19 Full laps=13

1	2'12.921	20.683	29.079	26.395	18.415	
2	<b>1'38.514</b>	27.914	27.864	25.230	17.506	249.1
3	<b>1'36.113</b>	26.735	26.925	24.952	17.501	252.6
4	1'36.685 *	27.01*	26.968	25.063	17.639	254.4
5	1'36.687 *	27.256	26.905	24.954*	17.572	253.5
6	<b>1'36.320</b>	26.860	26.992	24.976	17.492	251.7
7	<b>1'35.995</b>	26.672	26.961	24.953	17.409	252.6
8	<b>1'35.969</b>	26.628	26.919	24.959	17.463	253.5
9	<b>1'36.199</b>	26.704	26.997	25.067	17.431	252.6
10	1'43.405 P	26.741	27.711	25.771	23.182	252.6
11	11'32.769	21.586	31.190	25.882	17.846	
12	<b>1'36.480</b>	26.795	26.780	24.890	18.015	252.6
13	<b>1'35.335</b>	26.558	26.734	24.715	17.328	<b>255.3</b>
14	<b>1'35.324</b>	<b>26.455</b>	26.740	24.786	17.343	254.4
15	<b>1'35.264</b>	26.485	26.775	<b>24.685</b>	<b>17.319</b>	254.4
16	<b>1'35.395</b>	26.514	26.765	24.704	17.412	254.4
17	<b>1'38.179</b>	26.598	28.155	25.774	17.652	255.3
18	1'40.988 *	27.390	30.270*	25.711	17.617	254.4
19	<b>1'35.632</b>	26.619	<b>26.710</b>	24.899	17.404	252.6

### 15th **13** Celestino VIETTI Mooney VR46 Racing ITA

Runs=1 Total laps=19 Full laps=13

1	2'28.433	19.321	29.167	25.573	18.143	
2	1'45.989 *	30.73*	32.386	25.347	17.519	<b>259.9</b>
3	<b>1'35.938</b>	26.716	26.697	25.113	17.412	257.1
4	<b>1'35.815</b>	26.529	26.876	25.070	17.340	257.1
5	<b>1'52.885</b>	<b>26.277</b>			17.692	256.2
6	<b>1'35.749</b>	26.630	26.701	25.001	17.417	257.1
7	<b>1'35.267</b>	26.295	26.627	25.029	<b>17.316</b>	257.1
8	<b>1'35.640</b>	26.416	26.702	25.108	17.414	256.2
9	<b>1'35.877</b>	26.558	26.693	25.194	17.432	256.2
10	<b>1'35.526</b>	26.443	26.604	25.069	17.410	255.3
11	1'53.489 P	31.930	31.403	26.120	24.036	255.3
12	9'52.282	21.636	27.795	25.417	17.978	
13	<b>1'35.679</b>	26.498	26.774	25.017	17.390	254.4
14	<b>1'35.820</b>	26.539	26.908	25.051	17.322	257.1
15	<b>1'35.524</b>	26.493	26.721	<b>24.967</b>	17.343	256.2
16	<b>1'35.469</b>	26.433	<b>26.580</b>	25.060	17.396	256.2

**Fastest Lap:** Somkiat CHANTRA IDEMITSU Honda Tea THA **1'34.353** 26.098 26.371 24.743 17.141

These data/results cannot be reproduced, stored and/or transmitted in whole or in part by any manner of electronic, mechanical, photocopying, recording, broadcasting or otherwise now known or herein after developed without the previous express consent by the copyright owner, except for reproduction in daily press and regular printed publications on sale to the public within 60 days of the event related to those data/results and always provided that copyright symbol appears together as follows below.  
© DORNA, 2022

## Free Practice Nr. 2

## Moto2

Lap	Lap Time	T1	T2	T3	T4	Speed	Lap	Lap Time	T1	T2	T3	T4	Speed
17	<b>1'43.588</b>	26.298	28.421	31.323	17.546	256.2	11	<b>1'37.566</b>	27.041	27.903	25.099	17.523	248.2
18	1'35.451 *	26.449	26.590	25.026	17.386*	256.2	12	<b>1'36.671</b>	26.589	27.481	25.089	17.512	252.6
19	1'35.677 *	26.354	26.808*	25.057	17.458	255.3	13	<b>1'44.900</b>	27.098	30.614	27.713	19.475	254.4

### 16th 23 Marcel SCHROTTE Liqui Moly Intact GP GER

Runs=1	Total laps=17	Full laps=9
1	2'50.850 *	23.350 29.631 25.923* 17.941
2	1'36.902 *	26.983 27.118 25.068 17.733* 258.9
3	<b>1'36.334</b>	26.706 26.921 25.050 17.657 258.9
4	<b>1'35.786</b>	26.689 26.738 24.881 17.478 257.1
5	<b>1'35.862</b>	26.615 26.781 24.983 17.483 254.4
6	<b>1'35.952</b>	26.647 26.811 24.982 17.512 <b>259.9</b>
7	1'43.162 P	26.899 27.139 25.194 23.930 258.0
8	13'51.183 *	19.874 27.935 25.577* 17.601*
9	<b>1'36.447</b>	26.676 26.888 25.150 17.733 256.2
10	1'39.877 *	27.20* 30.017 25.149 17.503* 257.1
11	<b>1'42.459</b>	26.508 32.128 26.274 17.549 257.1
12	<b>1'35.473</b>	26.464 26.745 <b>24.834</b> 17.430 258.0
13	<b>1'35.285</b>	<b>26.368</b> <b>26.614</b> 24.835 17.468 256.2
14	1'38.587 *	26.525 27.904 26.739* <b>17.419</b> 257.1
15	1'35.594 *	26.400 26.813 24.951* 17.430 258.0
16	1'35.844 *	26.441 26.753* 25.110 17.540* 257.1
17	<b>1'35.529</b>	26.399 26.703 24.936 17.491 258.0

### 17th 51 Pedro ACOSTA Red Bull KTM Ajo SPA

Runs=1	Total laps=17	Full laps=11
1	2'49.885	21.420 29.812 25.656 17.863
2	<b>1'36.979</b>	26.860 27.388 25.073 17.658 259.9
3	<b>1'36.174</b>	26.670 27.096 24.960 <b>17.448</b> 259.9
4	<b>1'36.062</b>	26.543 26.994 25.009 17.516 259.9
5	1'36.290 *	26.527 26.913 25.223* 17.627 259.9
6	<b>1'36.258</b>	26.490 27.015 25.059 17.694 258.9
7	<b>1'39.911</b>	26.808 30.388 25.065 17.650 258.9
8	<b>1'36.163</b>	26.405 26.945 25.179 17.634 258.9
9	<b>1'36.040</b>	26.453 26.971 25.015 17.601 258.9
10	1'49.314 P	30.77* 28.406 25.877 <b>24.255</b> 258.9
11	12'59.302	23.352 33.560 30.503 18.148
12	<b>1'37.858</b>	26.690 27.293 26.258 17.617 256.2
13	<b>1'35.801</b>	26.495 26.893 24.862 17.551 <b>261.8</b>
14	<b>1'35.488</b>	26.336 26.834 24.835 17.483 258.9
15	<b>1'35.327</b>	26.359 <b>26.737</b> <b>24.769</b> 17.462 258.9
16	1'37.781 *	27.92* 27.527 24.802 17.530 258.0
17	1'38.591 *	<b>26.267</b> 28.151* 26.484* 17.689 258.9

### 18th 7 Barry BALTUS RW Racing GP BEL

Runs=1	Total laps=18	Full laps=12
1	2'28.098	20.638 29.504 26.335 18.066
2	<b>1'38.817</b>	27.516 27.314 25.538 18.449 <b>258.0</b>
3	1'36.338 *	26.826 27.165 24.897* 17.450 252.6
4	<b>1'35.672</b>	26.656 <b>26.777</b> <b>24.703</b> 17.536 258.0
5	<b>1'35.675</b>	26.614 27.016 24.711 17.334 256.2
6	1'35.944 *	26.52* 27.104 24.805* 17.512 256.2
7	<b>1'35.485</b>	26.487 26.876 24.796 <b>17.326</b> 254.4
8	<b>1'35.718</b>	<b>26.351</b> 26.997 24.938 17.432 256.2
9	1'50.441 P	26.999 30.141 27.118 26.183 253.5
10	11'39.321 *	18.279 28.667 26.035 17.733*

### 19th 18 Manuel GONZALEZ Yamaha VR46 Master SPA

Runs=1	Total laps=19	Full laps=7
1	1'56.402	19.821 27.912 26.063 17.720
2	1'36.873 *	26.790 27.074 25.456* 17.553 251.7
3	1'36.910 *	26.912 26.955 25.458* 17.585 251.7
4	<b>1'36.597</b>	26.784 26.861 25.466 17.486 251.7
5	1'42.430 *	26.707 31.364 26.593* 17.766 252.6
6	1'38.001 *	26.660 27.249 26.247* 17.845 252.6
7	1'36.438 *	26.576 26.900 25.286* 17.676 252.6
8	<b>1'36.342</b>	26.672 26.894 25.255 17.521 253.5
9	<b>1'36.310</b>	26.617 26.920 25.317 17.456 252.6
10	1'52.822 P	27.185 28.800 <b>28.728*</b> 28.109 252.6
11	11'16.468 *	19.201 27.330 25.828 17.675*
12	1'39.844 *	26.876 29.921 25.529* 17.518 252.6
13	<b>1'41.322</b>	26.617 27.382 26.645 20.678 255.3
14	1'35.857 *	26.448 26.967 25.149 17.293* 254.4
15	<b>1'35.693</b>	26.531 26.826 25.035 <b>17.301</b> 253.5
16	1'41.477 *	26.553 28.922 27.058 18.944* 255.3
17	<b>1'35.818</b>	<b>26.406</b> 27.089 <b>24.931</b> 17.392 <b>256.2</b>
18	1'42.090 *	28.87* 29.076* 26.573* 17.569 254.4
19	<b>1'35.561</b>	26.525 <b>26.704</b> 24.936 17.396 251.7

### 20th 40 Aron CANET Flexbox HP40 SPA

Runs=3	Total laps=16	Full laps=10
1	2'30.887	19.379 29.702 26.064 18.256
2	<b>1'36.742</b>	26.758 27.256 25.195 17.533 253.5
3	<b>1'36.591</b>	26.935 27.136 24.994 17.526 253.5
4	<b>1'36.211</b>	26.691 26.956 24.901 17.663 <b>254.4</b>
5	1'48.745 P	26.600 26.951 25.825* 29.369 251.7
6	9'25.006	19.440 28.604 25.503 17.570
7	<b>1'36.281</b>	26.705 26.971 25.105 17.500 248.2
8	<b>1'35.886</b>	26.504 <b>26.798</b> 25.093 17.491 250.8
9	1'44.221 P	26.22* 27.926 25.564 24.510 252.6
10	5'54.465	20.361 27.427 25.128 17.554
11	<b>1'37.056</b>	26.502 26.908 24.932 18.714 251.7
12	<b>1'35.797</b>	26.468 26.944 25.060 <b>17.325</b> 253.5
13	<b>1'41.158</b>	30.311 26.829 26.379 17.639 252.6
14	<b>1'35.564</b>	<b>26.315</b> 26.887 24.954 17.408 254.4
15	<b>1'42.386</b>	31.411 28.732 <b>24.874</b> 17.369 253.5
16	1'55.611 P	26.392 33.700* 28.283 27.236 252.6

### 21st 52 Jeremy ALCOBA Liqui Moly Intact GP SPA

Runs=1	Total laps=19	Full laps=10
1	2'28.645	21.517 30.002 26.045 18.499
2	<b>1'41.917</b>	27.110 27.339 25.815 21.653 258.9
3	<b>1'36.965</b>	26.885 27.197 25.244 17.639 256.2
4	<b>1'36.754</b>	26.730 27.422 25.064 17.538 257.1

**Fastest Lap:** Somkiat CHANTRA IDEMITSU Honda Tea THA **1'34.353** 26.098 26.371 24.743 17.141

These data/results cannot be reproduced, stored and/or transmitted in whole or in part by any manner of electronic, mechanical, photocopying, recording, broadcasting or otherwise now known or herein after developed without the previous express consent by the copyright owner, except for reproduction in daily press and regular printed publications on sale to the public within 60 days of the event related to those data/results and always provided that copyright symbol appears together as follows below.  
© DORNA, 2022

## Free Practice Nr. 2

## Moto2

Lap	Lap Time	T1	T2	T3	T4	Speed	Lap	Lap Time	T1	T2	T3	T4	Speed	
5	<b>1'36.444</b>	26.594	26.899	25.198	17.753	258.0	16	<b>1'43.995</b>	26.471	26.925	28.525	22.074	257.1	
6	1'36.224 *	26.638	26.905	25.161*	17.520	258.0	17	1'35.903 *	26.498	26.841	25.033	17.531*	258.0	
7	<b>1'36.422</b>	26.639	26.936	25.267	17.580	<b>260.8</b>	18	1'36.370 *	26.616	26.970*	25.067	17.717	<b>258.9</b>	
8	1'38.566 *	28.476	27.126	25.156	17.808*	254.4	<b>24th 42 Marcos RAMIREZ</b> MV Agusta Forward R SPA							
9	1'46.541 P	30.183	27.439	25.357	23.562	257.1	Runs=2		Total laps=19		Full laps=11			
10	1'048.643	19.302	27.969	25.572	17.600		1	1'58.541	18.764	27.738	25.399	17.924		
11	<b>1'35.872</b>	26.631	<b>26.740</b>	25.066	17.435	253.5	2	<b>1'36.746</b>	26.987	27.029	25.116	17.614	253.5	
12	1'39.911 *	27.21*	29.840	25.286	17.569	256.2	3	<b>1'36.538</b>	26.876	27.039	24.967	17.656	254.4	
13	<b>1'35.841</b>	26.419	26.801	25.159	17.462	257.1	4	<b>1'36.066</b>	26.699	26.875	24.893	17.599	254.4	
14	<b>1'35.880</b>	26.407	26.927	25.121	17.425	255.3	5	<b>1'36.227</b>	26.739	26.892	24.960	17.636	253.5	
15	1'42.589 *	<b>26.394</b>	33.771	25.017*	17.407	255.3	6	<b>1'44.587</b>	33.241	26.964	26.361	18.021	253.5	
16	<b>1'35.635</b>	26.457	26.860	<b>24.940</b>	17.378	258.0	7	<b>1'36.588</b>	26.854	27.049	25.035	17.650	254.4	
17	<b>1'35.597</b>	26.451	26.752	25.040	<b>17.354</b>	256.2	8	<b>1'36.080</b>	26.710	26.926	24.927	17.517	254.4	
18	1'36.019 *	26.437	26.842*	25.122	17.618*	255.3	9	<b>1'36.292</b>	26.733	26.962	24.977	17.620	254.4	
19	1'37.350 *	26.600	28.064	25.102*	17.584	256.2	10	1'50.083 P	29.848	28.799	26.549	24.887	252.6	
<b>22nd 61 Alessandro ZACCO</b> Gresini Racing Moto2 ITA							11	6'37.029	20.520	30.466	25.474	17.994		
Runs=1 Total laps=20 Full laps=13							12	<b>1'37.117</b>	26.966	27.205	25.207	17.739	252.6	
1	2'27.041	20.431	29.332	26.485	18.641		13	1'44.017 P	27.54*	27.657	25.674	23.137	253.5	
2	<b>1'38.402</b>	27.414	27.758	25.394	17.836	252.6	14	5'25.229 *	21.045	30.632	25.548*	17.793		
3	<b>1'37.718</b>	26.951	27.847	25.164	17.756	255.3	15	<b>1'35.734</b>	26.669	26.848	24.786	<b>17.431</b>	255.3	
4	1'37.341 *	26.880	27.346	25.114	18.001*	254.4	16	1'38.882 *	27.13*	29.225	24.941	17.586	<b>258.0</b>	
5	1'38.893 *	26.87*	27.768	25.145	19.101*	251.7	17	<b>1'43.652</b>	26.655	27.059	32.159	17.779	255.3	
6	<b>1'37.143</b>	26.923	27.338	25.051	17.831	256.2	18	1'35.659 *	26.558	<b>26.755</b>	24.884	17.462*	254.4	
7	<b>1'37.326</b>	26.818	27.277	25.267	17.964	254.4	19	1'35.762 *	<b>26.547</b>	26.937*	<b>24.781</b>	17.497	254.4	
8	<b>1'37.107</b>	26.973	27.052	25.225	17.857	255.3	<b>25th 84 Zonta VAN DEN GO</b> RW Racing GP NED							
9	<b>1'37.166</b>	27.016	27.228	25.130	17.792	252.6	Runs=1		Total laps=19		Full laps=8			
10	<b>1'36.689</b>	26.698	27.323	25.015	17.653	253.5	1	2'42.536	20.316	29.296	26.660	18.184		
11	<b>1'36.699</b>	26.746	27.036	25.152	17.765	252.6	2	1'38.577 *	27.086	27.739	25.758*	17.994	255.3	
12	<b>1'36.935</b>	26.738	27.192	25.097	17.908	251.7	3	<b>1'44.920</b>	31.545	30.004	25.566	17.805	255.3	
13	1'47.171 P	28.288	28.802	25.819	24.262	250.8	4	<b>1'37.648</b>	26.768	27.378	25.674	17.828	256.2	
14	8'20.078	24.129	38.650	31.099	18.243		5	<b>1'37.459</b>	26.949	27.306	25.442	17.762	257.1	
15	<b>1'44.442</b>	27.897	32.370	26.104	18.071	250.8	6	<b>1'37.419</b>	26.819	27.287	25.540	17.773	257.1	
16	<b>1'36.345</b>	26.792	27.025	24.880	17.648	255.3	7	<b>1'37.151</b>	26.704	27.292	25.348	17.807	256.2	
17	<b>1'36.338</b>	26.513	27.145	25.065	17.615	<b>257.1</b>	8	1'36.876 *	26.685	27.170	25.282*	17.739	<b>258.0</b>	
18	<b>1'35.654</b>	<b>26.496</b>	<b>26.832</b>	<b>24.733</b>	<b>17.593</b>	254.4	9	1'43.823 *	26.709	30.476	28.740*	17.898*	257.1	
19	1'37.889 *	27.14*	28.186	24.835	17.722*	255.3	10	<b>1'38.569</b>	26.733	28.325	25.522	17.989	256.2	
20	1'37.145 *	26.592	27.386*	25.305	17.862	254.4	11	1'44.677 P	26.774	27.350	26.139	24.414	256.2	
<b>23rd 28 Niccolò ANTONELLI</b> Mooney VR46 Racing ITA							12	10'03.505 *	22.315	29.619	25.904*	18.153		
Runs=1 Total laps=18 Full laps=12							13	1'37.715 *	27.102	27.323	25.496	17.794*	252.6	
1	2'31.795	21.055	30.354	29.815	23.850		14	1'42.566 *	26.899	29.724	28.382	17.561*	254.4	
2	<b>1'37.891</b>	27.273	27.212	25.524	17.882	257.1	15	<b>1'36.225</b>	26.519	27.054	25.065	17.587	257.1	
3	<b>1'37.023</b>	26.882	26.980	25.427	17.734	258.0	16	<b>1'36.122</b>	<b>26.506</b>	<b>27.016</b>	<b>25.023</b>	<b>17.577</b>	257.1	
4	<b>1'36.686</b>	26.767	26.975	25.313	17.631	256.2	17	1'42.158 *	29.09*	30.285	25.077	17.697*	256.2	
5	<b>1'36.649</b>	26.665	27.106	25.218	17.660	255.3	18	1'44.204 *	27.176	31.191*	26.524	19.313*	256.2	
6	<b>1'36.775</b>	26.749	27.127	25.320	17.579	257.1	19	1'42.648 *	27.127	31.510	25.853	18.158*	246.5	
7	<b>1'39.638</b>	27.196	29.484	25.321	17.637	255.3	<b>26th 4 Sean Dylan KELLY</b> American Racing USA							
8	1'37.086 *	26.633	27.082	25.806*	17.565	258.0	Runs=1		Total laps=20		Full laps=14			
9	<b>1'36.873</b>	26.694	26.883	25.692	17.604	258.0	1	2'59.825	20.019	28.622	27.074	18.306		
10	1'42.241 P	26.647	27.612	25.407	22.575	257.1	2	<b>1'39.200</b>	27.573	27.401	26.036	18.190	251.7	
11	11'50.747	21.625	27.872	25.552	17.765		3	<b>1'38.365</b>	27.339	27.345	25.747	17.934	250.8	
12	<b>1'35.850</b>	26.579	26.815	<b>25.023</b>	17.433	256.2	4	<b>1'37.900</b>	27.248	27.172	25.608	17.872	251.7	
13	<b>1'35.685</b>	26.487	26.711	25.058	<b>17.429</b>	258.0	5	<b>1'37.515</b>	27.104	27.088	25.505	17.818	251.7	
14	<b>1'35.666</b>	26.498	<b>26.690</b>	25.030	17.448	258.0	6	<b>1'37.497</b>	27.029	27.215	25.414	17.839	254.4	
15	<b>1'35.806</b>	<b>26.433</b>	26.805	25.066	17.502	258.0								

**Fastest Lap:** Somkiat CHANTRA IDEMITSU Honda Tea THA **1'34.353** 26.098 26.371 24.743 17.141

These data/results cannot be reproduced, stored and/or transmitted in whole or in part by any manner of electronic, mechanical, photocopying, recording, broadcasting or otherwise now known or herein after developed without the previous express consent by the copyright owner, except for reproduction in daily press and regular printed publications on sale to the public within 60 days of the event related to those data/results and always provided that copyright symbol appears together as follows below.  
© DORNA, 2022

Official MotoGP Timing by TISSOT  
www.motogp.com

Spielberg, Friday, August 19, 2022

Page 5 of 6





## Free Practice Nr. 2

## Moto2

Lap	Lap Time	T1	T2	T3	T4	Speed	Lap	Lap Time	T1	T2	T3	T4	Speed
7	<b>1'37.104</b>	26.842	27.108	25.353	17.801	252.6	2	<b>1'38.890</b>	27.428	27.764	25.761	17.937	255.3
8	<b>1'37.557</b>	26.964	27.163	25.581	17.849	254.4	3	<b>1'37.920</b>	27.165	27.193	25.638	17.924	256.2
9	<b>1'41.534</b>	27.039	27.352	27.480	19.663	251.7	4	<b>1'37.585</b>	27.121	27.156	25.663	17.645	255.3
10	1'38.132 *	27.218	27.375	25.688*	17.851	250.8	5	<b>1'37.658</b>	27.493	27.288	<b>25.188</b>	17.689	255.3
11	<b>1'37.571</b>	27.058	27.191	25.529	17.793	249.1	6	<b>1'37.102</b>	26.917	27.176	25.313	17.696	<b>257.1</b>
12	1'44.396 P	27.138	27.282	25.490	24.486	250.0	7	<b>1'37.201</b>	26.986	27.136	25.366	17.713	257.1
13	7'52.323 *	22.019	30.062	29.020	18.894*		8	1'41.372 *	29.269	27.486	26.780*	17.837	257.1
14	<b>1'41.787</b>	27.139	27.254	27.423	19.971	251.7	9	1'38.192 *	26.971	27.300	25.443	18.478*	257.1
15	<b>1'36.257</b>	26.691	26.894	<b>25.091</b>	17.581	<b>256.2</b>	10	1'45.183 P	27.241	27.661	25.820*	24.461	256.2
16	<b>1'36.156</b>	<b>26.599</b>	<b>26.809</b>	25.197	<b>17.551</b>	255.3	11	13'12.350	20.191	28.047	25.831	17.798	
17	<b>1'36.807</b>	26.661	26.938	25.367	17.841	254.4	12	<b>1'37.477</b>	26.933	27.550	25.433	17.561	253.5
18	<b>1'41.443</b>	26.784	26.809	26.062	21.788	253.5	13	<b>1'36.852</b>	26.919	27.007	25.292	17.634	254.4
19	1'38.358 *	26.48*	27.296	25.737	18.843*	254.4	14	<b>1'36.575</b>	26.914	26.922	25.230	<b>17.509</b>	256.2
20	1'36.530 *	26.692	26.983*	25.208	17.647	256.2	15	<b>1'36.598</b>	26.839	26.951	25.205	17.603	257.1

**27th 24 Simone CORSI** MV Agusta Forward R ITA  
Runs=1 Total laps=18 Full laps=13

1	2'26.332	20.673	29.199	26.679	18.502	
2	<b>1'38.951</b>	27.573	27.701	25.693	17.984	247.4
3	<b>1'38.493</b>	26.751	28.822	25.182	17.738	250.0
4	<b>1'36.815</b>	26.663	27.122	25.157	17.873	251.7
5	<b>1'36.514</b>	26.748	27.000	25.118	17.648	<b>253.5</b>
6	<b>1'36.474</b>	26.602	27.008	25.199	17.665	250.0
7	<b>1'37.092</b>	26.953	27.462	25.099	<b>17.578</b>	250.0
8	<b>1'36.371</b>	<b>26.463</b>	27.036	25.195	17.677	252.6
9	<b>1'37.716</b>	26.867	27.447	25.559	17.843	250.8
10	<b>1'37.412</b>	26.818	27.303	25.542	17.749	247.4
11	1'44.858 P	26.630	27.249	26.109	24.870	247.4
12	11'43.408	19.845	28.420	26.143	18.013	
13	<b>1'39.162</b>	27.098	28.250	25.678	18.136	249.1
14	<b>1'36.387</b>	26.557	<b>26.854</b>	25.278	17.698	251.7
15	<b>1'37.421</b>	26.640	27.148	25.710	17.923	248.2
16	<b>1'36.494</b>	26.569	27.163	<b>25.085</b>	17.677	250.8
17	1'37.086 *	26.762	27.492	25.192	17.640*	250.8
18	1'36.756 *	26.530	27.104*	25.284	17.838	250.8

**28th 33 Rory SKINNER** American Racing GBR  
Runs=3 Total laps=14 Full laps=6

1	2'10.606	19.829	28.876	26.224	18.073	
2	1'38.840 *	27.48*	27.918	25.612	17.821	<b>252.6</b>
3	<b>1'38.376</b>	27.482	27.612	25.467	17.815	252.6
4	1'37.777 *	27.24*	27.376	25.383	17.769	251.7
5	<b>1'37.648</b>	27.195	27.426	25.282	17.745	250.8
6	<b>1'36.883</b>	26.897	27.182	25.230	17.574	250.8
7	1'46.108 P	27.011	29.789	25.370	23.938	250.0
8	9'05.486 P	21.055	29.337	26.529	24.302	
9	9'11.032	21.141	34.755	31.421	18.383	
10	<b>1'38.107</b>	27.211	27.633	25.485	17.778	248.2
11	1'36.805 *	26.926	27.080	25.169*	17.630	250.0
12	<b>1'36.378</b>	<b>26.672</b>	<b>26.924</b>	25.306	<b>17.476</b>	249.1
13	<b>1'49.013</b>	27.051	36.721	<b>25.210</b>	20.031	250.0
unfinished		27.849	27.211	25.333		250.0

**29th 8 Senna AGIUS** Elf Marc VDS Racing AUS  
Runs=1 Total laps=18 Full laps=12

1	2'09.662	20.174	28.546	26.098	18.052	
---	----------	--------	--------	--------	--------	--

**30th 29 Taiga HADA** Pertamina Mandalika JPN  
Runs=1 Total laps=19 Full laps=14

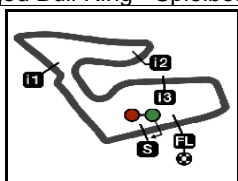
1	2'10.263	19.933	29.745	26.644	18.175	
2	1'38.823 *	27.57*	27.744	25.516	17.987	253.5
3	<b>1'37.786</b>	27.202	27.399	25.261	17.924	250.8
4	<b>1'37.552</b>	26.980	27.482	25.207	17.883	254.4
5	<b>1'39.540</b>	27.212	28.423	26.088	17.817	254.4
6	<b>1'37.401</b>	27.337	27.275	<b>25.006</b>	17.783	<b>258.0</b>
7	<b>1'37.424</b>	26.883	27.296	25.284	17.961	255.3
8	<b>1'37.494</b>	26.900	27.391	25.321	17.882	256.2
9	1'48.358 P	27.215	29.953	25.791	25.399	253.5
10	10'44.878	20.524	28.997	25.901	17.940	
11	<b>1'37.420</b>	26.972	27.311	25.311	17.826	251.7
12	<b>1'37.020</b>	26.982	27.244	25.177	17.617	251.7
13	<b>1'36.981</b>	26.966	<b>27.193</b>	25.073	17.749	253.5
14	<b>1'42.807</b>	27.192	29.060	28.942	17.613	255.3
15	<b>1'37.025</b>	26.827	27.286	25.033	17.879	256.2
16	<b>1'36.827</b>	26.977	27.244	25.041	<b>17.565</b>	255.3
17	<b>1'37.202</b>	26.911	27.410	25.156	17.725	254.4
18	1'39.376 *	27.154	28.303*	26.018	17.901*	254.4
19	<b>1'36.669</b>	<b>26.786</b>	27.271	25.021	17.591	255.3

**31st 81 Keminth KUBO** Yamaha VR46 Master THA  
Runs=3 Total laps=14 Full laps=7

1	2'11.310	20.508	28.475	27.370	20.292	
2	<b>1'38.239</b>	27.488	27.584	25.386	17.781	254.4
3	<b>1'37.817</b>	27.011	27.403	25.105	18.298	<b>256.2</b>
4	1'38.762 *	27.98*	27.960	25.129	17.684	250.0
5	<b>1'37.510</b>	27.015	27.662	25.270	<b>17.563</b>	252.6
6	<b>1'36.782</b>	<b>26.933</b>	27.261	<b>24.960</b>	17.628	253.5
7	1'44.766 P	28.27*	27.578	25.517	23.396	254.4
8	16'16.886	20.674	30.463	29.073	23.122	
9	<b>1'37.798</b>	27.350	<b>27.183</b>	25.443	17.822	251.7
10	<b>1'38.457</b>	26.935	27.636	26.004	17.882	252.6
11	<b>1'37.462</b>	27.019	27.222	25.613	17.608	250.8
12	1'45.121 P	29.34*	27.345	25.402	23.034	250.0
13	2'23.168 *	18.111	39.145	29.092*	17.765	
unfinished		27.433				251.7

**Fastest Lap:** Somkiat CHANTRA IDEMITSU Honda Tea THA **1'34.353** 26.098 26.371 24.743 17.141

These data/results cannot be reproduced, stored and/or transmitted in whole or in part by any manner of electronic, mechanical, photocopying, recording, broadcasting or otherwise now known or herein after developed without the previous express consent by the copyright owner, except for reproduction in daily press and regular printed publications on sale to the public within 60 days of the event related to those data/results and always provided that copyright symbol appears together as follows below.  
© DORNA, 2022



4348 m.

## CryptoDATA MOTORRAD GRAND PRIX VON ÖSTERREICH

## Free Practice Nr. 2

## Best Partial Times

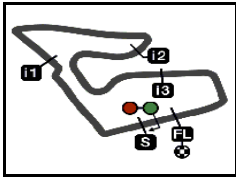
Moto2™

IT Ideal Lap Time, sum of the best partial times

BT Best Lap Time

T1		T2		T3		T4				IT	BT	
Pos	Rider	Time	Rider	Time	Rider	Time	Rider	Time	Pos	Rider	IT	BT
1	F.ALDEGUER	26.086	S.CHANTRA	26.371	A.FERNANDEZ	24.520	S.CHANTRA	17.141	1	S.CHANTRA	1'34.353	1'34.353 (1)
2	S.CHANTRA	26.098	A.OGURA	26.385	A.LOPEZ	24.615	A.LOPEZ	17.172	2	A.OGURA	1'34.406	1'34.408 (2)
3	A.OGURA	26.112	T.ARBOLINO	26.490	T.ARBOLINO	24.660	A.FERNANDEZ	17.179	3	A.FERNANDEZ	1'34.538	1'34.664 (3)
4	A.LOPEZ	26.196	L.DALLA PORTA	26.508	A.OGURA	24.677	T.ARBOLINO	17.226	4	T.ARBOLINO	1'34.591	1'34.707 (4)
5	F.SALAC	26.203	J.NAVARRO	26.516	J.DIXON	24.678	A.OGURA	17.232	5	A.LOPEZ	1'34.809	1'34.898 (5)
6	T.ARBOLINO	26.215	A.FERNANDEZ	26.522	B.BENDSNEYDE	24.685	J.ROBERTS	17.262	6	F.ALDEGUER	1'34.917	1'35.087 (7)
7	C.BEAUBIER	26.239	C.VIETTI	26.580	B.BALTUS	24.703	A.ARENAS	17.288	7	L.DALLA PORTA	1'34.976	1'35.164 (10)
8	L.DALLA PORTA	26.257	C.BEAUBIER	26.600	A.ZACCONE	24.733	M.GONZALEZ	17.301	8	F.SALAC	1'34.979	1'35.098 (8)
9	P.ACOSTA	26.267	M.SCHROTTER	26.614	S.CHANTRA	24.743	L.DALLA PORTA	17.305	9	J.NAVARRO	1'35.011	1'35.148 (9)
10	C.VIETTI	26.277	F.SALAC	26.616	F.SALAC	24.745	C.VIETTI	17.316	10	J.DIXON	1'35.019	1'35.170 (11)
11	J.DIXON	26.307	J.DIXON	26.634	A.ARENAS	24.761	B.BENDSNEYDE	17.319	11	C.BEAUBIER	1'35.021	1'35.022 (6)
12	A.CANET	26.315	J.ROBERTS	26.678	P.ACOSTA	24.769	A.CANET	17.325	12	A.ARENAS	1'35.092	1'35.188 (12)
13	F.FERNANDEZ	26.317	A.ARENAS	26.678	F.ALDEGUER	24.770	B.BALTUS	17.326	13	J.ROBERTS	1'35.117	1'35.217 (13)
14	B.BALTUS	26.351	N.ANTONELLI	26.690	M.RAMIREZ	24.781	J.NAVARRO	17.327	14	C.VIETTI	1'35.140	1'35.267 (15)
15	A.ARENAS	26.365	M.GONZALEZ	26.704	J.NAVARRO	24.796	F.ALDEGUER	17.335	15	B.BALTUS	1'35.157	1'35.485 (18)
16	M.SCHROTTER	26.368	B.BENDSNEYDE	26.710	J.ROBERTS	24.808	C.BEAUBIER	17.339	16	B.BENDSNEYDE	1'35.169	1'35.264 (14)
17	J.ROBERTS	26.369	F.ALDEGUER	26.726	M.SCHROTTER	24.834	J.ALCOBA	17.354	17	P.ACOSTA	1'35.221	1'35.327 (17)
18	J.NAVARRO	26.372	P.ACOSTA	26.737	C.BEAUBIER	24.843	J.DIXON	17.400	18	M.SCHROTTE	1'35.235	1'35.285 (16)
19	J.ALCOBA	26.394	J.ALCOBA	26.740	A.CANET	24.874	F.SALAC	17.415	19	A.CANET	1'35.312	1'35.564 (20)
20	M.GONZALEZ	26.406	M.RAMIREZ	26.755	L.DALLA PORTA	24.906	M.SCHROTTER	17.419	20	M.GONZALEZ	1'35.342	1'35.561 (19)
21	N.ANTONELLI	26.433	B.BALTUS	26.777	M.GONZALEZ	24.931	N.ANTONELLI	17.429	21	J.ALCOBA	1'35.428	1'35.597 (21)
22	B.BENDSNEYDE	26.455	A.CANET	26.798	J.ALCOBA	24.940	M.RAMIREZ	17.431	22	M.RAMIREZ	1'35.514	1'35.734 (24)
23	S.CORSI	26.463	S.KELLY	26.809	K.KUBO	24.960	P.ACOSTA	17.448	23	N.ANTONELLI	1'35.575	1'35.666 (23)
24	A.ZACCONE	26.496	A.LOPEZ	26.826	C.VIETTI	24.967	R.SKINNER	17.476	24	A.ZACCONE	1'35.654	1'35.654 (22)

These data/results cannot be reproduced, stored and/or transmitted in whole or in part by any manner of electronic, mechanical, photocopying, recording, broadcasting or otherwise now known or herein after developed without the previous express consent by the copyright owner, except for reproduction in daily press and regular printed publications on sale to the public within 60 days of the event related to those data/results and always provided that copyright symbol appears together as follows below.  
© DORNA, 2022



4348 m.

## CryptoDATA MOTORRAD GRAND PRIX VON ÖSTERREICH

## Free Practice Nr. 2

## Best Partial Times


Moto2™

IT Ideal Lap Time, sum of the best partial times

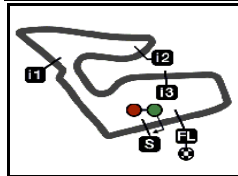
BT Best Lap Time

T1		T2		T3		T4				IT	BT	
Pos	Rider	Time	Rider	Time	Rider	Time	Rider	Time	Pos	Rider	IT	BT
25	Z.VAN DEN GOO	26.506	A.ZACCONE	26.832	T.HADA	25.006	S.AGIUS	17.509	25	<b>S.CORSI</b>	1'35.980	1'36.371 (27)
26	<b>M.RAMIREZ</b>	<b>26.547</b>	<b>S.CORSI</b>	<b>26.854</b>	<b>N.ANTONELLI</b>	<b>25.023</b>	<b>S.KELLY</b>	<b>17.551</b>	26	<b>S.KELLY</b>	1'36.050	1'36.156 (26)
27	S.KELLY	26.599	S.AGIUS	26.913	Z.VAN DEN GOO	25.023	K.KUBO	17.563	27	<b>Z.VAN DEN GO</b>	1'36.122	1'36.122 (25)
28	<b>R.SKINNER</b>	<b>26.672</b>	<b>R.SKINNER</b>	<b>26.924</b>	<b>S.CORSI</b>	<b>25.085</b>	<b>T.HADA</b>	<b>17.565</b>	28	<b>R.SKINNER</b>	1'36.282	1'36.378 (28)
29	T.HADA	26.786	Z.VAN DEN GOO	27.016	S.KELLY	25.091	Z.VAN DEN GOO	17.577	29	<b>S.AGIUS</b>	1'36.414	1'36.575 (29)
30	<b>S.AGIUS</b>	<b>26.804</b>	<b>K.KUBO</b>	<b>27.183</b>	<b>S.AGIUS</b>	<b>25.188</b>	<b>S.CORSI</b>	<b>17.578</b>	30	<b>T.HADA</b>	1'36.550	1'36.669 (30)
31	K.KUBO	26.933	T.HADA	27.193	R.SKINNER	25.210	A.ZACCONE	17.593	31	<b>K.KUBO</b>	1'36.639	1'36.782 (31)

These data/results cannot be reproduced, stored and/or transmitted in whole or in part by any manner of electronic, mechanical, photocopying, recording, broadcasting or otherwise now known or herein after developed without the previous express consent by the copyright owner, except for reproduction in daily press and regular printed publications on sale to the public within 60 days of the event related to those data/results and always provided that copyright symbol appears together as follows below.  
© DORNA, 2022


Official MotoGP Timing by  TISSOT  
www.motogp.com



4348 m.

**CryptoDATA MOTORRAD GRAND PRIX VON ÖSTERREICH****Free Practice Nr. 2****Fastest Laps Sequence**

<i>Practice Time</i>	 <i>Rider</i>	<i>Nation</i>	<i>Motorcycle</i>	<i>Time</i>	<i>Km/h</i>	<i>Rider's Lap</i>
<b>3'26.952</b>	21 <b>Alonso LOPEZ</b>	SPA	BOSCOSCURO	<b>1'35.866</b>	163.2	2
<b>6'21.146</b>	96 <b>Jake DIXON</b>	GBR	KALEX	<b>1'35.772</b>	163.4	3
<b>6'22.880</b>	54 <b>Fermín ALDEGUER</b>	SPA	BOSCOSCURO	<b>1'35.769</b>	163.4	3
<b>6'23.379</b>	14 <b>Tony ARBOLINO</b>	ITA	KALEX	<b>1'35.631</b>	163.6	3
<b>7'38.043</b>	37 <b>Augusto FERNANDEZ</b>	SPA	KALEX	<b>1'35.470</b>	163.9	4
<b>7'56.388</b>	96 <b>Jake DIXON</b>	GBR	KALEX	<b>1'35.242</b>	164.3	4
<b>7'56.681</b>	35 <b>Somkiat CHANTRA</b>	THA	KALEX	<b>1'35.061</b>	164.6	4
<b>11'11.863</b>	79 <b>Ai OGURA</b>	JPN	KALEX	<b>1'34.941</b>	164.8	6
<b>30'43.452</b>	35 <b>Somkiat CHANTRA</b>	THA	KALEX	<b>1'34.889</b>	164.9	13
<b>32'17.805</b>	35 <b>Somkiat CHANTRA</b>	THA	KALEX	<b>1'34.353</b>	165.8	14

These data/results cannot be reproduced, stored and/or transmitted in whole or in part by any manner of electronic, mechanical, photocopying, recording, broadcasting or otherwise now known or herein after developed without the previous express consent by the copyright owner, except for reproduction in daily press and regular printed publications on sale to the public within 60 days of the event related to those data/results and always provided that copyright symbol appears together as follows below.

© DORNA, 2022

Official MotoGP Timing by TISSOT  
www.motogp.com

Spielberg, Friday, August 19, 2022

