

CryptoDATA MOTORRAD GRAND PRIX VON ÖSTERREICH


Free Practice Nr. 1

Classification

3



4348 m.

	Rider	Nation	Team	Motorcycle	Time	Lap Total	Gap	Top Speed
1	96 Jake DIXON	GBR	Zinia GASGAS Aspar Team	KALEX	1'35.000	18 19		258.9
2	37 Augusto FERNANDEZ	SPA	Red Bull KTM Ajo	KALEX	1'35.161	17 18	0.161 0.161	255.3
3	19 Lorenzo DALLA PORTA	ITA	Italtrans Racing Team	KALEX	1'35.186	19 19	0.186 0.025	259.9
4	75 Albert ARENAS	SPA	Zinia GASGAS Aspar Team	KALEX	1'35.352	15 18	0.352 0.166	258.9
5	35 Somkiat CHANTRA	THA	IDEMITSU Honda Team Asia	KALEX	1'35.387	18 22	0.387 0.035	258.9
6	79 Ai OGURA	JPN	IDEMITSU Honda Team Asia	KALEX	1'35.390	19 19	0.390 0.003	256.2
7	12 Filip SALAC	CZE	Gresini Racing Moto2	KALEX	1'35.435	16 18	0.435 0.045	258.9
8	13 Celestino VIETTI	ITA	Mooney VR46 Racing Team	KALEX	1'35.464	16 19	0.464 0.029	259.9
9	54 Fermín ALDEGUER	SPA	CAG Speed Up	BOSCOSCURO	1'35.465	17 19	0.465 0.001	257.1
10	23 Marcel SCHROTTER	GER	Liqui Moly Intact GP	KALEX	1'35.572	18 19	0.572 0.107	257.1
11	14 Tony ARBOLINO	ITA	Elf Marc VDS Racing Team	KALEX	1'35.596	16 18	0.596 0.024	261.8
12	6 Cameron BEAUBIER	USA	American Racing	KALEX	1'35.670	17 20	0.670 0.074	257.1
13	40 Aron CANET	SPA	Flexbox HP40	KALEX	1'35.706	17 18	0.706 0.036	255.3
14	51 Pedro ACOSTA	SPA	Red Bull KTM Ajo	KALEX	1'35.709	17 18	0.709 0.003	259.9
15	64 Bo BENDSNEYDER	NED	Pertamina Mandalika SAG Team	KALEX	1'35.898	16 19	0.898 0.189	256.2
16	9 Jorge NAVARRO	SPA	Flexbox HP40	KALEX	1'35.935	15 18	0.935 0.037	259.9
17	7 Barry BALTUS	BEL	RW Racing GP	KALEX	1'35.943	16 21	0.943 0.008	256.2
18	21 Alonso LOPEZ	SPA	CAG Speed Up	BOSCOSCURO	1'35.950	17 20	0.950 0.007	254.4
19	42 Marcos RAMIREZ	SPA	MV Agusta Forward Racing	MV AGUSTA	1'36.060	16 17	1.060 0.110	255.3
20	52 Jeremy ALCOBA	SPA	Liqui Moly Intact GP	KALEX	1'36.113	15 21	1.113 0.053	257.1
21	61 Alessandro ZACCONE	ITA	Gresini Racing Moto2	KALEX	1'36.250	19 20	1.250 0.137	255.3
22	28 Niccolò ANTONELLI	ITA	Mooney VR46 Racing Team	KALEX	1'36.381	17 20	1.381 0.131	257.1
23	16 Joe ROBERTS	USA	Italtrans Racing Team	KALEX	1'36.454	19 19	1.454 0.073	251.7
24	24 Simone CORSI	ITA	MV Agusta Forward Racing	MV AGUSTA	1'36.469	18 20	1.469 0.015	254.4
25	84 Zonta VAN DEN GOORBE	NED	RW Racing GP	KALEX	1'36.918	16 19	1.918 0.449	256.2
26	18 Manuel GONZALEZ	SPA	Yamaha VR46 Master Camp Team	KALEX	1'37.110	8 16	2.110 0.192	257.1
27	81 Keminth KUBO	THA	Yamaha VR46 Master Camp Team	KALEX	1'37.117	15 17	2.117 0.007	255.3
28	33 Rory SKINNER	GBR	American Racing	KALEX	1'37.165	18 20	2.165 0.048	252.6
29	4 Sean Dylan KELLY	USA	American Racing	KALEX	1'37.254	18 21	2.254 0.089	254.4
30	29 Taiga HADA	JPN	Pertamina Mandalika SAG Team	KALEX	1'37.740	16 16	2.740 0.486	257.1
31	8 Senna AGIUS	AUS	Elf Marc VDS Racing Team	KALEX	1'37.870	16 18	2.870 0.130	258.0

Practice condition: Dry

Air: 21°

Humidity: 81%

Ground: 22°

Fastest Lap:	Lap: 18	Jake DIXON	1'35.000	164.7 Km/h
Best Race Lap:		New track layout		
All Time Lap Record:	2022	Jake DIXON	1'35.000	164.7 Km/h

The results are provisional until the end of the limit for protest and appeals.

Time limit for protest expires 30' after publication of the results - Time:

These data/results cannot be reproduced, stored and/or transmitted in whole or in part by any manner of electronic, mechanical, photocopying, recording, broadcasting or otherwise now known or herein after developed without the previous express consent by the copyright owner, except for reproduction in daily press and regular printed publications on sale to the public within 60 days of the event related to those data/results and always provided that copyright symbol appears together as follows below.

© DORNA, 2022

Official MotoGP Timing by TISSOT
www.motogp.com

Spielberg, Friday, August 19, 2022

moto2™



CryptoDATA MOTORRAD GRAND PRIX VON ÖSTERREICH

Free Practice Nr. 1

Top Speed & Average

4



Rider	Nation	Motorcycle	Top 5 speeds					Average	Top
14 Tony ARBOLINO	ITA	KALEX	261.8	258.9	258.0	258.0	258.0	258.9	261.8
9 Jorge NAVARRO	SPA	KALEX	259.9	258.9	258.0	258.0	258.0	258.6	259.9
13 Celestino VIETTI	ITA	KALEX	259.9	258.9	258.9	258.9	258.0	258.8	259.9
19 Lorenzo DALLA PORTA	ITA	KALEX	259.9	258.9	258.9	258.9	258.0	258.4	259.9
51 Pedro ACOSTA	SPA	KALEX	259.9	258.9	258.9	258.9	258.0	258.5	259.9
12 Filip SALAC	CZE	KALEX	258.9	256.2	256.2	256.2	255.3	255.9	258.9
35 Somkiat CHANTRA	THA	KALEX	258.9	258.0	258.0	257.1	257.1	257.8	258.9
75 Albert ARENAS	SPA	KALEX	258.9	258.0	257.1	256.2	256.2	256.8	258.9
96 Jake DIXON	GBR	KALEX	258.9	256.2	255.3	254.4	254.4	255.4	258.9
8 Senna AGIUS	AUS	KALEX	258.0	258.0	258.0	258.0	258.0	258.0	258.0
6 Cameron BEAUBIER	USA	KALEX	257.1	255.3	255.3	255.3	255.3	255.7	257.1
18 Manuel GONZALEZ	SPA	KALEX	257.1	256.2	254.4	254.4	254.4	255.0	257.1
23 Marcel SCHROTTER	GER	KALEX	257.1	257.1	257.1	257.1	257.1	257.1	257.1
28 Niccolò ANTONELLI	ITA	KALEX	257.1	257.1	256.2	256.2	256.2	256.5	257.1
29 Taiga HADA	JPN	KALEX	257.1	256.2	256.2	255.3	255.3	256.0	257.1
52 Jeremy ALCOBA	SPA	KALEX	257.1	256.2	256.2	256.2	256.2	256.3	257.1
54 Fermín ALDEGUER	SPA	BOSCOSCURO	257.1	256.2	255.3	255.3	255.3	255.7	257.1
7 Barry BALTUS	BEL	KALEX	256.2	256.2	255.3	255.3	254.4	255.2	256.2
64 Bo BENDSNEYDER	NED	KALEX	256.2	255.3	255.3	255.3	255.3	255.5	256.2
79 Ai OGURA	JPN	KALEX	256.2	255.3	255.3	255.3	255.3	255.4	256.2
84 Zonta VAN DEN GOORBERGH	NED	KALEX	256.2	256.2	256.2	255.3	255.3	255.7	256.2
37 Augusto FERNANDEZ	SPA	KALEX	255.3	255.3	254.4	254.4	254.4	254.7	255.3
40 Aron CANET	SPA	KALEX	255.3	255.3	254.4	254.4	254.4	254.7	255.3
42 Marcos RAMIREZ	SPA	MV AGUSTA	255.3	255.3	254.4	253.5	253.5	254.1	255.3
61 Alessandro ZACCONE	ITA	KALEX	255.3	254.4	254.4	254.4	254.4	254.6	255.3
81 Keminth KUBO	THA	KALEX	255.3	254.4	253.5	253.5	252.6	253.4	255.3
4 Sean Dylan KELLY	USA	KALEX	254.4	254.4	253.5	252.6	252.6	253.4	254.4
21 Alonso LOPEZ	SPA	BOSCOSCURO	254.4	254.4	254.4	253.5	252.6	253.2	254.4
24 Simone CORSI	ITA	MV AGUSTA	254.4	253.5	253.5	252.6	251.7	252.7	254.4
33 Rory SKINNER	GBR	KALEX	252.6	251.7	251.7	250.8	250.8	251.3	252.6
16 Joe ROBERTS	USA	KALEX	251.7	251.7	251.7	250.8	250.8	251.1	251.7

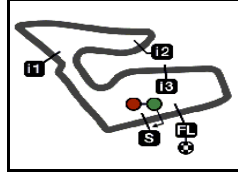
These data/results cannot be reproduced, stored and/or transmitted in whole or in part by any manner of electronic, mechanical, photocopying, recording, broadcasting or otherwise now known or herein after developed without the previous express consent by the copyright owner, except for reproduction in daily press and regular printed publications on sale to the public within 60 days of the event related to those data/results and always provided that copyright symbol appears together as follows below.

© DORNA, 2022

Official MotoGP Timing by TISSOT
www.motogp.com



Spielberg, Friday, August 19, 2022



4348 m.

CryptoDATA MOTORRAD GRAND PRIX VON ÖSTERREICH

Free Practice Nr. 1

Chronological Analysis of Performances

5

* Lap / Sector time cancelled

T1 Time from finish line to 1st intermediate

T3 Time from 2nd intermed. to 3rd intermed.

P Crossing the finish line in pit lane

T2 Time from 1st intermed. to 2nd intermed.

T4 Time from 3rd intermediate to finish line

Lap	Lap Time	T1	T2	T3	T4	Speed	Lap	Lap Time	T1	T2	T3	T4	Speed		
1st	96	Jake DIXON			Zinia GASGAS Aspar GBR			2	1'41.905 *	29.546	28.021	26.211*	18.127	248.2	
		Runs=1	Total laps=19	Full laps=13			3	1'38.804	27.733	27.504	25.606	17.961	258.0		
1	4'10.707	22.241	30.145	26.920	18.540		4	1'38.278	27.630	27.196	25.362	18.090	258.9		
2	1'39.102	28.130	27.534	25.563	17.875	251.7	5	1'37.792	27.792	27.177	25.204	17.619	257.1		
3	1'37.504	27.365	27.058	25.253	17.828	253.5	6	1'37.294	27.122	27.037	25.195	17.940	258.9		
4	1'37.541	27.254	27.250	25.325	17.712	254.4	7	1'36.670	26.938	26.846	25.112	17.774	258.0		
5	1'36.495	26.913	26.917	25.031	17.634	253.5	8	1'37.358	27.165	27.500	25.192	17.501	257.1		
6	1'36.557	26.832	26.953	25.058	17.714	254.4	9	1'36.663	26.772	26.975	25.111	17.805	258.9		
7	1'36.888	26.793	27.168	25.139	17.788	254.4	10	1'36.112	26.770	26.769	25.038	17.535	258.0		
8	1'46.138 *	27.31*	28.861	32.002	17.956	252.6	11	1'36.088	26.715	26.820	25.016	17.537	258.0		
9	1'38.582 *	26.722	28.102	25.941*	17.817	254.4	12	1'36.056	26.725	26.704	25.095	17.532	258.0		
10	1'36.213	26.697	26.858	25.005	17.653	253.5	13	1'57.524 P	36.49*	29.073	27.522	24.433	256.2		
11	1'36.115	26.577	26.855	24.879	17.804	253.5	14	9'41.096	20.731	28.561	26.003	17.885			
12	1'35.858	26.527	26.778	24.974	17.579	253.5	15	1'37.209	27.232	27.291	25.234	17.452	254.4		
13	1'36.049	26.577	26.801	25.020	17.651	253.5	16	1'35.542	26.571	26.674	24.938	17.359	257.1		
14	1'47.295 P	26.532	28.177	27.459	25.127	253.5	17	1'35.506	26.655	26.619	24.905	17.327	259.9		
15	8'59.891 *	21.900	28.081	25.515*	17.681		18	1'35.286	26.484	26.503	24.957	17.342	258.0		
16	1'35.399	26.569	26.711	24.780	17.339	252.6	19	1'35.186	26.434	26.508	24.923	17.321	258.0		
17	1'35.760	26.311	26.603	25.288	17.558	255.3									
18	1'35.000	26.365	26.617	24.622	17.396	256.2									
19	1'47.814 *	33.65*	30.474*	25.658	18.026	258.9									
2nd	37	Augusto FERNAND			Red Bull KTM Ajo SPA			4th	75	Albert ARENAS			Zinia GASGAS Aspar SPA		
		Runs=1	Total laps=18	Full laps=14					Runs=1	Total laps=18	Full laps=14				
1	3'12.955	21.593	30.320	27.096	20.179		1	2'50.531	20.950	30.449	26.884	18.708			
2	1'40.101	28.397	27.982	25.892	17.830	251.7	2	1'39.614	27.772	27.979	25.815	18.048	255.3		
3	1'38.319	27.680	27.475	25.388	17.776	253.5	3	1'37.611	27.419	27.342	25.230	17.620	256.2		
4	1'37.140	27.232	27.210	25.114	17.584	252.6	4	1'37.040	26.987	27.119	25.174	17.760	252.6		
5	1'36.839	27.148	27.103	25.058	17.530	253.5	5	1'36.747	26.933	27.005	25.231	17.578	258.0		
6	1'36.019	26.812	26.813	24.895	17.499	253.5	6	1'35.942	26.874	26.768	24.858	17.442	256.2		
7	1'35.706	26.715	26.752	24.755	17.484	252.6	7	1'38.445	27.430	27.854	25.228	17.933	258.9		
8	1'41.916	27.036	28.926	26.789	19.165	252.6	8	1'36.024	26.719	26.878	25.047	17.380	257.1		
9	1'39.942 *	27.274	28.645	25.993*	18.030	254.4	9	1'36.851	27.142	27.157	25.122	17.430	252.6		
10	1'36.334	26.832	26.947	24.918	17.637	254.4	10	1'35.814	26.701	26.730	24.800	17.583	255.3		
11	1'35.318	26.532	26.718	24.662	17.406	253.5	11	1'48.677 P	28.732	29.026	26.355	24.564	255.3		
12	1'35.408	26.522	26.823	24.674	17.389	255.3	12	11'48.536 *	21.377	28.024	25.953*	17.724			
13	1'41.585 P	26.731	26.878	25.477	22.499	254.4	13	1'36.168	26.815	26.720	25.227	17.406	252.6		
14	11'15.936	21.997	29.053	25.087	17.495		14	1'36.142	26.659	27.028	25.108	17.347	255.3		
15	1'35.475	26.560	26.831	24.716	17.368	255.3	15	1'35.352	26.423	26.724	24.850	17.355	256.2		
16	1'35.325	26.431	26.870	24.724	17.300	253.5	16	1'50.700	29.220	37.541	26.006	17.933	256.2		
17	1'35.161	26.464	26.733	24.614	17.350	254.4	17	1'41.621	26.458	26.684	24.879	23.600	256.2		
18	1'35.226	26.450	26.779	24.669	17.328	254.4	18	1'43.254 *	29.66*	30.587*	25.363	17.641	256.2		
3rd	19	Lorenzo DALLA PO			Italtrans Racing Team ITA			5th	35	Somkiat CHANTRA			IDEMITSU Honda Tea THA		
		Runs=1	Total laps=19	Full laps=15					Runs=1	Total laps=22	Full laps=17				
1	2'34.371	20.885	29.875	26.880	18.663		1	2'56.865 *	20.634	28.763	26.524*	18.263			
							2	1'39.160	28.212	27.554	25.761	17.633	255.3		
							3	1'37.656	27.271	27.305	25.513	17.567	258.9		
							4	1'37.168	27.099	27.132	25.381	17.556	256.2		

Fastest Lap: Jake DIXON Zinia GASGAS Aspar GBR **1'35.000** 26.365 26.617 24.622 17.396

These data/results cannot be reproduced, stored and/or transmitted in whole or in part by any manner of electronic, mechanical, photocopying, recording, broadcasting or otherwise now known or herein after developed without the previous express consent by the copyright owner, except for reproduction in daily press and regular printed publications on sale to the public within 60 days of the event related to those data/results and always provided that copyright symbol appears together as follows below.
© DORNA, 2022

Free Practice Nr. 1

Moto2

Lap	Lap Time	T1	T2	T3	T4	Speed	Lap	Lap Time	T1	T2	T3	T4	Speed
5	1'40.006 *	27.72 *	29.309	25.344	17.626	256.2	14	1'35.693	26.523	26.754	24.905	17.511	255.3
6	1'36.160	26.779	26.933	25.054	17.394	255.3	15	1'35.583	26.461	26.722	24.903	17.497	255.3
7	1'37.332	27.104	27.313	25.385	17.530	255.3	16	1'35.435	26.446	26.632	24.936	17.421	255.3
8	1'36.536	27.016	26.942	25.122	17.456	254.4	17	1'38.789	27.125	28.663	25.248	17.753	256.2
9	1'36.144	26.647	26.910	25.025	17.562	255.3	18	1'47.947 *	29.94 *	31.108 *	26.316 *	20.580 *	255.3
10	1'36.446	26.919	27.004	25.068	17.455	258.0	8th 13 Celestino VIETTI Mooney VR46 Racing ITA						
11	1'36.643	27.096	27.009	25.033	17.505	257.1	Runs=1 Total laps=19 Full laps=14						
12	1'35.931	26.704	26.905	24.923	17.399	258.0	1	2'36.478	20.274	28.906	26.377	18.081	
13	1'37.171	27.757	26.866	25.067	17.481	257.1	2	1'40.613	28.822	27.698	25.840	18.253	258.0
14	1'35.825	26.653	26.722	25.018	17.432	255.3	3	1'37.788	27.444	27.183	25.398	17.763	258.9
15	1'36.144	26.611	26.856	25.169	17.508	255.3	4	1'37.229	27.181	27.149	25.295	17.604	258.9
16	1'36.097	26.771	26.802	25.026	17.498	253.5	5	1'36.569	26.856	26.996	25.146	17.571	258.9
17	1'35.465	26.491	26.674	24.983	17.317	253.5	6	1'40.367 *	29.92 *	27.554	25.156	17.734	259.9
18	1'35.387	26.452	26.562	24.982	17.391	255.3	7	1'36.581	26.801	26.984	25.182	17.614	258.0
19	1'44.514 P	27.827	27.328	25.886	23.473	254.4	8	1'36.609	26.708	27.209	25.155	17.537	257.1
20	5'29.551	19.442	27.889	25.434	17.791		9	1'36.184 *	26.761	26.855	25.048 *	17.520	257.1
21	1'35.714	26.682	26.605	25.033	17.394	254.4	10	1'49.532 P	26.584	30.739	27.605	24.604	257.1
22	1'36.205 *	26.77 *	26.675 *	25.257	17.496	255.3	11	9'54.287	19.370	28.280	25.961	17.762	
6th 79 Ai OGURA IDEMITSU Honda Tea JPN							12	1'36.671	27.034	26.843	25.247	17.547	252.6
Runs=1 Total laps=19 Full laps=13							13	1'36.141	26.812	26.679	25.156	17.494	254.4
1	3'27.450	22.989	32.552	27.971	19.222		14	1'35.905	26.653	26.664	25.118	17.470	255.3
2	1'42.881	29.083	28.799	26.490	18.509	250.8	15	1'35.745	26.573	26.678	25.094	17.400	256.2
3	1'39.798	27.995	27.688	26.111	18.004	253.5	16	1'35.464	26.411	26.667	24.987	17.399	256.2
4	1'38.154	27.605	27.264	25.613	17.672	253.5	17	1'35.906	26.428	26.767	25.270	17.441	257.1
5	1'37.371	27.114	27.312	25.448	17.497	254.4	18	1'35.583	26.379	26.698	25.084	17.422	257.1
6	1'36.937	27.041	27.062	25.248	17.586	255.3	19	1'35.665	26.645	26.585	24.988	17.447	257.1
7	1'36.372	26.884	26.925	25.128	17.435	254.4	9th 54 Fermín ALDEGUER CAG Speed Up SPA						
8	1'36.684 *	26.805	26.967	25.218	17.694 *	255.3	Runs=1 Total laps=19 Full laps=13						
9	1'36.300	26.612	26.913	25.192	17.583	253.5	1	3'11.968	21.699	30.743	28.575	19.696	
10	1'36.519	26.795	26.739	25.400	17.585	254.4	2	1'41.469	28.683	28.207	26.368	18.211	251.7
11	1'36.037	26.669	26.777	25.121	17.470	255.3	3	1'38.767	27.777	27.500	25.479	18.011	256.2
12	1'35.825	26.682	26.607	25.098	17.438	255.3	4	1'37.804	27.460	27.249	25.295	17.800	255.3
13	1'55.490 P	28.67 *	29.928	29.251	27.639	254.4	5	1'36.873	27.059	27.103	25.115	17.596	254.4
14	8'57.991	21.162	30.296	26.060	18.013		6	1'38.411 *	26.864	27.505	25.981 *	18.061	254.4
15	1'36.959 *	26.994	27.190	25.314 *	17.461	251.7	7	1'36.687	26.773	27.093	25.268	17.553	253.5
16	1'36.120	26.787	26.942	25.010	17.381	255.3	8	1'38.231	26.671	27.633	26.147	17.780	253.5
17	1'35.516	26.442	26.821	24.928	17.325	255.3	9	1'37.199 *	26.657	27.246	25.393	17.903 *	255.3
18	1'35.270 *	26.483	26.625	24.893	17.269 *	255.3	10	1'36.321	26.784	26.980	24.981	17.576	257.1
19	1'35.390	26.405	26.750	24.889	17.346	256.2	11	1'36.028	26.521	26.962	25.080	17.465	252.6
7th 12 Filip SALAC Gresini Racing Moto2 CZE							12	1'35.728	26.417	26.863	24.984	17.464	254.4
Runs=1 Total laps=18 Full laps=14							13	1'44.157 P	26.398	28.183	26.427	23.149	253.5
1	2'43.806	20.767	31.015	26.996	18.800		14	9'14.276	21.195	28.420	25.931	17.733	
2	1'39.856	28.264	28.104	25.602	17.886	250.8	15	1'37.475	26.915	27.543	25.332	17.685	253.5
3	1'37.972	27.445	27.469	25.382	17.676	255.3	16	1'35.632	26.390	26.969	24.938	17.335	255.3
4	1'37.882	27.252	27.145	25.345	18.140	256.2	17	1'35.465	26.367	26.823	24.940	17.335	254.4
5	1'37.483	27.574	27.099	25.239	17.571	258.9	18	1'35.891	26.193	26.781	25.158	17.759	255.3
6	1'36.727	27.088	27.060	25.044	17.535	255.3	19	1'38.852 *	27.34 *	27.529	26.057	17.923	255.3
7	1'36.634	26.890	27.072	25.040	17.632	254.4	10th 23 Marcel SCHROTTE Liqui Moly Intact GP GER						
8	1'36.866	26.878	26.917	25.243	17.828	253.5	Runs=1 Total laps=19 Full laps=12						
9	1'36.289	26.762	26.871	25.088	17.568	253.5	1	2'52.660	22.571	30.771	27.142	21.216	
10	1'46.963 P	26.731	30.052	25.520 *	24.660	254.4	2	1'39.766	28.406	27.671	25.706	17.983	256.2
11	12'25.911 *	22.235	28.804	25.753 *	17.787 *		3	1'37.726	27.322	27.158	25.436	17.810	257.1
12	1'36.370	26.805	26.958	25.063	17.544	252.6	4	1'38.278 *	27.33 *	27.615	25.453	17.876	256.2
13	1'35.649	26.491	26.828	24.759	17.571	256.2							

Fastest Lap: Jake DIXON Zinia GASGAS Aspar GBR **1'35.000** 26.365 26.617 24.622 17.396

These data/results cannot be reproduced, stored and/or transmitted in whole or in part by any manner of electronic, mechanical, photocopying, recording, broadcasting or otherwise now known or herein after developed without the previous express consent by the copyright owner, except for reproduction in daily press and regular printed publications on sale to the public within 60 days of the event related to those data/results and always provided that copyright symbol appears together as follows below.
© DORNA, 2022

Free Practice Nr. 1

Moto2

Lap	Lap Time	T1	T2	T3	T4	Speed	Lap	Lap Time	T1	T2	T3	T4	Speed
5	1'37.789	27.169	27.040	25.706	17.874	256.2	18	1'39.515	26.515	28.922	25.954	18.124	255.3
6	1'36.496	26.915	26.834	25.094	17.653	255.3	19	1'37.431 *	27.42*	27.002	25.369	17.636	253.5
7	1'39.062	26.850	27.211	25.827	19.174	255.3	20	1'36.388	26.723	26.776	25.274	17.615	253.5
8	1'36.627	26.838	27.253	24.965	17.571	257.1	13th 40 Aron CANET Flexbox HP40 SPA						
9	1'37.782 *	26.710	27.358	25.780	17.934*	257.1	Runs=1 Total laps=18 Full laps=14						
10	1'43.341 *	32.158	27.493	25.966	17.724*	256.2	1	2'38.836	19.826	29.280	26.351	18.289	
11	1'36.627	26.903	26.815	25.073	17.836	257.1	2	1'39.506	27.797	27.969	25.518	18.222	251.7
12	1'41.493 P	26.866	27.012	25.032	22.583	256.2	3	1'38.201	27.552	27.484	25.389	17.776	254.4
13	10'53.983	20.153	27.859	25.641	17.852		4	1'37.160	26.928	27.367	25.226	17.639	253.5
14	1'36.649	26.839	26.991	25.087	17.732	255.3	5	1'37.083	27.142	27.168	25.209	17.564	255.3
15	1'36.325	26.783	26.959	24.992	17.591	255.3	6	1'36.723	26.970	27.140	25.090	17.523	252.6
16	1'36.065	26.682	26.822	25.001	17.560	255.3	7	1'36.918	26.964	27.137	25.234	17.583	251.7
17	1'35.915	26.681	26.793	24.910	17.531	255.3	8	1'43.501	33.197	27.291	24.988	18.025	251.7
18	1'35.572	26.496	26.671	24.908	17.497	257.1	9	1'36.238	26.709	27.046	24.983	17.500	251.7
19	1'37.913 *	26.71*	27.478*	25.833	17.887	257.1	10	1'48.298 P	26.93*	28.983	26.341	26.038	251.7
11th 14 Tony ARBOLINO Elf Marc VDS Racing ITA							11	11'11.546	19.322	27.825	25.507	17.605	
Runs=1 Total laps=18 Full laps=13							12	1'38.608	27.341	27.179	25.776	18.312	249.1
1	2'56.824	22.293	29.928	27.359	18.489		13	1'39.299	26.841	27.065	26.723	18.670	254.4
2	1'40.093	28.162	27.424	26.368	18.139	255.3	14	1'41.738	31.400	27.669	25.270	17.399	252.6
3	1'38.178	27.313	27.535	25.560	17.770	258.0	15	1'35.880	26.623	26.950	24.893	17.414	255.3
4	1'36.859	26.924	27.106	25.167	17.662	257.1	16	1'36.037	26.651	26.914	25.096	17.376	254.4
5	1'36.443	26.850	26.882	25.106	17.605	255.3	17	1'35.706	26.450	26.837	25.005	17.414	254.4
6	1'36.323	26.774	26.984	25.025	17.540	256.2	18	1'39.073 *	26.04*	30.518	25.075	17.440	254.4
7	1'36.559	26.764	26.833	25.075	17.887	256.2	14th 51 Pedro ACOSTA Red Bull KTM Ajo SPA						
8	1'36.251	26.637	27.062	24.995	17.557	256.2	Runs=1 Total laps=18 Full laps=13						
9	1'40.394 *	26.942	28.034	27.313*	18.105	261.8	1	3'28.106	22.314	32.615	28.162	19.757	
10	1'36.095	26.558	26.942	25.113	17.482	258.0	2	1'42.552	28.878	28.752	26.117	18.805	250.0
11	1'36.216	26.727	26.988	24.985	17.516	258.0	3	1'40.127	28.094	28.102	25.780	18.151	258.0
12	1'42.808 P	26.805	27.062	25.534	23.407	258.9	4	1'38.562	27.750	27.636	25.262	17.914	259.9
13	12'31.354	19.194	29.936	28.499	18.026		5	1'37.764	27.265	27.462	25.260	17.777	258.9
14	1'36.766	26.842	27.216	25.237	17.471	251.7	6	1'37.670	27.098	27.245	25.417	17.910	258.0
15	1'35.869	26.584	26.845	24.979	17.461	255.3	7	1'37.138	27.005	27.206	25.135	17.792	256.2
16	1'35.596	26.424	26.821	24.941	17.410	256.2	8	1'36.964	26.929	27.043	25.234	17.758	257.1
17	1'35.641	26.426	26.814	24.959	17.442	256.2	9	1'39.589	27.643	28.399	25.553	17.994	254.4
18	1'42.281 *	27.63*	29.729*	26.778	18.141	256.2	10	1'36.828 *	26.891	26.937	25.206*	17.794	258.0
12th 6 Cameron BEAUBIE American Racing USA							11	1'36.890	26.771	27.163	25.234	17.722	258.0
Runs=1 Total laps=20 Full laps=15							12	1'49.644 P	29.600	28.795	26.546	24.703	258.9
1	2'40.305	21.395	30.018	27.690	18.795		13	11'36.938	20.344	29.845	26.120	17.962	
2	1'40.873	28.257	28.273	26.109	18.234	252.6	14	1'36.932	27.096	27.035	25.196	17.605	256.2
3	1'38.702	27.342	27.552	25.776	18.032	254.4	15	1'36.249	26.665	26.808	25.155	17.621	257.1
4	1'42.160	27.508	27.845	27.129	19.678	257.1	16	1'36.277	26.596	26.923	25.206	17.552	258.0
5	1'37.938	27.166	27.256	25.727	17.789	254.4	17	1'35.709	26.433	26.753	25.002	17.521	258.0
6	1'37.297	26.899	27.143	25.513	17.742	253.5	18	1'43.365 *	28.51*	29.714*	26.983	18.157	258.9
7	1'37.993	27.014	27.430	25.527	18.022	254.4	15th 64 Bo BENDSNEYDER Pertamina Mandalika NED						
8	1'37.139	26.829	27.149	25.353	17.808	252.6	Runs=1 Total laps=19 Full laps=14						
9	1'37.001	26.992	27.268	25.092	17.649	254.4	1	2'54.544	22.147	30.277	27.242	18.997	
10	1'36.608	26.709	27.141	25.119	17.639	255.3	2	1'40.495 *	28.509	28.186	25.753*	18.047	250.0
11	1'40.292	27.182	28.213	25.479	19.418	255.3	3	1'40.337	29.758	27.686	25.213	17.680	253.5
12	1'42.067	27.172	27.724	26.591	20.580	252.6	4	1'37.185	27.063	27.471	25.107	17.544	255.3
13	1'46.626 P	27.153	27.487	25.738	26.248	254.4	5	1'36.632	26.878	27.098	25.040	17.616	255.3
14	8'21.479	24.594	27.956	26.265	18.771		6	1'36.672	26.801	27.017	25.117	17.737	254.4
15	1'36.683	26.890	26.917	25.239	17.637	252.6	7	1'36.623	27.050	26.947	25.015	17.611	252.6
16	1'41.561 *	26.41*	28.333	27.315	19.495	254.4	8	1'36.519	26.771	27.149	25.065	17.534	253.5
17	1'35.670	26.535	26.649	25.045	17.441	255.3							

Fastest Lap: Jake DIXON Zinia GASGAS Aspar GBR **1'35.000** 26.365 26.617 24.622 17.396

These data/results cannot be reproduced, stored and/or transmitted in whole or in part by any manner of electronic, mechanical, photocopying, recording, broadcasting or otherwise now known or herein after developed without the previous express consent by the copyright owner, except for reproduction in daily press and regular printed publications on sale to the public within 60 days of the event related to those data/results and always provided that copyright symbol appears together as follows below.
© DORNA, 2022

Free Practice Nr. 1

Moto2

Lap	Lap Time	T1	T2	T3	T4	Speed	Lap	Lap Time	T1	T2	T3	T4	Speed
9	1'37.516	26.920	27.053	25.636	17.907	253.5	18th 21 Alonso LOPEZ CAG Speed Up SPA						
10	1'36.409	26.988	26.921	24.974	17.526	256.2	Runs=1 Total laps=20 Full laps=14						
11	1'36.677	26.822	27.054	25.033	17.768	254.4	1	2'06.619	20.209	29.199	27.222	18.817	
12	1'36.163	26.797	26.855	24.996	17.515	255.3	2	1'39.871	28.204	27.662	25.912	18.093	250.0
13	1'36.072	26.665	26.918	24.942	17.547	251.7	3	1'38.070	27.466	27.269	25.563	17.772	252.6
14	1'36.202	26.665	26.901	25.182	17.454	252.6	4	1'37.347	27.063	27.092	25.584	17.608	250.8
15	1'37.637 *	27.91 *	26.945	25.066	17.715	251.7	5	1'36.935	26.774	27.070	25.543	17.548	250.0
16	1'35.898	26.669	26.921	24.880	17.428	254.4	6	1'36.858	26.845	27.008	25.421	17.584	250.0
17	1'43.516 P	26.895	27.410	25.288	23.923	255.3	7	1'41.264 *	29.20 *	28.586	25.691	17.781	251.7
18	10'08.463	19.989	28.764	25.656	17.581		8	1'36.499	26.836	26.823	25.298	17.542	251.7
19	1'36.069	26.855	26.899	24.953	17.362	252.6	9	1'36.325	26.695	26.935	25.158	17.537	252.6
16th 9 Jorge NAVARRO Flexbox HP40 SPA							10	1'36.060	26.574	26.791	25.234	17.461	249.1
Runs=1 Total laps=18 Full laps=13							11	1'44.639 P	26.562	27.010	26.161	24.906	253.5
1	2'26.122	22.393	29.974	27.057	18.803		12	8'59.043	18.932	29.845	25.732	17.802	
2	1'42.271 *	28.840	28.054	25.769	19.608*	254.4	13	1'36.945	26.807	27.184	25.426	17.528	247.4
3	1'38.612	27.792	27.553	25.446	17.821	256.2	14	1'37.932	26.472	28.435	25.554	17.471	252.6
4	1'37.311	27.113	27.296	25.272	17.630	256.2	15	1'39.944	26.621	29.892	25.316	18.115	252.6
5	1'38.895	27.017	27.347	26.685	17.846	258.0	16	1'36.076 *	26.593	26.891	25.162*	17.430	252.6
6	1'37.174	26.878	27.430	25.360	17.506	257.1	17	1'35.950	26.465	26.896	25.200	17.389	254.4
7	1'36.681	26.845	27.030	25.198	17.608	258.0	18	1'38.859 *	27.08 *	28.074	26.360	17.344	252.6
8	1'36.622	26.705	26.930	25.223	17.764	259.9	19	1'35.964	26.390	26.939	25.150	17.485	254.4
9	1'51.419 P	27.295	33.217	26.066	24.841	255.3	20	1'38.981	28.188	28.054	25.166	17.573	254.4
10	10'15.563	20.983	28.764	25.707	17.709		19th 42 Marcos RAMIREZ MV Agusta Forward R SPA						
11	1'36.517	26.906	26.945	25.203	17.463	254.4	Runs=1 Total laps=17 Full laps=12						
12	1'36.625 *	26.743	27.187	25.128*	17.567	255.3	1	2'18.897	23.381	30.462	27.978	21.419	
13	1'36.632	26.653	27.038	25.101	17.840	256.2	2	1'41.992	28.658	28.331	26.392	18.611	245.7
14	1'36.344	26.742	26.870	25.045	17.687	255.3	3	1'39.578	27.979	27.823	25.634	18.142	252.6
15	1'35.935	26.542	26.861	25.076	17.456	257.1	4	1'38.171	27.425	27.464	25.435	17.847	252.6
16	1'40.176	29.173	27.609	25.900	17.494	256.2	5	1'38.154	27.432	27.663	25.267	17.792	252.6
17	1'35.972	26.730	26.866	24.917	17.459	258.0	6	1'37.529	27.274	27.357	25.124	17.774	251.7
18	1'36.393	26.665	27.267	25.002	17.459	258.9	7	1'37.206	27.218	27.282	25.025	17.681	251.7
17th 7 Barry BALTUS RW Racing GP BEL							8	1'37.160	27.074	27.277	25.064	17.745	253.5
Runs=1 Total laps=21 Full laps=8							9	1'36.944	27.019	27.129	25.116	17.680	253.5
1	2'34.670	20.660	29.898	26.924	18.590		10	1'59.560 P	28.657	39.303	25.696	25.904	254.4
2	1'40.904 *	28.633	27.870	26.678*	17.723	254.4	11	13'46.641	19.964	28.292	25.871	17.920	
3	1'38.219 *	27.526	27.519	25.543*	17.631	255.3	12	1'37.265	27.345	27.077	25.082	17.761	251.7
4	1'37.562 *	27.228	27.280	25.297*	17.757	252.6	13	1'36.668	26.997	27.075	24.917	17.679	253.5
5	1'37.098 *	27.169	27.089	25.300*	17.540	252.6	14	1'36.159	26.880	26.882	24.893	17.504	253.5
6	1'36.822	26.913	27.045	25.194	17.670	253.5	15	1'38.983 *	26.748	26.900	24.787*	20.548	253.5
7	1'36.568 *	26.51*	27.332	25.179	17.539	252.6	16	1'36.060	26.750	26.963	24.831	17.516	255.3
8	1'36.917 *	27.002	27.101	25.216*	17.598	252.6	17	1'41.374 *	27.64*	30.888*	24.954	17.883	255.3
9	1'36.851	26.880	26.979	25.137	17.855	253.5	20th 52 Jeremy ALCOBA Liqui Moly Intact GP SPA						
10	1'37.084 *	27.090	27.214	25.089*	17.691	256.2	Runs=1 Total laps=21 Full laps=8						
11	1'36.550 *	26.920	26.900	25.134*	17.596	251.7	1	2'53.161	20.819	30.388	27.977	19.689	
12	1'47.875 P	29.890	27.307	26.254	24.424	251.7	2	1'42.548 *	28.791	28.274	26.599*	18.884	256.2
13	8'05.192 *	21.738	28.860	25.922*	17.691		3	1'40.656 *	28.063	28.258	26.009*	18.326	256.2
14	1'36.664	26.925	27.129	25.122	17.488	251.7	4	1'56.119 P	33.273	30.258	27.326	25.262	255.3
15	1'36.022	26.779	26.760	24.993	17.490	251.7	5	6'25.968	19.482	28.665	26.186	18.352	
16	1'35.943	26.767	26.828	24.944	17.404	253.5	6	1'38.891	27.530	27.760	25.697	17.904	252.6
17	1'36.060 *	26.664	26.731	25.013*	17.652	254.4	7	1'38.234	27.332	27.425	25.508	17.969	255.3
18	1'35.951	26.613	26.906	24.862	17.570	253.5	8	1'37.327	27.143	27.086	25.368	17.730	257.1
19	1'36.165	26.751	27.010	24.867	17.537	254.4	9	1'36.983 *	26.879	27.006	25.372	17.726*	256.2
20	1'35.944	26.666	26.926	24.836	17.516	255.3	10	1'37.678	26.932	27.576	25.420	17.750	254.4
21	1'41.066 *	27.03*	28.877*	26.373	18.784	256.2							

Fastest Lap: Jake DIXON Zinia GASGAS Aspar GBR **1'35.000** 26.365 26.617 24.622 17.396

These data/results cannot be reproduced, stored and/or transmitted in whole or in part by any manner of electronic, mechanical, photocopying, recording, broadcasting or otherwise now known or herein after developed without the previous express consent by the copyright owner, except for reproduction in daily press and regular printed publications on sale to the public within 60 days of the event related to those data/results and always provided that copyright symbol appears together as follows below.
© DORNA, 2022

Free Practice Nr. 1

Moto2

Lap	Lap Time	T1	T2	T3	T4	Speed	Lap	Lap Time	T1	T2	T3	T4	Speed	
11	1'37.460 *	26.95 *	27.120	25.433	17.956*	253.5	20	1'36.446	26.749	26.824	25.321	17.552	255.3	
12	1'37.253 *	26.993	27.154	25.312*	17.794	253.5	23rd 16 Joe ROBERTS Italtrans Racing Team USA							
13	1'36.705 *	26.760	27.165	25.185*	17.595	255.3	Runs=1	Total laps=19	Full laps=16					
14	1'36.205 *	26.632	26.899	25.140*	17.534	255.3	1	2'54.264	21.796	30.559	27.364	18.964		
15	1'36.113	26.635	26.871	25.090	17.517	256.2	2	1'41.078	28.481	28.292	25.979	18.326	250.8	
16	1'36.649	26.736	26.962	25.431	17.520	256.2	3	1'42.173	27.808	30.121	25.950	18.294	250.8	
17	1'36.724 *	26.962	26.994	25.259*	17.509	256.2	4	1'38.912	27.652	27.635	25.711	17.914	251.7	
18	1'36.343	26.714	26.970	25.174	17.485	256.2	5	1'38.408	27.418	27.522	25.606	17.862	250.0	
19	1'35.909 *	26.548	26.787	25.085*	17.489	255.3	6	1'39.186	27.327	28.054	25.965	17.840	250.0	
20	1'36.422 *	26.644	27.037	25.273*	17.468	255.3	7	1'37.671	27.165	27.341	25.448	17.717	249.1	
21	1'36.650	26.816	27.064	25.231	17.539	256.2	8	1'46.945	28.593	34.001	25.962	18.389	250.0	
21st 61 Alessandro ZACCO Gresini Racing Moto2 ITA							9	1'41.060	27.412	27.443	26.477	19.728	250.8	
Runs=1	Total laps=20	Full laps=13						10	1'37.556	27.117	27.332	25.396	17.711	251.7
1	2'44.392	21.789	31.205	27.853	19.147	11	1'45.470 P	27.128	27.698	26.312	24.332	250.8		
2	1'41.607	28.430	28.407	26.429	18.341	250.0	12	9'25.860	20.446	30.967	26.018	17.869		
3	1'39.283	27.378	27.670	25.994	18.241	253.5	13	1'37.282	27.193	27.227	25.332	17.530	247.4	
4	1'38.663	27.273	27.557	25.721	18.112	253.5	14	1'37.400	27.107	27.170	25.224	17.899	250.0	
5	1'38.287	27.067	27.460	25.616	18.144	254.4	15	1'36.872	27.045	27.027	25.281	17.519	250.0	
6	1'37.947	26.916	27.394	25.707	17.930	254.4	16	1'41.628	31.123	27.328	25.426	17.751	250.0	
7	1'39.289 *	27.619	28.233	25.506*	17.931	251.7	17	1'36.704	26.924	27.014	25.176	17.590	250.8	
8	1'37.772	27.054	27.363	25.414	17.941	250.0	18	1'38.196	26.944	28.254	25.345	17.653	250.8	
9	1'37.624	26.958	27.268	25.490	17.908	252.6	19	1'36.454	26.810	26.974	25.177	17.493	251.7	
10	1'37.423	26.951	27.265	25.405	17.802	252.6	24th 24 Simone CORSI MV Agusta Forward R ITA							
11	1'37.285	26.895	27.185	25.381	17.824	252.6	Runs=1	Total laps=20	Full laps=16					
12	1'37.515	27.100	27.314	25.245	17.856	252.6	1	2'20.282	21.980	31.260	27.858	19.535		
13	1'46.528 P	27.973	27.680	25.747	25.128	253.5	2	1'41.749	28.564	28.519	26.054	18.612	249.1	
14	9'16.618	21.673	35.435	28.191	18.375	3	1'40.335	27.839	28.332	25.810	18.354	250.0		
15	1'38.653 *	27.298	27.690	25.868*	17.797	250.0	4	1'41.072	27.818	29.498	25.631	18.125	253.5	
16	1'36.744	26.848	27.174	25.116	17.606	253.5	5	1'38.492	27.302	27.675	25.545	17.970	251.7	
17	1'36.309 *	26.635	27.008	25.041*	17.625	254.4	6	1'37.802	27.100	27.420	25.366	17.916	250.0	
18	1'36.685	26.706	27.157	25.136	17.686	255.3	7	1'38.469	27.218	27.846	25.379	18.026	250.8	
19	1'36.250	26.569	26.878	25.022	17.781	254.4	8	1'37.232	26.893	27.257	25.241	17.841	250.0	
20	1'40.014 *	26.82*	28.942*	26.178	18.066	254.4	9	1'39.718	27.191	28.039	26.263	18.225	254.4	
22nd 28 Niccolò ANTONELLI Mooney VR46 Racing ITA							10	1'39.448	27.147	28.468	25.930	17.903	248.2	
Runs=2	Total laps=20	Full laps=14						11	1'37.003	26.692	27.159	25.324	17.828	250.8
1	2'34.343	21.144	30.278	27.721	19.052	12	1'40.764	26.791	27.667	27.602	18.704	252.6		
2	1'48.821 P	28.758	28.039	27.346	24.678	254.4	13	1'48.417 P	27.192	28.283	26.127	26.815	250.8	
3	2'29.015	20.423	27.944	26.237	18.034	14	8'52.413	19.873	28.452	25.854	17.869			
4	1'39.001	27.771	27.428	25.912	17.890	256.2	15	1'36.953	26.893	27.182	25.247	17.631	250.0	
5	1'39.655 *	28.21*	27.750	25.773	17.913	255.3	16	1'36.486	26.716	27.078	25.090	17.602	250.8	
6	1'39.007	27.597	27.437	25.757	18.216	253.5	17	1'40.138	26.771	29.700	25.612	18.055	251.7	
7	1'37.970	27.337	27.415	25.476	17.742	254.4	18	1'36.469	26.609	26.933	25.181	17.746	253.5	
8	1'37.606	27.112	27.238	25.488	17.768	254.4	19	1'36.663	26.552	27.106	25.213	17.792	251.7	
9	1'37.135	27.069	26.964	25.382	17.720	254.4	20	1'37.849 *	27.09*	27.157*	25.643	17.953	250.8	
10	1'37.299	27.285	26.951	25.426	17.637	255.3	25th 84 Zonta VAN DEN GO RW Racing GP NED							
11	1'36.909	26.870	26.879	25.483	17.677	255.3	Runs=1	Total laps=19	Full laps=14					
12	1'46.182 P	28.054	27.968	25.914	24.246	254.4	1	2'17.217	22.187	30.676	27.685	19.483		
13	7'34.909	20.600	30.771	26.205	17.962	2	1'43.815	28.828	29.304	26.895	18.788	251.7		
14	1'37.077	27.199	26.932	25.386	17.560	253.5	3	1'40.799	28.254	28.209	26.132	18.204	256.2	
15	1'36.625	26.800	26.838	25.291	17.696	256.2	4	1'40.120	27.609	28.389	26.086	18.036	254.4	
16	1'36.481	26.870	26.795	25.266	17.550	256.2	5	1'38.746	27.474	27.692	25.667	17.913	255.3	
17	1'36.381	26.788	26.782	25.276	17.535	256.2	6	1'38.292	27.295	27.594	25.544	17.859	254.4	
18	1'36.441	26.760	26.776	25.293	17.612	257.1	7	1'37.996	27.245	27.427	25.543	17.781	254.4	
19	1'36.888	26.688	26.808	25.813	17.579	257.1								

Fastest Lap: Jake DIXON Zinia GASGAS Aspar GBR **1'35.000** 26.365 26.617 24.622 17.396

These data/results cannot be reproduced, stored and/or transmitted in whole or in part by any manner of electronic, mechanical, photocopying, recording, broadcasting or otherwise now known or herein after developed without the previous express consent by the copyright owner, except for reproduction in daily press and regular printed publications on sale to the public within 60 days of the event related to those data/results and always provided that copyright symbol appears together as follows below.
© DORNA, 2022

Official MotoGP Timing by TISSOT
www.motogp.com

Spielberg, Friday, August 19, 2022



Free Practice Nr. 1

Moto2

Lap	Lap Time	T1	T2	T3	T4	Speed	Lap	Lap Time	T1	T2	T3	T4	Speed
8	1'38.238	27.240	27.304	25.420	18.274	255.3	3	1'41.096 *	27.873	27.866	25.860	19.497*	250.0
9	1'51.103 P	27.161	29.186	29.241	25.515	256.2	4	1'39.342 *	27.613	27.825	25.878*	18.026*	250.8
10	10'40.697 *	20.792	28.578	26.367	18.123*		5	1'38.777	27.620	27.630	25.708	17.819	250.0
11	1'38.803	27.418	27.533	25.898	17.954	250.0	6	1'38.717	27.409	27.833	25.461	18.014	250.0
12	1'37.519	27.106	27.251	25.491	17.671	252.6	7	1'37.910 *	27.308	27.410	25.436	17.756*	248.2
13	1'37.479	26.917	27.130	25.652	17.780	254.4	8	1'37.798	27.118	27.339	25.393	17.948	249.1
14	1'37.237	27.039	27.041	25.439	17.718	254.4	9	1'38.023 *	27.145	27.500	25.547	17.831*	250.0
15	1'37.096	26.939	27.148	25.372	17.637	254.4	10	1'45.024 P	27.319	27.440	25.590	24.675	248.2
16	1'36.918	26.848	27.116	25.288	17.666	255.3	11	9'26.113	19.574	28.459	25.916	18.343	
17	1'38.692 *	26.876	27.127	26.546*	18.143*	255.3	12	1'38.625	27.583	27.662	25.539	17.841	248.2
18	1'43.841	30.221	30.380	25.507	17.733	253.5	13	1'38.143 *	27.211	27.546	25.613	17.773*	250.8
19	1'46.181 *	29.92*	31.052*	26.763*	18.442	256.2	14	1'37.773	27.231	27.419	25.434	17.689	250.8

26th 18 Manuel GONZALEZ Yamaha VR46 Master SPA

Runs=2 Total laps=16 Full laps=5

1	2'35.088 *	21.283	29.844	27.904*	18.922	
2	1'43.599	28.924	29.316	26.682	18.677	254.4
3	1'40.813 *	28.190	28.419	26.217*	17.987	256.2
4	1'42.611 *	27.752	27.608	25.988*	21.263	257.1
5	1'38.218	27.503	27.338	25.602	17.775	254.4
6	1'40.772 *	27.133	29.483	26.341*	17.815	254.4
7	1'37.598	27.073	27.399	25.516	17.610	254.4
8	1'37.110	26.961	27.120	25.457	17.572	253.5
9	1'42.686 *	26.923	29.466	26.891*	19.406*	253.5
10	1'37.224	26.971	27.072	25.536	17.645	254.4
11	1'43.966 P	27.318	28.092	26.238	22.318	252.6
12	10'15.695 *	19.368	27.735	26.109*	18.932	
13	1'38.478 *	27.244	27.544	25.760*	17.930	251.7
14	1'43.224 P	26.949	28.144	26.039*	22.092	253.5
15	6'26.844 *	19.004	27.650	25.946*	17.869*	
16	1'37.821 *	27.42*	27.253*	25.625*	17.523	253.5

27th 81 Keminth KUBO Yamaha VR46 Master THA

Runs=1 Total laps=17 Full laps=12

1	2'17.349	21.884	30.316	27.695	19.383	
2	1'43.815	28.931	29.208	26.955	18.721	250.8
3	1'40.791	28.292	28.256	26.004	18.239	255.3
4	1'39.384	27.639	27.969	25.895	17.881	253.5
5	1'38.213	27.349	27.708	25.498	17.658	252.6
6	1'38.044	27.277	27.572	25.445	17.750	251.7
7	1'37.821	27.316	27.348	25.526	17.631	250.8
8	1'40.974	27.851	29.814	25.566	17.743	250.0
9	1'39.025 *	27.20*	27.608	26.072	18.143	253.5
10	1'37.792	27.027	27.884	25.237	17.644	254.4
11	1'37.285	27.087	27.187	25.348	17.663	250.8
12	1'47.510 P	29.613	27.658	25.996	24.243	252.6
13	13'44.591	20.938	28.087	25.751	17.878	
14	1'37.325	27.018	27.011	25.610	17.686	250.0
15	1'37.117	26.989	27.165	25.317	17.646	251.7
16	1'37.192	26.968	27.448	25.211	17.565	252.6
17	1'37.232 *	27.19*	27.145*	25.313	17.577	252.6

28th 33 Rory SKINNER American Racing GBR

Runs=1 Total laps=20 Full laps=10

1	2'11.849	20.837	30.362	27.582	19.153	
2	1'41.964	28.715	28.520	26.419	18.310	245.7

29th 4 Sean Dylan KELLY American Racing USA

Runs=1 Total laps=21 Full laps=16

1	3'16.387	20.809	30.020	27.668	19.154	
2	1'42.827	28.833	28.309	26.978	18.707	250.8
3	1'41.078	28.342	27.981	26.339	18.416	252.6
4	1'39.871	27.859	27.644	26.134	18.234	251.7
5	1'39.601	27.753	27.701	26.023	18.124	250.8
6	1'39.089	27.581	27.430	26.008	18.070	250.8
7	1'39.236	27.518	27.488	26.044	18.186	250.0
8	1'38.650	27.474	27.376	25.670	18.130	250.0
9	1'38.459	27.417	27.314	25.707	18.021	251.7
10	1'38.103	27.315	27.200	25.680	17.908	251.7
11	1'38.171	27.318	27.147	25.759	17.947	251.7
12	1'38.254	27.473	27.215	25.646	17.920	251.7
13	1'46.730 P	27.546	27.365	26.534	25.285	250.0
14	6'12.110	20.998	27.954	26.037	18.003	
15	1'38.413	27.407	27.375	25.715	17.916	250.8
16	1'37.804	27.219	27.191	25.512	17.882	251.7
17	1'41.339	27.098	28.715	27.409	18.117	252.6
18	1'37.254	27.052	27.122	25.314	17.766	254.4
19	1'39.290 *	28.27*	27.310	25.866	17.836	252.6
20	1'37.895	26.999	27.614	25.426	17.856	253.5
21	1'37.675 *	27.14*	27.216*	25.450	17.869	254.4

30th 29 Taiga HADA Pertamina Mandalika JPN

Runs=1 Total laps=16 Full laps=11

1	2'31.913	20.583	30.859	27.556	19.180	
2	1'42.701	28.636	28.364	27.099	18.602	252.6
3	1'40.018	27.854	27.981	25.968	18.215	254.4
4	1'40.250	28.102	28.209	25.746	18.193	255.3
5	1'40.665 *	28.71*	27.965	25.746	18.242	255.3
6	1'40.915 *	27.782	27.756	25.657	19.720*	254.4
7	1'40.790	27.773	29.387	25.492	18.138	252.6
8	1'40.183	27.618	28.714	25.797	18.054	253.5
9	1'38.981	27.449	27.786	25.681	18.065	257.1
10	1'38.181	27.239	27.639	25.300	18.003	256.2
11	1'50.552 P	27.536	32.174	25.571	25.271	256.2

Fastest Lap: Jake DIXON Zinia GASGAS Aspar GBR **1'35.000** 26.365 26.617 24.622 17.396

These data/results cannot be reproduced, stored and/or transmitted in whole or in part by any manner of electronic, mechanical, photocopying, recording, broadcasting or otherwise now known or herein after developed without the previous express consent by the copyright owner, except for reproduction in daily press and regular printed publications on sale to the public within 60 days of the event related to those data/results and always provided that copyright symbol appears together as follows below.
© DORNA, 2022

Free Practice Nr. 1

Moto2

Lap	Lap Time	T1	T2	T3	T4	Speed	Lap	Lap Time	T1	T2	T3	T4	Speed
12	14'14.577	21.618	29.732	26.447	18.586								
13	1'38.848	27.528	27.717	25.615	17.988	251.7							
14	1'40.024	28.816	27.636	25.792	17.780	252.6							
15	1'38.045	27.269	27.450	25.361	17.965	254.4							
16	1'37.740	27.217	27.450	25.207	17.866	253.5							

31st **8** **Senna AGIUS** Elf Marc VDS Racing AUS
 Runs=1 Total laps=18 Full laps=8

1	2'32.867	22.251	31.673	29.165	20.080								
2	1'44.176	29.008	28.861	27.384	18.923	253.5							
3	1'42.153	28.892	28.196	26.319	18.746	257.1							
4	1'40.228	27.958	27.770	26.199	18.301	258.0							
5	1'47.195 *	34.06*	28.642	26.171*	18.316	258.0							
6	1'39.622 *	27.629	27.806	25.988*	18.199	258.0							
7	1'38.800	27.370	27.608	25.785	18.037	258.0							
8	1'38.985	27.459	27.431	25.940	18.155	258.0							
9	1'38.776	27.407	27.381	25.830	18.158	257.1							
10	1'46.686 P	27.436	28.331	26.075	24.844	257.1							
11	11'35.396	20.967	28.647	26.737	18.225								
12	1'39.138 *	27.603	27.649	25.902*	17.984	252.6							
13	1'38.791 *	27.455	27.616	25.851*	17.869	255.3							
14	1'38.746 *	27.342	27.525	25.971*	17.908	255.3							
15	1'38.688	27.398	27.427	25.762	18.101	256.2							
16	1'37.870	27.257	27.225	25.541	17.847	257.1							
17	1'38.444 *	27.272	27.275	25.534*	18.363	258.0							
18	1'39.608 *	27.51*	27.516*	26.027	18.554	257.1							

Fastest Lap: Jake DIXON Zinia GASGAS Aspar GBR **1'35.000** 26.365 26.617 24.622 17.396

These data/results cannot be reproduced, stored and/or transmitted in whole or in part by any manner of electronic, mechanical, photocopying, recording, broadcasting or otherwise now known or herein after developed without the previous express consent by the copyright owner, except for reproduction in daily press and regular printed publications on sale to the public within 60 days of the event related to those data/results and always provided that copyright symbol appears together as follows below.
 © DORNA, 2022

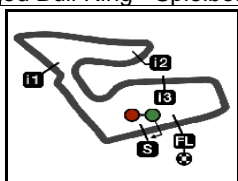
Official MotoGP Timing by TISSOT
 www.motogp.com

Spielberg, Friday, August 19, 2022

Page 7 of 7

moto2





4348 m.

CryptoDATA MOTORRAD GRAND PRIX VON ÖSTERREICH

Free Practice Nr. 1

Best Partial Times

Moto2™

IT Ideal Lap Time, sum of the best partial times

BT Best Lap Time

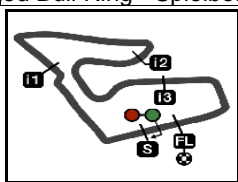
T1		T2		T3		T4				IT		BT	
Pos	Rider	Time	Rider	Time	Rider	Time	Rider	Time	Pos	Rider	IT	BT	
1	F.ALDEGUER	26.193	L.DALLA PORTA	26.503	A.FERNANDEZ	24.614	A.FERNANDEZ	17.300	1	J.DIXON	1'34.875	1'35.000	(1)
2	J.DIXON	26.311	S.CHANTRA	26.562	J.DIXON	24.622	S.CHANTRA	17.317	2	A.FERNANDEZ	1'35.063	1'35.161	(2)
3	C.VIETTI	26.379	C.VIETTI	26.585	F.SALAC	24.759	L.DALLA PORTA	17.321	3	L.DALLA PORTA	1'35.163	1'35.186	(3)
4	A.LOPEZ	26.390	J.DIXON	26.603	A.ARENAS	24.800	A.OGURA	17.325	4	A.OGURA	1'35.226	1'35.390	(6)
5	A.OGURA	26.405	A.OGURA	26.607	M.RAMIREZ	24.831	F.ALDEGUER	17.335	5	F.ALDEGUER	1'35.247	1'35.465	(9)
6	A.ARENAS	26.423	F.SALAC	26.632	B.BALTUS	24.836	J.DIXON	17.339	6	S.CHANTRA	1'35.254	1'35.387	(5)
7	T.ARBOLINO	26.424	C.BEAUBIER	26.649	B.BENDSNEYDE	24.880	A.LOPEZ	17.344	6	A.ARENAS	1'35.254	1'35.352	(4)
8	A.FERNANDEZ	26.431	M.SCHROTTER	26.671	A.OGURA	24.889	A.ARENAS	17.347	8	F.SALAC	1'35.258	1'35.435	(7)
9	P.ACOSTA	26.433	A.ARENAS	26.684	A.CANET	24.893	B.BENDSNEYDE	17.362	9	C.VIETTI	1'35.350	1'35.464	(8)
10	L.DALLA PORTA	26.434	A.FERNANDEZ	26.718	L.DALLA PORTA	24.905	A.CANET	17.376	10	A.CANET	1'35.556	1'35.706	(13)
11	F.SALAC	26.446	B.BALTUS	26.731	M.SCHROTTER	24.908	C.VIETTI	17.399	11	M.SCHROTTE	1'35.572	1'35.572	(10)
12	A.CANET	26.450	P.ACOSTA	26.753	J.NAVARRO	24.917	B.BALTUS	17.404	12	B.BALTUS	1'35.584	1'35.943	(17)
13	S.CHANTRA	26.452	N.ANTONELLI	26.776	S.CHANTRA	24.923	T.ARBOLINO	17.410	13	T.ARBOLINO	1'35.589	1'35.596	(11)
14	M.SCHROTTER	26.496	F.ALDEGUER	26.781	F.ALDEGUER	24.938	F.SALAC	17.421	14	C.BEAUBIER	1'35.650	1'35.670	(12)
15	C.BEAUBIER	26.515	J.ALCOBA	26.787	T.ARBOLINO	24.941	C.BEAUBIER	17.441	15	A.LOPEZ	1'35.675	1'35.950	(18)
16	J.NAVARRO	26.542	A.LOPEZ	26.791	C.VIETTI	24.987	J.NAVARRO	17.456	16	P.ACOSTA	1'35.709	1'35.709	(14)
17	J.ALCOBA	26.548	T.ARBOLINO	26.814	P.ACOSTA	25.002	J.ALCOBA	17.468	17	B.BENDSNEY	1'35.762	1'35.898	(15)
18	S.CORSI	26.552	A.CANET	26.837	A.ZACCONE	25.022	J.ROBERTS	17.493	18	J.NAVARRO	1'35.776	1'35.935	(16)
19	A.ZACCONE	26.569	B.BENDSNEYDE	26.855	C.BEAUBIER	25.045	M.SCHROTTER	17.497	19	J.ALCOBA	1'35.893	1'36.113	(20)
20	B.BALTUS	26.613	J.NAVARRO	26.861	S.CORSI	25.090	M.RAMIREZ	17.504	20	M.RAMIREZ	1'35.965	1'36.060	(19)
21	B.BENDSNEYDE	26.665	A.ZACCONE	26.878	J.ALCOBA	25.090	P.ACOSTA	17.521	21	A.ZACCONE	1'36.075	1'36.250	(21)
22	N.ANTONELLI	26.688	M.RAMIREZ	26.882	A.LOPEZ	25.150	M.GONZALEZ	17.523	22	S.CORSI	1'36.177	1'36.469	(24)
23	M.RAMIREZ	26.748	S.CORSI	26.933	J.ROBERTS	25.176	N.ANTONELLI	17.535	23	N.ANTONELLI	1'36.265	1'36.381	(22)
24	J.ROBERTS	26.810	J.ROBERTS	26.974	T.HADA	25.207	K.KUBO	17.565	24	J.ROBERTS	1'36.453	1'36.454	(23)

These data/results cannot be reproduced, stored and/or transmitted in whole or in part by any manner of electronic, mechanical, photocopying, recording, broadcasting or otherwise now known or herein after developed without the previous express consent by the copyright owner, except for reproduction in daily press and regular printed publications on sale to the public within 60 days of the event related to those data/results and always provided that copyright symbol appears together as follows below.

© DORNA, 2022

Official MotoGP Timing by TISSOT
www.motogp.com





4348 m.

CryptoDATA MOTORRAD GRAND PRIX VON ÖSTERREICH

Free Practice Nr. 1

Best Partial Times

Moto2™

IT Ideal Lap Time, sum of the best partial times*BT* Best Lap Time

T1			T2			T3			T4				
<i>Pos</i>	<i>Rider</i>	<i>Time</i>	<i>Rider</i>	<i>Time</i>	<i>Rider</i>	<i>Time</i>	<i>Rider</i>	<i>Time</i>	<i>Pos</i>	<i>Rider</i>	<i>IT</i>	<i>BT</i>	
25	Z.VAN DEN GOO	26.848	K.KUBO	27.011	K.KUBO	25.211	S.CORSI	17.602	25	K.KUBO	1'36.755	1'37.117 (27)	
26	M.GONZALEZ	26.923	Z.VAN DEN GOO	27.041	N.ANTONELLI	25.266	A.ZACCONE	17.606	26	Z.VAN DEN GO	1'36.814	1'36.918 (25)	
27	R.SKINNER	26.931	M.GONZALEZ	27.072	Z.VAN DEN GOO	25.288	R.SKINNER	17.630	27	M.GONZALEZ	1'36.975	1'37.110 (26)	
28	K.KUBO	26.968	S.KELLY	27.122	R.SKINNER	25.295	Z.VAN DEN GOO	17.637	28	R.SKINNER	1'37.080	1'37.165 (28)	
29	S.KELLY	26.999	R.SKINNER	27.224	S.KELLY	25.314	S.KELLY	17.766	29	S.KELLY	1'37.201	1'37.254 (29)	
30	T.HADA	27.217	S.AGIUS	27.225	M.GONZALEZ	25.457	T.HADA	17.780	30	T.HADA	1'37.654	1'37.740 (30)	
31	S.AGIUS	27.257	T.HADA	27.450	S.AGIUS	25.541	S.AGIUS	17.847	31	S.AGIUS	1'37.870	1'37.870 (31)	

These data/results cannot be reproduced, stored and/or transmitted in whole or in part by any manner of electronic, mechanical, photocopying, recording, broadcasting or otherwise now known or herein after developed without the previous express consent by the copyright owner, except for reproduction in daily press and regular printed publications on sale to the public within 60 days of the event related to those data/results and always provided that copyright symbol appears together as follows below.

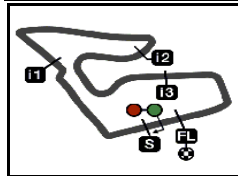
© DORNA, 2022

Official MotoGP Timing by TISSOT

www.motogp.com


moto2™





4348 m.

CryptoDATA MOTORRAD GRAND PRIX VON ÖSTERREICH**Free Practice Nr. 1****Fastest Laps Sequence**

<i>Practice Time</i>	 <i>Rider</i>	<i>Nation</i>	<i>Motorcycle</i>	<i>Time</i>	<i>Km/h</i>	<i>Rider's Lap</i>
3'46.490	21 Alonso LOPEZ	SPA	BOSCOSCURO	1'39.871	156.7	2
4'18.342	40 Aron CANET	SPA	KALEX	1'39.506	157.3	2
4'36.025	35 Somkiat CHANTRA	THA	KALEX	1'39.160	157.8	2
5'24.560	21 Alonso LOPEZ	SPA	BOSCOSCURO	1'38.070	159.6	3
5'54.879	13 Celestino VIETTI	ITA	KALEX	1'37.788	160.0	3
6'07.756	75 Albert ARENAS	SPA	KALEX	1'37.611	160.3	3
7'01.907	21 Alonso LOPEZ	SPA	BOSCOSCURO	1'37.347	160.7	4
7'24.316	9 Jorge NAVARRO	SPA	KALEX	1'37.311	160.8	4
7'32.108	13 Celestino VIETTI	ITA	KALEX	1'37.229	160.9	4
7'33.703	40 Aron CANET	SPA	KALEX	1'37.160	161.1	4
7'44.796	75 Albert ARENAS	SPA	KALEX	1'37.040	161.3	4
7'51.954	14 Tony ARBOLINO	ITA	KALEX	1'36.859	161.6	4
9'08.677	13 Celestino VIETTI	ITA	KALEX	1'36.569	162.0	5
9'28.397	14 Tony ARBOLINO	ITA	KALEX	1'36.443	162.3	5
10'57.485	75 Albert ARENAS	SPA	KALEX	1'35.942	163.1	6
12'57.079	37 Augusto FERNANDEZ	SPA	KALEX	1'35.706	163.5	7
19'30.589	37 Augusto FERNANDEZ	SPA	KALEX	1'35.318	164.2	11
38'29.554	19 Lorenzo DALLA PORTA	ITA	KALEX	1'35.286	164.2	18
38'49.479	37 Augusto FERNANDEZ	SPA	KALEX	1'35.161	164.4	17
39'17.094	96 Jake DIXON	GBR	KALEX	1'35.000	164.7	18

These data/results cannot be reproduced, stored and/or transmitted in whole or in part by any manner of electronic, mechanical, photocopying, recording, broadcasting or otherwise now known or herein after developed without the previous express consent by the copyright owner, except for reproduction in daily press and regular printed publications on sale to the public within 60 days of the event related to those data/results and always provided that copyright symbol appears together as follows below.

© DORNA, 2022

Official MotoGP Timing by TISSOT
www.motogp.com

Spielberg, Friday, August 19, 2022

