


5900 m.

MONSTER ENERGY BRITISH GRAND PRIX**Free Practice Nr. 2****Classification****6**

	Rider	Nation	Team	Motorcycle	Time	Lap Total	Gap	Top Speed
1	20 Fabio QUARTARARO	FRA	Monster Energy Yamaha MotoGP	YAMAHA	1'58.946	14 15		327.2
2	36 Joan MIR	SPA	Team SUZUKI ECSTAR	SUZUKI	1'59.100	15 16	0.154 0.154	329.2
3	12 Maverick VIÑALES	SPA	Aprilia Racing	APRILIA	1'59.123	15 15	0.177 0.023	331.2
4	5 Johann ZARCO	FRA	Prima Pramac Racing	DUCATI	1'59.134	15 15	0.188 0.011	329.2
5	41 Aleix ESPARGARO	SPA	Aprilia Racing	APRILIA	1'59.153	14 15	0.207 0.019	333.3
6	88 Miguel OLIVEIRA	POR	Red Bull KTM Factory Racing	KTM	1'59.163	15 15	0.217 0.010	326.2
7	42 Alex RINS	SPA	Team SUZUKI ECSTAR	SUZUKI	1'59.246	11 18	0.300 0.083	331.2
8	23 Enea BASTIANINI	ITA	Gresini Racing MotoGP	DUCATI	1'59.358	15 16	0.412 0.112	335.4
9	43 Jack MILLER	AUS	Ducati Lenovo Team	DUCATI	1'59.364	13 14	0.418 0.006	330.2
10	72 Marco BEZZECCHI	ITA	Mooney VR46 Racing Team	DUCATI	1'59.378	17 17	0.432 0.014	332.3
11	63 Francesco BAGNAIA	ITA	Ducati Lenovo Team	DUCATI	1'59.385	14 15	0.439 0.007	332.3
12	10 Luca MARINI	ITA	Mooney VR46 Racing Team	DUCATI	1'59.396	15 16	0.450 0.011	329.2
13	89 Jorge MARTIN	SPA	Prima Pramac Racing	DUCATI	1'59.657	15 16	0.711 0.261	330.2
14	73 Alex MARQUEZ	SPA	LCR Honda CASTROL	HONDA	1'59.789	14 16	0.843 0.132	326.2
15	6 Stefan BRADL	GER	Repsol Honda Team	HONDA	1'59.801	16 16	0.855 0.012	329.2
16	44 Po ESPARGARO	SPA	Repsol Honda Team	HONDA	1'59.852	13 14	0.906 0.051	330.2
17	49 Fabio DI GIANNANTONIO	ITA	Gresini Racing MotoGP	DUCATI	1'59.986	15 16	1.040 0.134	329.2
18	30 Takaaki NAKAGAMI	JPN	LCR Honda IDEMITSU	HONDA	2'00.003	4 16	1.057 0.017	326.2
19	4 Andrea DOVIZIOSO	ITA	WithU Yamaha RNF MotoGP Tea	YAMAHA	2'00.043	15 16	1.097 0.040	328.2
20	21 Franco MORBIDELLI	ITA	Monster Energy Yamaha MotoGP	YAMAHA	2'00.138	15 17	1.192 0.095	324.3
21	33 Brad BINDER	RSA	Red Bull KTM Factory Racing	KTM	2'00.144	4 10	1.198 0.006	327.2
22	87 Remy GARDNER	AUS	Tech3 KTM Factory Racing	KTM	2'00.154	14 15	1.208 0.010	329.2
23	40 Darryn BINDER	RSA	WithU Yamaha RNF MotoGP Tea	YAMAHA	2'01.528	2 10	2.582 1.374	328.2
24	25 Raul FERNANDEZ	SPA	Tech3 KTM Factory Racing	KTM	2'02.062	7 11	3.116 0.534	323.3

Practice condition: **Dry**Air: **18°**Humidity: **44%**Ground: **34°**

Fastest Lap:	Lap: 14	Fabio QUARTARARO	1'58.946	178.5 Km/h
Best Race Lap:	2019	Marc MARQUEZ	1'59.936	177.0 Km/h
All Time Lap Record:	2019	Marc MARQUEZ	1'58.168	179.7 Km/h

The results are provisional until the end of the limit for protest and appeals.

Time limit for protest expires 30' after publication of the results - Time:

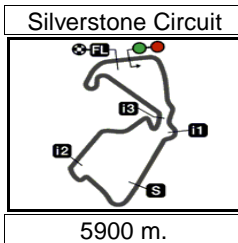
These data/results cannot be reproduced, stored and/or transmitted in whole or in part by any manner of electronic, mechanical, photocopying, recording, broadcasting or otherwise now known or herein after developed without the previous express consent by the copyright owner, except for reproduction in daily press and regular printed publications on sale to the public within 60 days of the event related to those data/results and always provided that copyright symbol appears together as follows below.

© DORNA, 2022

Official MotoGP Timing by TISSOT

www.motogp.com

Silverstone, Friday, August 05, 2022



Results and timing service provided by TISSOT

MotoGP™

MONSTER ENERGY BRITISH GRAND PRIX
Free Practice Nr. 2
Combined Free Practice Times

7

	Rider	Nation	Team	MOTORCYCLE	FP1	FP2	Gap
1	20 F.QUARTARARO	FRA	Monster Energy Yamaha MotoGP	YAMAHA	2'00.438 16	1'58.946 14	
2	36 J.MIR	SPA	Team SUZUKI ECSTAR	SUZUKI	2'00.843 18	1'59.100 15	0.154 0.154
3	12 M.VIÑALES	SPA	Aprilia Racing	APRILIA	2'00.799 16	1'59.123 15	0.177 0.023
4	5 J.ZARCO	FRA	Prima Pramac Racing	DUCATI	1'59.893 13	1'59.134 15	0.188 0.011
5	41 A.ESPARGARO	SPA	Aprilia Racing	APRILIA	2'00.630 15	1'59.153 14	0.207 0.019
6	88 M.OLIVEIRA	POR	Red Bull KTM Factory Racing	KTM	2'01.120 8	1'59.163 15	0.217 0.010
7	42 A.RINS	SPA	Team SUZUKI ECSTAR	SUZUKI	2'00.220 16	1'59.246 11	0.300 0.083
8	23 E.BASTIANINI	ITA	Gresini Racing MotoGP	DUCATI	2'01.219 14	1'59.358 15	0.412 0.112
9	43 J.MILLER	AUS	Ducati Lenovo Team	DUCATI	2'01.055 14	1'59.364 13	0.418 0.006
10	72 M.BEZZECCHI	ITA	Mooney VR46 Racing Team	DUCATI	2'01.112 6	1'59.378 17	0.432 0.014
11	63 F.BAGNAIA	ITA	Ducati Lenovo Team	DUCATI	1'59.920 12	1'59.385 14	0.439 0.007
12	10 L.MARINI	ITA	Mooney VR46 Racing Team	DUCATI	2'01.607 11	1'59.396 15	0.450 0.011
13	89 J.MARTIN	SPA	Prima Pramac Racing	DUCATI	2'00.948 19	1'59.657 15	0.711 0.261
14	73 A.MARQUEZ	SPA	LCR Honda CASTROL	HONDA	2'01.174 8	1'59.789 14	0.843 0.132
15	6 S.BRADL	GER	Repsol Honda Team	HONDA	2'02.062 15	1'59.801 16	0.855 0.012
16	44 P.ESPARGARO	SPA	Repsol Honda Team	HONDA	2'01.040 13	1'59.852 13	0.906 0.051
17	49 F.DI GIANNANTO	ITA	Gresini Racing MotoGP	DUCATI	2'02.179 16	1'59.986 15	1.040 0.134
18	30 T.NAKAGAMI	JPN	LCR Honda IDEMITSU	HONDA	2'00.448 18	2'00.003 4	1.057 0.017
19	4 A.DOVIZIOSO	ITA	WithU Yamaha RNF MotoGP Team	YAMAHA	2'01.748 15	2'00.043 15	1.097 0.040
20	21 F.MORBIDELLI	ITA	Monster Energy Yamaha MotoGP	YAMAHA	2'01.775 10	2'00.138 15	1.192 0.095
21	33 B.BINDER	RSA	Red Bull KTM Factory Racing	KTM	2'00.994 15	2'00.144 4	1.198 0.006
22	87 R.GARDNER	AUS	Tech3 KTM Factory Racing	KTM	2'01.539 17	2'00.154 14	1.208 0.010
23	40 D.BINDER	RSA	WithU Yamaha RNF MotoGP Team	YAMAHA	2'02.565 15	2'01.528 2	2.582 1.374
24	25 R.FERNANDEZ	SPA	Tech3 KTM Factory Racing	KTM	2'01.578 6	2'02.062 7	2.632 0.050

Pole Position Record:	2019	Marc MARQUEZ	1'58.168	179.7 Km/h
Best Race Lap:	2019	Marc MARQUEZ	1'59.936	177.0 Km/h
All Time Lap Record:	2019	Marc MARQUEZ	1'58.168	179.7 Km/h

The results are provisional until the end of the limit for protest and appeals.

Time limit for protest expires 60' after publication of the results - Time:

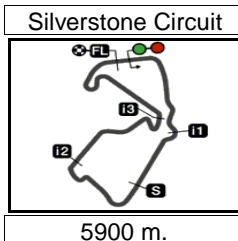
These data/results cannot be reproduced, stored and/or transmitted in whole or in part by any manner of electronic, mechanical, photocopying, recording, broadcasting or otherwise now known or herein after developed without the previous express consent by the copyright owner, except for reproduction in daily press and regular printed publications on sale to the public within 60 days of the event related to those data/results and always provided that copyright symbol appears together as follows below.

© DORNA, 2022

Official MotoGP Timing by TISSOT
 www.motogp.com

Silverstone, Friday, August 05, 2022



**MONSTER ENERGY BRITISH GRAND PRIX****Free Practice Nr. 2****Top Speed & Average****8**

Rider	Nation	Motorcycle	Top 5 speeds					Average	Top
23 Enea BASTIANINI	ITA	DUCATI	335.4	333.3	333.3	331.2	330.2	332.7	335.4
41 Aleix ESPARGARO	SPA	APRILIA	333.3	332.3	330.2	330.2	330.2	330.9	333.3
43 Jack MILLER	AUS	DUCATI	332.3	331.2	330.2	328.2	328.2	330.0	332.3
63 Francesco BAGNAIA	ITA	DUCATI	332.3	331.2	330.2	330.2	330.2	330.6	332.3
12 Maverick VIÑALES	SPA	APRILIA	331.2	330.2	330.2	330.2	330.2	330.4	331.2
42 Alex RINS	SPA	SUZUKI	331.2	330.2	329.2	329.2	329.2	329.8	331.2
44 Pol ESPARGARO	SPA	HONDA	330.2	329.2	327.2	327.2	326.2	327.7	330.2
72 Marco BEZZECCHI	ITA	DUCATI	330.2	330.2	329.2	329.2	328.2	329.4	330.2
89 Jorge MARTIN	SPA	DUCATI	330.2	329.2	328.2	328.2	328.2	328.6	330.2
5 Johann ZARCO	FRA	DUCATI	329.2	329.2	329.2	328.2	328.2	328.8	329.2
6 Stefan BRADL	GER	HONDA	329.2	329.2	327.2	327.2	325.3	327.2	329.2
10 Luca MARINI	ITA	DUCATI	329.2	328.2	328.2	328.2	327.2	328.0	329.2
36 Joan MIR	SPA	SUZUKI	329.2	328.2	328.2	328.2	327.2	328.0	329.2
49 Fabio DI GIANNANTONIO	ITA	DUCATI	329.2	327.2	326.2	326.2	326.2	326.9	329.2
87 Remy GARDNER	AUS	KTM	329.2	327.2	325.3	325.3	325.3	326.5	329.2
4 Andrea DOVIZIOSO	ITA	YAMAHA	328.2	328.2	328.2	327.2	327.2	327.8	328.2
40 Darryn BINDER	RSA	YAMAHA	328.2	324.3	323.3	323.3	321.4	324.1	328.2
20 Fabio QUARTARARO	FRA	YAMAHA	327.2	327.2	326.2	326.2	325.3	326.1	327.2
33 Brad BINDER	RSA	KTM	327.2	327.2	326.2	326.2	325.3	326.4	327.2
30 Takaaki NAKAGAMI	JPN	HONDA	326.2	326.2	326.2	325.3	325.3	325.8	326.2
73 Alex MARQUEZ	SPA	HONDA	326.2	325.3	325.3	325.3	325.3	325.5	326.2
88 Miguel OLIVEIRA	POR	KTM	326.2	325.3	325.3	324.3	323.3	324.6	326.2
21 Franco MORBIDELLI	ITA	YAMAHA	324.3	323.3	322.3	322.3	321.4	322.1	324.3
25 Raul FERNANDEZ	SPA	KTM	323.3	321.4	320.4	317.6	313.9	319.3	323.3

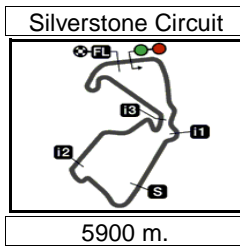
These data/results cannot be reproduced, stored and/or transmitted in whole or in part by any manner of electronic, mechanical, photocopying, recording, broadcasting or otherwise now known or herein after developed without the previous express consent by the copyright owner, except for reproduction in daily press and regular printed publications on sale to the public within 60 days of the event related to those data/results and always provided that copyright symbol appears together as follows below.

© DORNA, 2022

Official MotoGP Timing by TISSOT
www.motogp.com



Silverstone, Friday, August 05, 2022



Results and timing service provided by TISSOT

MotoGP™

MONSTER ENERGY BRITISH GRAND PRIX

Free Practice Nr. 2

Chronological Analysis of Performances

9

* Lap / Sector time cancelled **T1** Time from finish line to 1st intermediate **T3** Time from 2nd intermed. to 3rd intermed.
P Crossing the finish line in pit lane **T2** Time from 1st intermed. to 2nd intermed. **T4** Time from 3rd intermediate to finish line
****** Tyre data subject to further updates

Lap	Lap Time	T1	T2	T3	T4	Speed	Lap	Lap Time	T1	T2	T3	T4	Speed	
1st	20	Fabio QUARTARARO YAMAHA FRA Monster Energy Yamaha MotoGP						Run # 3	Front Tyre Slick-Soft Rear Tyre Slick-Soft New Tyre New Tyre					
			Runs=2 Total laps=15 Full laps=9											
Run # 1	Front Tyre	Slick-Medium		Rear Tyre	Slick-Medium		Run # 13	7'37.490	19.961	39.223	27.869	30.669	324.3	
			New Tyre		New Tyre		Run # 14	1'59.536	23.464	38.405	27.361	30.306	327.2	
1	3'37.588	20.710	42.038	28.960	31.703	298.3	Run # 15	1'59.100	23.289	38.340	27.271	30.200	329.2	
2	2'02.147	23.942	39.645	27.804	30.756	325.3	Run # 16	2'36.219	* 30.987*	48.596*	29.786	46.850	297.5	
3	2'00.794	23.562	38.860	27.704	30.668	325.3								
4	2'00.330	23.482	38.820	27.484	30.544	323.3								
5	1'59.933	23.376	38.554	27.567	30.436	324.3								
6	2'09.206	23.478	38.687	34.836	32.205	326.2								
7	2'09.095	P 23.502	38.818	27.719	39.056	324.3								
Run # 2	Front Tyre	Slick-Soft		Rear Tyre	Slick-Medium									
			17 Laps at start		7 Laps at start									
8	9'30.091	* 21.028	39.978*	28.656	31.069	306.8								
9	2'00.253	23.498	38.684	27.613	30.458	325.3								
10	2'01.693	* 23.432	39.258*	28.122	30.881	315.7								
11	2'00.151	23.471	38.661	27.557	30.462	326.2								
12	2'13.959	P 24.866	40.571	29.007	39.515	323.3								
Run # 3	Front Tyre	Slick-Soft		Rear Tyre	Slick-Soft									
			New Tyre		New Tyre									
13	7'57.449	* 20.276	40.018*	28.309	30.654	299.1								
14	1'58.946	23.211	38.233	27.341	30.161	327.2								
15	1'59.111	23.303	38.377	27.406	30.025	327.2								
2nd	36	Joan MIR SUZUKI SPA Team SUZUKI ECSTAR						Run # 2	Front Tyre Slick-Medium Rear Tyre Slick-Medium 5 Laps at start New Tyre					
			Runs=2 Total laps=16 Full laps=8											
Run # 1	Front Tyre	Slick-Medium		Rear Tyre	Slick-Hard		Run # 6	7'43.928	19.620	39.775	28.144	30.663	320.4	
			New Tyre		New Tyre		Run # 7	2'00.951	23.762	38.785	27.709	30.695	325.3	
1	2'34.306	20.590	41.129	29.048	31.275	305.0	Run # 8	2'00.096	23.532	38.567	27.462	30.535	328.2	
2	2'01.799	24.075	39.062	27.910	30.752	328.2	Run # 9	2'04.171	24.626	39.574	29.331	30.640	326.2	
3	2'01.963	* 23.742	39.223*	28.071	30.927	326.2	Run # 10	2'00.100	23.477	38.541	27.648	30.434	328.2	
4	2'00.597	23.555	38.751	27.682	30.609	325.3	Run # 11	2'01.443	* 23.456	39.618*	27.736	30.633	327.2	
5	2'12.857	P 23.642	40.202	28.185	40.828	326.2	Run # 12	2'13.543	P 23.549	41.485*	29.332	39.177	325.3	
Run # 2	Front Tyre	Slick-Medium		Rear Tyre	Slick-Medium									
			5 Laps at start		New Tyre									
6	7'43.928	19.620	39.775	28.144	30.663	320.4								
7	2'00.951	23.762	38.785	27.709	30.695	325.3								
8	2'00.096	23.532	38.567	27.462	30.535	328.2								
9	2'04.171	24.626	39.574	29.331	30.640	326.2								
10	2'00.100	23.477	38.541	27.648	30.434	328.2								
11	2'01.443	* 23.456	39.618*	27.736	30.633	327.2								
12	2'13.543	P 23.549	41.485*	29.332	39.177	325.3								
3rd	12	Maverick VIÑALES APRILIA SPA Aprilia Racing						Run # 3	Front Tyre Slick-Medium Rear Tyre Slick-Soft New Tyre New Tyre					
			Runs=2 Total laps=15 Full laps=7											
Run # 1	Front Tyre	Slick-Medium		Rear Tyre	Slick-Medium		Run # 13	8'37.974	21.794	39.406	27.861	30.542	327.2	
			New Tyre		New Tyre		Run # 14	1'59.415	23.449	38.318	27.306	30.342	330.2	
1	3'00.612	19.413	40.024	28.521	30.852	325.3	Run # 15	1'59.123	23.363	38.253	27.386	30.121	330.2	
2	2'01.792	23.825	39.546	27.684	30.737	331.2								
3	2'00.484	* 23.630	38.680*	27.661	30.513	330.2								
4	1'59.737	23.390	38.374	27.592	30.381	329.2								
5	2'13.886	P 23.426	40.197	30.572	39.691	330.2								
Run # 2	Front Tyre	Slick-Medium		Rear Tyre	Slick-Medium									
			5 Laps at start		5 Laps at start									
6	9'40.486	21.094	40.240	28.483	30.799	319.5								
7	2'00.299	23.651	38.527	27.576	30.545	329.2								
8	2'00.085	23.594	38.446	27.611	30.434	328.2								
9	2'00.090	23.500	38.615	27.519	30.456	329.2								
10	2'00.852	* 23.533	38.644*	27.550	31.125	329.2								
11	2'00.575	* 23.584	38.684*	27.737	30.570	326.2								
12	2'12.443	P 25.641	39.435	28.288	39.079	325.3								
Run # 3	Front Tyre	Slick-Medium		Rear Tyre	Slick-Soft									
			New Tyre		New Tyre									
13	8'37.974	21.794	39.406	27.861	30.542	327.2								
14	1'59.415	23.449	38.318	27.306	30.342	330.2								
15	1'59.123	23.363	38.253	27.386	30.121	330.2								
4th	5	Johann ZARCO DUCATI FRA Prima Pramac Racing						Run # 1	Front Tyre Slick-Medium Rear Tyre Slick-Medium New Tyre 3 Laps at start					
			Runs=2 Total laps=15 Full laps=8											
Run # 1	Front Tyre	Slick-Medium		Rear Tyre	Slick-Medium		Run # 1	2'45.651	21.030	41.681	28.732	30.830	284.2	
			New Tyre		New Tyre		Run # 2	2'01.219	23.823	38.794	27.637	30.965	328.2	
1	2'45.651	21.030	41.681	28.732	30.830	284.2	Run # 3	2'07.665	* 27.727*	41.177*	28.248	30.513	291.1	
2	2'01.219	23.823	38.794	27.637	30.965	328.2	Run # 4	2'01.048	23.636	38.837	27.985	30.590	327.2	
3	2'07.665	* 27.727*	41.177*	28.248	30.513	291.1	Run # 5	2'00.154	23.532	38.616	27.611	30.395	329.2	
4	2'01.048	23.636	38.837	27.985	30.590	327.2	Run # 6	2'10.096	P 24.204	39.203	28.365	38.324	328.2	
5	2'00.154	23.532	38.616	27.611	30.395	329.2								
6	2'10.096	P 24.204	39.203	28.365	38.324	328.2								

Fastest Lap: Fabio QUARTARARO Monster Energy Yama FRA **1'58.946** 23.211 38.233 27.341 30.161

These data/results cannot be reproduced, stored and/or transmitted in whole or in part by any manner of electronic, mechanical, photocopying, recording, broadcasting or otherwise now known or herein after developed without the previous express consent by the copyright owner, except for reproduction in daily press and regular printed publications on sale to the public within 60 days of the event related to those data/results and always provided that copyright symbol appears together as follows below.
 © DORNA, 2022

Official MotoGP Timing by TISSOT
www.motogp.com



Silverstone, Friday, August 05, 2022

Free Practice Nr. 2

MotoGP

Lap	Lap Time	T1	T2	T3	T4	Speed	Lap	Lap Time	T1	T2	T3	T4	Speed
Run # 2	<i>Front Tyre</i>	Slick-Medium	<i>Rear Tyre</i>	Slick-Medium									
		6 Laps at start			9 Laps at start								
7	9'56.630	22.548	41.863	28.920	30.938	284.9							
8	2'05.216	27.162	39.749	27.669	30.636	324.3							
9	2'00.667	23.684	38.787	27.731	30.465	329.2							
10	2'02.772 *	23.645	40.216*	28.222	30.689	301.6							
11	2'14.230 P	27.751	40.379	27.697	38.403	325.3							
Run # 3	<i>Front Tyre</i>	Slick-Soft	<i>Rear Tyre</i>	Slick-Soft									
		3 Laps at start			New Tyre								
12	8'57.734	20.712	40.892	28.149	30.484	297.5							
13	2'09.939	25.555	39.531	28.397	36.456	322.3							
14	1'59.210	23.469	38.356	27.227	30.158	329.2							
15	1'59.134	23.303	38.342	27.366	30.123	326.2							
5th	41	Alex ESPARGARO		APRILIA	SPA								
		Aprilia Racing											
		Runs=2	Total laps=15	Full laps=6									
Run # 1	<i>Front Tyre</i>	Slick-Medium	<i>Rear Tyre</i>	Slick-Medium									
		New Tyre			New Tyre								
1	3'01.034	19.602	40.166	28.348	31.029	318.5							
2	2'02.449	23.674	39.594	27.954	31.227	333.3							
3	2'00.580 *	23.499	38.737*	27.987	30.357	330.2							
4	1'59.681	23.253	38.419	27.705	30.304	327.2							
5	2'05.112	27.412	39.343	27.759	30.598	325.3							
6	2'08.106 P	23.430	38.735	27.769	38.172	330.2							
Run # 2	<i>Front Tyre</i>	Slick-Medium	<i>Rear Tyre</i>	Slick-Medium									
		6 Laps at start			6 Laps at start								
7	10'24.684	19.591	39.677	27.969	30.604	325.3							
8	1'59.895	23.461	38.564	27.570	30.300	329.2							
9	2'04.746 *	25.642	39.405*	27.781	31.918	330.2							
10	2'00.928 *	23.350	38.575*	27.693	31.310	332.3							
11	2'12.482 P	25.731	39.129	29.012	38.610	328.2							
Run # 3	<i>Front Tyre</i>	Slick-Medium	<i>Rear Tyre</i>	Slick-Soft									
		New Tyre			New Tyre								
12	8'05.548	19.979	39.332	28.215	31.813	327.2							
13	1'59.426	23.533	38.343	27.376	30.174	330.2							
14	1'59.153	23.252	38.391	27.287	30.223	330.2							
15	2'15.211 *	25.774*	42.266*	30.008	37.163	288.0							
6th	88	Miguel OLIVEIRA		KTM	POR								
		Red Bull KTM Factory Racing											
		Runs=2	Total laps=15	Full laps=7									
Run # 1	<i>Front Tyre</i>	Slick-Medium	<i>Rear Tyre</i>	Slick-Medium									
		New Tyre			New Tyre								
1	2'36.648	21.304	41.214	31.835	31.756	288.7							
2	2'00.863	23.864	38.714	27.792	30.493	322.3							
3	2'02.268 *	23.577	39.533*	28.211	30.947	315.7							
4	2'00.272	23.398	38.712	27.542	30.620	320.4							
5	2'00.253	23.450	38.670	27.615	30.518	324.3							
6	2'12.212 P	26.575	39.448	28.289	37.900	326.2							
Run # 2	<i>Front Tyre</i>	Slick-Medium	<i>Rear Tyre</i>	Slick-Medium									
		6 Laps at start			6 Laps at start								
7	9'46.903	25.279	39.694	28.007	30.449	299.1							
8	1'59.770	23.590	38.490	27.361	30.329	325.3							
9	1'59.893	23.342	38.628	27.575	30.348	325.3							
10	2'01.074 *	23.734	39.045*	27.720	30.575	323.3							
7th	42	Alex RINS		SUZUKI	SPA								
		Team SUZUKI ECSTAR											
		Runs=2	Total laps=18	Full laps=10									
Run # 3	<i>Front Tyre</i>	Slick-Medium	<i>Rear Tyre</i>	Slick-Soft									
		New Tyre			New Tyre								
11	2'12.410 P	27.575	39.723*	28.056	37.056	315.7							
12	9'30.925	20.649	40.917	28.314	30.388	284.2							
13	2'10.929	25.499	39.437	28.595	37.398	308.5							
14	1'59.627 *	23.328	38.425*	27.445	30.429	320.4							
15	1'59.163	23.193	38.581	27.306	30.083	323.3							
Run # 1	<i>Front Tyre</i>	Slick-Medium	<i>Rear Tyre</i>	Slick-Hard									
		New Tyre			New Tyre								
1	2'51.822	22.046	41.804	29.169	31.228	296.7							
2	2'01.858	23.832	39.213	28.051	30.762	326.2							
3	2'01.443 *	23.871	39.046*	27.985	30.541	329.2							
4	1'59.945	23.358	38.815	27.534	30.238	324.3							
5	2'03.688	26.069	39.109	27.821	30.689	320.4							
6	2'03.933 *	25.504*	39.566	28.112	30.751	319.5							
7	2'00.358	23.413	38.806	27.660	30.479	325.3							
8	2'16.702 P	27.240	40.251*	28.751	40.460	313.9							
Run # 2	<i>Front Tyre</i>	Slick-Soft	<i>Rear Tyre</i>	Slick-Soft									
		New Tyre			New Tyre								
9	5'19.262	24.329	39.995	27.932	30.398	321.4							
10	1'59.351	23.360	38.471	27.350	30.170	330.2							
11	1'59.246	23.265	38.302	27.404	30.275	329.2							
12	2'21.214 P	32.139*	40.355*	29.155	39.565	313.0							
Run # 3	<i>Front Tyre</i>	Slick-Soft	<i>Rear Tyre</i>	Slick-Soft									
		4 Laps at start			4 Laps at start								
13	5'35.141	21.507	41.337	29.401	30.893	322.3							
14	2'00.051	23.624	38.514	27.564	30.349	327.2							
15	1'59.818	23.446	38.474	27.536	30.362	328.2							
16	1'59.934	23.305	38.649	27.529	30.451	329.2							
17	2'00.606	23.391	38.486	27.570	31.159	331.2							
18	2'29.159 *	27.780*	40.577	29.571	51.231	320.4							
8th	23	Enea BASTIANINI		DUCATI	ITA								
		Gresini Racing MotoGP											
		Runs=2	Total laps=16	Full laps=6									
Run # 1	<i>Front Tyre</i>	Slick-Medium	<i>Rear Tyre</i>	Slick-Medium									
		New Tyre			New Tyre								
1	2'43.818	21.270	41.314	28.968	35.342	312.1							
2	2'07.159 *	24.072	39.225*	27.836	36.026	330.2							
3	2'06.775 *	23.832	39.993*	31.982	30.968	331.2							
4	2'00.611	23.449	38.826	27.732	30.604	328.2							
5	2'04.412 *	25.717*	40.062	27.815	30.818	322.3							
6	2'12.263 P	23.809	41.058	28.516	38.880	329.2							
Run # 2	<i>Front Tyre</i>	Slick-Medium	<i>Rear Tyre</i>	Slick-Medium									
		6 Laps at start			6 Laps at start								
7	10'40.814	20.513	39.676	28.047	30.740	321.4							
8	2'00.783	23.501	38.895	27.898	30.489	329.2							
9	2'01.579 *	23.520	38.821*	27.857	31.381	328.2							
10	2'01.766 *	23.537	39.909*	27.722	30.598	326.2							
11	2'00.814	23.511	38.848	27.836	30.619	333.3							
12	2'09.715 P	25.018	39.179	27.911	37.607	326.2							

Fastest Lap: Fabio QUARTARARO Monster Energy Yama FRA **1'58.946** 23.211 38.233 27.341 30.161

These data/results cannot be reproduced, stored and/or transmitted in whole or in part by any manner of electronic, mechanical, photocopying, recording, broadcasting or otherwise now known or herein after developed without the previous express consent by the copyright owner, except for reproduction in daily press and regular printed publications on sale to the public within 60 days of the event related to those data/results and always provided that copyright symbol appears together as follows below.
© DORNA, 2022

Official MotoGP Timing by TISSOT
www.motogp.com

Silverstone, Friday, August 05, 2022

Page 2 of 6



Free Practice Nr. 2

MotoGP

Lap	Lap Time	T1	T2	T3	T4	Speed	Lap	Lap Time	T1	T2	T3	T4	Speed
Run # 3	Front Tyre	Slick-Soft		Rear Tyre	Slick-Soft		16	1'59.706	23.608	38.374	27.408	30.316	330.2
		New Tyre			New Tyre		17	1'59.378	23.353	38.327	27.472	30.226	330.2
13	6'25.091	21.421	39.654	28.112	34.614	323.3							
14	1'59.826	23.427	38.624	27.466	30.309	333.3							
15	1'59.358	23.273	38.461	27.382	30.242	335.4							
16	2'03.255	24.386	39.206	28.341	31.322	326.2							
9th 43	Jack MILLER	DUCATI		AUS	Ducati Lenovo Team								
		Runs=2	Total laps=15	Full laps=9									
Run # 1	Front Tyre	Slick-Medium		Rear Tyre	Slick-Hard								
		New Tyre			New Tyre								
1	2'56.968	20.726	41.484	29.147	31.205	301.6							
2	2'02.546	24.249	39.443	28.076	30.778	325.3							
3	2'01.673 *	23.858	39.268*	27.942	30.605	325.3							
4	2'00.750	23.550	38.919	27.685	30.596	326.2							
5	2'03.802	23.629	40.807	28.576	30.790	328.2							
6	2'11.842	30.292	39.629	29.252	32.669	323.3							
7	2'12.537 P	23.682	42.384*	28.930	37.541	291.1							
Run # 2	Front Tyre	Slick-Medium		Rear Tyre	Slick-Medium								
		7 Laps at start			New Tyre								
8	5'59.488	21.366	40.174	28.169	30.684	317.6							
9	2'04.011 *	26.343*	39.202	27.880	30.586	325.3							
10	1'59.701	23.472	38.569	27.457	30.203	328.2							
unfinished		23.399				332.3							
Run # 3	Front Tyre	Slick-Soft		Rear Tyre	Slick-Soft								
		New Tyre			New Tyre								
11	2'03.254	21.936	40.008	28.009	33.301	317.6							
12	1'59.795	23.470	38.706	27.365	30.254	331.2							
13	1'59.364	23.360	38.430	27.309	30.265	330.2							
14	2'15.450 *	29.067*	44.189	29.054	33.140	249.4							
11th 63	Francesco BAGNAIA	DUCATI		ITA	Ducati Lenovo Team								
		Runs=2	Total laps=15	Full laps=6									
Run # 1	Front Tyre	Slick-Medium		Rear Tyre	Slick-Medium								
		New Tyre			8 Laps at start								
1	2'42.735	20.961	41.659	28.756	31.109	306.8							
2	2'06.183 *	23.972	39.185*	28.037	34.989	331.2							
3	2'04.362 *	24.378	40.018*	29.021	30.945	325.3							
4	2'01.494	23.761	39.235	27.860	30.638	330.2							
5	2'17.990 P	23.805	43.706	30.845	39.634	329.2							
Run # 2	Front Tyre	Slick-Medium		Rear Tyre	Slick-Medium								
		5 Laps at start			4 Laps at start								
6	9'00.746	22.019	40.844	28.445	31.173	317.6							
7	2'00.491	23.575	38.775	27.618	30.523	329.2							
8	2'00.578	23.694	38.764	27.527	30.593	330.2							
9	2'00.380	23.658	38.724	27.574	30.424	332.3							
10	2'03.716 *	23.681	40.266*	28.808	30.961	330.2							
11	2'19.653 P	30.773*	40.837*	29.384	38.659	310.3							
Run # 3	Front Tyre	Slick-Medium		Rear Tyre	Slick-Soft								
		New Tyre			New Tyre								
12	9'52.031 *	21.187	40.041*	27.952*	30.727	320.4							
13	1'59.591	23.521	38.524	27.365	30.181	330.2							
14	1'59.385	23.445	38.388	27.370	30.182	330.2							
15	2'18.612 *	35.263*	40.862	29.164	33.323	320.4							
10th 72	Marco BEZZECCHI	DUCATI		ITA	Mooney VR46 Racing Team								
		Runs=2	Total laps=17	Full laps=10									
Run # 1	Front Tyre	Slick-Medium		Rear Tyre	Slick-Medium								
		New Tyre			New Tyre								
1	2'24.361	21.260	41.841	29.167	31.182	304.2							
2	2'01.783	23.987	38.949	28.089	30.758	327.2							
3	2'15.169 *	25.639	50.859*	28.042	30.629	180.9							
4	2'00.204	23.436	38.670	27.634	30.464	327.2							
5	2'00.182	23.373	38.648	27.573	30.588	329.2							
6	2'00.295	23.638	38.633	27.593	30.431	328.2							
7	2'11.484 P	23.906	39.486	29.758	38.334	325.3							
Run # 2	Front Tyre	Slick-Medium		Rear Tyre	Slick-Medium								
		7 Laps at start			7 Laps at start								
8	6'56.531	22.470	42.173	33.775	31.293	305.0							
9	2'01.300	23.770	38.907	28.025	30.598	326.2							
10	2'00.639	23.565	38.700	27.860	30.514	329.2							
11	2'14.344 P	25.608*	39.979*	29.210	39.547	325.3							
Run # 3	Front Tyre	Slick-Medium		Rear Tyre	Slick-Soft								
		New Tyre			New Tyre								
12	8'09.058	21.738	40.129	28.172	30.831	318.5							
13	2'01.175	24.376	38.572	27.711	30.516	327.2							
14	2'00.252	23.661	38.667	27.538	30.386	327.2							
15	2'16.930 *	28.357*	44.427	28.147	35.999	175.8							
12th 10	Luca MARINI	DUCATI		ITA	Mooney VR46 Racing Team								
		Runs=2	Total laps=16	Full laps=8									
Run # 1	Front Tyre	Slick-Medium		Rear Tyre	Slick-Medium								
		New Tyre			New Tyre								
1	3'02.967	19.914	40.590	28.535	30.940	297.5							
2	2'01.219	23.866	38.976	27.791	30.586	327.2							
3	2'05.122 *	23.473	38.744*	31.736	31.169	329.2							
4	2'00.675	23.577	38.798	27.747	30.553	323.3							
5	2'00.372	23.526	38.795	27.528	30.523	326.2							
6	2'11.830 P	27.015	39.116	28.005	37.694	322.3							
Run # 2	Front Tyre	Slick-Medium		Rear Tyre	Slick-Medium								
		6 Laps at start			6 Laps at start								
7	6'51.453	21.523	40.768	28.452	31.181	313.9							
8	2'00.468	23.643	38.672	27.699	30.454	327.2							
9	2'00.571	23.690	38.771	27.624	30.486	324.3							
10	2'00.462	23.668	38.705	27.670	30.419	328.2							
11	2'01.436 *	23.656	39.306*	27.722	30.752	326.2							
12	2'10.952 P	24.003	39.094*	27.893	39.962	324.3							
Run # 3	Front Tyre	Slick-Soft		Rear Tyre	Slick-Soft								
		New Tyre			New Tyre								
13	9'39.065	20.346	39.796	28.032	31.728	309.4							
14	1'59.637	23.495	38.491	27.369	30.282	328.2							
15	1'59.396	23.302	38.354	27.388	30.352	328.2							
16	2'30.522 *	33.167*	47.159*	32.657	37.539	265.3							

Fastest Lap: Fabio QUARTARARO Monster Energy Yama FRA 1'58.946 23.211 38.233 27.341 30.161

These data/results cannot be reproduced, stored and/or transmitted in whole or in part by any manner of electronic, mechanical, photocopying, recording, broadcasting or otherwise now known or herein after developed without the previous express consent by the copyright owner, except for reproduction in daily press and regular printed publications on sale to the public within 60 days of the event related to those data/results and always provided that copyright symbol appears together as follows below.
© DORNA, 2022

Official MotoGP Timing by TISSOT
www.motogp.com

Silverstone, Friday, August 05, 2022

Page 3 of 6



Free Practice Nr. 2

MotoGP

Lap	Lap Time	T1	T2	T3	T4	Speed	Lap	Lap Time	T1	T2	T3	T4	Speed																																																																																																																																																																																																																											
13th	89	Jorge MARTIN				DUCATI	SPA																																																																																																																																																																																																																																	
		Prima Pramac Racing		Runs=2		Total laps=16	Full laps=6																																																																																																																																																																																																																																	
Run #	1	Front Tyre	Slick-Medium	Rear Tyre	Slick-Medium		Run #	1	Front Tyre	Slick-Soft	Rear Tyre	Slick-Medium																																																																																																																																																																																																																												
		New Tyre		New Tyre				16 Laps at start		16 Laps at start																																																																																																																																																																																																																														
1	2'48.242	21.011	45.963	29.231	31.061	300.8	1	2'24.102	21.053	41.943	29.881	31.805	288.0																																																																																																																																																																																																																											
2	2'02.071	24.054	39.240	27.982	30.795	325.3	2	2'08.770	25.624	39.867	28.696	34.583	323.3																																																																																																																																																																																																																											
3	2'05.567 *	23.546	41.593*	29.666	30.762	320.4	3	2'10.796 *	24.664	40.855*	33.683	31.594	313.9																																																																																																																																																																																																																											
4	2'00.078	23.403	38.720	27.631	30.324	328.2	4	2'13.578 P	24.673	39.793	28.500	40.612	322.3																																																																																																																																																																																																																											
5	2'00.535	23.560	38.743	27.625	30.607	328.2	Run # 2	Front Tyre	Slick-Medium	Rear Tyre	Slick-Medium																																																																																																																																																																																																																													
6	2'15.627 P	23.772	41.917	30.053	39.885	315.7			New Tyre		New Tyre																																																																																																																																																																																																																													
Run # 2	Front Tyre	Slick-Medium	Rear Tyre	Slick-Medium			5	6'22.861	20.626	41.232	29.204	31.171	309.4																																																																																																																																																																																																																											
		6 Laps at start		6 Laps at start				6	2'02.294	24.033	39.201	28.253	30.807	324.3																																																																																																																																																																																																																										
7	6'21.468	20.778	40.508	28.249	31.022	319.5	7	2'01.039	23.722	38.968	27.789	30.560	325.3																																																																																																																																																																																																																											
8	2'01.113	23.764	39.089	27.698	30.562	328.2	8	2'01.469	23.704	39.148	28.041	30.576	325.3																																																																																																																																																																																																																											
9	2'00.450	23.523	38.841	27.614	30.472	330.2	9	2'01.687	23.802	39.243	27.955	30.687	323.3																																																																																																																																																																																																																											
10	2'07.557 *	28.341*	41.166*	27.610	30.440	313.0	10	2'08.267 *	26.709*	43.045*	27.936	30.577	298.3																																																																																																																																																																																																																											
11	2'02.631 *	23.698	40.492*	27.774	30.667	300.8	11	2'13.501	23.803	40.165	30.624	38.909	329.2																																																																																																																																																																																																																											
12	2'02.464 *	23.552	38.913*	27.566	32.433	328.2	12	2'01.333 *	23.788	39.106*	27.874	30.565	327.2																																																																																																																																																																																																																											
13	2'12.589 P	23.660	39.972*	30.873	38.084	328.2	13	2'13.858 P	26.503	39.564*	29.025	38.766	315.7																																																																																																																																																																																																																											
Run # 3	Front Tyre	Slick-Medium	Rear Tyre	Slick-Soft			Run # 3	Front Tyre	Slick-Soft	Rear Tyre	Slick-Soft																																																																																																																																																																																																																													
		New Tyre		New Tyre						New Tyre		New Tyre																																																																																																																																																																																																																												
14	10'11.616 *	23.337	39.045*	28.083	31.945	322.3	14	9'48.363 *	19.885	38.818*	28.028	30.504	321.4																																																																																																																																																																																																																											
15	1'59.657	23.296	38.597	27.498	30.266	329.2	15	1'59.828	23.392	38.548	27.588	30.300	327.2																																																																																																																																																																																																																											
16	2'14.651 *	31.829	41.401*	29.150	32.271	306.8	16	1'59.801	23.514	38.492	27.553	30.242	329.2																																																																																																																																																																																																																											
14th	73	Alex MARQUEZ				HONDA	SPA																																																																																																																																																																																																																																	
		LCR Honda CASTROL		Runs=2		Total laps=16	Full laps=10																																																																																																																																																																																																																																	
Run #	1	Front Tyre	Slick-Medium	Rear Tyre	Slick-Medium		Run #	1	Front Tyre	Slick-Medium	Rear Tyre	Slick-Medium																																																																																																																																																																																																																												
		New Tyre		New Tyre				7 Laps at start		7 Laps at start																																																																																																																																																																																																																														
1	2'22.175	20.577	41.125	29.191	31.096	282.7	1	2'35.525 *	19.921	40.130*	28.903	31.755	300.8																																																																																																																																																																																																																											
2	2'02.034	24.190	39.170	28.049	30.625	321.4	2	2'02.906	24.021	39.613	28.467	30.805	325.3																																																																																																																																																																																																																											
3	2'00.873	23.860	38.878	27.761	30.374	323.3	3	2'02.159 *	23.719	39.554*	27.978	30.908	325.3																																																																																																																																																																																																																											
4	2'00.528	23.478	38.910	27.721	30.419	323.3	4	2'03.947	23.556	38.979	30.332	31.080	325.3																																																																																																																																																																																																																											
5	2'00.628	23.477	38.852	27.722	30.577	324.3	5	2'07.266	23.425	39.024	27.911	36.906	326.2																																																																																																																																																																																																																											
6	2'11.827 P	25.022	39.850	29.187	37.768	318.5	6	2'00.937	23.574	38.928	27.808	30.627	327.2																																																																																																																																																																																																																											
Run # 2	Front Tyre	Slick-Medium	Rear Tyre	Slick-Medium			Run # 2	Front Tyre	Slick-Medium	Rear Tyre	Slick-Medium																																																																																																																																																																																																																													
		6 Laps at start		6 Laps at start						7 Laps at start		7 Laps at start																																																																																																																																																																																																																												
7	8'52.291	22.086	41.520	28.511	30.647	294.2	8	7'39.640	20.231	40.701	28.206	31.050	303.3																																																																																																																																																																																																																											
8	2'00.909	23.602	38.917	27.899	30.491	325.3	9	2'04.843	23.638	42.003	28.342	30.860	327.2																																																																																																																																																																																																																											
9	2'00.468	23.525	38.845	27.639	30.459	326.2	10	2'00.948	23.624	38.941	27.837	30.546	326.2																																																																																																																																																																																																																											
10	2'00.657	23.542	38.742	27.810	30.563	325.3	11	2'12.100 P	23.686	41.241*	29.257	37.916	306.8																																																																																																																																																																																																																											
11	2'01.079 *	23.682	39.039*	27.894	30.464	323.3	Run # 3	Front Tyre	Slick-Medium	Rear Tyre	Slick-Soft																																																																																																																																																																																																																													
12	2'12.541 P	25.731	39.340	28.867	38.603	322.3			New Tyre		New Tyre																																																																																																																																																																																																																													
Run # 3	Front Tyre	Slick-Medium	Rear Tyre	Slick-Soft			12	12'45.421 *	21.076	39.442*	27.949	30.844	316.7																																																																																																																																																																																																																											
		New Tyre		New Tyre				13	1'59.852	23.311	38.513	27.591	30.437	330.2																																																																																																																																																																																																																										
13	8'19.652	20.191	39.382	28.168	32.024	308.5	14	2'12.618	23.402	44.865	31.345	33.006	329.2																																																																																																																																																																																																																											
14	1'59.789	23.499	38.541	27.475	30.274	324.3	17th	49	Fabio DI GIANNANTON				DUCATI	ITA									Gresini Racing MotoGP		Runs=2		Total laps=16	Full laps=7								Run #	1	Front Tyre	Slick-Medium	Rear Tyre	Slick-Medium		Run #	1	Front Tyre	Slick-Medium	Rear Tyre	Slick-Medium				New Tyre		New Tyre				7 Laps at start		7 Laps at start				1	2'27.138	20.910	41.651	29.507	31.630	316.7	1	2'27.138	20.910	41.651	29.507	31.630	316.7	2	2'05.218	25.929	39.761	28.365	31.163	323.3	2	2'05.218	25.929	39.761	28.365	31.163	323.3	3	2'10.325 *	23.923	46.849*	28.579	30.974	308.5	3	2'10.325 *	23.923	46.849*	28.579	30.974	308.5	4	2'05.265	25.866	39.656	28.662	31.081	324.3	4	2'05.265	25.866	39.656	28.662	31.081	324.3	15th	6	Stefan BRADL				HONDA	GER									Repsol Honda Team		Runs=2		Total laps=16	Full laps=8								Run #	1	Front Tyre	Slick-Medium	Rear Tyre	Slick-Medium		Run #	1	Front Tyre	Slick-Medium	Rear Tyre	Slick-Medium				New Tyre		New Tyre				7 Laps at start		7 Laps at start				1	2'27.138	20.910	41.651	29.507	31.630	316.7	1	2'27.138	20.910	41.651	29.507	31.630	316.7	2	2'05.218	25.929	39.761	28.365	31.163	323.3	2	2'05.218	25.929	39.761	28.365	31.163	323.3	3	2'10.325 *	23.923	46.849*	28.579	30.974	308.5	3	2'10.325 *	23.923	46.849*	28.579	30.974	308.5	4	2'05.265	25.866	39.656	28.662	31.081	324.3	4	2'05.265	25.866	39.656	28.662	31.081	324.3
17th	49	Fabio DI GIANNANTON				DUCATI	ITA																																																																																																																																																																																																																																	
		Gresini Racing MotoGP		Runs=2		Total laps=16	Full laps=7																																																																																																																																																																																																																																	
Run #	1	Front Tyre	Slick-Medium	Rear Tyre	Slick-Medium		Run #	1	Front Tyre	Slick-Medium	Rear Tyre	Slick-Medium																																																																																																																																																																																																																												
		New Tyre		New Tyre				7 Laps at start		7 Laps at start																																																																																																																																																																																																																														
1	2'27.138	20.910	41.651	29.507	31.630	316.7	1	2'27.138	20.910	41.651	29.507	31.630	316.7																																																																																																																																																																																																																											
2	2'05.218	25.929	39.761	28.365	31.163	323.3	2	2'05.218	25.929	39.761	28.365	31.163	323.3																																																																																																																																																																																																																											
3	2'10.325 *	23.923	46.849*	28.579	30.974	308.5	3	2'10.325 *	23.923	46.849*	28.579	30.974	308.5																																																																																																																																																																																																																											
4	2'05.265	25.866	39.656	28.662	31.081	324.3	4	2'05.265	25.866	39.656	28.662	31.081	324.3																																																																																																																																																																																																																											
15th	6	Stefan BRADL				HONDA	GER																																																																																																																																																																																																																																	
		Repsol Honda Team		Runs=2		Total laps=16	Full laps=8																																																																																																																																																																																																																																	
Run #	1	Front Tyre	Slick-Medium	Rear Tyre	Slick-Medium		Run #	1	Front Tyre	Slick-Medium	Rear Tyre	Slick-Medium																																																																																																																																																																																																																												
		New Tyre		New Tyre				7 Laps at start		7 Laps at start																																																																																																																																																																																																																														
1	2'27.138	20.910	41.651	29.507	31.630	316.7	1	2'27.138	20.910	41.651	29.507	31.630	316.7																																																																																																																																																																																																																											
2	2'05.218	25.929	39.761	28.365	31.163	323.3	2	2'05.218	25.929	39.761	28.365	31.163	323.3																																																																																																																																																																																																																											
3	2'10.325 *	23.923	46.849*	28.579	30.974	308.5	3	2'10.325 *	23.923	46.849*	28.579	30.974	308.5																																																																																																																																																																																																																											
4	2'05.265	25.866	39.656	28.662	31.081	324.3	4	2'05.265	25.866	39.656	28.662	31.081	324.3																																																																																																																																																																																																																											

Fastest Lap: Fabio QUARTARARO Monster Energy Yama FRA **1'58.946** 23.211 38.233 27.341 30.161

These data/results cannot be reproduced, stored and/or transmitted in whole or in part by any manner of electronic, mechanical, photocopying, recording, broadcasting or otherwise now known or herein after developed without the previous express consent by the copyright owner, except for reproduction in daily press and regular printed publications on sale to the public within 60 days of the event related to those data/results and always provided that copyright symbol appears together as follows below.
© DORNA, 2022

Official MotoGP Timing by TISSOT
www.motogp.com



Silverstone, Friday, August 05, 2022

Free Practice Nr. 2

MotoGP

Lap	Lap Time	T1	T2	T3	T4	Speed	Lap	Lap Time	T1	T2	T3	T4	Speed
5	2'02.717	24.416	39.373	27.990	30.938	324.3	7	8'47.637	19.748	41.500	28.419	30.731	309.4
6	2'01.336	23.651	39.180	27.776	30.729	326.2	8	2'01.072	23.654	38.827	27.949	30.642	328.2
7	2'10.972 P	23.734	39.188	28.257	39.793	325.3	9	2'00.639	23.477	38.893	27.723	30.546	328.2
Run # 2		Front Tyre Slick-Medium	Rear Tyre Slick-Medium										
		7 Laps at start		7 Laps at start									
8	8'41.139	19.916	40.313	28.336	30.884	315.7	10	2'00.796	23.613	38.729	27.858	30.596	328.2
9	2'01.712	23.635	39.237	27.946	30.894	326.2	11	2'01.068 *	23.749	38.998*	27.717	30.604	326.2
10	2'02.069 *	23.627	39.470*	27.952	31.020	329.2	12	2'12.308 P	24.646	41.025	28.642	37.995	313.9
11	2'01.649 *	23.655	39.273*	27.854	30.867	325.3	Run # 3		Front Tyre Slick-Soft	Rear Tyre Slick-Soft			
12	2'10.939 P	23.874	39.478	29.080	38.507	326.2			New Tyre		New Tyre		
Run # 3		Front Tyre Slick-Soft	Rear Tyre Slick-Soft										
		New Tyre		New Tyre									
13	8'30.787	21.439	40.250	28.099	30.800	314.8	13	8'20.467	28.171	47.710	31.060	37.380	267.3
14	2'00.458	23.638	38.786	27.574	30.460	326.2	14	2'00.535	23.660	38.694	27.642	30.539	327.2
15	1'59.986	23.361	38.725	27.454	30.446	327.2	15	2'00.043	23.387	38.566	27.599	30.491	325.3
16	2'15.673 *	33.681*	41.014*	28.856	32.122	308.5	16	2'19.415	33.193	41.592	30.157	34.473	291.8

20th 21 **Franco MORBIDELLI** YAMAHA ITA
Monster Energy Yamaha MotoGP

Runs=1 Total laps=17 Full laps=13

18th 30 **Takaaki NAKAGAMI** HONDA JPN
LCR Honda IDEMITSU

Runs=2 Total laps=16 Full laps=9

Run #	Front Tyre	Slick-Medium	Rear Tyre	Slick-Medium		
		New Tyre		New Tyre		
1	2'47.733	22.419	42.092	29.560	31.343	279.0
2	2'01.743	24.104	39.133	28.004	30.502	326.2
3	2'03.012 *	23.980	40.258*	28.257	30.517	298.3
4	2'00.003	23.590	38.691	27.481	30.241	323.3
5	2'00.195	23.476	38.709	27.587	30.423	324.3
6	2'20.726 P	32.695*	41.205*	29.249	37.577	304.2
Run # 2		Front Tyre Slick-Medium	Rear Tyre Slick-Medium			
		6 Laps at start		6 Laps at start		
7	7'20.658	19.711	40.463	28.877	31.180	316.7
8	2'02.243	24.557	39.158	27.958	30.570	324.3
9	2'05.415	23.577	43.011	28.318	30.509	325.3
10	2'00.323	23.649	38.686	27.619	30.369	326.2
11	2'01.333 *	23.661	38.686*	28.425	30.561	326.2
12	2'15.559 P	28.264*	40.087*	29.161	38.047	312.1
Run # 3		Front Tyre Slick-Medium	Rear Tyre Slick-Soft			
		New Tyre		New Tyre		
13	7'56.318	20.849	40.280	28.659	31.092	310.3
14	2'00.848	23.637	38.856	27.874	30.481	325.3
15	2'06.079	27.952	39.553	28.095	30.479	324.3
16	2'01.513	23.562	38.615	28.803	30.533	325.3

19th 4 **Andrea DOVIZIOSO** YAMAHA ITA
WithU Yamaha RNF MotoGP Team

Runs=2 Total laps=16 Full laps=10

Run #	Front Tyre	Slick-Medium	Rear Tyre	Slick-Medium		
		New Tyre		New Tyre		
1	2'18.699	19.691	40.759	28.618	31.091	310.3
2	2'01.918	23.880	39.104	27.946	30.988	324.3
3	2'02.948	24.533	39.318	28.039	31.058	327.2
4	2'02.475	24.000	39.566	28.407	30.502	321.4
5	2'01.153	23.593	38.993	27.848	30.719	325.3
6	2'15.853 P	26.891	40.527	29.651	38.784	318.5
Run # 2		Front Tyre Slick-Medium	Rear Tyre Slick-Medium			
		6 Laps at start		6 Laps at start		

Run # 1 **Front Tyre Slick-Medium** **Rear Tyre Slick-Medium**

Run #	Front Tyre	Slick-Medium	Rear Tyre	Slick-Medium		
		New Tyre		New Tyre		
1	2'16.919	24.243	41.624	28.880	31.266	289.5
2	2'02.199	24.046	39.374	28.006	30.773	323.3
3	2'01.750	24.228	38.957	27.735	30.830	320.4
4	2'01.050	23.755	38.917	27.630	30.748	321.4
5	2'06.827	23.860	38.777	27.667	36.523	321.4
6	2'01.650	24.059	38.937	27.738	30.916	324.3
7	2'01.332	23.734	39.019	27.780	30.799	321.4
8	2'05.125 *	23.726	39.024	27.821	34.554*	322.3
9	2'01.261	23.847	38.978	27.702	30.734	322.3
10	2'01.158	23.747	38.764	27.744	30.903	321.4
11	2'18.253 P	26.897	43.136	29.400	38.820	247.1
Run # 2		Front Tyre Slick-Soft	Rear Tyre Slick-Soft			
		New Tyre		New Tyre		
12	12'07.117	25.870	40.219	28.134	30.889	316.7
13	2'03.999	25.055	38.922	28.898	31.124	320.4
14	2'00.374	23.630	38.647	27.545	30.552	320.4
15	2'00.138	23.493	38.649	27.453	30.543	321.4
16	2'04.247	25.273	40.558	27.818	30.598	313.0
17	2'07.210	23.627	44.609	28.302	30.672	321.4

21st 33 **Brad BINDER** KTM RSA
Red Bull KTM Factory Racing

Runs=3 Total laps=10 Full laps=3

Run #	Front Tyre	Slick-Medium	Rear Tyre	Slick-Medium		
		New Tyre		New Tyre		
1	2'42.960	20.829	41.475	29.010	30.940	287.2
2	2'05.406	24.132	38.927	28.190	34.157	327.2
3	2'08.262 *	23.828	44.871*	28.708	30.855	310.3
4	2'00.144	23.303	38.650	27.679	30.512	327.2
5	2'09.547 P	23.775	39.031	27.901	38.840	326.2
Run # 2		Front Tyre Slick-Medium	Rear Tyre Slick-Medium			
		5 Laps at start		5 Laps at start		
6	8'39.563	22.357	41.074	28.876	31.149	313.0
7	2'11.699 P	24.275	39.661	28.347	39.416	323.3
Run # 3		Front Tyre Slick-Medium	Rear Tyre Slick-Medium			
		7 Laps at start		7 Laps at start		
8	10'06.309	22.659	41.997	28.322	30.974	323.3
9	2'03.121	24.358	39.317	28.697	30.749	326.2

Fastest Lap: Fabio QUARTARARO Monster Energy Yama FRA **1'58.946** 23.211 38.233 27.341 30.161

These data/results cannot be reproduced, stored and/or transmitted in whole or in part by any manner of electronic, mechanical, photocopying, recording, broadcasting or otherwise now known or herein after developed without the previous express consent by the copyright owner, except for reproduction in daily press and regular printed publications on sale to the public within 60 days of the event related to those data/results and always provided that copyright symbol appears together as follows below.
© DORNA, 2022

Official MotoGP Timing by TISSOT
www.motogp.com

Silverstone, Friday, August 05, 2022

Page 5 of 6



Free Practice Nr. 2

MotoGP

Lap	Lap Time	T1	T2	T3	T4	Speed	Lap	Lap Time	T1	T2	T3	T4	Speed
10	2'11.310 P	24.372	40.804	28.348	37.786	325.3	2	8'18.158	23.321	42.913	29.400	31.003	310.3
22nd 87 Remy GARDNER KTM AUS							3	2'03.138	24.317	39.725	28.404	30.692	321.4
Tech3 KTM Factory Racing							4	2'02.404	23.889	39.610	28.080	30.825	317.6
Runs=2 Total laps=15 Full laps=8							5	2'16.862 P	26.848*	40.690*	29.632	39.692	296.7
Run #	1	Front Tyre	Slick-Medium	Rear Tyre	Slick-Medium		Run #	3	Front Tyre	Slick-Medium	Rear Tyre	Slick-Medium	
			New Tyre							5 Laps at start		5 Laps at start	
1	2'34.604	21.575	41.040	29.168	31.196	306.8	6	6'46.394	20.114	41.488	31.869	34.217	304.2
2	2'01.617	23.919	39.263	27.861	30.574	311.2	7	2'02.062	23.805	39.193	28.302	30.762	323.3
3	2'05.523 *	23.880	39.544*	28.378	33.721	314.8	8	2'03.178 *	23.828	39.746*	28.455	31.149	320.4
4	2'01.348	23.552	39.217	27.872	30.707	325.3	9	2'14.092 P	23.881	40.158*	29.884	40.169	313.9
5	2'10.343	23.804	40.783	33.574	32.182	325.3	Run # 4 Front Tyre Slick-Soft Rear Tyre Slick-Soft						
6	2'01.087	23.690	39.014	27.778	30.605	325.3				New Tyre		New Tyre	
7	2'22.452 P	29.432	44.058*	29.413	39.549	295.0	10	14'19.669	21.382	41.280	28.640	40.973	303.3
Run # 2 Front Tyre Slick-Medium Rear Tyre Slick-Medium							11	2'07.085	24.007	43.021	28.816	31.241	311.2
			7 Laps at start		7 Laps at start								
8	8'58.151	22.983	41.756	31.919	34.504	305.0							
9	2'00.990	23.728	39.018	27.733	30.511	327.2							
10	2'02.736 *	23.732	39.434*	28.816	30.754	324.3							
11	2'13.812 P	23.616	39.195*	27.738	43.263	313.0							
Run # 3 Front Tyre Slick-Soft Rear Tyre Slick-Soft													
			New Tyre		New Tyre								
12	9'13.049	27.348	44.444	36.752	32.145	279.7							
13	2'04.656	25.218	40.194	28.434	30.810	319.5							
14	2'00.154	23.311	38.773	27.616	30.454	320.4							
15	2'00.205	23.331	38.682	27.643	30.549	329.2							
23rd 40 Darryn BINDER YAMAHA RSA													
WithU Yamaha RNF MotoGP Team													
Runs=2 Total laps=11 Full laps=7													
Run #	1	Front Tyre	Slick-Medium	Rear Tyre	Slick-Medium								
			New Tyre		New Tyre								
1	2'19.194	20.040	40.822	28.549	30.784	310.3							
2	2'01.528	23.818	38.971	27.946	30.793	328.2							
	unfinished	23.922				323.3							
Run #	2	Front Tyre	Slick-Medium	Rear Tyre	Slick-Hard								
			New Tyre		New Tyre								
3	2'11.806	25.656	43.294	30.524	32.332	291.1							
4	2'06.439	24.647	40.862	28.907	32.023	313.9							
5	2'04.944 *	24.355	40.423*	28.915	31.251	318.5							
6	2'15.544 P	24.706	40.792	28.947	41.099	317.6							
Run #	3	Front Tyre	Slick-Soft	Rear Tyre	Slick-Soft								
			New Tyre		New Tyre								
7	8'39.885	23.807	41.543	40.547	37.912	314.8							
8	2'02.379	24.091	39.351	28.041	30.896	321.4							
9	2'04.151	23.691	39.204	30.207	31.049	323.3							
10	2'01.679	23.754	38.941	28.095	30.889	324.3							
24th 25 Raul FERNANDEZ KTM SPA													
Tech3 KTM Factory Racing													
Runs=3 Total laps=11 Full laps=4													
Run #	1	Front Tyre	Slick-Medium	Rear Tyre	Slick-Medium								
			New Tyre		New Tyre								
1	2'48.742 P	21.457	42.607	30.663	41.005	291.1							
Run #	2	Front Tyre	Slick-Medium	Rear Tyre	Slick-Medium								
			1 Laps at start		1 Laps at start								

Fastest Lap: Fabio QUARTARARO Monster Energy Yama FRA **1'58.946** 23.211 38.233 27.341 30.161

These data/results cannot be reproduced, stored and/or transmitted in whole or in part by any manner of electronic, mechanical, photocopying, recording, broadcasting or otherwise now known or herein after developed without the previous express consent by the copyright owner, except for reproduction in daily press and regular printed publications on sale to the public within 60 days of the event related to those data/results and always provided that copyright symbol appears together as follows below.
© DORNA, 2022

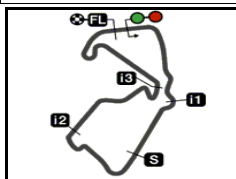
Official MotoGP Timing by **TISSOT**
www.motogp.com



Silverstone, Friday, August 05, 2022

Page 6 of 6

Silverstone Circuit



5900 m.

Results and timing service provided by TISSOT

MONSTER ENERGY BRITISH GRAND PRIX**Free Practice Nr. 2****Best Partial Times****MotoGP™***IT* Ideal Lap Time, sum of the best partial times*BT* Best Lap Time

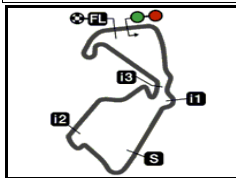
T1			T2			T3			T4				
<i>Pos</i>	<i>Rider</i>	<i>Time</i>	<i>Rider</i>	<i>Time</i>	<i>Rider</i>	<i>Time</i>	<i>Rider</i>	<i>Time</i>	<i>Pos</i>	<i>Rider</i>	<i>IT</i>	<i>BT</i>	
1	M.OLIVEIRA	23.193	F.QUARTARARO	38.233	J.ZARCO	27.227	F.QUARTARARO	30.025	1	F.QUARTARAR	1'58.810	1'58.946	(1)
2	F.QUARTARARO	23.211	M.VIÑALES	38.253	J.MIR	27.271	M.OLIVEIRA	30.083	2	J.ZARCO	1'58.995	1'59.134	(4)
3	A.ESPARGARO	23.252	A.RINS	38.302	A.ESPARGARO	27.287	M.VIÑALES	30.121	3	M.VIÑALES	1'59.043	1'59.123	(3)
4	A.RINS	23.265	M.BEZZECCHI	38.327	M.VIÑALES	27.306	J.ZARCO	30.123	4	A.ESPARGAR	1'59.056	1'59.153	(5)
5	E.BASTIANINI	23.273	J.MIR	38.340	M.OLIVEIRA	27.306	A.RINS	30.170	5	M.OLIVEIRA	1'59.072	1'59.163	(6)
6	J.MIR	23.289	J.ZARCO	38.342	J.MILLER	27.309	A.ESPARGARO	30.174	6	A.RINS	1'59.087	1'59.246	(7)
7	J.MARTIN	23.296	A.ESPARGARO	38.343	F.QUARTARARO	27.341	F.BAGNAIA	30.181	7	J.MIR	1'59.100	1'59.100	(2)
8	L.MARINI	23.302	L.MARINI	38.354	A.RINS	27.350	J.MIR	30.200	8	J.MILLER	1'59.302	1'59.364	(9)
9	J.ZARCO	23.303	F.BAGNAIA	38.388	F.BAGNAIA	27.365	J.MILLER	30.203	9	L.MARINI	1'59.307	1'59.396	(12)
10	B.BINDER	23.303	J.MILLER	38.430	L.MARINI	27.369	M.BEZZECCHI	30.226	10	M.BEZZECCHI	1'59.314	1'59.378	(10)
11	P.ESPARGARO	23.311	E.BASTIANINI	38.461	E.BASTIANINI	27.382	T.NAKAGAMI	30.241	11	E.BASTIANINI	1'59.358	1'59.358	(8)
12	R.GARDNER	23.311	M.OLIVEIRA	38.490	M.BEZZECCHI	27.408	S.BRADL	30.242	12	F.BAGNAIA	1'59.379	1'59.385	(11)
13	M.BEZZECCHI	23.353	S.BRADL	38.492	F.MORBIDELLI	27.453	E.BASTIANINI	30.242	13	J.MARTIN	1'59.657	1'59.657	(13)
14	J.MILLER	23.360	A.MARQUEZ	38.493	F.DI GIANNANTO	27.454	J.MARTIN	30.266	14	A.MARQUEZ	1'59.678	1'59.789	(14)
15	F.DI GIANNANTO	23.361	P.ESPARGARO	38.513	A.MARQUEZ	27.475	A.MARQUEZ	30.268	15	S.BRADL	1'59.679	1'59.801	(15)
16	M.VIÑALES	23.363	A.DOVIZIOSO	38.566	T.NAKAGAMI	27.481	L.MARINI	30.282	16	T.NAKAGAMI	1'59.813	2'00.003	(18)
17	A.DOVIZIOSO	23.387	J.MARTIN	38.597	J.MARTIN	27.498	P.ESPARGARO	30.437	17	P.ESPARGAR	1'59.852	1'59.852	(16)
18	S.BRADL	23.392	T.NAKAGAMI	38.615	S.BRADL	27.553	F.DI GIANNANTO	30.446	18	F.DI GIANNAN	1'59.986	1'59.986	(17)
19	A.MARQUEZ	23.442	F.MORBIDELLI	38.647	P.ESPARGARO	27.591	R.GARDNER	30.454	19	A.DOVIZIOSO	2'00.043	2'00.043	(19)
20	F.BAGNAIA	23.445	B.BINDER	38.650	A.DOVIZIOSO	27.599	A.DOVIZIOSO	30.491	20	R.GARDNER	2'00.063	2'00.154	(22)
21	T.NAKAGAMI	23.476	R.GARDNER	38.682	R.GARDNER	27.616	B.BINDER	30.512	21	F.MORBIDELLI	2'00.136	2'00.138	(20)
22	F.MORBIDELLI	23.493	F.DI GIANNANTO	38.725	B.BINDER	27.679	F.MORBIDELLI	30.543	22	B.BINDER	2'00.144	2'00.144	(21)
23	D.BINDER	23.691	D.BINDER	38.941	D.BINDER	27.946	R.FERNANDEZ	30.692	23	D.BINDER	2'01.362	2'01.528	(23)
24	R.FERNANDEZ	23.805	R.FERNANDEZ	39.193	R.FERNANDEZ	28.080	D.BINDER	30.784	24	R.FERNANDEZ	2'01.770	2'02.062	(24)

These data/results cannot be reproduced, stored and/or transmitted in whole or in part by any manner of electronic, mechanical, photocopying, recording, broadcasting or otherwise now known or herein after developed without the previous express consent by the copyright owner, except for reproduction in daily press and regular printed publications on sale to the public within 60 days of the event related to those data/results and always provided that copyright symbol appears together as follows below.
© DORNA, 2022

Official MotoGP Timing by TISSOT
www.motogp.com



Silverstone Circuit



5900 m.

Results and timing service provided by TISSOT

MotoGP™

MONSTER ENERGY BRITISH GRAND PRIX**Free Practice Nr. 2****Fastest Laps Sequence**

<i>Practice Time</i>	<i>Rider</i>	<i>Nation</i>	<i>Motorcycle</i>	<i>Time</i>	<i>Km/h</i>	<i>Rider's Lap</i>
4'19.118	21 Franco MORBIDELLI	ITA	YAMAHA	2'02.199	173.8	2
4'20.617	4 Andrea DOVIZIOSO	ITA	YAMAHA	2'01.918	174.2	2
4'20.722	40 Darryn BINDER	RSA	YAMAHA	2'01.528	174.7	2
4'37.511	88 Miguel OLIVEIRA	POR	KTM	2'00.863	175.7	2
7'40.529	20 Fabio QUARTARARO	FRA	YAMAHA	2'00.794	175.8	3
8'25.610	73 Alex MARQUEZ	SPA	HONDA	2'00.528	176.2	4
8'40.051	88 Miguel OLIVEIRA	POR	KTM	2'00.272	176.5	4
8'41.517	72 Marco BEZZECCHI	ITA	DUCATI	2'00.204	176.6	4
8'52.491	30 Takaaki NAKAGAMI	JPN	HONDA	2'00.003	176.9	4
8'55.068	42 Alex RINS	SPA	SUZUKI	1'59.945	177.0	4
9'02.625	12 Maverick VIÑALES	SPA	APRILIA	1'59.737	177.3	4
9'03.744	41 Aleix ESPARGARO	SPA	APRILIA	1'59.681	177.4	4
24'38.362	42 Alex RINS	SPA	SUZUKI	1'59.351	177.9	10
26'37.608	42 Alex RINS	SPA	SUZUKI	1'59.246	178.1	11
42'31.880	36 Joan MIR	SPA	SUZUKI	1'59.100	178.3	15
43'41.635	20 Fabio QUARTARARO	FRA	YAMAHA	1'58.946	178.5	14

These data/results cannot be reproduced, stored and/or transmitted in whole or in part by any manner of electronic, mechanical, photocopying, recording, broadcasting or otherwise now known or herein after developed without the previous express consent by the copyright owner, except for reproduction in daily press and regular printed publications on sale to the public within 60 days of the event related to those data/results and always provided that copyright symbol appears together as follows below.

© DORNA, 2022

Official MotoGP Timing by TISSOT
www.motogp.com

Silverstone, Friday, August 05, 2022

