

5900 m.

MONSTER ENERGY BRITISH GRAND PRIX

Free Practice Nr. 1

Classification

3

	Rider	Nation	Team	Motorcycle	Time	Lap Total	Gap	Top Speed
1	5 Johann ZARCO	FRA	Prima Pramac Racing	DUCATI	1'59.893	13 13		331.2
2	63 Francesco BAGNAIA	ITA	Ducati Lenovo Team	DUCATI	1'59.920	12 12	0.027 0.027	333.3
3	42 Alex RINS	SPA	Team SUZUKI ECSTAR	SUZUKI	2'00.220	16 17	0.327 0.300	329.2
4	20 Fabio QUARTARARO	FRA	Monster Energy Yamaha MotoGP	YAMAHA	2'00.438	16 17	0.545 0.218	327.2
5	30 Takaaki NAKAGAMI	JPN	LCR Honda IDEMITSU	HONDA	2'00.448	18 18	0.555 0.010	329.2
6	41 Aleix ESPARGARO	SPA	Aprilia Racing	APRILIA	2'00.630	15 17	0.737 0.182	330.2
7	12 Maverick VIÑALES	SPA	Aprilia Racing	APRILIA	2'00.799	16 18	0.906 0.169	330.2
8	36 Joan MIR	SPA	Team SUZUKI ECSTAR	SUZUKI	2'00.843	18 18	0.950 0.044	329.2
9	89 Jorge MARTIN	SPA	Prima Pramac Racing	DUCATI	2'00.948	19 19	1.055 0.105	332.3
10	33 Brad BINDER	RSA	Red Bull KTM Factory Racing	KTM	2'00.994	15 18	1.101 0.046	332.3
11	44 Pol ESPARGARO	SPA	Repsol Honda Team	HONDA	2'01.040	13 18	1.147 0.046	331.2
12	43 Jack MILLER	AUS	Ducati Lenovo Team	DUCATI	2'01.055	14 16	1.162 0.015	334.3
13	72 Marco BEZZECCHI	ITA	Mooney VR46 Racing Team	DUCATI	2'01.112	6 19	1.219 0.057	331.2
14	88 Miguel OLIVEIRA	POR	Red Bull KTM Factory Racing	KTM	2'01.120	8 16	1.227 0.008	327.2
15	73 Alex MARQUEZ	SPA	LCR Honda CASTROL	HONDA	2'01.174	8 16	1.281 0.054	328.2
16	23 Enea BASTIANINI	ITA	Gresini Racing MotoGP	DUCATI	2'01.219	14 16	1.326 0.045	332.3
17	87 Remy GARDNER	AUS	Tech3 KTM Factory Racing	KTM	2'01.539	17 17	1.646 0.320	327.2
18	25 Raul FERNANDEZ	SPA	Tech3 KTM Factory Racing	KTM	2'01.578	6 16	1.685 0.039	326.2
19	10 Luca MARINI	ITA	Mooney VR46 Racing Team	DUCATI	2'01.607	11 16	1.714 0.029	328.2
20	4 Andrea DOVIZIOSO	ITA	WithU Yamaha RNF MotoGP Tea	YAMAHA	2'01.748	15 15	1.855 0.141	326.2
21	21 Franco MORBIDELLI	ITA	Monster Energy Yamaha MotoGP	YAMAHA	2'01.775	10 17	1.882 0.027	324.3
22	6 Stefan BRADL	GER	Repsol Honda Team	HONDA	2'02.062	15 16	2.169 0.287	330.2
23	49 Fabio DI GIANNANTONIO	ITA	Gresini Racing MotoGP	DUCATI	2'02.179	16 16	2.286 0.117	326.2
24	40 Darryn BINDER	RSA	WithU Yamaha RNF MotoGP Tea	YAMAHA	2'02.565	15 16	2.672 0.386	329.2

Practice condition: Dry

Air: 16°

Humidity: 60%

Ground: 28°

Fastest Lap:	Lap: 13	Johann ZARCO	1'59.893	177.1 Km/h
Best Race Lap:	2019	Marc MARQUEZ	1'59.936	177.0 Km/h
All Time Lap Record:	2019	Marc MARQUEZ	1'58.168	179.7 Km/h

The results are provisional until the end of the limit for protest and appeals.

Time limit for protest expires 30' after publication of the results - Time:

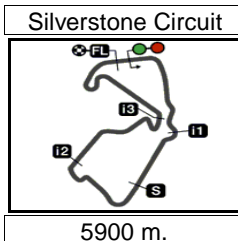
These data/results cannot be reproduced, stored and/or transmitted in whole or in part by any manner of electronic, mechanical, photocopying, recording, broadcasting or otherwise now known or herein after developed without the previous express consent by the copyright owner, except for reproduction in daily press and regular printed publications on sale to the public within 60 days of the event related to those data/results and always provided that copyright symbol appears together as follows below.

© DORNA, 2022

Official MotoGP Timing by TISSOT
www.motogp.com

Silverstone, Friday, August 05, 2022





MONSTER ENERGY BRITISH GRAND PRIX

Free Practice Nr. 1

Top Speed & Average

4



Rider	Nation	Motorcycle	Top 5 speeds					Average	Top
43 Jack MILLER	AUS	DUCATI	334.3	329.2	329.2	328.2	327.2	329.6	334.3
63 Francesco BAGNAIA	ITA	DUCATI	333.3	329.2	329.2	328.2	328.2	329.2	333.3
23 Enea BASTIANINI	ITA	DUCATI	332.3	331.2	330.2	329.2	329.2	330.1	332.3
33 Brad BINDER	RSA	KTM	332.3	330.2	330.2	329.2	329.2	330.1	332.3
89 Jorge MARTIN	SPA	DUCATI	332.3	331.2	330.2	330.2	330.2	330.8	332.3
5 Johann ZARCO	FRA	DUCATI	331.2	330.2	329.2	328.2	328.2	329.4	331.2
44 Pol ESPARGARO	SPA	HONDA	331.2	329.2	329.2	326.2	326.2	327.8	331.2
72 Marco BEZZECCHI	ITA	DUCATI	331.2	330.2	330.2	329.2	328.2	329.5	331.2
6 Stefan BRADL	GER	HONDA	330.2	329.2	329.2	328.2	326.2	328.2	330.2
12 Maverick VIÑALES	SPA	APRILIA	330.2	329.2	329.2	328.2	328.2	328.7	330.2
41 Aleix ESPARGARO	SPA	APRILIA	330.2	330.2	329.2	329.2	329.2	329.5	330.2
30 Takaaki NAKAGAMI	JPN	HONDA	329.2	327.2	326.2	325.3	325.3	326.6	329.2
36 Joan MIR	SPA	SUZUKI	329.2	329.2	328.2	328.2	326.2	328.2	329.2
40 Darryn BINDER	RSA	YAMAHA	329.2	328.2	327.2	326.2	322.3	326.6	329.2
42 Alex RINS	SPA	SUZUKI	329.2	328.2	328.2	327.2	326.2	327.8	329.2
10 Luca MARINI	ITA	DUCATI	328.2	327.2	327.2	326.2	326.2	327.0	328.2
73 Alex MARQUEZ	SPA	HONDA	328.2	326.2	325.3	324.3	323.3	325.1	328.2
20 Fabio QUARTARARO	FRA	YAMAHA	327.2	325.3	324.3	324.3	324.3	325.1	327.2
87 Remy GARDNER	AUS	KTM	327.2	326.2	326.2	326.2	324.3	326.0	327.2
88 Miguel OLIVEIRA	POR	KTM	327.2	326.2	326.2	325.3	323.3	325.6	327.2
4 Andrea DOVIZIOSO	ITA	YAMAHA	326.2	326.2	325.3	325.3	322.3	324.6	326.2
25 Raul FERNANDEZ	SPA	KTM	326.2	326.2	324.3	322.3	320.4	323.9	326.2
49 Fabio DI GIANNANTONIO	ITA	DUCATI	326.2	326.2	326.2	326.2	326.2	326.2	326.2
21 Franco MORBIDELLI	ITA	YAMAHA	324.3	324.3	322.3	322.3	321.4	322.9	324.3

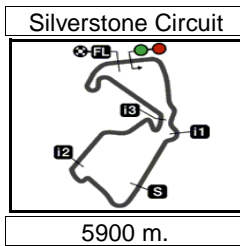
These data/results cannot be reproduced, stored and/or transmitted in whole or in part by any manner of electronic, mechanical, photocopying, recording, broadcasting or otherwise now known or herein after developed without the previous express consent by the copyright owner, except for reproduction in daily press and regular printed publications on sale to the public within 60 days of the event related to those data/results and always provided that copyright symbol appears together as follows below.

© DORNA, 2022

Official MotoGP Timing by TISSOT
www.motogp.com



Silverstone, Friday, August 05, 2022



Results and timing service provided by **TISSOT**

MotoGP™

MONSTER ENERGY BRITISH GRAND PRIX

Free Practice Nr. 1

Chronological Analysis of Performances

5

* Lap / Sector time cancelled **T1** Time from finish line to 1st intermediate **T3** Time from 2nd intermed. to 3rd intermed.
P Crossing the finish line in pit lane **T2** Time from 1st intermed. to 2nd intermed. **T4** Time from 3rd intermediate to finish line
****** Tyre data subject to further updates

Lap	Lap Time	T1	T2	T3	T4	Speed	Lap	Lap Time	T1	T2	T3	T4	Speed	
1st	5	Johann ZARCO DUCATI FRA Prima Pramac Racing						12	1'59.920	23.458	38.552	27.452	30.458	333.3
Runs=2 Total laps=14 Full laps=11							3rd	42	Alex RINS SUZUKI SPA Team SUZUKI ECSTAR					
Runs=2 Total laps=14 Full laps=11							Runs=2 Total laps=17 Full laps=11							
Run #	1	Front Tyre	Slick-Soft	Rear Tyre	Slick-Medium	Speed	Run #	1	Front Tyre	Slick-Soft	Rear Tyre	Slick-Medium	Speed	
			New Tyre							New Tyre				
1	2'51.241		21.611	43.778	30.075	254.7	1	2'50.662		21.484	43.216	29.900	247.1	
2	2'03.905		24.373	40.144	28.302	311.2	2	2'04.079		24.443	40.171	28.431	305.0	
3	2'02.379		24.113	39.323	28.143	328.2	3	2'02.252		24.067	39.243	28.153	308.5	
4	2'01.576		24.063	39.022	27.898	327.2	4	2'01.920		24.012	39.169	28.055	317.6	
5	2'01.490		23.863	39.250	27.806	329.2	5	2'00.961		23.591	39.028	27.741	324.3	
6	2'01.202		23.711	39.242	27.679	328.2	6	2'11.796 *		32.693*	39.866	28.225	319.5	
7	2'16.433 P		24.687	44.709	28.599	322.3	7	2'11.952 P		23.771	39.681	28.392	312.1	
			7 Laps at start							7 Laps at start				
8	8'54.893		21.656	41.684	28.860	302.5	8	7'54.874		20.897	40.183	28.515	321.4	
9	2'01.553		23.811	39.430	27.817	324.3	9	2'00.728		23.594	38.800	27.716	325.3	
10	2'01.299		23.902	39.000	27.829	326.2	10	2'00.881		23.582	38.753	27.766	326.2	
unfinished	23.593					326.2	11	2'00.527		23.389	38.855	27.676	327.2	
			7 Laps at start							7 Laps at start				
11	2'04.247		21.419	42.947	28.916	252.3	12	2'12.858 P		23.582	40.801*	28.683	276.9	
12	2'01.347		23.820	38.853	28.001	330.2				12 Laps at start				
13	1'59.893		23.510	38.601	27.527	331.2				12 Laps at start				
2nd	63	Francesco BAGNAIA DUCATI ITA Ducati Lenovo Team						13	6'41.246 *		23.016	42.259*	28.651	309.4
Runs=2 Total laps=13 Full laps=7							14	2'01.326		23.875	38.784	27.923	328.2	
Runs=2 Total laps=13 Full laps=7							15	2'00.554		23.442	38.717	27.654	328.2	
Run #	1	Front Tyre	Slick-Soft	Rear Tyre	Slick-Medium	Speed	16	2'00.220		23.491	38.570	27.589	329.2	
			New Tyre				17	2'08.928		25.813	41.348	29.273	324.3	
1	2'50.426		21.538	42.036	29.510	291.1				12 Laps at start				
2	2'04.099		24.403	39.970	28.458	326.2	13	6'41.246 *		23.016	42.259*	28.651	309.4	
3	2'02.363		24.163	39.274	28.052	328.2	14	2'01.326		23.875	38.784	27.923	328.2	
4	2'05.562 *		26.472*	39.717	28.368	328.2	15	2'00.554		23.442	38.717	27.654	328.2	
unfinished							16	2'00.220		23.491	38.570	27.589	329.2	
			5 Laps at start				17	2'08.928		25.813	41.348	29.273	324.3	
5	2'04.274 *		22.867*	41.759	28.673	297.5				12 Laps at start				
6	2'02.716		24.233	39.441	28.197	327.2	13	6'41.246 *		23.016	42.259*	28.651	309.4	
7	2'02.049 *		24.194	39.171*	27.961	328.2	14	2'01.326		23.875	38.784	27.923	328.2	
8	2'01.271		23.826	38.905	27.930	329.2	15	2'00.554		23.442	38.717	27.654	328.2	
9	2'09.899 P		23.988	39.016	28.426	329.2	16	2'00.220		23.491	38.570	27.589	329.2	
			5 Laps at start				17	2'08.928		25.813	41.348	29.273	324.3	
10	5'29.217		20.832	40.423	28.028	309.4				12 Laps at start				
11	2'00.291		23.666	38.757	27.540	328.2				12 Laps at start				
4th	20	Fabio QUARTARARO YAMAHA FRA Monster Energy Yamaha MotoGP						13	6'41.246 *		23.016	42.259*	28.651	309.4
Runs=1 Total laps=17 Full laps=10							14	2'01.326		23.875	38.784	27.923	328.2	
Runs=1 Total laps=17 Full laps=10							15	2'00.554		23.442	38.717	27.654	328.2	
Run #	1	Front Tyre	Slick-Soft	Rear Tyre	Slick-Medium	Speed	16	2'00.220		23.491	38.570	27.589	329.2	
			New Tyre				17	2'08.928		25.813	41.348	29.273	324.3	
1	3'38.753		20.243	43.401	29.785	293.4				12 Laps at start				
2	2'03.631		24.231	39.952	28.384	323.3	13	6'41.246 *		23.016	42.259*	28.651	309.4	
3	2'10.748 *		27.057*	41.686*	29.804	289.5	14	2'01.326		23.875	38.784	27.923	328.2	
4	3'37.665 P		23.724	39.246	27.928	327.2	15	2'00.554		23.442	38.717	27.654	328.2	
			4 Laps at start				16	2'00.220		23.491	38.570	27.589	329.2	
5	9'38.279 *		19.412	41.329*	28.901	308.5	17	2'08.928		25.813	41.348	29.273	324.3	
6	2'02.493		23.948	39.376	28.214	323.3				12 Laps at start				
7	2'01.376		23.633	39.200	27.792	322.3	13	6'41.246 *		23.016	42.259*	28.651	309.4	
8	2'00.826		23.541	38.910	27.714	322.3	14	2'01.326		23.875	38.784	27.923	328.2	
9	2'00.746		23.569	38.863	27.676	323.3	15	2'00.554		23.442	38.717	27.654	328.2	

Fastest Lap: Johann ZARCO Prima Pramac Racing FRA **1'59.893** 23.510 38.601 27.527 30.255

These data/results cannot be reproduced, stored and/or transmitted in whole or in part by any manner of electronic, mechanical, photocopying, recording, broadcasting or otherwise now known or herein after developed without the previous express consent by the copyright owner, except for reproduction in daily press and regular printed publications on sale to the public within 60 days of the event related to those data/results and always provided that copyright symbol appears together as follows below.
 © DORNA, 2022

Official MotoGP Timing by TISSOT
 www.motogp.com



Free Practice Nr. 1

MotoGP

Lap	Lap Time	T1	T2	T3	T4	Speed	Lap	Lap Time	T1	T2	T3	T4	Speed
10	2'07.300 *	23.561	42.265*	29.753	31.721	302.5	15	2'00.630	23.564	38.811	27.711	30.544	329.2
11	2'01.081	23.619	38.953	27.815	30.694	322.3	16	2'15.168 P	24.363	40.587	29.815	40.403	283.4
12	2'14.036 *	28.604*	44.288*	29.567	31.577	284.2	Run # 3 Front Tyre Slick-Soft Rear Tyre Slick-Medium						
13	2'01.182	23.590	39.172	27.780	30.640	325.3	16 Laps at start 16 Laps at start						
14	2'00.758	23.518	38.866	27.731	30.643	324.3	17	5'54.557	21.065	42.377	28.720	31.075	307.6
15	2'00.774	23.515	38.775	27.782	30.702	324.3	7th 12 Maverick VIÑALES APRILIA SPA						
16	2'00.438	23.504	38.733	27.695	30.506	324.3	Aprilia Racing						
17	2'20.095 *	28.096*	44.915*	29.850	37.234	291.1	Runs=1 Total laps=18 Full laps=13						

5th 30 **Takaaki NAKAGAMI** HONDA JPN
LCR Honda IDEMITSU

Run #	1	Front Tyre	Slick-Soft	Rear Tyre	Slick-Medium	New Tyre	New Tyre
1	2'43.362	23.044	43.408	30.229	32.304	281.9	
2	2'04.865	24.828	40.445	28.301	31.291	297.5	
3	2'02.581	24.003	39.292	28.258	31.028	313.0	
4	2'02.294	24.161	39.467	27.872	30.794	305.9	
5	2'10.607 *	25.029	42.691*	31.786	31.101	291.1	
6	2'00.988	23.666	39.153	27.622	30.547	327.2	
7	2'15.019 *	26.690*	47.570*	29.627	31.132	266.6	
8	2'02.769	24.888	39.517	27.821	30.543	316.7	
9	2'15.975 P	25.903*	42.609*	29.431	38.032	290.3	
10	9'36.673	21.175	41.618	30.220	32.145	300.8	
11	2'07.150 *	24.022	41.652*	30.291	31.185	315.7	
12	2'01.360	23.932	39.062	27.719	30.647	325.3	
13	2'09.842	27.779	40.332	30.618	31.113	318.5	
14	2'01.735	23.878	39.327	27.806	30.724	323.3	
15	2'01.120	23.743	39.064	27.674	30.639	325.3	
16	2'00.811	23.645	38.781	27.688	30.697	326.2	
17	2'06.966 *	23.597	44.297*	28.321	30.751	252.3	
18	2'00.448	23.636	38.734	27.575	30.503	329.2	

6th 41 **Aleix ESPARGARO** APRILIA SPA
Aprilia Racing

Run #	1	Front Tyre	Slick-Soft	Rear Tyre	Slick-Medium	New Tyre	New Tyre
1	3'18.248	20.876	42.024	29.402	32.384	307.6	
2	2'04.111	24.520	39.598	28.544	31.449	330.2	
3	2'04.092	24.232	40.027	28.606	31.227	328.2	
4	2'01.752	24.203	38.937	27.864	30.748	329.2	
5	2'02.998 *	24.000*	39.507*	28.339	31.152	330.2	
6	2'01.021	23.649	38.944	27.798	30.630	329.2	
7	2'04.172	24.240	40.183	28.614	31.135	326.2	
8	2'14.646 P	26.206*	40.016*	28.775	39.649	318.5	
9	8'01.180	19.616	39.911	28.243	30.859	324.3	
10	2'01.673	24.125	38.996	27.882	30.670	326.2	
11	2'00.969	23.756	38.765	27.864	30.584	327.2	
12	2'01.978 *	23.590	39.002*	28.317	31.069	328.2	
13	2'04.422	23.681	38.818	30.403	31.520	329.2	
14	2'04.670	25.686	40.116	27.961	30.907	326.2	

Run # 1 Front Tyre Slick-Soft Rear Tyre Slick-Medium
New Tyre New Tyre

1	3'18.418	21.627	41.995	29.528	32.151	285.7	
2	2'04.039	24.666	39.827	28.513	31.033	323.3	
3	2'02.912	24.370	39.271	28.083	31.188	319.5	
4	2'01.747	24.113	38.841	28.031	30.762	329.2	
5	2'03.016 *	24.381*	39.433*	28.250	30.952*	326.2	
6	2'01.352	23.737	38.844	27.956	30.815	328.2	
7	2'03.897	23.634	40.901	28.486	30.876	328.2	
8	2'00.827	23.740	38.660	27.821	30.606	328.2	
9	2'16.439 P	27.682	39.738	28.895	40.124	324.3	
10	9'06.718	20.409	40.334	28.483	31.277	321.4	
11	2'05.022 *	23.962	39.339*	30.539	31.182	316.7	
12	2'01.599	24.116	38.707	27.877	30.899	327.2	
13	2'01.168	23.712	38.762	27.932	30.762	328.2	
14	2'03.850	25.181	39.676	28.111	30.882	327.2	
15	2'01.020	23.794	38.867	27.670	30.689	328.2	
16	2'00.799	23.704	38.715	27.747	30.633	329.2	
17	2'01.017	23.724	38.733	27.789	30.771	330.2	
18	2'08.305	26.744	40.501	28.468	32.592	310.3	

8th 36 **Joan MIR** SUZUKI SPA
Team SUZUKI ECSTAR

Run #	1	Front Tyre	Slick-Soft	Rear Tyre	Slick-Medium	New Tyre	New Tyre
1	2'18.348	21.807	42.698	29.897	32.253	295.8	
2	2'05.637	24.962	40.298	28.523	31.854	313.9	
3	2'03.234	24.447	39.487	28.202	31.098	322.3	
4	2'07.491	28.322	39.905	28.320	30.944	323.3	
5	2'01.818	24.141	39.096	27.875	30.706	328.2	
6	2'01.132 *	23.819*	38.985*	27.740	30.588	329.2	
7	2'17.270 P	25.357	40.512	30.077	41.324	320.4	
8	5'58.467	20.386	40.797	28.757	31.150	319.5	
9	2'02.383	24.207	39.314	28.045	30.817	325.3	
10	2'01.365	23.844	39.120	27.825	30.576	324.3	
11	2'01.241	23.801	39.053	27.725	30.662	324.3	
12	2'05.522 *	24.729	40.722*	28.316	31.755	313.9	
13	2'02.820 *	23.733	39.170*	28.849	31.068	325.3	
14	2'01.103	23.772	38.914	27.734	30.683	328.2	
15	2'11.070 P	23.654	38.996	29.914	38.506	325.3	

Fastest Lap: Johann ZARCO Prima Pramac Racing FRA **1'59.893** 23.510 38.601 27.527 30.255

These data/results cannot be reproduced, stored and/or transmitted in whole or in part by any manner of electronic, mechanical, photocopying, recording, broadcasting or otherwise now known or herein after developed without the previous express consent by the copyright owner, except for reproduction in daily press and regular printed publications on sale to the public within 60 days of the event related to those data/results and always provided that copyright symbol appears together as follows below.
© DORNA, 2022

Official MotoGP Timing by TISSOT
www.motogp.com

Silverstone, Friday, August 05, 2022

Page 2 of 6



Free Practice Nr. 1

MotoGP

Lap	Lap Time	T1	T2	T3	T4	Speed	Lap	Lap Time	T1	T2	T3	T4	Speed
Run # 3	Front Tyre Slick-Soft	Rear Tyre Slick-Medium					17	2'01.457	23.555	39.126	27.879	30.897	326.2
		15 Laps at start			15 Laps at start								
16	7'08.166	19.644	39.905	28.321	31.318	324.3							
17	2'01.310	23.817	38.990	27.784	30.719	326.2							
18	2'00.843	23.672	38.699	27.680	30.792	329.2							
9th	89	Jorge MARTIN			DUCATI	SPA							
		Prima Pramac Racing											
		Runs=1	Total laps=19	Full laps=10									
Run # 1	Front Tyre Slick-Soft	Rear Tyre Slick-Medium					Run # 1	Front Tyre Slick-Soft	Rear Tyre Slick-Medium				
		New Tyre			New Tyre				New Tyre			New Tyre	
1	2'46.599	21.768	41.602	29.559	32.500	296.7	1	2'41.267	22.712	43.097	30.368	33.308	279.0
2	2'04.685	24.524	39.938	28.862	31.361	315.7	2	2'05.055	24.692	39.987	28.559	31.817	323.3
3	2'03.086	24.226	39.494	28.290	31.076	325.3	3	2'02.851	24.129	39.360	28.259	31.103	322.3
4	2'06.330	25.169	42.272	28.180	30.709	243.7	4	2'02.364	24.201	39.231	27.965	30.967	329.2
5	2'01.537	23.733	39.047	27.950	30.807	330.2	5	2'02.533	23.831	39.238	28.023	31.441	331.2
6	2'01.190	23.735	38.975	27.865	30.615	331.2	6	2'01.625	23.907	39.049	27.992	30.677	324.3
7	2'05.840 *	26.507	39.941 *	28.442	30.950	315.7	7	2'08.544 *	28.653	40.070 *	28.516	31.305	313.0
8	2'03.071	25.215	39.072	27.958	30.826	330.2	8	2'01.662	23.716	39.138	28.010	30.798	325.3
9	2'09.713 P	23.916	39.466	28.702	37.629	318.5	9	2'25.219 P	31.813 *	42.033 *	30.368	41.005	295.0
Run # 2	Front Tyre Slick-Soft	Rear Tyre Slick-Medium					Run # 2	Front Tyre Slick-Soft	Rear Tyre Slick-Medium				
		9 Laps at start			9 Laps at start				9 Laps at start			9 Laps at start	
10	9'06.293 *	21.792	40.642 *	28.636	31.373	317.6	10	9'29.680 *	20.015	39.972 *	28.394	31.159	310.3
11	2'02.912 *	23.832	39.778 *	28.307	30.995	321.4	11	2'04.355 *	23.822	39.678 *	29.812	31.043	301.6
12	2'01.749 *	23.765 *	39.109	27.928	30.947	325.3	12	2'01.509	23.907	38.789	27.956	30.857	324.3
13	2'09.528 *	28.262	41.274 *	28.804	31.188	320.4	13	2'01.040	23.742	38.825	27.847	30.626	326.2
14	2'01.565	23.754	39.207	27.811	30.793	327.2	14	2'04.443 *	25.992	39.189 *	28.223	31.039	325.3
15	2'05.196 *	25.784	39.501 *	28.506	31.405	326.2	15	2'06.616	23.737	42.458	29.402	31.019	326.2
16	2'01.345	23.652	38.998	27.862	30.833	328.2	16	2'09.814	23.784	42.603	32.117	31.310	326.2
17	2'05.635 *	26.715	39.050 *	28.409	31.461	325.3	17	2'04.898	23.658	39.139	30.627	31.474	326.2
18	2'01.148	23.709	38.988	27.740	30.711	330.2	18	2'01.394	23.593	38.996	28.020	30.785	329.2
19	2'00.948	23.533	39.016	27.683	30.716	332.3							
10th	33	Brad BINDER			KTM	RSA							
		Red Bull KTM Factory Racing											
		Runs=1	Total laps=18	Full laps=11									
Run # 1	Front Tyre Slick-Soft	Rear Tyre Slick-Medium					Run # 1	Front Tyre Slick-Soft	Rear Tyre Slick-Medium				
		New Tyre			New Tyre				New Tyre			New Tyre	
1	2'40.318	22.709	43.019	30.100	33.726	284.2	1	2'51.733	21.439	42.648	29.541	32.125	284.2
2	2'07.459	24.681	40.044	31.074	31.660	324.3	2	2'04.522	24.626	40.149	28.556	31.191	321.4
3	2'02.943	24.093	39.452	28.295	31.103	330.2	3	2'02.285	24.237	39.205	28.047	30.796	329.2
4	2'02.304	23.970	39.144	28.068	31.122	329.2	4	2'01.432	24.024	38.762	27.916	30.730	334.3
5	2'01.855	23.865	39.319	27.914	30.757	330.2	5	2'30.963 P	29.802	42.636	29.493	49.032	308.5
6	2'01.544	23.742	39.096	27.864	30.842	332.3	Run # 2	Front Tyre Slick-Soft	Rear Tyre Slick-Medium				
7	2'10.361 *	29.975 *	41.001	28.173	31.212	326.2			5 Laps at start			5 Laps at start	
8	2'02.443	23.957	39.378	28.153	30.955	326.2	6	10'07.408	20.986	41.160	28.954	31.438	323.3
9	2'20.960 P	32.447	39.819	29.191	39.503	328.2	7	2'07.923 *	27.345 *	40.384	28.537	31.657	322.3
Run # 2	Front Tyre Slick-Soft	Rear Tyre Slick-Medium					8	2'01.802	24.037	39.003	27.888	30.874	325.3
		9 Laps at start			9 Laps at start		9	2'01.478	23.908	38.912	27.918	30.740	326.2
10	9'48.696	21.035	40.060	28.631	30.820	321.4	10	2'01.098	23.812	38.796	27.776	30.714	326.2
11	2'04.323 *	23.664	39.605 *	29.087	31.967	325.3	11	2'07.300 *	27.442	40.770 *	28.225	30.863	316.7
12	2'01.366	23.731	39.015	27.855	30.765	323.3	12	2'10.215	23.781	43.026	32.003	31.405	329.2
13	2'12.958 *	28.873 *	42.732	30.108	31.245	305.9	13	2'01.515	23.691	38.849	27.944	31.031	327.2
14	2'01.256	23.641	38.993	27.870	30.752	329.2	14	2'01.055	23.726	38.881	27.785	30.663	328.2
15	2'00.994	23.558	38.922	27.824	30.690	329.2	15	2'21.866 P	29.237 *	43.738	29.429	39.462	300.8
16	2'01.269	23.558	38.981	27.857	30.873	328.2	Run # 3	Front Tyre Slick-Soft	Rear Tyre Slick-Medium				
		15 Laps at start			15 Laps at start				15 Laps at start			15 Laps at start	
						16	4'49.009 *	20.573	40.159 *	28.452	32.607	309.4	

Fastest Lap: Johann ZARCO Prima Pramac Racing FRA **1'59.893** 23.510 38.601 27.527 30.255

These data/results cannot be reproduced, stored and/or transmitted in whole or in part by any manner of electronic, mechanical, photocopying, recording, broadcasting or otherwise now known or herein after developed without the previous express consent by the copyright owner, except for reproduction in daily press and regular printed publications on sale to the public within 60 days of the event related to those data/results and always provided that copyright symbol appears together as follows below.
© DORNA, 2022

Official MotoGP Timing by **TISSOT**
www.motogp.com

Silverstone, Friday, August 05, 2022

Page 3 of 6



Free Practice Nr. 1

MotoGP

Lap	Lap Time	T1	T2	T3	T4	Speed	Lap	Lap Time	T1	T2	T3	T4	Speed	
13th	72	Marco BEZZECCHI		DUCATI		ITA								
		Mooney VR46 Racing Team												
		Runs=1	Total laps=19	Full laps=13										
Run #	1	Front Tyre	Slick-Soft	Rear Tyre	Slick-Medium		Run #	1	Front Tyre	Slick-Soft	Rear Tyre	Slick-Medium		
		New Tyre		New Tyre										
1	2'39.240	23.917	45.011	31.225	33.184	260.2	1	2'34.131	21.460	43.548	30.675	32.850	288.0	
2	2'06.525	24.702	40.552	29.314	31.957	310.3	2	2'06.156	*	25.175	40.259	29.023	31.699*	316.7
3	2'07.509	24.073	43.487	28.371	31.578	325.3	3	2'04.342	*	24.437	39.834	28.572	31.499*	315.7
4	2'02.226	23.935	39.079	28.161	31.051	330.2	4	2'02.753		24.280	39.272	28.317	30.884	324.3
5	2'06.498	*	26.074	39.991*	29.423	308.5	5	2'06.517		24.096	42.095	29.384	30.942	325.3
6	2'01.112	23.495	39.127	27.822	30.668	330.2	6	2'01.325		23.768	39.021	27.992	30.544	326.2
7	2'06.940	23.829	43.749	28.199	31.163	325.3	7	2'05.705		26.213	40.280	28.276	30.936	313.9
8	2'01.706	23.704	39.101	28.088	30.813	328.2	8	2'01.174	23.697	38.922	27.877	30.678	328.2	
9	2'12.342	P	24.279	39.494	29.475	329.2	9	2'13.716	P	26.201	40.184	28.515	38.816	309.4
Run #	2	Front Tyre	Slick-Soft	Rear Tyre	Slick-Medium		Run #	2	Front Tyre	Slick-Soft	Rear Tyre	Slick-Medium		
		9 Laps at start		9 Laps at start										
10	8'13.231	22.731	42.385	29.196	31.219	304.2	10	9'17.793		20.395	40.966	29.353	31.049	300.8
11	2'02.471	23.900	39.405	28.302	30.864	322.3	11	2'02.745	*	23.925	39.462*	28.568	30.790	322.3
12	2'02.388	*	23.884	39.472*	28.077	325.3	12	2'02.434		24.148	39.389	28.238	30.659	323.3
13	2'01.999	23.905	39.091	27.957	31.046	325.3	13	2'04.291		23.819	39.425	28.109	32.938	323.3
14	2'06.898	27.725	39.411	28.089	31.673	325.3	14	2'04.583		25.367	39.733	28.336	31.147	315.7
15	2'16.068	*	25.571	47.835*	29.463	250.5	15	2'15.487	P	26.131	40.529*	29.665	39.162	306.8
16	2'01.906	24.061	39.003	27.904	30.938	328.2	Run #	3	Front Tyre	Slick-Soft	Rear Tyre	Slick-Medium		
17	2'01.718	23.765	39.062	27.944	30.947	327.2			15 Laps at start		15 Laps at start			
18	2'01.909	23.819	39.225	27.906	30.959	326.2	16	7'01.581		21.022	40.863	30.018	31.425	303.3
19	2'02.576	23.900	39.070	28.575	31.031	331.2								
14th	88	Miguel OLIVEIRA		KTM		POR								
		Red Bull KTM Factory Racing												
		Runs=2	Total laps=16	Full laps=9										
Run #	1	Front Tyre	Slick-Soft	Rear Tyre	Slick-Medium		Run #	1	Front Tyre	Slick-Soft	Rear Tyre	Slick-Medium		
		New Tyre		New Tyre										
1	2'40.065	22.932	43.011	29.897	33.016	254.1	1	2'51.577	21.981	43.293	29.795	32.344	283.4	
2	2'05.132	24.228	40.405	28.881	31.618	297.5	2	2'05.324	24.513	40.724	28.760	31.327	317.6	
3	2'03.148	24.274	39.478	28.271	31.125	322.3	3	2'03.502	24.216	39.480	28.584	31.222	329.2	
4	2'01.928	23.938	39.249	27.982	30.759	327.2	4	2'02.304	24.046	39.271	28.092	30.895	329.2	
5	2'03.284	23.719	39.340	28.034	32.191	323.3	5	2'02.261	23.881	39.414	28.039	30.927	331.2	
6	2'01.349	23.789	39.192	27.867	30.501	326.2	6	2'02.026	23.841	39.307	27.980	30.898	332.3	
7	2'05.636	26.915	39.785	28.011	30.925	303.3	7	2'06.507	25.566	41.244	28.425	31.272	267.3	
8	2'01.120	23.685	38.996	27.780	30.659	326.2	8	2'01.740	23.819	39.221	27.894	30.806	330.2	
9	2'14.985	P	27.518	39.978*	28.568	306.8	9	2'11.598	P	24.824	39.980	28.381	38.413	322.3
Run #	2	Front Tyre	Slick-Soft	Rear Tyre	Slick-Medium		Run #	2	Front Tyre	Slick-Soft	Rear Tyre	Slick-Medium		
		9 Laps at start		9 Laps at start										
10	10'16.845	22.394	41.103	28.823	31.218	294.2	10	13'44.814	23.878	40.780	28.475	31.094	315.7	
11	2'02.348	*	23.949	39.583*	28.030	30.786	11	2'02.237	23.863	39.338	28.125	30.911	326.2	
12	2'09.860	*	27.324*	43.547*	28.169	30.820	12	2'01.996	23.779	39.296	28.086	30.835	328.2	
13	2'02.225	23.964	39.276	28.270	30.715	325.3	13	2'01.527	23.887	39.024	27.796	30.820	329.2	
14	2'01.717	23.761	39.199	27.949	30.808	320.4	14	2'01.219	23.637	39.035	27.785	30.762	328.2	
15	2'12.956	P	26.720	39.341*	28.884	318.5	15	2'01.518	23.701	39.005	27.879	30.933	329.2	
16	5'39.597		20.799	40.211	28.578	31.246	16	2'04.844	*	26.103*	39.573	27.989	31.179	328.2
15th	73	Alex MARQUEZ		HONDA		SPA								
		LCR Honda CASTROL												
		Runs=2	Total laps=16	Full laps=8										
Run #	1	Front Tyre	Slick-Soft	Rear Tyre	Slick-Medium		Run #	1	Front Tyre	Slick-Soft	Rear Tyre	Slick-Medium		
		New Tyre		New Tyre										
1	2'35.089	21.854	43.804	30.461	32.933	264.7	1	2'35.089	21.854	43.804	30.461	32.933	264.7	
2	2'05.510	*	24.964	40.316	28.592	31.638*	2	2'05.510	*	24.964	40.316	28.592	31.638*	314.8
3	2'04.687	24.573	40.057	28.545	31.512	292.6	3	2'04.687	24.573	40.057	28.545	31.512	292.6	
4	2'02.921	24.229	39.367	28.124	31.201	326.2	4	2'02.921	24.229	39.367	28.124	31.201	326.2	
17th	87	Remy GARDNER		KTM		AUS								
		Tech3 KTM Factory Racing												
		Runs=1	Total laps=17	Full laps=12										
Run #	1	Front Tyre	Slick-Soft	Rear Tyre	Slick-Medium		Run #	1	Front Tyre	Slick-Soft	Rear Tyre	Slick-Medium		
		New Tyre		New Tyre										
1	2'35.089	21.854	43.804	30.461	32.933	264.7	1	2'35.089	21.854	43.804	30.461	32.933	264.7	
2	2'05.510	*	24.964	40.316	28.592	31.638*	2	2'05.510	*	24.964	40.316	28.592	31.638*	314.8
3	2'04.687	24.573	40.057	28.545	31.512	292.6	3	2'04.687	24.573	40.057	28.545	31.512	292.6	
4	2'02.921	24.229	39.367	28.124	31.201	326.2	4	2'02.921	24.229	39.367	28.124	31.201	326.2	

Fastest Lap: Johann ZARCO Prima Pramac Racing FRA **1'59.893** 23.510 38.601 27.527 30.255

These data/results cannot be reproduced, stored and/or transmitted in whole or in part by any manner of electronic, mechanical, photocopying, recording, broadcasting or otherwise now known or herein after developed without the previous express consent by the copyright owner, except for reproduction in daily press and regular printed publications on sale to the public within 60 days of the event related to those data/results and always provided that copyright symbol appears together as follows below.
© DORNA, 2022

Official MotoGP Timing by TISSOT
www.motogp.com

Silverstone, Friday, August 05, 2022

Page 4 of 6



Free Practice Nr. 1

MotoGP

Lap	Lap Time	T1	T2	T3	T4	Speed	Lap	Lap Time	T1	T2	T3	T4	Speed
5	2'12.761	24.203	39.502	34.869	34.187	326.2	8	12'38.908	23.158	40.938	29.284	31.206	301.6
6	2'02.040	23.873	39.154	28.010	31.003	322.3	9	2'03.062 *	23.931	39.666*	28.555	30.910	324.3
7	2'17.025	24.140	44.626	32.254	36.005	311.2	10	2'05.185	23.853	39.283	28.092	33.957	326.2
8	2'03.774	24.045	40.602	28.120	31.007	318.5	11	2'01.607	23.736	39.287	27.817	30.767	325.3
9	2'02.219	23.851	39.397	28.098	30.873	327.2	12	2'09.970	28.885	41.149	28.618	31.318	302.5
10	2'24.544 P	29.181	41.870	29.333	44.160	295.0	13	2'01.894	23.848	39.161	27.900	30.985	325.3
Run # 2	Front Tyre	Slick-Soft	Rear Tyre	Slick-Medium									
	10 Laps at start			10 Laps at start									
11	10'49.633	22.649	43.378	30.931	37.420	288.0	14	2'01.943	23.908	39.239	27.839	30.957	321.4
12	2'03.512	24.047	39.683	28.384	31.398	319.5	15	2'02.185	23.791	39.208	27.966	31.220	323.3
13	2'02.109	23.913	39.332	27.956	30.908	321.4	16	2'01.877	23.874	39.160	27.906	30.937	324.3
14	2'12.098	30.955	41.116	28.607	31.420	304.2							
15	2'10.929	23.829	39.343	31.385	36.372	324.3							
16	2'02.084 *	23.937*	39.118	27.982	31.047	320.4							
17	2'01.539	23.793	39.112	27.902	30.732	326.2							

18th 25 **Raul FERNANDEZ** KTM SPA
Tech3 KTM Factory Racing
Runs=2 Total laps=16 Full laps=9

Run #	Front Tyre	Slick-Soft	Rear Tyre	Slick-Medium		
	New Tyre		New Tyre			
1	2'41.417	21.205	42.897	30.444	33.178	245.4
2	2'07.295	24.690	40.217	28.532	33.856	292.6
3	2'02.862	24.274	39.517	28.118	30.953	314.8
4	2'02.050	23.916	39.216	28.132	30.786	318.5
5	2'01.924	23.864	39.418	27.926	30.716	317.6
6	2'01.578	23.771	39.216	27.996	30.595	326.2
7	2'10.386 *	31.011*	40.223*	28.301	30.851	307.6
8	2'01.963	23.656	39.200	28.084	31.023	324.3
9	2'20.894 P	31.720*	40.832*	29.083	39.259	312.1
Run # 2	Front Tyre	Slick-Soft	Rear Tyre	Slick-Medium		
	9 Laps at start		9 Laps at start			
10	9'49.244	20.008	40.101	28.521	30.930	313.9
11	2'06.400 *	23.705	42.226*	28.730	31.739	260.2
12	2'03.222	24.005	39.898	28.236	31.083	320.4
13	2'08.888	24.088	39.627	28.880	36.293	322.3
14	2'18.875 P	26.359*	41.466*	29.583	41.467	312.1
Run # 3	Front Tyre	Slick-Soft	Rear Tyre	Slick-Medium		
	14 Laps at start		14 Laps at start			
15	6'36.442 *	21.310	44.802*	28.980	31.495	217.7
16	2'02.620	23.949	39.448	28.249	30.974	326.2

19th 10 **Luca MARINI** DUCATI ITA
Mooney VR46 Racing Team
Runs=1 Total laps=16 Full laps=11

Run #	Front Tyre	Slick-Soft	Rear Tyre	Slick-Medium		
	New Tyre		New Tyre			
1	3'16.681	23.924	43.663	30.453	33.312	275.5
2	2'06.274	25.286	40.687	28.674	31.627	318.5
3	2'03.783	24.365	39.743	28.449	31.226	327.2
4	2'02.909	24.350	39.294	28.206	31.059	328.2
5	2'02.451 *	24.210*	39.391*	27.983	30.867	327.2
6	2'02.151	23.972	39.149	28.075	30.955	326.2
7	2'20.898 P	26.293	43.386	30.670	40.549	303.3
Run # 2	Front Tyre	Slick-Soft	Rear Tyre	Slick-Medium		
	7 Laps at start		7 Laps at start			

20th 4 **Andrea DOVIZIOSO** YAMAHA ITA
WithU Yamaha RNF MotoGP Team
Runs=1 Total laps=15 Full laps=12

Run #	Front Tyre	Slick-Soft	Rear Tyre	Slick-Medium		
	New Tyre		New Tyre			
1	2'38.527	21.449	43.177	30.683	32.748	270.6
2	2'07.375	24.750	40.720	29.918	31.987	311.2
3	2'02.952	24.222	39.397	28.218	31.115	322.3
4	2'14.971	29.100	44.411	30.591	30.869	305.9
5	2'03.369	24.338	39.726	28.243	31.062	314.8
6	2'02.053	23.788	39.462	27.991	30.812	326.2
7	2'19.587 P	26.819	42.249	31.015	39.504	308.5
Run # 2	Front Tyre	Slick-Soft	Rear Tyre	Slick-Medium		
	7 Laps at start		7 Laps at start			
8	16'48.392 *	21.897	40.338*	28.866	31.535	315.7
9	2'04.382	23.885	39.913	29.351	31.233	321.4
10	2'02.759	23.955	39.519	28.086	31.199	321.4
11	2'01.890	23.846	39.103	27.952	30.989	326.2
12	2'08.204	25.014	43.664	28.384	31.142	294.2
13	2'02.011	23.693	39.081	28.145	31.092	325.3
14	2'04.229	23.901	39.813	29.327	31.188	322.3
15	2'01.748	23.771	39.031	28.058	30.888	325.3

21st 21 **Franco MORBIDELLI** YAMAHA ITA
Monster Energy Yamaha MotoGP
Runs=2 Total laps=17 Full laps=10

Run #	Front Tyre	Slick-Soft	Rear Tyre	Slick-Medium		
	New Tyre		New Tyre			
1	2'24.307	22.759	43.384	30.130	32.697	274.8
2	2'05.019	24.614	40.288	28.498	31.619	320.4
3	2'03.010 *	24.226	39.547	28.079	31.158*	322.3
4	2'03.110 *	24.596*	39.460	28.066	30.988	322.3
5	2'02.420	24.103	39.242	28.064	31.011	324.3
6	2'36.102 P	29.000*	43.240*	30.798	53.064	243.2
Run # 2	Front Tyre	Slick-Soft	Rear Tyre	Slick-Medium		
	6 Laps at start		6 Laps at start			
7	7'22.973	21.305	40.750	28.885	31.417	317.6
8	2'02.630	24.133	39.397	28.083	31.017	320.4
9	2'01.807	23.816	39.182	27.834	30.975	318.5
10	2'01.775	23.895	39.005	27.958	30.917	318.5
11	2'16.606 P	25.025	43.035	29.046	39.500	271.3
Run # 3	Front Tyre	Slick-Soft	Rear Tyre	Slick-Medium		
	11 Laps at start		11 Laps at start			
12	7'22.807	24.774	40.881	28.575	31.279	307.6
13	2'02.995	24.677	39.129	28.000	31.189	321.4
14	2'07.535	28.862	39.573	28.087	31.013	318.5

Fastest Lap: Johann ZARCO Prima Pramac Racing FRA 1'59.893 23.510 38.601 27.527 30.255

These data/results cannot be reproduced, stored and/or transmitted in whole or in part by any manner of electronic, mechanical, photocopying, recording, broadcasting or otherwise now known or herein after developed without the previous express consent by the copyright owner, except for reproduction in daily press and regular printed publications on sale to the public within 60 days of the event related to those data/results and always provided that copyright symbol appears together as follows below.
© DORNA, 2022



Free Practice Nr. 1

MotoGP

Lap	Lap Time	T1	T2	T3	T4	Speed	Lap	Lap Time	T1	T2	T3	T4	Speed
15	2'01.906	23.992	38.950	27.920	31.044	320.4	Run # 1	<i>Front Tyre</i>	<i>Slick-Soft</i>	<i>Rear Tyre</i>	<i>Slick-Medium</i>		
16	2'08.728	29.738	39.761	28.274	30.955	316.7		New Tyre			New Tyre		
17	2'04.626	24.002	41.131	28.261	31.232	324.3	1	2'31.799	22.612	44.648	30.473	32.950	260.8

22nd 6 **Stefan BRADL** HONDA GER
Repsol Honda Team

Runs=1 Total laps=16 Full laps=11

Run #	1	Front Tyre	Slick-Soft	Rear Tyre	Slick-Medium	
		New Tyre		New Tyre		
1	2'31.389	22.822	44.199	30.795	32.916	253.5
2	2'08.724	25.668	41.494	29.094	32.468	300.8
3	2'05.442	24.836	40.211	28.823	31.572	303.3
4	2'03.076	24.234	39.496	28.472	30.874	324.3
5	2'08.375	24.151	39.741	33.275	31.208	317.6
6	2'02.878	24.055	39.476	28.349	30.998	329.2
7	2'02.454	24.198	39.299	28.139	30.818	330.2
8	2'08.212 *	27.696*	40.788	28.253	31.475	326.2
9	2'18.033 P	27.871	40.297	30.725	39.140	324.3
Run #	2	Front Tyre	Slick-Soft	Rear Tyre	Slick-Medium	
		9 Laps at start		9 Laps at start		
10	14'37.436	23.405	40.958	29.032	31.123	313.9
11	2'03.959	24.417	39.934	28.660	30.948	324.3
12	2'02.258	24.083	39.204	28.089	30.882	328.2
13	2'13.152 *	24.746	43.842*	29.820	34.744	290.3
14	2'02.757	24.287	39.379	28.135	30.956	325.3
15	2'02.062	24.078	39.260	28.020	30.704	326.2
16	2'02.388	24.091	39.248	28.236	30.813	329.2
Run #	3	Front Tyre	Slick-Soft	Rear Tyre	Slick-Medium	
		13 Laps at start		13 Laps at start		
14	6'37.525	23.420	42.040	30.217	31.455	306.8
15	2'02.565	24.024	39.248	28.171	31.122	328.2
16	2'04.528	23.993	41.220	28.296	31.019	327.2

23rd 49 **Fabio DI GIANNANTON** DUCATI ITA
Gresini Racing MotoGP

Runs=1 Total laps=16 Full laps=13

Run #	1	Front Tyre	Slick-Soft	Rear Tyre	Slick-Medium	
		New Tyre		New Tyre		
1	2'52.339	21.720	42.761	29.793	32.185	282.7
2	2'05.129	24.593	40.528	28.573	31.435	305.0
3	2'03.485	24.335	39.661	28.272	31.217	318.5
4	2'02.663	24.166	39.362	28.069	31.066	324.3
5	2'03.155	24.257	39.642	28.128	31.128	326.2
6	2'02.677	23.873	39.604	28.066	31.134	324.3
7	2'03.121	24.125	39.455	28.181	31.360	326.2
8	2'15.618 P	27.537	39.287*	28.568	40.226	321.4
Run #	2	Front Tyre	Slick-Soft	Rear Tyre	Slick-Medium	
		8 Laps at start		8 Laps at start		
9	13'22.651 *	20.686	41.403*	28.764	31.601	304.2
10	2'03.154	24.114	39.518	28.189	31.333	323.3
11	2'02.612	24.121	39.340	28.029	31.122	326.2
12	2'02.708	24.019	39.487	28.005	31.197	325.3
13	2'02.640	24.042	39.358	28.107	31.133	326.2
14	2'06.425	24.160	39.350	29.621	33.294	325.3
15	2'02.719	24.090	39.263	27.970	31.396	326.2
16	2'02.179	23.933	39.307	27.998	30.941	322.3

24th 40 **Darryn BINDER** YAMAHA RSA
WithU Yamaha RNF MotoGP Team

Runs=2 Total laps=16 Full laps=9

Fastest Lap: Johann ZARCO Prima Pramac Racing FRA **1'59.893** 23.510 38.601 27.527 30.255

These data/results cannot be reproduced, stored and/or transmitted in whole or in part by any manner of electronic, mechanical, photocopying, recording, broadcasting or otherwise now known or herein after developed without the previous express consent by the copyright owner, except for reproduction in daily press and regular printed publications on sale to the public within 60 days of the event related to those data/results and always provided that copyright symbol appears together as follows below.
© DORNA, 2022

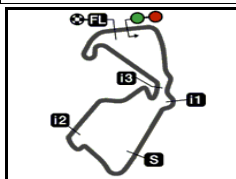
Official MotoGP Timing by TISSOT
www.motogp.com

Silverstone, Friday, August 05, 2022

Page 6 of 6



Silverstone Circuit



5900 m.

Results and timing service provided by TISSOT

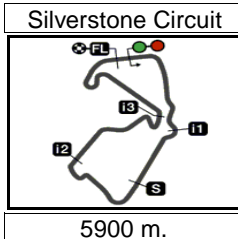
MONSTER ENERGY BRITISH GRAND PRIX**Free Practice Nr. 1****Best Partial Times****MotoGP™***IT* Ideal Lap Time, sum of the best partial times*BT* Best Lap Time

T1		T2		T3		T4				<i>IT</i>	<i>BT</i>	
<i>Pos</i>	<i>Rider</i>	<i>Time</i>	<i>Rider</i>	<i>Time</i>	<i>Rider</i>	<i>Time</i>	<i>Rider</i>	<i>Time</i>	<i>Pos</i>	<i>Rider</i>		
1	A.RINS	23.389	F.BAGNAIA	38.552	F.BAGNAIA	27.452	J.ZARCO	30.255	1	F.BAGNAIA	1'59.790	1'59.920 (2)
2	F.BAGNAIA	23.458	A.RINS	38.570	J.ZARCO	27.527	F.BAGNAIA	30.328	2	J.ZARCO	1'59.893	1'59.893 (1)
3	M.BEZZECCHI	23.495	J.ZARCO	38.601	T.NAKAGAMI	27.575	M.OLIVEIRA	30.501	3	A.RINS	2'00.118	2'00.220 (3)
4	F.QUARTARARO	23.504	M.VIÑALES	38.660	A.RINS	27.589	T.NAKAGAMI	30.503	4	T.NAKAGAMI	2'00.409	2'00.448 (5)
5	J.ZARCO	23.510	J.MIR	38.699	M.VIÑALES	27.670	F.QUARTARARO	30.506	5	F.QUARTARARO	2'00.419	2'00.438 (4)
6	J.MARTIN	23.533	F.QUARTARARO	38.733	F.QUARTARARO	27.676	A.ESPARGARO	30.544	6	M.VIÑALES	2'00.570	2'00.799 (7)
7	B.BINDER	23.555	T.NAKAGAMI	38.734	J.MIR	27.680	A.MARQUEZ	30.544	7	A.ESPARGAR	2'00.584	2'00.630 (6)
8	A.ESPARGARO	23.564	J.MILLER	38.762	J.MARTIN	27.683	A.RINS	30.570	8	J.MIR	2'00.609	2'00.843 (8)
9	P.ESPARGARO	23.593	A.ESPARGARO	38.765	A.ESPARGARO	27.711	J.MIR	30.576	9	J.MARTIN	2'00.806	2'00.948 (9)
10	T.NAKAGAMI	23.597	P.ESPARGARO	38.789	J.MILLER	27.776	R.FERNANDEZ	30.595	10	P.ESPARGAR	2'00.855	2'01.040 (11)
11	M.VIÑALES	23.634	B.BINDER	38.922	M.OLIVEIRA	27.780	M.VIÑALES	30.606	11	J.MILLER	2'00.892	2'01.055 (12)
12	E.BASTIANINI	23.637	A.MARQUEZ	38.922	E.BASTIANINI	27.785	J.MARTIN	30.615	12	M.OLIVEIRA	2'00.962	2'01.120 (14)
13	J.MIR	23.654	F.MORBIDELLI	38.950	L.MARINI	27.817	P.ESPARGARO	30.626	13	M.BEZZECCHI	2'00.988	2'01.112 (13)
14	R.FERNANDEZ	23.656	J.MARTIN	38.975	M.BEZZECCHI	27.822	J.MILLER	30.663	14	B.BINDER	2'00.991	2'00.994 (10)
15	M.OLIVEIRA	23.685	M.OLIVEIRA	38.996	B.BINDER	27.824	M.BEZZECCHI	30.668	15	A.MARQUEZ	2'01.040	2'01.174 (15)
16	J.MILLER	23.691	M.BEZZECCHI	39.003	F.MORBIDELLI	27.834	B.BINDER	30.690	16	E.BASTIANINI	2'01.189	2'01.219 (16)
17	A.DOVIZIOSO	23.693	E.BASTIANINI	39.005	P.ESPARGARO	27.847	S.BRADL	30.704	17	R.FERNANDEZ	2'01.377	2'01.578 (18)
18	A.MARQUEZ	23.697	A.DOVIZIOSO	39.031	A.MARQUEZ	27.877	R.GARDNER	30.732	18	L.MARINI	2'01.469	2'01.607 (19)
19	L.MARINI	23.736	R.GARDNER	39.112	R.GARDNER	27.902	E.BASTIANINI	30.762	19	A.DOVIZIOSO	2'01.488	2'01.748 (20)
20	R.GARDNER	23.793	L.MARINI	39.149	R.FERNANDEZ	27.926	L.MARINI	30.767	20	F.MORBIDELLI	2'01.517	2'01.775 (21)
21	F.MORBIDELLI	23.816	R.FERNANDEZ	39.200	A.DOVIZIOSO	27.952	A.DOVIZIOSO	30.812	21	R.GARDNER	2'01.539	2'01.539 (17)
22	D.BINDER	23.844	S.BRADL	39.204	F.DI GIANNANTO	27.970	F.MORBIDELLI	30.917	22	S.BRADL	2'01.983	2'02.062 (22)
23	F.DI GIANNANTO	23.873	D.BINDER	39.248	S.BRADL	28.020	F.DI GIANNANTO	30.941	23	F.DI GIANNAN	2'02.047	2'02.179 (23)
24	S.BRADL	24.055	F.DI GIANNANTO	39.263	D.BINDER	28.101	D.BINDER	31.019	24	D.BINDER	2'02.212	2'02.565 (24)

These data/results cannot be reproduced, stored and/or transmitted in whole or in part by any manner of electronic, mechanical, photocopying, recording, broadcasting or otherwise now known or herein after developed without the previous express consent by the copyright owner, except for reproduction in daily press and regular printed publications on sale to the public within 60 days of the event related to those data/results and always provided that copyright symbol appears together as follows below.
© DORNA, 2022

Official MotoGP Timing by **TISSOT**
www.motogp.com





MONSTER ENERGY BRITISH GRAND PRIX

Free Practice Nr. 1

Fastest Laps Sequence

Practice Time	 Rider	Nation	Motorcycle	Time	Km/h	Rider's Lap
4'23.985	36 Joan MIR	SPA	SUZUKI	2'05.637	169.0	2
4'29.326	21 Franco MORBIDELLI	ITA	YAMAHA	2'05.019	169.8	2
4'48.227	30 Takaaki NAKAGAMI	JPN	HONDA	2'04.865	170.1	2
4'51.284	89 Jorge MARTIN	SPA	DUCATI	2'04.685	170.3	2
4'54.525	63 Francesco BAGNAIA	ITA	DUCATI	2'04.099	171.1	2
4'54.741	42 Alex RINS	SPA	SUZUKI	2'04.079	171.1	2
4'55.146	5 Johann ZARCO	FRA	DUCATI	2'03.905	171.4	2
5'42.384	20 Fabio QUARTARARO	FRA	YAMAHA	2'03.631	171.8	2
6'27.219	36 Joan MIR	SPA	SUZUKI	2'03.234	172.3	3
6'48.345	88 Miguel OLIVEIRA	POR	KTM	2'03.148	172.4	3
6'48.854	4 Andrea DOVIZIOSO	ITA	YAMAHA	2'02.952	172.7	3
6'49.173	44 Pol ESPARGARO	SPA	HONDA	2'02.851	172.8	3
6'50.808	30 Takaaki NAKAGAMI	JPN	HONDA	2'02.581	173.2	3
6'56.888	63 Francesco BAGNAIA	ITA	DUCATI	2'02.363	173.5	3
6'56.993	42 Alex RINS	SPA	SUZUKI	2'02.252	173.7	3
8'50.273	88 Miguel OLIVEIRA	POR	KTM	2'01.928	174.2	4
8'58.913	42 Alex RINS	SPA	SUZUKI	2'01.920	174.2	4
8'59.101	5 Johann ZARCO	FRA	DUCATI	2'01.576	174.7	4
8'59.972	43 Jack MILLER	AUS	DUCATI	2'01.432	174.9	4
10'59.874	42 Alex RINS	SPA	SUZUKI	2'00.961	175.5	5
17'36.208	12 Maverick VIÑALES	SPA	APRILIA	2'00.827	175.7	8
25'19.224	42 Alex RINS	SPA	SUZUKI	2'00.728	175.9	9
29'20.632	42 Alex RINS	SPA	SUZUKI	2'00.527	176.2	11
43'40.086	20 Fabio QUARTARARO	FRA	YAMAHA	2'00.438	176.3	16
43'54.624	63 Francesco BAGNAIA	ITA	DUCATI	2'00.291	176.5	11
44'16.836	42 Alex RINS	SPA	SUZUKI	2'00.220	176.6	16
45'08.954	5 Johann ZARCO	FRA	DUCATI	1'59.893	177.1	13

These data/results cannot be reproduced, stored and/or transmitted in whole or in part by any manner of electronic, mechanical, photocopying, recording, broadcasting or otherwise now known or herein after developed without the previous express consent by the copyright owner, except for reproduction in daily press and regular printed publications on sale to the public within 60 days of the event related to those data/results and always provided that copyright symbol appears together as follows below.

© DORNA, 2022

Official MotoGP Timing by TISSOT
www.motogp.com



Silverstone, Friday, August 05, 2022