

4542 m.

## MOTUL TT ASSEN

### Free Practice Nr. 1

### Classification

3

		Rider	Nation	Team	Motorcycle	Time	Lap Total	Gap	Top Speed
1	43	Jack MILLER	AUS	Ducati Lenovo Team	DUCATI	<b>1'42.589</b>	13 14		<b>294.9</b>
2	36	Joan MIR	SPA	Team SUZUKI ECSTAR	SUZUKI	<b>1'42.698</b>	16 17	0.109 0.109	<b>292.8</b>
3	44	PoI ESPARGARO	SPA	Repsol Honda Team	HONDA	<b>1'42.891</b>	14 16	0.302 0.193	<b>291.4</b>
4	73	Alex MARQUEZ	SPA	LCR Honda CASTROL	HONDA	<b>1'42.959</b>	17 17	0.370 0.068	<b>294.9</b>
5	41	Aleix ESPARGARO	SPA	Aprilia Racing	APRILIA	<b>1'43.030</b>	12 13	0.441 0.071	<b>290.0</b>
6	88	Miguel OLIVEIRA	POR	Red Bull KTM Factory Racing	KTM	<b>1'43.091</b>	19 19	0.502 0.061	<b>286.6</b>
7	42	Alex RINS	SPA	Team SUZUKI ECSTAR	SUZUKI	<b>1'43.116</b>	10 12	0.527 0.025	<b>295.6</b>
8	5	Johann ZARCO	FRA	Prima Pramac Racing	DUCATI	<b>1'43.150</b>	20 21	0.561 0.034	<b>297.0</b>
9	89	Jorge MARTIN	SPA	Prima Pramac Racing	DUCATI	<b>1'43.189</b>	20 21	0.600 0.039	<b>290.7</b>
10	12	Maverick VIÑALES	SPA	Aprilia Racing	APRILIA	<b>1'43.417</b>	17 19	0.828 0.228	<b>294.2</b>
11	63	Francesco BAGNAIA	ITA	Ducati Lenovo Team	DUCATI	<b>1'43.424</b>	16 18	0.835 0.007	<b>297.8</b>
12	49	Fabio DI GIANNANTONIO	ITA	Gresini Racing MotoGP	DUCATI	<b>1'43.481</b>	16 16	0.892 0.057	<b>294.9</b>
13	33	Brad BINDER	RSA	Red Bull KTM Factory Racing	KTM	<b>1'43.514</b>	18 19	0.925 0.033	<b>283.9</b>
14	72	Marco BEZZECCHI	ITA	Mooney VR46 Racing Team	DUCATI	<b>1'43.542</b>	17 17	0.953 0.028	<b>290.7</b>
15	21	Franco MORBIDELLI	ITA	Monster Energy Yamaha MotoGP	YAMAHA	<b>1'43.724</b>	12 13	1.135 0.182	<b>285.3</b>
16	30	Takaaki NAKAGAMI	JPN	LCR Honda IDEMITSU	HONDA	<b>1'43.818</b>	16 16	1.229 0.094	<b>292.1</b>
17	20	Fabio QUARTARARO	FRA	Monster Energy Yamaha MotoGP	YAMAHA	<b>1'44.248</b>	13 13	1.659 0.430	<b>290.7</b>
18	6	Stefan BRADL	GER	Repsol Honda Team	HONDA	<b>1'44.265</b>	15 15	1.676 0.017	<b>293.5</b>
19	25	Raul FERNANDEZ	SPA	Tech3 KTM Factory Racing	KTM	<b>1'44.285</b>	17 17	1.696 0.020	<b>284.6</b>
20	40	Darryn BINDER	RSA	WithU Yamaha RNF MotoGP Tea	YAMAHA	<b>1'44.602</b>	18 18	2.013 0.317	<b>290.7</b>
21	4	Andrea DOVIZIOSO	ITA	WithU Yamaha RNF MotoGP Tea	YAMAHA	<b>1'44.825</b>	13 14	2.236 0.223	<b>288.6</b>
22	32	Lorenzo SAVADORI	ITA	Aprilia Racing	APRILIA	<b>1'44.968</b>	14 14	2.379 0.143	<b>288.6</b>
23	87	Remy GARDNER	AUS	Tech3 KTM Factory Racing	KTM	<b>1'45.282</b>	19 19	2.693 0.314	<b>282.0</b>
24	10	Luca MARINI	ITA	Mooney VR46 Racing Team	DUCATI	<b>1'45.392</b>	17 18	2.803 0.110	<b>291.4</b>
25	23	Enea BASTIANINI	ITA	Gresini Racing MotoGP	DUCATI	<b>1'46.446</b>	11 11	3.857 1.054	<b>285.9</b>

Practice condition: **Wet**

Air: 19°

Humidity: 93%

Ground: 21°

<b>Fastest Lap:</b>	Lap: 13	<b>Jack MILLER</b>	<b>1'42.589</b>	159.3 Km/h
<b>Best Race Lap:</b>	2021	<b>Fabio QUARTARARO</b>	<b>1'32.869</b>	176.0 Km/h
<b>All Time Lap Record:</b>	2021	<b>Maverick VIÑALES</b>	<b>1'31.814</b>	178.0 Km/h

The results are provisional until the end of the limit for protest and appeals.

Time limit for protest expires 30' after publication of the results - ..... Time: .....

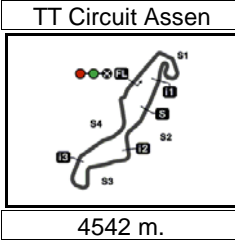
These data/results cannot be reproduced, stored and/or transmitted in whole or in part by any manner of electronic, mechanical, photocopying, recording, broadcasting or otherwise now known or herein after developed without the previous express consent by the copyright owner, except for reproduction in daily press and regular printed publications on sale to the public within 60 days of the event related to those data/results and always provided that copyright symbol appears together as follows below.

© DORNA, 2022

Official MotoGP Timing by TISSOT  
www.motogp.com

Assen, Friday, June 24, 2022





## MOTUL TT ASSEN

### Free Practice Nr. 1

### Top Speed & Average

4



Rider	Nation	Motorcycle	Top 5 speeds					Average	Top
63 <b>Francesco BAGNAIA</b>	ITA	DUCATI	297.8	292.8	289.3	289.3	288.0	291.4	<b>297.8</b>
5 <b>Johann ZARCO</b>	FRA	DUCATI	297.0	297.0	295.6	290.0	288.0	293.5	<b>297.0</b>
42 <b>Alex RINS</b>	SPA	SUZUKI	295.6	295.6	294.9	294.2	292.8	294.6	<b>295.6</b>
43 <b>Jack MILLER</b>	AUS	DUCATI	294.9	294.2	290.7	290.0	288.6	291.2	<b>294.9</b>
49 <b>Fabio DI GIANNANTONIO</b>	ITA	DUCATI	294.9	294.9	294.2	293.5	292.8	294.1	<b>294.9</b>
73 <b>Alex MARQUEZ</b>	SPA	HONDA	294.9	294.2	293.5	291.4	290.7	292.9	<b>294.9</b>
12 <b>Maverick VIÑALES</b>	SPA	APRILIA	294.2	290.7	288.0	288.0	285.9	289.4	<b>294.2</b>
6 <b>Stefan BRADL</b>	GER	HONDA	293.5	290.0	290.0	288.0	287.3	289.8	<b>293.5</b>
36 <b>Joan MIR</b>	SPA	SUZUKI	292.8	292.1	291.4	288.6	283.9	288.8	<b>292.8</b>
30 <b>Takaaki NAKAGAMI</b>	JPN	HONDA	292.1	290.0	288.6	285.3	285.3	288.3	<b>292.1</b>
10 <b>Luca MARINI</b>	ITA	DUCATI	291.4	288.0	279.4	278.1	277.5	282.9	<b>291.4</b>
44 <b>Pol ESPARGARO</b>	SPA	HONDA	291.4	288.0	288.0	283.9	282.0	285.9	<b>291.4</b>
20 <b>Fabio QUARTARARO</b>	FRA	YAMAHA	290.7	290.7	290.0	290.0	289.3	290.1	<b>290.7</b>
40 <b>Darryn BINDER</b>	RSA	YAMAHA	290.7	290.0	287.3	286.6	281.3	287.2	<b>290.7</b>
72 <b>Marco BEZZECCHI</b>	ITA	DUCATI	290.7	289.3	288.6	287.3	285.9	288.4	<b>290.7</b>
89 <b>Jorge MARTIN</b>	SPA	DUCATI	290.7	290.0	289.3	288.6	288.6	289.4	<b>290.7</b>
41 <b>Aleix ESPARGARO</b>	SPA	APRILIA	290.0	288.6	288.6	288.0	282.0	287.4	<b>290.0</b>
4 <b>Andrea DOVIZIOSO</b>	ITA	YAMAHA	288.6	288.6	288.0	285.9	285.3	287.3	<b>288.6</b>
32 <b>Lorenzo SAVADORI</b>	ITA	APRILIA	288.6	287.3	285.9	284.6	284.6	286.2	<b>288.6</b>
88 <b>Miguel OLIVEIRA</b>	POR	KTM	286.6	285.9	285.3	285.3	282.6	285.1	<b>286.6</b>
23 <b>Enea BASTIANINI</b>	ITA	DUCATI	285.9	282.0	278.8	274.4	272.0	278.6	<b>285.9</b>
21 <b>Franco MORBIDELLI</b>	ITA	YAMAHA	285.3	284.6	283.9	283.3	282.6	283.9	<b>285.3</b>
25 <b>Raul FERNANDEZ</b>	SPA	KTM	284.6	283.3	283.3	281.3	278.1	282.1	<b>284.6</b>
33 <b>Brad BINDER</b>	RSA	KTM	283.9	282.6	278.8	275.6	274.4	279.1	<b>283.9</b>
87 <b>Remy GARDNER</b>	AUS	KTM	282.0	275.6	275.0	275.0	274.4	276.1	<b>282.0</b>

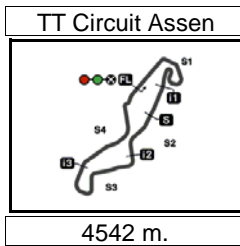
These data/results cannot be reproduced, stored and/or transmitted in whole or in part by any manner of electronic, mechanical, photocopying, recording, broadcasting or otherwise now known or herein after developed without the previous express consent by the copyright owner, except for reproduction in daily press and regular printed publications on sale to the public within 60 days of the event related to those data/results and always provided that copyright symbol appears together as follows below.

© DORNA, 2022

Official MotoGP Timing by TISSOT  
www.motogp.com



Assen, Friday, June 24, 2022



**MOTUL TT ASSEN**  
**Free Practice Nr. 1**

**Chronological Analysis of Performances**

**5**

\* Lap / Sector time cancelled      **T1** Time from finish line to 1st intermediate      **T3** Time from 2nd intermed. to 3rd intermed.  
**P** Crossing the finish line in pit lane      **T2** Time from 1st intermed. to 2nd intermed.      **T4** Time from 3rd intermediate to finish line  
**\*\*** Tyre data subject to further updates

Lap	Lap Time	T1	T2	T3	T4	Speed	Lap	Lap Time	T1	T2	T3	T4	Speed
<b>1st</b>	<b>43</b>	<b>Jack MILLER</b>		DUCATI		AUS	15	<b>1'43.051</b>	33.854	15.388	29.589	24.220	292.8
		Ducati Lenovo Team					16	<b>1'42.698</b>	33.662	15.348	29.605	24.083	292.1
		Runs=1 Total laps=14 Full laps=11					17	<b>1'56.569</b>	42.641	16.748	31.013	26.167	276.2

Run #	1	Front Tyre	Wet-Soft	Rear Tyre	Wet-Soft	Speed
		New Tyre	New Tyre	New Tyre	New Tyre	
1	3'19.620	36.357	17.468	33.483	27.305	269.0
2	<b>1'48.348</b>	35.518	16.353	31.135	25.342	278.1
3	<b>1'55.519</b>	42.277	16.403	31.083	25.756	276.2
4	<b>1'46.133</b>	34.791	16.101	30.494	24.747	288.6
5	<b>1'45.172</b>	34.460	15.816	30.282	24.614	282.6
6	<b>1'44.523</b>	34.112	15.632	30.252	24.527	290.0
7	2'04.925 P	40.488	17.849	33.055	33.533	230.5

Run #	2	Front Tyre	Wet-Soft	Rear Tyre	Wet-Soft	Speed
		7 Laps at start	7 Laps at start	7 Laps at start	7 Laps at start	
8	21'01.470	35.018	16.413	31.860	25.148	288.6
9	<b>1'52.732</b>	41.154	15.975	31.053	24.550	275.0
10	<b>1'43.069</b>	33.648	15.272	29.839	24.310	290.7
11	<b>1'50.370</b>	38.580	15.950	31.261	24.579	266.0
12	<b>1'43.366</b>	33.938	15.173	29.973	24.282	294.2
13	<b>1'42.589</b>	33.765	15.019	29.893	23.912	294.9
14	<b>1'50.744</b>	38.054	16.411	31.098	25.181	269.0

**2nd** **36** **Joan MIR** SUZUKI SPA  
 Team SUZUKI ECSTAR  
 Runs=2 Total laps=17 Full laps=12

Run #	1	Front Tyre	Wet-Soft	Rear Tyre	Wet-Soft	Speed
		New Tyre	New Tyre	New Tyre	New Tyre	
1	2'24.217	38.863	18.286	34.246	27.235	262.6
2	<b>1'50.985</b>	36.534	16.532	32.009	25.910	288.6
3	<b>1'48.945</b>	34.997	16.608	32.265	25.075	274.4
4	2'19.508 P	55.032	16.969	33.950	33.557	258.2

Run #	2	Front Tyre	Wet-Soft	Rear Tyre	Wet-Soft	Speed
		4 Laps at start	4 Laps at start	4 Laps at start	4 Laps at start	
5	7'53.810	35.171	17.204	32.316	26.053	276.9
6	<b>1'50.826</b>	36.402	16.558	31.690	26.176	278.1
7	2'05.276 P	35.244	16.772	35.658	37.602	271.3

Run #	3	Front Tyre	Wet-Soft	Rear Tyre	Wet-Soft	Speed
		7 Laps at start	7 Laps at start	7 Laps at start	7 Laps at start	
8	10'17.288	34.857	16.732	31.877	25.975	281.3
9	<b>1'47.419</b>	34.981	16.095	30.969	25.374	283.9
10	<b>1'46.935</b>	34.784	16.043	30.883	25.225	280.0
11	<b>1'50.523</b>	38.528	16.131	30.798	25.066	276.2
12	<b>1'45.210</b>	34.380	15.844	30.353	24.633	283.9
13	<b>1'44.740</b>	34.358	15.636	30.186	24.560	291.4
14	<b>1'44.473</b>	33.958	15.659	30.274	24.582	282.6

**Fastest Lap:** Jack MILLER Ducati Lenovo Team AUS **1'42.589** 33.765 15.019 29.893 23.912

These data/results cannot be reproduced, stored and/or transmitted in whole or in part by any manner of electronic, mechanical, photocopying, recording, broadcasting or otherwise now known or herein after developed without the previous express consent by the copyright owner, except for reproduction in daily press and regular printed publications on sale to the public within 60 days of the event related to those data/results and always provided that copyright symbol appears together as follows below.  
 © DORNA, 2022



# Free Practice Nr. 1

# MotoGP

Lap	Lap Time	T1	T2	T3	T4	Speed	Lap	Lap Time	T1	T2	T3	T4	Speed	
11	1'47.112	35.153	15.980	30.804	25.175	290.0	19	1'43.091	33.743	15.355	29.882	24.111	285.3	
12	1'45.231	34.398	15.730	30.352	24.751	291.4	<b>7th 42 Alex RINS</b>						SUZUKI	SPA
13	1'45.039	34.302	15.702	30.458	24.577	290.7	Team SUZUKI ECSTAR							
14	1'45.326	34.667	15.804	30.325	24.530	289.3	Runs=1 Total laps=12 Full laps=8							
15	1'43.726	34.028	15.426	30.077	24.195	293.5	<b>Run # 1</b>	<i>Front Tyre</i>	<i>Wet-Soft</i>	<i>Rear Tyre</i>	<i>Wet-Soft</i>			
16	1'43.621	34.104	15.377	29.959	24.181	294.2		<b>New Tyre</b>	<b>New Tyre</b>					
17	1'42.959	33.625	15.386	29.980	23.968	294.9	1	2'43.700	36.755	17.644	33.800	27.822	252.8	
<b>5th 41 Aleix ESPARGARO</b>							APRILIA	SPA						
Aprilia Racing							Runs=2	Total laps=13	Full laps=8					
<b>Run # 1</b>	<i>Front Tyre</i>	<i>Wet-Soft</i>	<i>Rear Tyre</i>	<i>Wet-Soft</i>			<b>Run # 2</b>	<i>Front Tyre</i>	<i>Wet-Soft</i>	<i>Rear Tyre</i>	<i>Wet-Soft</i>			
	<b>New Tyre</b>	<b>New Tyre</b>						<b>4 Laps at start</b>	<b>4 Laps at start</b>					
1	2'44.584	36.912	17.970	33.880	27.759	236.7	5	24'36.613	39.817	16.653	32.509	26.069	284.6	
2	2'00.309 P	36.988	17.143	32.802	33.376	263.7	6	1'51.333 *	37.707 *	16.392	31.550	25.684	283.9	
<b>Run # 2</b>	<i>Front Tyre</i>	<i>Wet-Soft</i>	<i>Rear Tyre</i>	<i>Wet-Soft</i>			7	1'46.412	34.858	15.729	30.795	25.030	292.1	
	<b>2 Laps at start</b>	<b>2 Laps at start</b>					8	1'45.434	34.969	15.497	30.469	24.499	294.2	
3	5'05.803	35.900	17.127	32.498	26.248	269.0	9	1'43.974	34.209	15.208	30.267	24.290	295.6	
4	1'51.188	35.496	18.046	31.766	25.880	280.7	10	1'43.116	33.912	15.112	29.926	24.166	295.6	
5	1'48.538	35.027	16.501	31.311	25.699	276.9	11	1'47.606	36.070	15.784	30.937	24.815	292.8	
6	2'04.783 P	38.985	19.325 *	33.089	33.384	273.8	12	1'43.234	33.774	15.207	29.983	24.270	294.9	
<b>Run # 3</b>	<i>Front Tyre</i>	<i>Wet-Soft</i>	<i>Rear Tyre</i>	<i>Wet-Soft</i>			<b>8th 5 Johann ZARCO</b>						DUCATI	FRA
	<b>6 Laps at start</b>	<b>6 Laps at start</b>					Prima Pramac Racing							
7	20'07.580	35.130	16.822	31.998	25.694	282.0	Runs=1 Total laps=21 Full laps=14							
8	1'46.780	34.648	16.280	30.939	24.913	281.3	<b>Run # 1</b>	<i>Front Tyre</i>	<i>Wet-Soft</i>	<i>Rear Tyre</i>	<i>Wet-Soft</i>			
9	1'45.464	34.334	15.782	30.717	24.631	288.6		<b>New Tyre</b>	<b>New Tyre</b>					
10	1'46.436	35.585	15.720	30.542	24.589	288.6	1	2'42.956	37.292	17.883	33.851	27.715	248.7	
11	1'43.675	33.854	15.542	30.240	24.039	290.0	2	1'51.793	36.879	16.776	31.935	26.203	273.8	
12	1'43.030	33.634	15.274	30.138	23.984	288.0	3	1'50.408	35.743	16.591	31.984	26.090	257.6	
13	1'53.075	37.205	17.745	32.550	25.575	240.9	4	1'48.550 *	35.830 *	16.630	30.967	25.123	248.2	
<b>6th 88 Miguel OLIVEIRA</b>							KTM	POR						
Red Bull KTM Factory Racing							Runs=1	Total laps=19	Full laps=14					
<b>Run # 1</b>	<i>Front Tyre</i>	<i>Wet-Soft</i>	<i>Rear Tyre</i>	<i>Wet-Soft</i>			5	1'47.320	35.260	15.927	30.744	25.389	276.2	
	<b>New Tyre</b>	<b>New Tyre</b>					6	1'47.068	35.634	15.952	30.650	24.832	286.6	
1	2'40.655	37.594	18.039	34.585	27.991	257.1	7	1'46.024	34.523	15.863	30.651	24.987	285.9	
2	1'53.536	37.880	16.993	32.480	26.183	267.8	8	1'50.399 *	38.060 *	16.124	31.069	25.146	279.4	
3	1'49.658	35.583	16.767	31.774	25.534	256.0	9	1'45.845	34.693	15.526	30.686	24.940	282.0	
4	1'58.779 *	36.171 *	16.598	38.199	27.811	257.1	10	1'46.556 *	35.018 *	15.778	30.878	24.882	278.1	
5	1'47.398	35.168	16.134	31.046	25.050	267.8	11	1'45.063	34.331	15.498	30.628	24.606	284.6	
6	1'47.346	34.926	16.055	31.083	25.282	274.4	12	1'47.628	35.094	16.005	31.365	25.164	280.7	
7	2'02.197	48.217	16.842	31.867	25.271	263.2	13	1'44.570	34.239	15.463	30.376	24.492	288.0	
8	1'47.315 *	35.294 *	16.016	30.993	25.012	274.4	14	2'03.296 P	37.918	17.906	33.632	33.840	234.0	
9	1'46.993	35.036	16.245	30.805	24.907	267.2	<b>Run # 2</b>	<i>Front Tyre</i>	<i>Wet-Soft</i>	<i>Rear Tyre</i>	<i>Wet-Soft</i>			
10	1'58.733 P	35.269	16.822	33.364	33.278	269.0		<b>14 Laps at start</b>	<b>14 Laps at start</b>					
<b>Run # 2</b>	<i>Front Tyre</i>	<i>Wet-Soft</i>	<i>Rear Tyre</i>	<i>Wet-Soft</i>			15	8'55.583 *	35.352	17.098	32.377	25.766 *	265.5	
	<b>10 Laps at start</b>	<b>10 Laps at start</b>					16	1'46.034 *	35.023 *	16.036	30.575	24.400	290.0	
11	12'44.514	36.100	16.800	33.133	26.085	270.1	17	1'43.977	34.203	15.398	30.089	24.287	295.6	
12	1'47.770	35.380	16.147	31.197	25.046	278.8	18	1'43.418	33.913	15.226	30.046	24.233	297.0	
13	1'45.332	34.548	15.717	30.577	24.490	282.6	19	1'45.541	34.566	15.897	30.479	24.599	279.4	
14	1'44.711	34.330	15.700	30.241	24.440	285.9	20	1'43.150	33.891	15.245	29.867	24.147	297.0	
15	1'44.223	33.990	15.568	30.308	24.357	285.3	21	1'43.410	33.481	15.585	30.120	24.224	287.3	
16	1'56.925	39.466	16.154	32.317	28.988	275.6								
17	1'52.165	36.536	18.636	31.926	25.067	227.9								
18	1'43.741	33.785	15.520	30.067	24.369	286.6								

**Fastest Lap:** Jack MILLER      Ducati Lenovo Team      AUS      1'42.589      33.765      15.019      29.893      23.912

These data/results cannot be reproduced, stored and/or transmitted in whole or in part by any manner of electronic, mechanical, photocopying, recording, broadcasting or otherwise now known or herein after developed without the previous express consent by the copyright owner, except for reproduction in daily press and regular printed publications on sale to the public within 60 days of the event related to those data/results and always provided that copyright symbol appears together as follows below.  
© DORNA, 2022



# Free Practice Nr. 1

# MotoGP

Lap	Lap Time	T1	T2	T3	T4	Speed	Lap	Lap Time	T1	T2	T3	T4	Speed
<b>9th</b>	<b>89</b>	<b>Jorge MARTIN</b>				DUCATI	SPA						
		Prima Pramac Racing											
		Runs=2	Total laps=21	Full laps=16									
Run #	1	Front Tyre	Wet-Soft	Rear Tyre	Wet-Soft								
		New Tyre		New Tyre									
1	2'38.378	37.660	18.120	34.501	28.004	257.1							
2	<b>1'54.259</b>	37.271	17.390	32.950	26.648	256.0							
3	<b>1'50.080</b>	36.214	16.726	31.723	25.417	262.6							
4	1'54.635 *	39.212*	17.185	32.356	25.882	260.4							
5	<b>1'49.079</b>	35.614	16.582	31.443	25.440	264.3							
6	<b>1'54.592</b>	35.404	16.471	31.670	31.047	274.4							
7	<b>1'47.942</b>	35.340	16.203	31.070	25.329	266.6							
8	<b>1'47.664</b>	35.203	16.250	31.185	25.026	275.0							
9	2'01.107 P	37.749	16.952	32.310	34.096	268.4							
Run #	2	Front Tyre	Wet-Soft	Rear Tyre	Wet-Soft								
		9 Laps at start		9 Laps at start									
10	8'51.719	39.078	17.602	33.595	27.204	269.0							
11	<b>1'52.933</b>	36.560	16.681	33.918	25.774	282.0							
12	<b>1'48.724</b>	35.703	16.574	31.368	25.079	267.2							
13	<b>1'46.399</b>	34.849	16.026	30.703	24.821	283.3							
14	<b>1'45.877</b>	34.740	15.889	30.669	24.579	287.3							
15	<b>1'45.098</b>	34.370	15.907	30.442	24.379	288.6							
16	<b>1'44.399</b>	34.172	15.815	30.226	24.186	289.3							
17	<b>1'48.332</b>	37.104	15.800	30.567	24.861	290.0							
18	<b>1'44.291</b>	34.176	15.752	30.248	24.115	290.7							
19	<b>1'43.836</b>	33.812	15.885	30.107	24.032	285.3							
20	<b>1'43.189</b>	33.684	15.636	29.982	23.887	288.6							
21	2'01.142 P	40.161	16.582	31.280	33.119	269.6							
<b>11th</b>	<b>63</b>	<b>Francesco BAGNAIA</b>				DUCATI	ITA						
		Ducati Lenovo Team											
		Runs=1	Total laps=18	Full laps=14									
Run #	1	Front Tyre	Wet-Medium	Rear Tyre	Wet-Soft								
		New Tyre		New Tyre									
1	2'34.880	37.274	19.046	34.403	27.733	235.3							
2	<b>1'52.407</b>	37.057	17.081	32.354	25.915	270.7							
3	<b>1'49.106</b>	35.786	16.538	31.219	25.563	278.1							
4	1'53.809 *	38.719*	16.715	31.850	26.525	273.8							
5	<b>1'47.861</b>	35.511	16.264	30.937	25.149	283.3							
6	<b>1'46.159</b>	34.836	15.888	30.507	24.928	285.9							
7	1'53.946 P	34.611	15.947	30.559	32.829	283.3							
Run #	2	Front Tyre	Wet-Medium	Rear Tyre	Wet-Soft								
		7 Laps at start		7 Laps at start									
8	15'26.778	34.684	16.670	32.398	26.502	276.9							
9	<b>1'50.862</b>	37.558	16.475	31.071	25.758	275.6							
10	<b>1'47.035</b>	35.060	16.139	30.553	25.283	270.1							
11	<b>1'45.330</b>	34.306	15.886	30.426	24.712	276.2							
12	<b>1'44.308</b>	34.038	15.639	30.237	24.394	286.6							
13	<b>1'44.102</b>	34.076	15.533	30.158	24.335	289.3							
14	<b>1'44.749</b>	33.903	15.585	30.180	25.081	292.8							
15	<b>1'44.894</b>	34.222	15.474	30.287	24.911	289.3							
16	<b>1'43.424</b>	33.799	15.390	29.820	24.415	297.8							
17	<b>1'46.624</b>	33.819	15.489	31.686	25.630	288.0							
18	<b>1'46.014</b>	34.266	15.824	30.497	25.427	276.9							
<b>12th</b>	<b>49</b>	<b>Fabio DI GIANNANTON</b>				DUCATI	ITA						
		Gresini Racing MotoGP											
		Runs=1	Total laps=16	Full laps=12									
Run #	1	Front Tyre	Wet-Medium	Rear Tyre	Wet-Soft								
		New Tyre		New Tyre									
1	2'32.949	38.404	18.303	35.558	28.580	256.0							
2	<b>1'58.007</b>	41.061	17.270	33.023	26.653	267.2							
3	<b>1'51.186</b>	36.562	16.695	32.072	25.857	274.4							
4	1'51.423 *	36.290*	16.473	32.066	26.594	278.1							
5	<b>1'52.738</b>	38.203	16.391	31.954	26.190	277.5							
6	<b>1'50.119</b>	36.091	16.316	31.577	26.135	274.4							
7	<b>1'48.744</b>	35.510	16.179	31.262	25.793	285.3							
8	<b>1'48.724</b>	35.664	16.122	31.339	25.599	282.0							
9	2'13.511 P	43.158	17.668	37.563	35.122	251.8							
Run #	2	Front Tyre	Wet-Medium	Rear Tyre	Wet-Soft								
		9 Laps at start		9 Laps at start									
10	16'45.254	38.301	16.416	32.047	25.488	272.6							
11	<b>1'46.906</b>	35.060	15.893	31.053	24.900	292.8							
12	<b>1'45.904</b>	34.944	15.634	30.728	24.598	291.4							
13	<b>1'45.345</b>	34.725	15.334	30.475	24.811	294.2							
14	<b>1'44.391</b>	34.300	15.395	30.242	24.454	294.9							
15	<b>1'43.999</b>	34.284	15.345	30.183	24.187	293.5							
16	<b>1'43.481</b>	34.182	15.257	30.031	24.011	294.9							
<b>13th</b>	<b>33</b>	<b>Brad BINDER</b>				KTM	RSA						
		Red Bull KTM Factory Racing											
		Runs=1	Total laps=19	Full laps=16									
Run #	1	Front Tyre	Wet-Soft	Rear Tyre	Wet-Soft								
		New Tyre		New Tyre									
1	2'27.797	39.553	18.326	34.862	27.937	253.9							

**Fastest Lap:** Jack MILLER      Ducati Lenovo Team      AUS      **1'42.589**      33.765      15.019      29.893      23.912

These data/results cannot be reproduced, stored and/or transmitted in whole or in part by any manner of electronic, mechanical, photocopying, recording, broadcasting or otherwise now known or herein after developed without the previous express consent by the copyright owner, except for reproduction in daily press and regular printed publications on sale to the public within 60 days of the event related to those data/results and always provided that copyright symbol appears together as follows below.  
© DORNA, 2022



# Free Practice Nr. 1

# MotoGP

Lap	Lap Time	T1	T2	T3	T4	Speed	Lap	Lap Time	T1	T2	T3	T4	Speed
2	1'53.854	36.921	17.298	32.985	26.650	268.4	3	1'48.661	35.071	16.491	31.045	26.054	282.0
3	1'50.857	36.477	16.929	31.573	25.878	270.7	4	1'46.707	34.437	16.547	30.443	25.280	282.6
4	2'06.024	50.058	17.068	32.152	26.746	256.0	5	1'45.857	34.298	16.054	30.365	25.140	284.6
5	1'49.002	35.678	16.578	31.187	25.559	267.8	6	1'49.785	37.781	16.513	30.475	25.016	273.8
6	1'49.201	35.292	16.409	31.400	26.100	266.6	7	1'51.285	34.261	19.325	32.615	25.084	273.2
7	1'53.929	35.782	21.058	31.405	25.684	143.3	8	2'03.296 P	34.167	20.766	34.064	34.299	281.3
8	2'05.876 P	35.171*	16.748	40.126	33.831	273.8							

Run #	2	Front Tyre	Wet-Soft	Rear Tyre	Wet-Soft	
8 Laps at start						
9	12'08.447	42.257	17.224	33.100	27.091	272.6
10	1'51.040	36.255	17.102	31.676	26.007	269.0
11	1'47.686	35.098	16.603	30.871	25.114	270.7
12	1'46.628	34.767	16.336	30.589	24.936	268.4
13	1'46.016	34.191	16.072	30.628	25.125	273.2
14	1'45.745	34.329	15.916	30.708	24.792	278.8
15	1'46.220	34.372	15.967	30.514	25.367	275.6
16	1'51.735	40.419	15.938	30.890	24.488	274.4
17	1'44.332	34.466	15.600	30.009	24.257	282.6
18	1'43.514	33.821	15.331	30.036	24.326	283.9
19	2'01.432	49.201	16.161	30.839	25.231	272.6

**14th 72 Marco BEZZECCHI** DUCATI ITA  
Mooney VR46 Racing Team

Runs=2 Total laps=18 Full laps=13

Run #	1	Front Tyre	Wet-Medium	Rear Tyre	Wet-Soft	
New Tyre						
1	2'28.553 *	41.235	23.973*	37.285	28.397	254.4
2	1'53.261	37.792	16.972	32.464	26.033	262.6
3	1'48.989	35.723	16.205	31.780	25.281	285.9

unfinished

Run #	2	Front Tyre	Wet-Soft	Rear Tyre	Wet-Soft	
New Tyre						
4	2'05.707 *	39.476*	23.062*	35.420	27.749	256.6
5	1'52.067	37.262	16.767	32.088	25.950	276.2
6	1'49.835	35.665	16.309	32.049	25.812	288.6
7	1'51.305	35.963	16.546	32.068	26.728	278.8
8	1'49.303	35.474	16.287	31.754	25.788	273.8
9	1'48.136	35.222	16.239	31.047	25.628	279.4
10	1'47.883	35.216	16.202	30.995	25.470	278.8
11	1'57.148 P	35.187	16.268	30.904	34.789	273.8

Run #	3	Front Tyre	Wet-Soft	Rear Tyre	Wet-Soft	
8 Laps at start						
12	7'48.030 *	40.083	19.878*	32.923	26.429	266.0
13	1'47.794 *	35.993*	16.197	30.740	24.864	275.0
14	1'45.230	34.569	15.690	30.360	24.611	283.3
15	1'44.585	34.287	15.641	30.171	24.486	287.3
16	1'43.950	34.117	15.404	30.121	24.308	290.7
17	1'43.542	33.900	15.456	30.072	24.114	289.3

**15th 21 Franco MORBIDELLI** YAMAHA ITA  
Monster Energy Yamaha MotoGP

Runs=1 Total laps=13 Full laps=9

Run #	1	Front Tyre	Wet-Soft	Rear Tyre	Wet-Soft	
New Tyre						
1	2'07.020	37.851	18.171	34.139	28.425	253.9
2	1'52.063	36.845	17.168	31.868	26.182	262.0

Run #	2	Front Tyre	Wet-Soft	Rear Tyre	Wet-Soft	
8 Laps at start						
9	23'16.300 *	34.985	19.126*	31.775	25.473	281.3
10	1'45.582	34.274	16.126	30.380	24.802	283.3
11	1'44.737	33.886	15.921	30.072	24.858	282.0
12	1'43.724	33.721	15.752	29.928	24.323	283.9
13	1'49.094 *	33.595	15.741	29.985	29.773*	285.3

**16th 30 Takaaki NAKAGAMI** HONDA JPN  
LCR Honda IDEMITSU

Runs=1 Total laps=16 Full laps=11

Run #	1	Front Tyre	Wet-Soft	Rear Tyre	Wet-Soft	
New Tyre						
1	2'33.887	37.799	18.291	34.998	28.210	250.8
2	1'55.209	38.246	17.373	32.847	26.743	264.3
3	1'51.122	36.213	16.617	32.186	26.106	285.3
4	1'51.519 *	36.203*	16.536	31.770	27.010	285.3
5	2'05.361	49.151	17.514	32.703	25.993	253.9
6	1'48.473	35.491	16.104	31.217	25.661	283.9
7	1'47.920	35.464	16.004	31.095	25.357	283.3
8	1'49.459 *	36.065*	16.413	31.351	25.630	278.1
9	1'54.758	36.463	17.090	34.838	26.367	253.4
10	1'57.364 P	35.424	16.152	31.180	34.608	276.9

Run #	2	Front Tyre	Wet-Soft	Rear Tyre	Wet-Soft	
10 Laps at start						
11	18'15.946	39.426	20.397	36.985	26.360	173.1
12	1'49.174	36.838	16.125	30.998	25.213	283.3
13	1'45.505	34.650	15.744	30.419	24.692	288.6
14	1'46.134	34.902	15.964	30.671	24.597	275.6
15	1'44.461	34.275	15.333	30.053	24.800	292.1
16	1'43.818	34.117	15.294	30.092	24.315	290.0

**17th 20 Fabio QUARTARARO** YAMAHA FRA  
Monster Energy Yamaha MotoGP

Runs=1 Total laps=13 Full laps=10

Run #	1	Front Tyre	Wet-Soft	Rear Tyre	Wet-Soft	
New Tyre						
1	3'17.466	35.606	16.999	33.247	26.797	278.1
2	1'50.358	36.605	16.193	31.909	25.651	286.6
3	1'48.011	35.575	16.004	31.210	25.222	286.6
4	1'46.412	35.100	15.736	30.807	24.769	290.0
5	1'45.856	34.804	15.678	30.591	24.783	288.6
6	1'55.387	42.419	16.081	31.096	25.791	281.3
7	1'54.336 P	34.880	15.683	30.742	33.031	285.9

Run #	2	Front Tyre	Wet-Soft	Rear Tyre	Wet-Soft	
7 Laps at start						
8	22'00.153	37.564	16.107	31.402	24.946	280.0
9	1'45.313	34.618	15.553	30.437	24.705	289.3
10	1'51.128	38.180	15.917	32.022	25.009	281.3
11	1'47.730	34.527	15.523	30.522	27.158	290.0

**Fastest Lap:** Jack MILLER Ducati Lenovo Team AUS **1'42.589** 33.765 15.019 29.893 23.912

These data/results cannot be reproduced, stored and/or transmitted in whole or in part by any manner of electronic, mechanical, photocopying, recording, broadcasting or otherwise now known or herein after developed without the previous express consent by the copyright owner, except for reproduction in daily press and regular printed publications on sale to the public within 60 days of the event related to those data/results and always provided that copyright symbol appears together as follows below.  
© DORNA, 2022



# Free Practice Nr. 1

# MotoGP

Lap	Lap Time	T1	T2	T3	T4	Speed	Lap	Lap Time	T1	T2	T3	T4	Speed
12	1'45.843	34.095	15.638	30.834	25.276	290.7	1	2'31.007	39.117	18.984	35.765	28.569	242.8
13	1'44.248	34.253	15.491	30.061	24.443	290.7	2	1'55.807	37.983	17.584	32.993	27.247	262.0

**18th 6** **Stefan BRADL** HONDA GER  
Repsol Honda Team  
Runs=1 Total laps=15 Full laps=10

Run #	1	Front Tyre	Wet-Soft	Rear Tyre	Wet-Soft	Speed
			New Tyre	New Tyre		
1	2'35.897	37.395	18.586	34.733	27.908	243.3
2	1'53.455	36.968	17.105	32.819	26.563	250.8
3	1'51.340	36.388	16.518	32.188	26.246	266.0
4	1'51.426 *	36.293*	16.508	32.075	26.550	277.5
5	1'48.780	35.746	16.129	31.258	25.647	281.3
6	1'58.851	43.771	17.725	31.640	25.715	245.7
7	1'47.421	35.335	16.094	30.898	25.094	272.0
8	2'05.789 P	42.182	17.660	32.513	33.434	249.2

Run #	2	Front Tyre	Wet-Soft	Rear Tyre	Wet-Soft	Speed
			8 Laps at start	8 Laps at start		
9	20'10.489 *	42.072	16.846	32.469	26.575*	264.3
10	1'48.095 *	35.701*	15.988	31.099	25.307	285.9
11	1'46.403	35.032	15.728	30.567	25.076	290.0
12	1'45.564	34.564	15.683	30.491	24.826	288.0
13	1'45.030	34.380	15.544	30.266	24.840	293.5
14	1'44.503	34.135	15.583	30.288	24.497	287.3
15	1'44.265	34.072	15.381	30.255	24.557	290.0

**19th 25** **Raul FERNANDEZ** KTM SPA  
Tech3 KTM Factory Racing  
Runs=1 Total laps=17 Full laps=10

Run #	1	Front Tyre	Wet-Soft	Rear Tyre	Wet-Soft	Speed
			New Tyre	New Tyre		
1	2'38.352	38.527	18.452	35.025	28.620	242.3
2	1'54.955	37.748	17.317	32.973	26.917	244.8
3	1'51.675	36.306	16.913	32.280	26.176	252.8
4	1'50.504 *	35.709*	16.718	32.275	25.802	252.8
5	1'58.006 *	43.378	16.565	31.708	26.355*	257.1
6	1'49.766 *	35.594*	16.404	31.556	26.212	273.2
7	1'49.100	35.577	16.171	31.337	26.015	271.3
8	2'19.191 P	47.123*	19.006	35.668	37.394	222.9

Run #	2	Front Tyre	Wet-Soft	Rear Tyre	Wet-Soft	Speed
			8 Laps at start	8 Laps at start		
9	15'22.326	38.163	17.556	32.711	26.247	258.7
10	1'52.640 *	35.782	18.558*	32.255	26.045	283.3
11	1'47.806	35.144	16.224	31.056	25.382	278.1
12	1'47.147	35.012	16.084	31.064	24.987	264.3
13	1'46.089	34.623	15.962	30.727	24.777	275.0
14	1'45.985	34.754	15.808	30.674	24.749	281.3
15	1'44.543	34.139	15.511	30.343	24.550	283.3
16	1'44.417	34.124	15.603	30.323	24.367	273.8
17	1'44.285	33.880	15.387	30.447	24.571	284.6

**20th 40** **Darryn BINDER** YAMAHA RSA  
WithU Yamaha RNF MotoGP Team  
Runs=1 Total laps=18 Full laps=14

Run #	1	Front Tyre	Wet-Soft	Rear Tyre	Wet-Soft	Speed
			New Tyre	New Tyre		
1	2'20.740	37.067	18.559	34.947	28.170	238.1
2	1'53.029	37.256	17.323	32.394	26.056	269.6
3	1'48.651	35.535	16.603	31.285	25.228	268.4
4	1'47.464	35.056	16.274	31.138	24.996	284.6
5	2'13.441 P	42.614	19.544	36.295	34.988	245.2

**21st 4** **Andrea DOVIZIOSO** YAMAHA ITA  
WithU Yamaha RNF MotoGP Team  
Runs=1 Total laps=14 Full laps=10

Run #	1	Front Tyre	Wet-Soft	Rear Tyre	Wet-Soft	Speed
			10 Laps at start	10 Laps at start		
11	14'46.285	39.127	17.973	35.313	28.146	249.2
12	1'49.365	35.869	16.570	31.345	25.581	265.5
13	1'47.095	34.868	16.240	30.925	25.062	279.4
14	1'46.326	34.664	16.065	30.624	24.973	286.6
15	1'46.240	34.707	16.264	30.498	24.771	281.3
16	1'45.002	34.330	15.717	30.216	24.739	290.0
17	1'44.789	34.131	15.802	30.278	24.578	287.3
18	1'44.602	34.201	15.642	30.259	24.500	290.7

**22nd 32** **Lorenzo SAVADORI** APRILIA ITA  
Aprilia Racing  
Runs=2 Total laps=14 Full laps=8

Run #	1	Front Tyre	Wet-Soft	Rear Tyre	Wet-Soft	Speed
			7 Laps at start	7 Laps at start		
8	20'10.708	38.905	16.999	32.751	25.788	276.9
9	1'48.028	35.536	16.021	31.417	25.054	285.9
10	1'45.916	34.505	15.827	30.890	24.694	284.6
11	1'47.801	34.547	15.826	32.526	24.902	288.6
12	1'45.018	34.135	15.590	30.689	24.604	288.6
13	1'44.825	33.981	15.541	30.513	24.790	283.3
14	1'54.700	34.544	15.752	33.841	30.563	288.0

**22nd 32** **Lorenzo SAVADORI** APRILIA ITA  
Aprilia Racing  
Runs=2 Total laps=14 Full laps=8

Run #	1	Front Tyre	Wet-Soft	Rear Tyre	Wet-Soft	Speed
			5 Laps at start	5 Laps at start		
1	2'20.740	37.067	18.559	34.947	28.170	238.1
2	1'53.029	37.256	17.323	32.394	26.056	269.6
3	1'48.651	35.535	16.603	31.285	25.228	268.4
4	1'47.464	35.056	16.274	31.138	24.996	284.6
5	2'13.441 P	42.614	19.544	36.295	34.988	245.2
6	11'50.370	35.291	17.063	33.375	27.045	272.6

**Fastest Lap:** Jack MILLER Ducati Lenovo Team AUS 1'42.589 33.765 15.019 29.893 23.912

These data/results cannot be reproduced, stored and/or transmitted in whole or in part by any manner of electronic, mechanical, photocopying, recording, broadcasting or otherwise now known or herein after developed without the previous express consent by the copyright owner, except for reproduction in daily press and regular printed publications on sale to the public within 60 days of the event related to those data/results and always provided that copyright symbol appears together as follows below.  
© DORNA, 2022



# Free Practice Nr. 1

# MotoGP

Lap	Lap Time	T1	T2	T3	T4	Speed	Lap	Lap Time	T1	T2	T3	T4	Speed
7	1'52.614	37.288	16.659	32.186	26.481	278.1	Run # 2	Front Tyre	Wet-Medium	Rear Tyre	Wet-Soft		
8	1'50.430	35.915	16.514	31.947	26.054	276.9		10 Laps at start		10 Laps at start			
9	2'02.502 P	35.407	19.589	33.996	33.510	287.3	11	12'59.947	37.835	17.948	36.704	26.975	262.6
	Run # 3	Front Tyre	Wet-Soft	Rear Tyre	Wet-Soft		12	1'56.192	36.540	17.972	35.630	26.050	252.8
		9 Laps at start		9 Laps at start			13	1'48.463	35.336	16.265	31.501	25.361	273.2
10	11'46.938	37.508	17.749	32.968	28.466	276.2	14	1'47.232	34.922	16.148	30.803	25.359	275.0
11	1'46.389	34.616	16.095	30.871	24.807	272.6	15	1'46.844	34.935	16.079	30.819	25.011	279.4
12	1'59.796 *	34.305	19.639*	34.819	31.033	284.6	16	1'45.715	34.597	15.872	30.434	24.812	288.0
13	1'45.021	34.324	15.762	30.518	24.417	285.9	17	1'45.392	34.342	15.726	30.482	24.842	291.4
14	1'44.968	33.943	15.600	30.482	24.943	288.6	18	2'26.259 P	53.958	19.751	35.811	36.739	226.6

**23rd 87 Remy GARDNER** KTM AUS  
Tech3 KTM Factory Racing

Runs=2 Total laps=19 Full laps=13

Run #	1	Front Tyre	Wet-Soft	Rear Tyre	Wet-Soft	Speed
		New Tyre		New Tyre		
1	2'29.370	39.945	19.199	35.299	28.435	230.9
2	1'54.669	37.816	17.680	32.485	26.688	239.5
3	1'51.136	36.509	17.019	31.715	25.893	257.1
4	1'57.495 *	38.175*	17.164	32.931	29.225	271.3
5	1'51.768	36.258	16.987	32.409	26.114	258.2
6	1'50.901	36.128	16.982	31.731	26.060	259.3
7	1'49.675	35.558	16.595	31.464	26.058	266.6
8	2'00.262 P	36.092	16.711	31.516	35.943	266.6

Run #	2	Front Tyre	Wet-Soft	Rear Tyre	Wet-Soft	Speed
		8 Laps at start		8 Laps at start		
9	9'44.107	41.203	17.412	33.168	26.708	261.5
10	2'04.377	40.612	16.826	31.812	35.127	275.0
11	1'49.649	35.943	16.526	31.288	25.892	267.8
12	1'48.486	35.384	16.386	30.976	25.740	269.6
13	1'47.631	35.224	16.107	30.791	25.509	274.4
14	1'46.504	34.929	15.967	30.563	25.045	282.0
15	2'05.432 P	34.851	17.958	35.943	36.680	275.6

Run #	3	Front Tyre	Wet-Soft	Rear Tyre	Wet-Soft	Speed
		15 Laps at start		15 Laps at start		
16	2'52.525	41.467	17.049	31.764	26.131	269.0
17	1'51.126	38.633	16.466	30.790	25.237	268.4
18	1'45.744	34.670	15.945	30.324	24.805	274.4
19	1'45.282	34.663	15.859	30.069	24.691	275.0

**24th 10 Luca MARINI** DUCATI ITA  
Mooney VR46 Racing Team

Runs=2 Total laps=18 Full laps=12

Run #	1	Front Tyre	Wet-Medium	Rear Tyre	Wet-Soft	Speed
		New Tyre		New Tyre		
1	2'56.331	41.793	19.082	34.717	28.367	239.5
2	1'55.985	37.902	17.273	34.055	26.755	256.0
3	1'51.531	36.412	17.032	31.796	26.291	262.0
4	1'51.269 *	36.136*	16.718	31.778	26.637	259.3
5	1'48.641	35.624	16.467	31.111	25.439	277.5
6	1'52.077	36.918	16.820	32.374	25.965	264.9
7	1'56.222	36.732	16.474	36.479	26.537	273.8
8	1'50.296 *	35.532*	16.374	31.552	26.838	278.1
9	1'48.794	35.336	16.294	31.111	26.053	275.0
10	2'26.526 P	41.812	25.941*	40.436	38.337	229.6

**Fastest Lap:** Jack MILLER Ducati Lenovo Team AUS **1'42.589** 33.765 15.019 29.893 23.912

These data/results cannot be reproduced, stored and/or transmitted in whole or in part by any manner of electronic, mechanical, photocopying, recording, broadcasting or otherwise now known or herein after developed without the previous express consent by the copyright owner, except for reproduction in daily press and regular printed publications on sale to the public within 60 days of the event related to those data/results and always provided that copyright symbol appears together as follows below.  
© DORNA, 2022

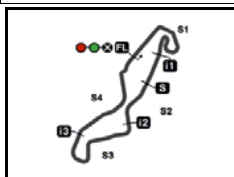
Official MotoGP Timing by **TISSOT**  
www.motogp.com

Assen, Friday, June 24, 2022

Page 6 of 6







4542 m.

# MOTUL TT ASSEN

## Free Practice Nr. 1

### Best Partial Times

MotoGP™


*IT* Ideal Lap Time, sum of the best partial times*BT* Best Lap Time

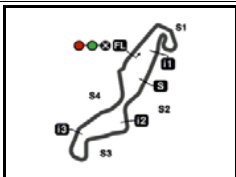
<i>T1</i>		<i>T2</i>		<i>T3</i>		<i>T4</i>				<i>IT</i>	<i>BT</i>	
Pos	Rider	Time	Rider	Time	Rider	Time	Rider	Time	Pos	Rider		
1	J.ZARCO	33.481	J.MILLER	15.019	J.MIR	29.589	J.MARTIN	23.887	1	J.MILLER	1'42.418	1'42.589 (1)
2	F.MORBIDELLI	33.595	A.RINS	15.112	F.BAGNAIA	29.820	J.MILLER	23.912	2	J.MIR	1'42.682	1'42.698 (2)
3	P.ESPARGARO	33.618	M.VIÑALES	15.181	J.MILLER	29.839	A.MARQUEZ	23.968	3	J.ZARCO	1'42.721	1'43.150 (8)
4	A.MARQUEZ	33.625	J.ZARCO	15.226	P.ESPARGARO	29.844	M.VIÑALES	23.971	4	P.ESPARGAR	1'42.870	1'42.891 (3)
5	A.ESPARGARO	33.634	F.DI GIANNANTO	15.257	J.ZARCO	29.867	A.ESPARGARO	23.984	5	A.MARQUEZ	1'42.929	1'42.959 (4)
6	J.MILLER	33.648	A.ESPARGARO	15.274	M.OLIVEIRA	29.882	F.DI GIANNANTO	24.011	6	A.RINS	1'42.978	1'43.116 (7)
7	J.MIR	33.662	T.NAKAGAMI	15.294	A.RINS	29.926	J.MIR	24.083	7	A.ESPARGAR	1'43.030	1'43.030 (5)
8	J.MARTIN	33.684	P.ESPARGARO	15.301	F.MORBIDELLI	29.928	P.ESPARGARO	24.107	8	M.OLIVEIRA	1'43.091	1'43.091 (6)
9	M.OLIVEIRA	33.743	B.BINDER	15.331	M.VIÑALES	29.938	M.OLIVEIRA	24.111	9	J.MARTIN	1'43.189	1'43.189 (9)
10	A.RINS	33.774	J.MIR	15.348	A.MARQUEZ	29.959	M.BEZZECCHI	24.114	10	F.BAGNAIA	1'43.344	1'43.424 (11)
11	F.BAGNAIA	33.799	M.OLIVEIRA	15.355	J.MARTIN	29.982	J.ZARCO	24.147	11	M.VIÑALES	1'43.357	1'43.417 (10)
12	B.BINDER	33.821	A.MARQUEZ	15.377	B.BINDER	30.009	A.RINS	24.166	12	B.BINDER	1'43.418	1'43.514 (13)
13	R.FERNANDEZ	33.880	S.BRADL	15.381	F.DI GIANNANTO	30.031	B.BINDER	24.257	13	F.DI GIANNAN	1'43.481	1'43.481 (12)
14	M.BEZZECCHI	33.900	R.FERNANDEZ	15.387	T.NAKAGAMI	30.053	T.NAKAGAMI	24.315	14	M.BEZZECCHI	1'43.490	1'43.542 (14)
15	L.SAVADORI	33.943	F.BAGNAIA	15.390	F.QUARTARARO	30.061	F.MORBIDELLI	24.323	15	F.MORBIDELLI	1'43.587	1'43.724 (15)
16	A.DOVIZIOSO	33.981	M.BEZZECCHI	15.404	R.GARDNER	30.069	F.BAGNAIA	24.335	16	T.NAKAGAMI	1'43.779	1'43.818 (16)
17	S.BRADL	34.072	F.QUARTARARO	15.491	M.BEZZECCHI	30.072	R.FERNANDEZ	24.367	17	R.FERNANDEZ	1'43.957	1'44.285 (19)
18	F.QUARTARARO	34.095	A.DOVIZIOSO	15.541	A.ESPARGARO	30.138	L.SAVADORI	24.417	18	F.QUARTARAR	1'44.090	1'44.248 (17)
19	T.NAKAGAMI	34.117	L.SAVADORI	15.600	D.BINDER	30.216	F.QUARTARARO	24.443	19	S.BRADL	1'44.205	1'44.265 (18)
20	D.BINDER	34.131	J.MARTIN	15.636	S.BRADL	30.255	S.BRADL	24.497	20	L.SAVADORI	1'44.442	1'44.968 (22)
21	F.DI GIANNANTO	34.182	D.BINDER	15.642	R.FERNANDEZ	30.323	D.BINDER	24.500	21	D.BINDER	1'44.489	1'44.602 (20)
22	M.VIÑALES	34.267	L.MARINI	15.726	L.MARINI	30.434	A.DOVIZIOSO	24.604	22	A.DOVIZIOSO	1'44.639	1'44.825 (21)
23	L.MARINI	34.342	F.MORBIDELLI	15.741	L.SAVADORI	30.482	R.GARDNER	24.691	23	R.GARDNER	1'45.282	1'45.282 (23)
24	R.GARDNER	34.663	E.BASTIANINI	15.745	A.DOVIZIOSO	30.513	L.MARINI	24.812	24	L.MARINI	1'45.314	1'45.392 (24)

These data/results cannot be reproduced, stored and/or transmitted in whole or in part by any manner of electronic, mechanical, photocopying, recording, broadcasting or otherwise now known or herein after developed without the previous express consent by the copyright owner, except for reproduction in daily press and regular printed publications on sale to the public within 60 days of the event related to those data/results and always provided that copyright symbol appears together as follows below.  
© DORNA, 2022



TT Circuit Assen

Results and timing service provided by  **TISSOT**



4542 m.

**MOTUL TT ASSEN**  
**Free Practice Nr. 1**  
**Best Partial Times**

**MotoGP™**

*IT* Ideal Lap Time, sum of the best partial times

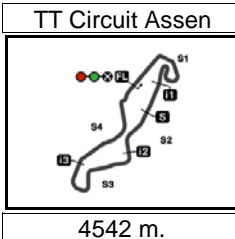
*BT* Best Lap Time

<b>T1</b>		<b>T2</b>		<b>T3</b>		<b>T4</b>				<i>IT</i>	<i>BT</i>	
<i>Pos</i>	<i>Rider</i>	<i>Time</i>	<i>Rider</i>	<i>Time</i>	<i>Rider</i>	<i>Time</i>	<i>Rider</i>	<i>Time</i>	<i>Pos</i>	<i>Rider</i>		
25	E.BASTIANINI	34.987	R.GARDNER	15.859	E.BASTIANINI	30.898	E.BASTIANINI	24.816	25	E.BASTIANINI	1'46.446	1'46.446 (25)

These data/results cannot be reproduced, stored and/or transmitted in whole or in part by any manner of electronic, mechanical, photocopying, recording, broadcasting or otherwise now known or herein after developed without the previous express consent by the copyright owner, except for reproduction in daily press and regular printed publications on sale to the public within 60 days of the event related to those data/results and always provided that copyright symbol appears together as follows below.  
 © DORNA, 2022

Official MotoGP Timing by **TISSOT**  
[www.motogp.com](http://www.motogp.com)





## MOTUL TT ASSEN

### Free Practice Nr. 1

### Fastest Laps Sequence

4542 m.

<i>Practice Time</i>	 <i>Rider</i>	<i>Nation</i>	<i>Motorcycle</i>	<i>Time</i>	<i>Km/h</i>	<i>Rider's Lap</i>
<b>3'59.083</b>	21 <b>Franco MORBIDELLI</b>	ITA	YAMAHA	<b>1'52.063</b>	145.9	2
<b>4'15.202</b>	36 <b>Joan MIR</b>	SPA	SUZUKI	<b>1'50.985</b>	147.3	2
<b>5'07.824</b>	20 <b>Fabio QUARTARARO</b>	FRA	YAMAHA	<b>1'50.358</b>	148.1	2
<b>5'07.968</b>	43 <b>Jack MILLER</b>	AUS	DUCATI	<b>1'48.348</b>	150.9	2
<b>6'55.835</b>	20 <b>Fabio QUARTARARO</b>	FRA	YAMAHA	<b>1'48.011</b>	151.3	3
<b>7'34.451</b>	21 <b>Franco MORBIDELLI</b>	ITA	YAMAHA	<b>1'46.707</b>	153.2	4
<b>8'42.247</b>	20 <b>Fabio QUARTARARO</b>	FRA	YAMAHA	<b>1'46.412</b>	153.6	4
<b>8'49.620</b>	43 <b>Jack MILLER</b>	AUS	DUCATI	<b>1'46.133</b>	154.0	4
<b>9'20.308</b>	21 <b>Franco MORBIDELLI</b>	ITA	YAMAHA	<b>1'45.857</b>	154.4	5
<b>10'28.103</b>	20 <b>Fabio QUARTARARO</b>	FRA	YAMAHA	<b>1'45.856</b>	154.4	5
<b>10'34.792</b>	43 <b>Jack MILLER</b>	AUS	DUCATI	<b>1'45.172</b>	155.4	5
<b>12'19.315</b>	43 <b>Jack MILLER</b>	AUS	DUCATI	<b>1'44.523</b>	156.4	6
<b>36'12.481</b>	63 <b>Francesco BAGNAIA</b>	ITA	DUCATI	<b>1'44.308</b>	156.7	12
<b>37'13.457</b>	12 <b>Maverick VIÑALES</b>	SPA	APRILIA	<b>1'44.128</b>	157.0	14
<b>37'37.592</b>	44 <b>PoI ESPARGARO</b>	SPA	HONDA	<b>1'43.915</b>	157.3	11
<b>39'01.511</b>	43 <b>Jack MILLER</b>	AUS	DUCATI	<b>1'43.069</b>	158.6	10
<b>42'53.206</b>	36 <b>Joan MIR</b>	SPA	SUZUKI	<b>1'43.051</b>	158.6	15
<b>42'54.220</b>	44 <b>PoI ESPARGARO</b>	SPA	HONDA	<b>1'42.891</b>	158.9	14
<b>44'17.836</b>	43 <b>Jack MILLER</b>	AUS	DUCATI	<b>1'42.589</b>	159.3	13

These data/results cannot be reproduced, stored and/or transmitted in whole or in part by any manner of electronic, mechanical, photocopying, recording, broadcasting or otherwise now known or herein after developed without the previous express consent by the copyright owner, except for reproduction in daily press and regular printed publications on sale to the public within 60 days of the event related to those data/results and always provided that copyright symbol appears together as follows below.

© DORNA, 2022

