


3671 m.

LIQUI MOLY MOTORRAD GRAND PRIX DEUTSCHLAND

Free Practice Nr. 1

Classification

3

	Rider	Nation	Team	Motorcycle	Time	Lap Total	Gap	Top Speed
1	43 Jack MILLER	AUS	Ducati Lenovo Team	DUCATI	1'21.479	11 22		300.0
2	63 Francesco BAGNAIA	ITA	Ducati Lenovo Team	DUCATI	1'21.494	16 22	0.015 0.015	299.1
3	20 Fabio QUARTARARO	FRA	Monster Energy Yamaha MotoGP	YAMAHA	1'21.557	11 25	0.078 0.063	295.0
4	5 Johann ZARCO	FRA	Prima Pramac Racing	DUCATI	1'21.655	6 23	0.176 0.098	300.0
5	30 Takaaki NAKAGAMI	JPN	LCR Honda IDEMITSU	HONDA	1'21.660	6 22	0.181 0.005	295.8
6	41 Aleix ESPARGARO	SPA	Aprilia Racing	APRILIA	1'21.665	6 22	0.186 0.005	299.1
7	10 Luca MARINI	ITA	Mooney VR46 Racing Team	DUCATI	1'21.671	19 21	0.192 0.006	295.0
8	4 Andrea DOVIZIOSO	ITA	WithU Yamaha RNF MotoGP Tea	YAMAHA	1'21.730	16 18	0.251 0.059	297.5
9	89 Jorge MARTIN	SPA	Prima Pramac Racing	DUCATI	1'21.735	12 23	0.256 0.005	298.3
10	73 Alex MARQUEZ	SPA	LCR Honda CASTROL	HONDA	1'21.772	22 24	0.293 0.037	298.3
11	12 Maverick VIÑALES	SPA	Aprilia Racing	APRILIA	1'21.813	9 23	0.334 0.041	300.0
12	44 Pol ESPARGARO	SPA	Repsol Honda Team	HONDA	1'21.822	12 15	0.343 0.009	296.7
13	36 Joan MIR	SPA	Team SUZUKI ECSTAR	SUZUKI	1'21.845	8 23	0.366 0.023	295.8
14	21 Franco MORBIDELLI	ITA	Monster Energy Yamaha MotoGP	YAMAHA	1'21.939	9 27	0.460 0.094	293.4
15	33 Brad BINDER	RSA	Red Bull KTM Factory Racing	KTM	1'21.944	6 23	0.465 0.005	300.8
16	23 Enea BASTIANINI	ITA	Gresini Racing MotoGP	DUCATI	1'22.057	11 23	0.578 0.113	302.5
17	49 Fabio DI GIANNANTONIO	ITA	Gresini Racing MotoGP	DUCATI	1'22.152	16 23	0.673 0.095	296.7
18	88 Miguel OLIVEIRA	POR	Red Bull KTM Factory Racing	KTM	1'22.237	7 24	0.758 0.085	295.0
19	42 Alex RINS	SPA	Team SUZUKI ECSTAR	SUZUKI	1'22.251	11 13	0.772 0.014	296.7
20	72 Marco BEZZECCHI	ITA	Mooney VR46 Racing Team	DUCATI	1'22.475	12 26	0.996 0.224	300.8
21	87 Remy GARDNER	AUS	Tech3 KTM Factory Racing	KTM	1'22.598	8 22	1.119 0.123	294.2
22	6 Stefan BRADL	GER	Repsol Honda Team	HONDA	1'22.654	7 23	1.175 0.056	297.5
23	25 Raul FERNANDEZ	SPA	Tech3 KTM Factory Racing	KTM	1'22.807	16 22	1.328 0.153	295.0
24	40 Darryn BINDER	RSA	WithU Yamaha RNF MotoGP Tea	YAMAHA	1'22.996	24 24	1.517 0.189	294.2

Practice condition: Dry

Air: 21°

Humidity: 45%

Ground: 32°

Fastest Lap:	Lap: 11	Jack MILLER	1'21.479	162.1 Km/h
Best Race Lap:	2019	Marc MARQUEZ	1'21.228	162.6 Km/h
All Time Lap Record:	2019	Marc MARQUEZ	1'20.195	164.7 Km/h

The results are provisional until the end of the limit for protest and appeals.

Time limit for protest expires 30' after publication of the results - Time:

These data/results cannot be reproduced, stored and/or transmitted in whole or in part by any manner of electronic, mechanical, photocopying, recording, broadcasting or otherwise now known or herein after developed without the previous express consent by the copyright owner, except for reproduction in daily press and regular printed publications on sale to the public within 60 days of the event related to those data/results and always provided that copyright symbol appears together as follows below.

© DORNA, 2022

Official MotoGP Timing by TISSOT
www.motogp.com

Sachsenring, Friday, June 17, 2022





3671 m.

LIQUI MOLY MOTORRAD GRAND PRIX DEUTSCHLAND

Free Practice Nr. 1

Top Speed & Average

4



Rider	Nation	Motorcycle	Top 5 speeds					Average	Top
23 Enea BASTIANINI	ITA	DUCATI	302.5	301.6	301.6	301.6	300.8	301.4	302.5
33 Brad BINDER	RSA	KTM	300.8	297.5	295.0	295.0	295.0	296.7	300.8
72 Marco BEZZECCHI	ITA	DUCATI	300.8	300.8	300.0	300.0	300.0	300.3	300.8
5 Johann ZARCO	FRA	DUCATI	300.0	300.0	300.0	300.0	300.0	300.0	300.0
12 Maverick VIÑALES	SPA	APRILIA	300.0	299.1	298.3	297.5	297.5	298.3	300.0
43 Jack MILLER	AUS	DUCATI	300.0	300.0	299.1	299.1	299.1	299.5	300.0
41 Aleix ESPARGARO	SPA	APRILIA	299.1	298.3	297.5	297.5	297.5	298.0	299.1
63 Francesco BAGNAIA	ITA	DUCATI	299.1	299.1	299.1	299.1	299.1	299.1	299.1
73 Alex MARQUEZ	SPA	HONDA	298.3	298.3	297.5	297.5	297.5	297.7	298.3
89 Jorge MARTIN	SPA	DUCATI	298.3	296.7	295.8	295.8	295.8	296.1	298.3
4 Andrea DOVIZIOSO	ITA	YAMAHA	297.5	293.4	293.4	293.4	292.6	294.1	297.5
6 Stefan BRADL	GER	HONDA	297.5	297.5	296.7	296.7	296.7	297.0	297.5
42 Alex RINS	SPA	SUZUKI	296.7	295.8	295.0	294.2	293.4	295.0	296.7
44 Pol ESPARGARO	SPA	HONDA	296.7	295.8	295.0	295.0	295.0	295.4	296.7
49 Fabio DI GIANNANTONIO	ITA	DUCATI	296.7	295.8	294.2	294.2	294.2	295.0	296.7
30 Takaaki NAKAGAMI	JPN	HONDA	295.8	295.0	293.4	293.4	293.4	294.2	295.8
36 Joan MIR	SPA	SUZUKI	295.8	295.0	294.2	294.2	294.2	294.7	295.8
10 Luca MARINI	ITA	DUCATI	295.0	295.0	294.2	294.2	294.2	294.4	295.0
20 Fabio QUARTARARO	FRA	YAMAHA	295.0	295.0	294.2	293.4	293.4	294.0	295.0
25 Raul FERNANDEZ	SPA	KTM	295.0	294.2	294.2	293.4	293.4	293.9	295.0
88 Miguel OLIVEIRA	POR	KTM	295.0	295.0	295.0	294.2	294.2	294.6	295.0
40 Darryn BINDER	RSA	YAMAHA	294.2	294.2	294.2	293.4	293.4	293.9	294.2
87 Remy GARDNER	AUS	KTM	294.2	292.6	291.8	291.1	291.1	292.2	294.2
21 Franco MORBIDELLI	ITA	YAMAHA	293.4	293.4	293.4	292.6	292.6	293.1	293.4

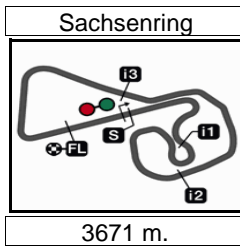
These data/results cannot be reproduced, stored and/or transmitted in whole or in part by any manner of electronic, mechanical, photocopying, recording, broadcasting or otherwise now known or herein after developed without the previous express consent by the copyright owner, except for reproduction in daily press and regular printed publications on sale to the public within 60 days of the event related to those data/results and always provided that copyright symbol appears together as follows below.

© DORNA, 2022

Official MotoGP Timing by TISSOT
www.motogp.com



Sachsenring, Friday, June 17, 2022



Results and timing service provided by TISSOT

MotoGP™

LIQUI MOLY MOTORRAD GRAND PRIX DEUTSCHLAND

Free Practice Nr. 1

Chronological Analysis of Performances

5

* Lap / Sector time cancelled **T1** Time from finish line to 1st intermediate **T3** Time from 2nd intermed. to 3rd intermed.
P Crossing the finish line in pit lane **T2** Time from 1st intermed. to 2nd intermed. **T4** Time from 3rd intermediate to finish line
 **Tyre data subject to further updates

Lap	Lap Time	T1	T2	T3	T4	Speed	Lap	Lap Time	T1	T2	T3	T4	Speed	
1st 43 Jack MILLER DUCATI AUS Ducati Lenovo Team							9	1'22.360	18.290	23.752	19.275	21.043	297.5	
Runs=1 Total laps=22 Full laps=18							10	1'21.595	18.084	23.637	19.083	20.791	297.5	
Run # 1 Front Tyre Slick-Medium Rear Tyre Slick-Medium							11	1'24.068 *	18.887 *	24.390	19.631	21.160	294.2	
New Tyre New Tyre							12	1'24.365 *	19.105 *	24.507	19.407	21.346	295.0	
1	1'57.879	20.009	25.335	20.798	22.013		13	1'21.929	18.165	23.754	19.097	20.913	299.1	
2	1'24.729	18.647	24.275	20.218	21.589	289.5	14	1'21.973	18.075	23.816	19.105	20.977	299.1	
3	1'24.015	18.730	24.422	19.532	21.331	291.1	15	1'21.602	18.019	23.610	19.088	20.885	297.5	
4	1'23.534	18.463	24.066	19.556	21.449	295.0	16	1'21.494	18.058	23.574	19.011	20.851	298.3	
5	1'25.208	18.344	25.685	19.782	21.397	296.7	17	1'28.695 P	20.397	25.152	20.007	23.139	298.3	
6	1'22.032	18.153	23.537	19.272	21.070	299.1	Run # 3 Front Tyre Slick-Medium Rear Tyre Slick-Medium							
7	1'29.662	18.031	27.008	22.722	21.901	300.0	10 Laps at start 17 Laps at start							
8	1'21.889	18.020	23.647	19.342	20.880	299.1	18	6'36.866	21.020	24.700	19.943	21.456		
9	1'21.847	17.960	23.659	19.258	20.970	300.0	19	1'22.861	18.354	23.806	19.477	21.224	298.3	
10	1'27.554	20.286	26.243	19.880	21.145	295.0	20	1'22.306	18.198	23.735	19.207	21.166	299.1	
11	1'21.479	17.939	23.488	19.136	20.916	299.1	21	1'23.036	18.667	23.992	19.315	21.062	295.0	
12	1'24.923	18.774	25.164	19.830	21.155	297.5	22	1'22.566	18.125	23.690	19.386	21.365	299.1	
13	1'27.736 P	18.022	25.939	20.510	23.265	297.5	3rd 20 Fabio QUARTARARO YAMAHA FRA Monster Energy Yamaha MotoGP							
Run # 2 Front Tyre Slick-Medium Rear Tyre Slick-Medium							Runs=1 Total laps=25 Full laps=20							
13 Laps at start 13 Laps at start							Run # 1 Front Tyre Slick-Medium Rear Tyre Slick-Medium	New Tyre New Tyre						
14	15'36.433	20.858	24.501	19.867	21.750		1	2'36.870	20.649	25.941	20.696	24.253		
15	1'23.060	18.282	23.908	19.653	21.217	296.7	2	1'23.654	18.844	23.995	19.433	21.382	285.7	
16	1'22.566	18.093	23.828	19.507	21.138	297.5	3	1'22.572	18.425	23.749	19.294	21.104	292.6	
17	1'23.865 *	18.384 *	24.425	19.733	21.323	297.5	4	1'28.558	18.244	23.564	21.909	24.841	295.0	
18	1'22.251	17.996	23.793	19.355	21.107	297.5	5	1'22.234	18.233	23.690	19.189	21.122	295.0	
19	1'25.438	20.710	24.192	19.345	21.191	295.0	6	1'21.929 *	18.195	23.555	19.148 *	21.031	291.8	
20	1'22.270	18.080	23.743	19.265	21.182	298.3	7	1'21.857	18.060	23.624	18.985	21.188	294.2	
21	1'22.410	18.120	23.758	19.334	21.198	295.0	8	1'21.677	18.092	23.579	18.997	21.009	291.8	
22	1'26.624	19.962	26.124	19.486	21.052	294.2	9	1'21.816	18.209	23.631	19.018	20.958	291.8	
2nd 63 Francesco BAGNAIA DUCATI ITA Ducati Lenovo Team							10	1'21.663	18.048	23.644	19.015	20.956	292.6	
Runs=2 Total laps=22 Full laps=15							11	1'21.557	18.058	23.530	19.022	20.947	292.6	
Run # 1 Front Tyre Slick-Soft Rear Tyre Slick-Medium							12	1'21.643	18.114	23.552	19.010	20.967	290.3	
New Tyre New Tyre							13	1'32.443 P	20.628	26.405	20.982	24.428	291.8	
1	2'14.299	21.260	26.041	20.730	22.186		Run # 2 Front Tyre Slick-Medium Rear Tyre Slick-Medium							
2	1'23.758	18.944	24.104	19.467	21.243	287.2	13 Laps at start 13 Laps at start							
3	1'23.038	18.426	23.957	19.400	21.255	297.5	14	10'33.922	22.910	25.552	22.484	21.617		
4	1'22.324	18.346	23.700	19.187	21.091	299.1	15	1'23.351	18.619	23.834	19.496	21.402	293.4	
5	1'21.989	18.291	23.653	19.201	20.844	297.5	16	1'22.141	18.161	23.744	19.135	21.101	293.4	
6	1'21.766	18.056	23.660	19.086	20.964	299.1	17	1'21.930	18.145	23.648	19.115	21.022	291.1	
7	1'26.404 P	18.203	24.448	19.852	23.901	299.1	18	1'21.988	18.136	23.624	19.109	21.119	291.1	
Run # 2 Front Tyre Slick-Medium Rear Tyre Slick-Medium							19	1'21.961	18.094	23.731	19.091	21.045	291.1	
New Tyre New Tyre 7 Laps at start							20	1'28.912 *	20.830 *	25.894	19.612	22.576	284.2	
8	10'41.715	25.210	25.179	19.926	21.485		21	1'22.344	18.168	23.707	19.167	21.302	293.4	

Fastest Lap: Jack MILLER Ducati Lenovo Team AUS 1'21.479 17.939 23.488 19.136 20.916

These data/results cannot be reproduced, stored and/or transmitted in whole or in part by any manner of electronic, mechanical, photocopying, recording, broadcasting or otherwise now known or herein after developed without the previous express consent by the copyright owner, except for reproduction in daily press and regular printed publications on sale to the public within 60 days of the event related to those data/results and always provided that copyright symbol appears together as follows below.
 © DORNA, 2022



Free Practice Nr. 1

MotoGP

Lap	Lap Time	T1	T2	T3	T4	Speed	Lap	Lap Time	T1	T2	T3	T4	Speed
22	1'22.097	18.146	23.736	19.064	21.151	292.6	12	1'22.440 *	18.632*	23.733	19.083	20.992	285.7
23	1'22.049	18.111	23.669	19.132	21.137	291.1	13	1'35.609 *	22.128*	32.357	19.832	21.292	250.0
24	1'22.169	18.108	23.688	19.186	21.187	291.1	14	1'28.841 *	22.697*	25.557	19.386	21.201	291.1
25	1'22.241	18.125	23.752	19.231	21.133	293.4	15	1'22.466	18.238	23.553	18.941	21.734	295.8
							16	1'25.160 P	18.326	23.551	18.994	24.289	292.6

4th **5** **Johann ZARCO** DUCATI FRA
Prima Pramac Racing
Runs=2 Total laps=23 Full laps=14

Run #	1	Front Tyre	Slick-Medium	Rear Tyre	Slick-Medium	Speed
			New Tyre			New Tyre
1	2'20.789	22.602	26.564	21.056	22.741	
2	1'23.763	18.844	24.209	19.437	21.273	293.4
3	1'22.081	18.314	23.754	18.991	21.022	300.0
4	1'21.791	18.131	23.619	19.024	21.017	300.0
5	1'21.719	18.174	23.600	19.032	20.913	300.0
6	1'21.655	18.053	23.645	19.050	20.907	300.0
7	1'36.289 P	19.450	31.859	20.753	24.227	299.1

Run #	2	Front Tyre	Slick-Medium	Rear Tyre	Slick-Medium	Speed
			7 Laps at start			7 Laps at start
8	8'03.466	22.485	25.022	20.126	21.875	
9	1'22.975	18.436	24.040	19.399	21.100	297.5
10	1'22.039	18.154	23.750	19.211	20.924	297.5
11	1'21.943	18.036	23.550	18.986	21.371	298.3
12	1'22.063 *	18.166	23.627	19.191*	21.079	297.5
13	1'23.606 *	18.519*	24.229	19.582	21.276	291.8
14	1'35.898 *	19.069*	35.657	19.886	21.286	299.1
15	1'22.895 *	18.212*	24.093	19.226	21.364	300.0
16	1'22.093	18.026	23.675	19.262	21.130	299.1
17	1'22.156	18.063	23.708	19.247	21.138	299.1
18	1'33.079 P	20.280	27.116	21.399	24.284	295.8

Run #	3	Front Tyre	Slick-Medium	Rear Tyre	Slick-Medium	Speed
			18 Laps at start			18 Laps at start
19	7'02.451	23.344	24.636	19.786	21.136	
20	1'22.497	18.273	23.792	19.314	21.118	298.3
21	1'23.853	18.185	25.013	19.390	21.265	298.3
22	1'22.085	18.137	23.690	19.224	21.034	297.5
23	1'22.988	18.319	23.967	19.451	21.251	296.7

5th **30** **Takaaki NAKAGAMI** HONDA JPN
LCR Honda IDEMITSU
Runs=2 Total laps=22 Full laps=14

Run #	1	Front Tyre	Slick-Soft	Rear Tyre	Slick-Medium	Speed
			New Tyre			New Tyre
1	2'15.616	23.142	26.915	21.060	22.879	
2	1'27.099	19.889	25.185	20.223	21.802	274.1
3	1'24.190	19.101	24.344	19.278	21.467	287.2
4	1'22.635	18.664	23.838	19.086	21.047	287.2
5	1'22.139	18.380	23.735	19.059	20.965	291.8
6	1'21.660	18.332	23.493	18.933	20.902	291.8
7	1'29.042 P	18.559	25.535	20.555	24.393	291.8

Run #	2	Front Tyre	Slick-Soft	Rear Tyre	Slick-Medium	Speed
			7 Laps at start			7 Laps at start
8	9'26.137	23.252	25.584	20.577	21.904	
9	1'24.376	19.251	24.400	19.587	21.138	283.4
10	1'22.085	18.485	23.699	19.049	20.852	290.3
11	1'21.704	18.168	23.595	18.950	20.991	295.0

Run # 3 Front Tyre Slick-Soft Rear Tyre Slick-Medium
16 Laps at start 16 Laps at start

17	7'39.110	23.933	24.608	19.660	21.363	
18	1'23.045	18.741	23.885	19.247	21.172	288.0
19	1'22.081	18.309	23.654	19.090	21.028	291.8
20	1'23.177	18.307	23.595	19.937	21.338	293.4
21	1'21.953	18.231	23.602	19.114	21.006	293.4
22	1'21.951	18.213	23.574	19.095	21.069	293.4

6th **41** **Aleix ESPARGARO** APRILIA SPA
Aprilia Racing
Runs=2 Total laps=22 Full laps=13

Run #	1	Front Tyre	Slick-Medium	Rear Tyre	Slick-Medium	Speed
			New Tyre			New Tyre
1	2'27.158	20.939	25.232	20.353	22.076	
2	1'23.682	18.803	24.158	19.472	21.249	292.6
3	1'22.901	18.462	23.947	19.390	21.102	293.4
4	1'22.072	18.134	23.777	19.199	20.962	296.7
5	1'21.699	18.099	23.693	19.047	20.860	297.5
6	1'21.665	18.122	23.565	19.033	20.945	295.8
7	1'24.288 P	18.101	23.689	19.000	23.498	295.8

Run #	2	Front Tyre	Slick-Medium	Rear Tyre	Slick-Medium	Speed
			New Tyre			7 Laps at start
8	9'33.510	20.558	26.563	20.275	22.015	
9	1'22.400	18.362	23.805	19.295	20.938	293.4
10	1'21.735	18.109	23.700	19.112	20.814	295.0
11	1'21.879 *	18.090	23.680	19.180*	20.929	299.1
12	1'23.146 *	18.709*	24.008	19.456	20.973	298.3
13	1'24.433 *	19.237*	25.057	19.220	20.919	291.1
14	1'30.322 *	25.050*	24.401	19.348	21.523	295.8
15	1'21.906	18.185	23.602	19.048	21.071	297.5
16	1'22.405	18.154	23.660	19.204	21.387	296.7
17	1'40.475 P	29.462	26.551	20.312	24.150	297.5

Run # 3 Front Tyre Slick-Medium Rear Tyre Slick-Medium
10 Laps at start 17 Laps at start

18	7'00.374	19.793	24.453	19.611	21.311	
19	1'22.638	18.338	23.920	19.224	21.156	294.2
20	1'22.466	18.207	23.914	19.222	21.123	296.7
21	1'22.477	18.228	23.866	19.233	21.150	295.8
22	1'22.509	18.292	23.909	19.178	21.130	296.7

7th **10** **Luca MARINI** DUCATI ITA
Mooney VR46 Racing Team
Runs=2 Total laps=21 Full laps=16

Run #	1	Front Tyre	Slick-Soft	Rear Tyre	Slick-Medium	Speed
			New Tyre			New Tyre
1	2'37.080	19.815	25.567	20.814	24.227	
2	1'23.923	18.949	24.133	19.471	21.370	279.0
3	1'22.878	18.563	23.918	19.230	21.167	291.8
4	1'22.433	18.506	23.633	19.153	21.141	289.5
5	1'22.085	18.437	23.478	19.197	20.973	292.6

Fastest Lap: Jack MILLER Ducati Lenovo Team AUS 1'21.479 17.939 23.488 19.136 20.916

These data/results cannot be reproduced, stored and/or transmitted in whole or in part by any manner of electronic, mechanical, photocopying, recording, broadcasting or otherwise now known or herein after developed without the previous express consent by the copyright owner, except for reproduction in daily press and regular printed publications on sale to the public within 60 days of the event related to those data/results and always provided that copyright symbol appears together as follows below.
© DORNA, 2022



Free Practice Nr. 1

MotoGP

Lap	Lap Time	T1	T2	T3	T4	Speed	Lap	Lap Time	T1	T2	T3	T4	Speed
6	1'21.856	18.277	23.526	19.090	20.963	294.2	2	1'25.440	19.104	24.634	20.087	21.615	275.5
7	1'28.403 P	19.507	25.465	20.377	23.054	294.2	3	1'25.171	19.777	24.447	19.487	21.460	269.3
Run # 2	Front Tyre	Slick-Soft	Rear Tyre	Slick-Medium			Run # 4	Front Tyre	Slick-Medium	Rear Tyre	Slick-Medium		
	7 Laps at start			7 Laps at start				7 Laps at start			7 Laps at start		
8	8'09.202	19.781	24.658	19.881	21.464		4	1'22.290	18.204	23.828	19.274	20.984	292.6
9	1'23.889	18.538	24.703	19.464	21.184	291.8	5	1'22.241	18.331	23.923	19.102	20.885	276.2
10	1'22.616	18.297	23.818	19.321	21.180	293.4	6	1'22.004	18.167	23.586	19.279	20.972	294.2
11	1'22.026	18.205	23.658	19.103	21.060	293.4	7	1'31.125 P	22.318	26.149	19.445	23.213	283.4
12	1'22.427	18.127	23.817	19.367	21.116	294.2	Run # 2	Front Tyre	Slick-Medium	Rear Tyre	Slick-Medium		
13	1'21.933	18.134	23.579	19.162	21.058	294.2		7 Laps at start			7 Laps at start		
14	1'31.108 P	21.292*	26.904	19.965	22.947	294.2	8	6'24.905	20.612	25.183	19.645	21.243	
Run # 3	Front Tyre	Slick-Medium	Rear Tyre	Slick-Medium			9	1'22.590	18.470	23.836	19.330	20.954	294.2
	New Tyre			14 Laps at start			10	1'21.988	18.201	23.643	19.200	20.944	294.2
15	10'05.837	22.601	24.891	20.537	21.897		11	1'21.918	18.198	23.641	19.144	20.935	295.8
16	1'24.019	18.837	24.129	19.788	21.265	291.8	12	1'21.735	18.071	23.605	19.099	20.960	295.8
17	1'22.441	18.174	23.809	19.340	21.118	292.6	13	1'29.800	20.390	28.882	19.368	21.160	295.8
18	1'21.989	18.146	23.668	19.135	21.040	294.2	14	1'22.604 *	18.363*	23.716	19.585	20.940	295.8
19	1'21.671	18.039	23.533	19.088	21.011	295.0	15	1'23.564 *	18.438*	24.062	19.469	21.595	291.8
20	1'21.747	18.070	23.555	19.076	21.046	295.0	16	1'22.055	18.214	23.581	19.127	21.133	298.3
21	1'22.215	18.167	23.583	19.333	21.132	294.2	17	1'28.760 P	21.072	24.480	19.669	23.539	281.9
Run # 3	Front Tyre	Slick-Medium	Rear Tyre	Slick-Medium			Run # 3	Front Tyre	Slick-Medium	Rear Tyre	Slick-Medium		
	17 Laps at start			17 Laps at start				17 Laps at start			17 Laps at start		

8th 4 **Andrea DOVIZIOSO** YAMAHA ITA
WithU Yamaha RNF MotoGP Team
Runs=2 Total laps=19 Full laps=14

Run #	1	Front Tyre	Slick-Medium	Rear Tyre	Slick-Medium	New Tyre
1	1'58.821	21.051	25.055	20.481	22.009	
2	1'24.564	18.780	24.157	19.910	21.717	286.4
3	1'23.991	18.783	23.989	19.709	21.510	281.9
4	1'23.141	18.517	23.684	19.557	21.383	286.4
5	1'22.527	18.435	23.638	19.285	21.169	286.4
6	1'24.741	18.318	23.716	19.159	23.548	287.2
7	1'47.195 P	36.047	27.479	19.701	23.968	297.5
Run # 2	Front Tyre	Slick-Medium	Rear Tyre	Slick-Medium		
	7 Laps at start			7 Laps at start		
8	8'30.272	20.654	25.073	20.421	21.444	
9	1'23.318	18.531	23.886	19.585	21.316	288.7
10	1'22.750	18.334	23.812	19.354	21.250	291.8
11	1'22.839	18.403	23.887	19.387	21.162	291.1
unfinished						293.4
Run # 3	Front Tyre	Slick-Medium	Rear Tyre	Slick-Medium		
	New Tyre			New Tyre		
12	1'29.208 *	22.591*	24.895	19.982	21.740	
13	1'24.004 *	19.171*	24.107	19.554	21.172	279.7
14	1'22.597	18.513	23.704	19.392	20.988	285.7
15	1'21.946	18.237	23.509	19.205	20.995	292.6
16	1'21.730	18.165	23.485	19.094	20.986	293.4
17	1'21.992	18.172	23.560	19.185	21.075	291.1
18	1'22.003	18.191	23.472	19.233	21.107	293.4

9th 89 **Jorge MARTIN** DUCATI SPA
Prima Pramac Racing
Runs=2 Total laps=23 Full laps=16

Run #	1	Front Tyre	Slick-Medium	Rear Tyre	Slick-Medium	New Tyre
1	2'12.034	20.644	25.680	20.569	22.782	

10th 73 **Alex MARQUEZ** HONDA SPA
LCR Honda CASTROL
Runs=2 Total laps=24 Full laps=17

Run #	1	Front Tyre	Slick-Medium	Rear Tyre	Slick-Medium	New Tyre
1	1'38.121	20.084	25.826	20.910	22.442	
2	1'25.175	19.117	24.528	20.002	21.528	290.3
3	1'23.784	18.813	24.132	19.627	21.212	295.8
4	1'22.986	18.503	23.931	19.392	21.160	295.0
5	1'22.578	18.331	23.783	19.392	21.072	297.5
6	1'22.625	18.147	23.797	19.282	21.399	297.5
7	1'22.156	18.277	23.634	19.193	21.052	297.5
8	1'22.715	18.137	23.633	19.253	21.692	297.5
9	1'22.228	18.292	23.757	19.143	21.036	297.5
10	1'26.135 P	18.838	24.864	19.644	22.789	294.2
Run # 2	Front Tyre	Slick-Medium	Rear Tyre	Slick-Medium		
	10 Laps at start			10 Laps at start		
11	7'07.221	22.799	25.172	20.012	21.656	
12	1'22.562	18.421	23.704	19.232	21.205	294.2
13	1'22.127	18.168	23.702	19.187	21.070	297.5
14	1'23.472 *	18.532*	23.988	19.512	21.440	295.8
15	1'24.226 *	18.942*	24.250	19.611	21.423	292.6
16	1'22.139	18.190	23.623	19.265	21.061	298.3
17	1'22.237	18.312	23.676	19.152	21.097	298.3
18	1'22.350	18.281	23.707	19.251	21.111	296.7
19	1'27.487 P	20.084	24.610	19.698	23.095	294.2

Fastest Lap: Jack MILLER Ducati Lenovo Team AUS 1'21.479 17.939 23.488 19.136 20.916

These data/results cannot be reproduced, stored and/or transmitted in whole or in part by any manner of electronic, mechanical, photocopying, recording, broadcasting or otherwise now known or herein after developed without the previous express consent by the copyright owner, except for reproduction in daily press and regular printed publications on sale to the public within 60 days of the event related to those data/results and always provided that copyright symbol appears together as follows below.
© DORNA, 2022



Free Practice Nr. 1

MotoGP

Lap	Lap Time	T1	T2	T3	T4	Speed	Lap	Lap Time	T1	T2	T3	T4	Speed
Run # 3	Front Tyre	Slick-Medium		Rear Tyre	Slick-Medium		Run # 2	Front Tyre	Slick-Medium		Rear Tyre	Slick-Medium	
		New Tyre			New Tyre				New Tyre		9 Laps at start		
20	7'29.822	19.446	24.865	20.082	21.416		10	7'22.887	20.941	24.472	19.743	21.466	
21	1'24.485	18.478	23.939	19.292	22.776	295.8	11	1'22.508	18.363	23.816	19.276	21.053	291.1
22	1'21.772	18.315	23.563	19.025	20.869	295.8	12	1'21.822	18.047	23.677	19.147	20.951	295.0
23	1'21.911	18.308	23.558	19.078	20.967	297.5	13	1'25.916	18.105	23.639	22.584	21.588	295.8
24	1'22.105	18.299	23.586	19.165	21.055	296.7		unfinished					296.7

11th 12 **Maverick VIÑALES** APRILIA SPA
Aprilia Racing
Runs=2 Total laps=23 Full laps=15

Run #	Front Tyre	Slick-Medium	Rear Tyre	Slick-Medium	Speed
		New Tyre		New Tyre	
1	2'34.216	20.273	25.402	20.819	21.833
2	1'24.306	18.964	24.233	19.848	21.261 277.6
3	1'23.001	18.609	23.821	19.410	21.161 292.6
4	1'22.279	18.301	23.578	19.287	21.113 293.4
5	1'22.006	18.130	23.490	19.246	21.140 295.8
6	1'21.849	18.107	23.509	19.170	21.063 296.7
7	1'24.365	19.586	24.258	19.365	21.156 295.0
8	1'22.001	18.163	23.659	19.148	21.031 296.7
9	1'21.813	18.132	23.533	19.137	21.011 295.8
10	1'24.798 P	18.050	23.651	19.177	23.920 295.8

Run #	Front Tyre	Slick-Medium	Rear Tyre	Slick-Medium	Speed
		10 Laps at start		10 Laps at start	
11	8'08.265	22.615	24.651	19.761	21.226
12	1'22.351 *	18.137	23.714	19.383*	21.117 296.7
13	1'22.485	18.237	23.693	19.320	21.235 300.0
14	1'22.481 *	18.412*	23.812	19.172	21.085 296.7
15	1'23.804 *	18.904*	24.332	19.422	21.146 295.8
16	1'22.441	18.236	23.710	19.286	21.209 295.8
17	1'24.529 P	18.087	23.806	19.338	23.298 297.5

Run #	Front Tyre	Slick-Medium	Rear Tyre	Slick-Medium	Speed
		17 Laps at start		17 Laps at start	
18	7'19.088	21.929	24.702	19.804	21.513
19	1'22.801	18.335	23.911	19.401	21.154 297.5
20	1'22.392	18.176	23.777	19.291	21.148 298.3
21	1'22.709	18.095	23.954	19.310	21.350 299.1
22	1'25.132	18.278	23.916	19.410	23.528 297.5
23	1'24.337	18.480	24.482	19.759	21.616 296.7

12th 44 **Poi ESPARGARO** HONDA SPA
Repsol Honda Team
Runs=2 Total laps=16 Full laps=12

Run #	Front Tyre	Slick-Soft	Rear Tyre	Slick-Medium	Speed
		New Tyre		New Tyre	
1	1'58.388	20.425	25.191	20.779	21.922
2	1'24.656	18.759	24.068	19.987	21.842 284.2
3	1'23.996	18.629	24.197	19.768	21.402 292.6
4	1'23.129	18.398	23.917	19.529	21.285 286.4
5	1'26.542	18.164	23.482	23.185	21.711 294.2
6	1'22.196	18.291	23.626	19.282	20.997 291.1
7	1'28.919	18.198	26.242	22.502	21.977 295.0
8	1'22.082	18.251	23.652	19.139	21.040 295.0
9	1'28.982 P	18.342	27.082	20.142	23.416 295.0

Run # 3 Front Tyre Slick-Soft Rear Tyre Slick-Hard
9 Laps at start New Tyre

14	1'27.481 *	20.191*	25.334	20.177	21.779
15	1'25.412	19.972	24.411	19.605	21.424 294.2

13th 36 **Joan MIR** SUZUKI SPA
Team SUZUKI ECSTAR
Runs=2 Total laps=23 Full laps=15

Run #	Front Tyre	Slick-Medium	Rear Tyre	Slick-Medium	Speed
		New Tyre		New Tyre	
1	1'35.094	21.189	26.178	21.285	22.315
2	1'24.867	18.941	24.468	19.897	21.561 286.4
3	1'23.226	18.393	24.005	19.472	21.356 291.8
4	1'22.483	18.253	23.697	19.373	21.160 294.2
5	1'22.000	18.099	23.530	19.241	21.130 292.6
6	1'23.973	19.237	24.080	19.412	21.244 290.3
7	1'22.086	18.107	23.646	19.253	21.080 292.6
8	1'21.845	18.035	23.581	19.218	21.011 294.2
9	1'24.434	19.001	24.726	19.489	21.218 295.0
10	1'31.442 P	21.376	26.593	19.928	23.545 291.8

Run #	Front Tyre	Slick-Medium	Rear Tyre	Slick-Medium	Speed
		10 Laps at start		10 Laps at start	
11	10'07.796 *	21.401	25.907	19.911*	21.286
12	1'22.684 *	18.468*	23.777	19.316	21.123 293.4
13	1'22.309 *	18.324*	23.711	19.223	21.051 295.8
14	1'21.967	18.197	23.591	19.139	21.040 294.2
15	1'24.385	18.359	24.849	20.013	21.164 292.6
16	1'29.388 P	21.155	24.658	19.828	23.747 293.4

Run #	Front Tyre	Slick-Medium	Rear Tyre	Slick-Medium	Speed
		16 Laps at start		16 Laps at start	
17	5'40.372	20.126	24.324	19.504	21.212
18	1'22.573 *	18.275*	23.811	19.302	21.185 292.6
19	1'22.376	18.317	23.669	19.275	21.115 293.4
20	1'22.074	18.148	23.630	19.214	21.082 293.4
21	1'35.533	29.514	25.217	19.488	21.314 288.7
22	1'22.327	18.171	23.748	19.260	21.148 291.8
23	1'26.051	18.773	25.702	19.807	21.769 293.4

14th 21 **Franco MORBIDELLI** YAMAHA ITA
Monster Energy Yamaha MotoGP
Runs=1 Total laps=27 Full laps=22

Run #	Front Tyre	Slick-Medium	Rear Tyre	Slick-Medium	Speed
		New Tyre		New Tyre	
1	1'43.368	21.779	26.895	21.893	23.179
2	1'24.350	18.948	24.355	19.647	21.400 288.0
3	1'22.965	18.496	23.994	19.325	21.150 291.8
4	1'22.767	18.388	23.850	19.266	21.263 291.1
5	1'22.144	18.308	23.599	19.146	21.091 293.4
6	1'22.675	18.309	23.907	19.240	21.219 293.4

Fastest Lap: Jack MILLER Ducati Lenovo Team AUS **1'21.479** 17.939 23.488 19.136 20.916

These data/results cannot be reproduced, stored and/or transmitted in whole or in part by any manner of electronic, mechanical, photocopying, recording, broadcasting or otherwise now known or herein after developed without the previous express consent by the copyright owner, except for reproduction in daily press and regular printed publications on sale to the public within 60 days of the event related to those data/results and always provided that copyright symbol appears together as follows below.
© DORNA, 2022

Official MotoGP Timing by TISSOT
www.motogp.com

Sachsenring, Friday, June 17, 2022

Page 4 of 8



Free Practice Nr. 1

MotoGP

Lap	Lap Time	T1	T2	T3	T4	Speed	Lap	Lap Time	T1	T2	T3	T4	Speed							
7	1'22.529	18.221	23.663	19.238	21.407	291.1	16th 23	Enea BASTIANINI Gresini Racing MotoGP	Runs=1	Total laps=23	Full laps=20	DUCATI	ITA							
8	1'22.362	18.226	23.784	19.232	21.120	290.3														
9	1'21.939	18.177	23.679	19.103	20.980	292.6														
10	1'31.677 P	18.847	27.600	21.902	23.328	291.8														
Run #	2	Front Tyre	Slick-Medium	Rear Tyre	Slick-Medium									Run #	1	Front Tyre	Slick-Medium	Rear Tyre	Slick-Medium	
10 Laps at start						10 Laps at start														
11	9'04.119	20.957	24.614	19.664	21.358									1	2'11.411	21.514	26.732	21.305	22.704	
12	1'22.575	18.414	23.878	19.229	21.054	290.3								2	1'25.812	18.981	24.926	20.226	21.679	297.5
13	1'22.240	18.178	23.740	19.261	21.061	293.4								3	1'24.177	18.787	24.335	19.775	21.280	295.8
14	1'22.997 *	18.504*	23.902	19.257	21.334	289.5								4	1'22.953	18.403	23.964	19.494	21.092	297.5
15	1'25.218 *	19.524*	24.648	19.544	21.502	290.3	5	1'22.456	18.316	23.810	19.261	21.069	300.8							
16	1'22.540	18.372	23.807	19.214	21.147	291.8	6	1'22.288	18.187	23.772	19.322	21.007	300.8							
17	1'22.977	18.366	23.846	19.340	21.425	291.8	7	1'22.385	18.213	23.786	19.246	21.140	298.3							
18	1'30.218	22.843	25.797	20.208	21.370	220.8	8	1'22.495	18.150	23.845	19.345	21.155	302.5							
19	1'22.705	18.381	23.866	19.263	21.195	290.3	9	1'27.769	21.202	24.854	19.818	21.895	300.8							
20	1'22.991	18.447	23.828	19.399	21.317	291.8	10	1'22.359	18.104	23.933	19.343	20.979	301.6							
21	1'30.130	18.508	29.524	20.666	21.432	290.3	11	1'22.057	18.107	23.754	19.190	21.006	301.6							
22	1'23.113	18.490	23.907	19.393	21.323	290.3	12	1'26.045 P	19.140	24.609	19.720	22.576	300.0							
23	1'30.938	18.412	23.992	26.429	22.105	291.1	Run #	2	Front Tyre	Slick-Medium	Rear Tyre	Slick-Medium								
24	1'32.114	18.374	23.927	27.239	22.574	290.3	12 Laps at start						12 Laps at start							
25	1'32.348	18.580	32.539	19.942	21.287	291.8	13	14'25.086	20.847	24.710	19.830	21.445								
26	1'23.178	18.466	23.913	19.562	21.237	292.6	14	1'22.806	18.255	23.943	19.488	21.120	298.3							
27	1'23.446	18.285	23.919	19.687	21.555	291.8	15	1'22.534	18.242	23.930	19.293	21.069	298.3							
15th 33 Brad BINDER KTM RSA							17th 49 Fabio DI GIANNANTON DUCATI ITA													
Red Bull KTM Factory Racing							Gresini Racing MotoGP													
Runs=2 Total laps=23 Full laps=16							Runs=2 Total laps=23 Full laps=18													
Run #	1	Front Tyre	Slick-Medium	Rear Tyre	Slick-Hard		Run #	1	Front Tyre	Slick-Soft	Rear Tyre	Slick-Medium								
New Tyre						New Tyre														
1	1'52.355	24.597	26.575	21.178	22.105		1	1'57.439	21.257	26.010	20.491	22.251								
2	1'24.670	18.829	24.438	19.674	21.729	291.1	2	1'25.751	19.368	24.324	20.132	21.927	274.1							
3	1'31.717	26.273	24.605	19.406	21.433	291.8	3	1'23.921	18.709	24.116	19.640	21.456	279.0							
4	1'26.403	21.486	24.147	19.603	21.167	300.8	4	1'23.239	18.566	23.738	19.517	21.418	281.2							
5	1'22.987	18.593	24.023	19.308	21.063	285.7	5	1'22.504	18.367	23.678	19.118	21.341	284.9							
6	1'21.944	18.222	23.519	19.238	20.965	291.8	6	1'22.306	18.389	23.731	19.054	21.132	294.2							
7	1'22.656	18.394	23.792	19.368	21.102	288.7	7	1'22.162	18.372	23.654	19.009	21.127	292.6							
8	1'22.685	18.271	23.509	19.225	21.680	295.0	8	1'22.405	18.325	23.731	19.142	21.207	291.1							
9	1'23.577	18.262	24.052	19.329	21.934	292.6	9	1'22.565	18.331	23.791	19.256	21.187	293.4							
10	1'22.581	18.393	23.671	19.229	21.288	293.4	10	1'27.917	21.395	25.461	19.648	21.413	285.7							
11	1'24.798 P	18.296	23.987	19.633	22.882	294.2	11	1'22.304	18.320	23.661	19.197	21.126	292.6							
Run #	2	Front Tyre	Slick-Medium	Rear Tyre	Slick-Hard		Run #	2	Front Tyre	Slick-Medium	Rear Tyre	Slick-Medium								
11 Laps at start						11 Laps at start														
12	8'01.819	28.337	25.470	20.113	21.807		12 Laps at start													
13	1'27.009 *	21.437*	24.456	19.658	21.458	281.9	13	13'14.933	21.796	25.076	20.119	21.693								
14	1'23.673 *	18.779*	24.111	19.525	21.258	286.4	14	1'22.955	18.543	23.866	19.313	21.233	292.6							
15	1'22.519	18.320	23.665	19.343	21.191	293.4	15	1'22.295	18.245	23.747	19.163	21.140	292.6							
16	1'22.379	18.269	23.682	19.285	21.143	297.5	16	1'22.152	18.191	23.645	19.194	21.122	294.2							
17	1'22.913	18.328	23.993	19.367	21.225	294.2	17	1'22.400	18.291	23.678	19.283	21.148	291.8							
18	1'30.767	24.751	24.965	19.725	21.326	292.6														
19	1'25.726 P	18.388	23.867	19.538	23.933	291.1														
Run #	3	Front Tyre	Slick-Medium	Rear Tyre	Slick-Hard															
19 Laps at start						19 Laps at start														
20	7'47.723	25.156	25.036	19.950	21.596															
21	1'24.214	19.016	24.083	19.693	21.422	291.8														
22	1'22.754	18.347	23.737	19.421	21.249	295.0														
23	1'23.018	18.428	23.854	19.404	21.332	295.0														

Fastest Lap: Jack MILLER Ducati Lenovo Team AUS 1'21.479 17.939 23.488 19.136 20.916

These data/results cannot be reproduced, stored and/or transmitted in whole or in part by any manner of electronic, mechanical, photocopying, recording, broadcasting or otherwise now known or herein after developed without the previous express consent by the copyright owner, except for reproduction in daily press and regular printed publications on sale to the public within 60 days of the event related to those data/results and always provided that copyright symbol appears together as follows below.
© DORNA, 2022



Free Practice Nr. 1

MotoGP

Lap	Lap Time	T1	T2	T3	T4	Speed
18	1'28.344	21.047	25.118	19.812	22.367	296.7
19	1'23.289	18.289	24.048	19.664	21.288	295.8
20	1'22.527	18.276	23.870	19.243	21.138	291.1
21	1'22.824	18.197	23.929	19.316	21.382	294.2
22	1'41.124 P	21.055	32.909	21.420	25.740	292.6
Run # 3	Front Tyre	Slick-Medium	Rear Tyre	Slick-Medium		
	10 Laps at start			22 Laps at start		
23	2'50.847	25.797	26.927	21.131	22.905	

18th 88 Miguel OLIVEIRA KTM POR
Red Bull KTM Factory Racing
Runs=2 Total laps=24 Full laps=17

Run #	Front Tyre	Slick-Medium	Rear Tyre	Slick-Medium	New Tyre	New Tyre
1	1'56.235	21.155	26.521	20.757	22.408	
2	1'25.240	19.111	24.794	19.878	21.457	278.3
3	1'24.106	19.143	24.376	19.471	21.116	285.7
4	1'23.053	18.681	24.088	19.255	21.029	288.0
5	1'22.592	18.583	23.898	19.231	20.880	289.5
6	1'22.368	18.422	23.818	19.157	20.971	290.3
7	1'22.237	18.386	23.767	19.141	20.943	292.6
8	1'22.346	18.367	23.833	19.160	20.986	294.2
9	1'28.611 P	20.757	25.270	19.754	22.830	279.7
Run # 2	Front Tyre	Slick-Medium	Rear Tyre	Slick-Medium		
	9 Laps at start			9 Laps at start		
10	7'42.319	20.813	24.891	19.898	21.750	
11	1'23.243	18.692	24.063	19.426	21.062	289.5
12	1'22.704	18.463	23.868	19.317	21.056	291.8
13	1'23.145 *	18.764*	24.013	19.283	21.085	291.8
14	1'22.678	18.528	23.914	19.213	21.023	293.4
15	1'22.506	18.453	23.844	19.181	21.028	292.6
16	1'23.733 *	18.541*	23.944	19.818	21.430	290.3
17	1'22.944	18.569	23.937	19.324	21.114	291.8
18	1'27.298 P	19.299	25.266	20.096	22.637	284.9
Run # 3	Front Tyre	Slick-Medium	Rear Tyre	Slick-Medium		
	18 Laps at start			18 Laps at start		
19	7'21.350	20.516	24.855	19.810	21.209	
20	1'22.842	18.569	24.078	19.279	20.916	294.2
21	1'22.531	18.405	23.853	19.200	21.073	294.2
22	1'22.464	18.349	23.849	19.215	21.051	295.0
23	1'22.637	18.433	23.869	19.284	21.051	295.0
24	1'22.467	18.395	23.893	19.138	21.041	295.0

19th 42 Alex RINS SUZUKI SPA
Team SUZUKI ECSTAR
Runs=1 Total laps=13 Full laps=8

Run #	Front Tyre	Slick-Medium	Rear Tyre	Slick-Medium	New Tyre	New Tyre
1	1'55.631	22.963	26.706	20.754	22.681	
2	1'26.401	19.447	24.971	20.491	21.492	286.4
3	1'24.334	19.167	24.300	19.445	21.422	276.9
4	1'22.998	18.517	23.884	19.313	21.284	291.8
5	1'22.616	18.475	23.777	19.226	21.138	287.2
6	1'22.731	18.336	23.996	19.146	21.253	293.4
7	1'33.702	19.891	29.157	20.721	23.933	283.4
8	1'29.877 P	18.440	26.903	20.604	23.930	295.8

Lap	Lap Time	T1	T2	T3	T4	Speed
Run # 2	Front Tyre	Slick-Medium	Rear Tyre	Slick-Medium		
		8 Laps at start			8 Laps at start	
9	9'25.679	22.151	25.286	19.797	21.628	
10	1'22.663	18.384	23.800	19.272	21.207	294.2
11	1'22.251	18.228	23.791	19.183	21.049	296.7
12	1'27.121 *	20.481*	25.255	19.709	21.676	295.0
13	1'25.032 *	19.758*	24.540	19.424	21.310	284.9

20th 72 Marco BEZZECCHI DUCATI ITA
Mooney VR46 Racing Team
Runs=2 Total laps=26 Full laps=17

Run #	Front Tyre	Slick-Soft	Rear Tyre	Slick-Medium	New Tyre	New Tyre
1	2'11.893	21.069	26.496	21.140	22.809	
2	1'25.509	19.084	24.673	20.033	21.719	289.5
3	1'24.256	18.812	24.551	19.616	21.277	294.2
4	1'23.149	18.481	24.003	19.385	21.280	296.7
5	1'23.272	18.314	24.333	19.508	21.117	299.1
6	1'22.508	18.325	23.860	19.313	21.010	299.1
7	1'22.764	18.387	24.028	19.281	21.068	300.0
8	1'22.842	18.395	24.082	19.271	21.094	300.0
9	1'28.987 P	20.474	25.572	19.979	22.962	300.8
Run # 2	Front Tyre	Slick-Soft	Rear Tyre	Slick-Medium		
	9 Laps at start			9 Laps at start		
10	5'26.704	23.371	25.229	19.998	21.895	
11	1'23.135	18.606	24.077	19.385	21.067	288.7
12	1'22.475	18.245	23.990	19.187	21.053	297.5
13	1'22.755	18.214	24.150	19.323	21.068	298.3
14	1'24.300 *	19.371	24.215	19.571*	21.143	300.8
15	1'23.033 *	18.542*	24.144	19.276	21.071	292.6
16	1'23.574 *	18.475*	24.655	19.290	21.154	295.0
17	1'30.346 *	22.697*	26.943	19.347	21.359	298.3
18	1'25.614 P	18.398	24.201	19.721	23.294	298.3
Run # 3	Front Tyre	Slick-Soft	Rear Tyre	Slick-Medium		
	9 Laps at start			18 Laps at start		
19	6'01.380	23.206	25.147	20.167	31.410	
20	1'29.554	22.406	24.600	20.430	22.118	296.7
21	1'24.744	18.725	24.035	20.627	21.357	296.7
22	1'22.784	18.409	23.959	19.355	21.061	295.8
23	1'22.997	18.599	23.975	19.280	21.143	299.1
24	1'22.860	18.323	23.970	19.348	21.219	299.1
25	1'22.626	18.222	23.972	19.285	21.147	299.1
26	1'22.558	18.197	23.962	19.286	21.113	300.0

21st 87 Remy GARDNER KTM AUS
Tech3 KTM Factory Racing
Runs=2 Total laps=22 Full laps=15

Run #	Front Tyre	Slick-Medium	Rear Tyre	Slick-Medium	New Tyre	New Tyre
1	1'43.922	22.887	26.884	21.955	23.820	
2	1'26.033	19.291	24.798	20.226	21.718	280.5
3	1'24.289	18.731	24.248	19.825	21.485	288.0
4	1'23.778	18.676	24.004	19.705	21.393	290.3
5	1'35.881	18.585	26.896	24.243	26.157	290.3
6	1'22.773	18.575	23.694	19.386	21.118	282.7
7	1'27.437	18.385	24.254	19.947	24.851	291.1

Fastest Lap: Jack MILLER Ducati Lenovo Team AUS 1'21.479 17.939 23.488 19.136 20.916

These data/results cannot be reproduced, stored and/or transmitted in whole or in part by any manner of electronic, mechanical, photocopying, recording, broadcasting or otherwise now known or herein after developed without the previous express consent by the copyright owner, except for reproduction in daily press and regular printed publications on sale to the public within 60 days of the event related to those data/results and always provided that copyright symbol appears together as follows below.
© DORNA, 2022

Official MotoGP Timing by TISSOT
www.motogp.com

Sachsenring, Friday, June 17, 2022

Page 6 of 8



Free Practice Nr. 1

MotoGP

Lap	Lap Time	T1	T2	T3	T4	Speed	Lap	Lap Time	T1	T2	T3	T4	Speed
8	1'22.598	18.588	23.554	19.279	21.177	285.7	Run # 1	Front Tyre Slick-Medium	Rear Tyre Slick-Medium				
9	1'31.714	P 21.781	25.332	21.413	23.188	275.5		New Tyre	New Tyre				
Run # 2	Front Tyre Slick-Medium	Rear Tyre Slick-Medium					1	1'56.795	22.265	26.858	20.895	22.761	
	9 Laps at start	9 Laps at start					2	1'25.718	19.157	24.608	20.234	21.719	278.3
10	7'57.744	21.290	25.108	20.018	21.657		3	1'26.526	19.008	25.813	19.814	21.891	280.5
11	1'22.977	18.590	23.688	19.472	21.227	285.7	4	1'24.004	18.750	24.167	19.678	21.409	295.0
12	1'56.739	18.453	23.843	49.169	25.274	292.6	5	1'23.603	18.659	24.041	19.573	21.330	294.2
13	1'26.091	19.704	25.529	19.565	21.293	282.7	6	1'23.035	18.653	23.968	19.315	21.099	293.4
14	1'23.153	* 18.688*	23.818	19.481	21.166	291.1	7	1'23.807	18.585	24.518	19.416	21.288	288.7
15	1'29.488	* 18.983*	27.223	20.295	22.987	286.4	8	1'22.861	18.528	23.860	19.348	21.125	289.5
16	1'25.867	P 18.545	23.744	20.227	23.351	291.8	9	1'31.447	P 23.053	25.282	20.071	23.041	291.8
Run # 3	Front Tyre Slick-Medium	Rear Tyre Slick-Hard					Run # 2	Front Tyre Slick-Medium	Rear Tyre Slick-Medium				
	New Tyre	New Tyre						9 Laps at start	9 Laps at start				
17	8'42.936	24.472	25.310	20.684	27.040		10	8'16.990	24.556	24.977	19.779	21.497	
18	1'25.398	19.215	24.163	20.024	21.996	283.4	11	1'23.578	18.747	23.968	19.477	21.386	288.7
19	1'24.608	19.053	24.398	19.642	21.515	287.2	12	1'25.240	* 18.561	23.999	19.541*	23.139*	293.4
20	1'25.608	18.609	24.966	20.272	21.761	294.2	13	1'23.168	* 18.581*	24.062	19.384	21.141	290.3
21	1'23.553	18.664	23.917	19.637	21.335	289.5	14	1'25.205	* 19.513*	24.773	19.719	21.200	286.4
22	1'23.448	18.813	23.876	19.547	21.212	287.2	15	1'29.133	* 22.543*	25.302	19.494	21.794	291.8

22nd 6 Stefan BRADL HONDA GER
Repsol Honda Team

Run #	1	Front Tyre	Slick-Medium	Rear Tyre	Slick-Medium	Runs=2	Total laps=23	Full laps=14
		New Tyre	New Tyre					
1	1'56.410	22.508	26.885	20.724	22.781			
2	1'25.225	19.276	24.661	19.985	21.303	275.5		
3	1'24.224	19.193	24.358	19.528	21.145	280.5		
4	1'23.105	18.686	23.963	19.375	21.081	283.4		
5	1'22.667	18.504	23.856	19.293	21.014	290.3		
6	1'22.874	18.450	23.855	19.369	21.200	295.8		
7	1'22.654	18.434	23.873	19.285	21.062	295.0		
8	1'23.003	18.324	23.739	19.233	21.707	297.5		
9	1'28.164	P 20.088	25.274	19.859	22.943	290.3		
Run # 2	Front Tyre Slick-Medium	Rear Tyre Slick-Medium						
	9 Laps at start	9 Laps at start						
10	7'10.657	23.729	25.396	20.215	21.606			
11	1'23.244	18.549	24.006	19.518	21.171	295.8		
12	1'22.873	18.518	23.868	19.369	21.118	293.4		
13	1'22.547	* 18.233	23.819	19.408*	21.087	296.7		
14	1'26.507	* 19.528*	26.445	19.371	21.163	296.7		
15	1'22.912	* 18.509*	23.856	19.396	21.151	295.0		
16	1'24.873	* 19.416*	24.694	19.525	21.238	296.7		
17	1'25.811	P 18.518	23.875	19.819	23.599	297.5		
Run # 3	Front Tyre Slick-Medium	Rear Tyre Slick-Medium						
	17 Laps at start	17 Laps at start						
18	8'15.673	23.437	25.308	19.934	25.344			
19	1'23.404	18.564	24.031	19.517	21.292	292.6		
20	1'23.239	18.430	23.971	19.509	21.329	294.2		
21	1'25.584	18.982	25.221	19.677	21.704	296.7		
22	1'26.379	21.338	24.109	19.667	21.265	292.6		
23	1'23.278	18.474	23.941	19.558	21.305	295.8		

23rd 25 Raul FERNANDEZ KTM SPA
Tech3 KTM Factory Racing

Runs=2 Total laps=22 Full laps=13

Run #	1	Front Tyre	Slick-Medium	Rear Tyre	Slick-Hard	Runs=2	Total laps=24	Full laps=17
		New Tyre	New Tyre					
18	9'13.101	23.968	24.887	19.939	22.670			
19	1'23.949	18.874	24.094	19.478	21.503	291.1		
20	1'24.046	18.689	24.304	19.600	21.453	292.6		
21	1'23.616	18.543	24.205	19.600	21.268	294.2		
22	1'31.777	21.124	26.539	21.235	22.879	293.4		

24th 40 Darryn BINDER YAMAHA RSA
WithU Yamaha RNF MotoGP Team

Run #	1	Front Tyre	Slick-Soft	Rear Tyre	Slick-Medium	Runs=2	Total laps=24	Full laps=17
		New Tyre	New Tyre					
1	1'44.320	20.283	26.546	21.436	23.112			
2	1'26.776	19.541	24.933	20.399	21.903	276.9		
3	1'25.586	18.927	24.747	20.226	21.686	291.1		
4	1'25.457	18.903	24.604	20.197	21.753	293.4		
5	1'25.482	18.979	24.723	20.146	21.634	291.8		
6	1'25.307	18.996	24.777	20.006	21.528	290.3		
7	1'27.408	21.505	24.664	19.811	21.428	293.4		
8	1'24.044	18.650	24.473	19.772	21.149	294.2		
9	1'24.319	18.830	24.785	19.454	21.250	291.1		
10	1'28.282	P 19.691	24.536	19.962	24.093	288.7		
Run # 2	Front Tyre Slick-Soft	Rear Tyre Slick-Medium						
	10 Laps at start	10 Laps at start						
11	8'06.175	21.218	24.969	20.482	21.808			
12	1'26.123	18.927	24.397	20.026	22.773	290.3		
13	1'25.510	* 19.564*	24.767	19.810	21.369	290.3		
14	1'24.287	* 18.970*	24.376	19.780	21.161	292.6		
15	1'23.974	18.785	24.346	19.568	21.275	294.2		
16	1'28.342	18.859	24.219	20.084	25.180	292.6		
17	1'24.418	18.814	24.232	19.776	21.596	294.2		
18	1'23.647	18.803	23.990	19.449	21.405	283.4		
19	1'26.088	P 18.888	24.192	19.666	23.342	289.5		

Fastest Lap: Jack MILLER Ducati Lenovo Team AUS 1'21.479 17.939 23.488 19.136 20.916

These data/results cannot be reproduced, stored and/or transmitted in whole or in part by any manner of electronic, mechanical, photocopying, recording, broadcasting or otherwise now known or herein after developed without the previous express consent by the copyright owner, except for reproduction in daily press and regular printed publications on sale to the public within 60 days of the event related to those data/results and always provided that copyright symbol appears together as follows below.
© DORNA, 2022

Official MotoGP Timing by TISSOT
www.motogp.com

Sachsenring, Friday, June 17, 2022

Page 7 of 8



Free Practice Nr. 1

MotoGP

Lap	Lap Time	T1	T2	T3	T4	Speed	Lap	Lap Time	T1	T2	T3	T4	Speed
Run #	3	Front Tyre Slick-Soft			Rear Tyre Slick-Medium								
		19 Laps at start			19 Laps at start								
20	6'09.823	23.610	25.301	20.717	21.851								
21	1'25.708	19.556	24.728	19.850	21.574	291.8							
22	1'24.166	19.167	24.160	19.428	21.411	288.0							
23	1'23.441	18.709	23.846	19.314	21.572	284.9							
24	1'22.996	18.624	23.788	19.322	21.262	287.2							

Fastest Lap: Jack MILLER Ducati Lenovo Team AUS **1'21.479** 17.939 23.488 19.136 20.916


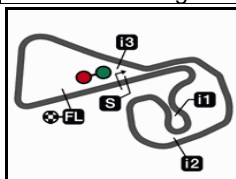
These data/results cannot be reproduced, stored and/or transmitted in whole or in part by any manner of electronic, mechanical, photocopying, recording, broadcasting or otherwise now known or herein after developed without the previous express consent by the copyright owner, except for reproduction in daily press and regular printed publications on sale to the public within 60 days of the event related to those data/results and always provided that copyright symbol appears together as follows below.
© DORNA, 2022

Official MotoGP Timing by **TISSOT**
www.motogp.com

Sachsenring, Friday, June 17, 2022



Sachsenring

Results and timing service provided by  TISSOT

3671 m.

LIQUI MOLY MOTORRAD GRAND PRIX DEUTSCHLAND

Free Practice Nr. 1

Best Partial Times

MotoGP™

IT Ideal Lap Time, sum of the best partial times*BT* Best Lap Time


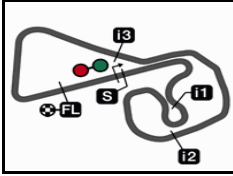
<i>T1</i>		<i>T2</i>		<i>T3</i>		<i>T4</i>				<i>IT</i>	<i>BT</i>	
Pos	Rider	Time	Rider	Time	Rider	Time	Rider	Time	Pos	Rider	<i>IT</i>	<i>BT</i>
1	J.MILLER	17.939	A.DOVIZIOSO	23.472	T.NAKAGAMI	18.933	F.BAGNAIA	20.791	1	F.BAGNAIA	1'21.395	1'21.494 (2)
2	F.BAGNAIA	18.019	L.MARINI	23.478	F.QUARTARARO	18.985	A.ESPARGARO	20.814	2	J.MILLER	1'21.443	1'21.479 (1)
3	J.ZARCO	18.026	P.ESPARGARO	23.482	J.ZARCO	18.986	T.NAKAGAMI	20.852	3	T.NAKAGAMI	1'21.446	1'21.660 (5)
4	J.MIR	18.035	J.MILLER	23.488	A.ESPARGARO	19.000	A.MARQUEZ	20.869	4	J.ZARCO	1'21.469	1'21.655 (4)
5	L.MARINI	18.039	M.VIÑALES	23.490	F.DI GIANNANTO	19.009	J.MILLER	20.880	4	A.ESPARGAR	1'21.469	1'21.665 (6)
6	P.ESPARGARO	18.047	T.NAKAGAMI	23.493	F.BAGNAIA	19.011	M.OLIVEIRA	20.880	6	F.QUARTARAR	1'21.510	1'21.557 (3)
7	F.QUARTARARO	18.048	B.BINDER	23.509	A.MARQUEZ	19.025	J.MARTIN	20.885	7	L.MARINI	1'21.556	1'21.671 (7)
8	M.VIÑALES	18.050	F.QUARTARARO	23.530	L.MARINI	19.076	J.ZARCO	20.907	8	A.MARQUEZ	1'21.589	1'21.772 (10)
9	J.MARTIN	18.071	J.MIR	23.530	A.DOVIZIOSO	19.094	F.QUARTARARO	20.947	9	P.ESPARGAR	1'21.619	1'21.822 (12)
10	E.BASTIANINI	18.076	J.ZARCO	23.550	J.MARTIN	19.099	P.ESPARGARO	20.951	10	J.MARTIN	1'21.636	1'21.735 (9)
11	A.ESPARGARO	18.090	R.GARDNER	23.554	F.MORBIDELLI	19.103	L.MARINI	20.963	11	M.VIÑALES	1'21.688	1'21.813 (11)
12	A.MARQUEZ	18.137	A.MARQUEZ	23.558	J.MILLER	19.136	E.BASTIANINI	20.964	12	J.MIR	1'21.715	1'21.845 (13)
13	A.DOVIZIOSO	18.165	A.ESPARGARO	23.565	M.VIÑALES	19.137	B.BINDER	20.965	13	A.DOVIZIOSO	1'21.717	1'21.730 (8)
14	T.NAKAGAMI	18.168	F.BAGNAIA	23.574	M.OLIVEIRA	19.138	F.MORBIDELLI	20.980	14	F.MORBIDELLI	1'21.859	1'21.939 (14)
15	F.MORBIDELLI	18.177	J.MARTIN	23.581	J.MIR	19.139	A.DOVIZIOSO	20.986	15	B.BINDER	1'21.921	1'21.944 (15)
16	F.DI GIANNANTO	18.191	F.MORBIDELLI	23.599	P.ESPARGARO	19.139	M.BEZZECCHI	21.010	16	F.DI GIANNAN	1'21.967	1'22.152 (17)
17	M.BEZZECCHI	18.197	F.DI GIANNANTO	23.645	A.RINS	19.146	M.VIÑALES	21.011	17	E.BASTIANINI	1'21.984	1'22.057 (16)
18	B.BINDER	18.222	S.BRADL	23.739	M.BEZZECCHI	19.187	J.MIR	21.011	18	M.OLIVEIRA	1'22.134	1'22.237 (18)
19	A.RINS	18.228	E.BASTIANINI	23.754	E.BASTIANINI	19.190	S.BRADL	21.014	19	A.RINS	1'22.200	1'22.251 (19)
20	S.BRADL	18.233	M.OLIVEIRA	23.767	B.BINDER	19.225	A.RINS	21.049	20	S.BRADL	1'22.219	1'22.654 (22)
21	M.OLIVEIRA	18.349	A.RINS	23.777	S.BRADL	19.233	R.FERNANDEZ	21.099	21	M.BEZZECCHI	1'22.254	1'22.475 (20)
22	R.GARDNER	18.385	D.BINDER	23.788	R.GARDNER	19.279	R.GARDNER	21.118	22	R.GARDNER	1'22.336	1'22.598 (21)
23	R.FERNANDEZ	18.468	R.FERNANDEZ	23.860	D.BINDER	19.314	F.DI GIANNANTO	21.122	23	R.FERNANDEZ	1'22.742	1'22.807 (23)
24	D.BINDER	18.624	M.BEZZECCHI	23.860	R.FERNANDEZ	19.315	D.BINDER	21.149	24	D.BINDER	1'22.875	1'22.996 (24)

These data/results cannot be reproduced, stored and/or transmitted in whole or in part by any manner of electronic, mechanical, photocopying, recording, broadcasting or otherwise now known or herein after developed without the previous express consent by the copyright owner, except for reproduction in daily press and regular printed publications on sale to the public within 60 days of the event related to those data/results and always provided that copyright symbol appears together as follows below.
© DORNA, 2022

Official MotoGP Timing by TISSOT
www.motogp.com




Sachsenring

Results and timing service provided by **MotoGP™**

3671 m.

LIQUI MOLY MOTORRAD GRAND PRIX DEUTSCHLAND**Free Practice Nr. 1****Fastest Laps Sequence**

<i>Practice Time</i>	 <i>Rider</i>	<i>Nation</i>	<i>Motorcycle</i>	<i>Time</i>	<i>Km/h</i>	<i>Rider's Lap</i>
2'59.961	36 Joan MIR	SPA	SUZUKI	1'24.867	155.7	2
3'07.718	21 Franco MORBIDELLI	ITA	YAMAHA	1'24.350	156.6	2
3'38.057	63 Francesco BAGNAIA	ITA	DUCATI	1'23.758	157.7	2
3'50.840	41 Aleix ESPARGARO	SPA	APRILIA	1'23.682	157.9	2
4'00.524	20 Fabio QUARTARARO	FRA	YAMAHA	1'23.654	157.9	2
4'23.187	36 Joan MIR	SPA	SUZUKI	1'23.226	158.7	3
4'30.683	21 Franco MORBIDELLI	ITA	YAMAHA	1'22.965	159.2	3
5'06.633	5 Johann ZARCO	FRA	DUCATI	1'22.081	161.0	3
6'28.424	5 Johann ZARCO	FRA	DUCATI	1'21.791	161.5	4
7'50.143	5 Johann ZARCO	FRA	DUCATI	1'21.719	161.7	5
7'57.512	41 Aleix ESPARGARO	SPA	APRILIA	1'21.699	161.7	5
9'11.798	5 Johann ZARCO	FRA	DUCATI	1'21.655	161.8	6
15'59.828	43 Jack MILLER	AUS	DUCATI	1'21.479	162.1	11

These data/results cannot be reproduced, stored and/or transmitted in whole or in part by any manner of electronic, mechanical, photocopying, recording, broadcasting or otherwise now known or herein after developed without the previous express consent by the copyright owner, except for reproduction in daily press and regular printed publications on sale to the public within 60 days of the event related to those data/results and always provided that copyright symbol appears together as follows below.

© DORNA, 2022

Official MotoGP Timing by TISSOT
www.motogp.com

Sachsenring, Friday, June 17, 2022