


3671 m.

LIQUI MOLY MOTORRAD GRAND PRIX DEUTSCHLAND

Free Practice Nr. 2

Classification

6

	Rider	Nation	Team	Motorcycle	Time	Lap Total	Gap	Top Speed
1	24 Tatsuki SUZUKI	JPN	Leopard Racing	HONDA	1'26.363	17 19		214.2
2	7 Dennis FOGGIA	ITA	Leopard Racing	HONDA	1'26.525	17 19	0.162 0.162	215.1
3	28 Izan GUEVARA	SPA	GASGAS Aspar Team	GASGAS	1'26.591	20 22	0.228 0.066	213.0
4	66 Joel KELSO	AUS	CIP Green Power	KTM	1'26.608	14 17	0.245 0.017	212.1
5	20 Lorenzo FELLON	FRA	SIC58 Squadra Corse	HONDA	1'26.768	12 15	0.405 0.160	212.1
6	17 John MCPHEE	GBR	Sterilgarda Husqvarna Max	HUSQVARNA	1'26.816	16 17	0.453 0.048	213.8
7	82 Stefano NEPA	ITA	Angeluss MTA Team	KTM	1'26.842	17 21	0.479 0.026	211.7
8	6 Ryusei YAMANAKA	JPN	MT Helmets - MSI	KTM	1'26.873	15 18	0.510 0.031	211.7
9	44 David MUÑOZ	SPA	BOE Motorsports	KTM	1'26.883	18 18	0.520 0.010	214.7
10	10 Diogo MOREIRA	BRA	MT Helmets - MSI	KTM	1'26.890	14 16	0.527 0.007	214.7
11	96 Daniel HOLGADO	SPA	Red Bull KTM Ajo	KTM	1'26.892	17 20	0.529 0.002	212.5
12	5 Jaume MASIA	SPA	Red Bull KTM Ajo	KTM	1'26.902	18 21	0.539 0.010	211.3
13	16 Andrea MIGNO	ITA	Rivacold Snipers Team	HONDA	1'26.933	17 19	0.570 0.031	212.5
14	18 Matteo BERTELLE	ITA	QJMMotor Avintia Racing Team	KTM	1'26.941	18 20	0.578 0.008	213.4
15	19 Scott OGDEN	GBR	VisionTrack Racing Team	HONDA	1'26.962	16 18	0.599 0.021	211.3
16	11 Sergio GARCIA	SPA	GASGAS Aspar Team	GASGAS	1'26.983	17 19	0.620 0.021	210.5
17	71 Ayumu SASAKI	JPN	Sterilgarda Husqvarna Max	HUSQVARNA	1'27.048	9 14	0.685 0.065	212.5
18	54 Riccardo ROSSI	ITA	SIC58 Squadra Corse	HONDA	1'27.116	15 18	0.753 0.068	211.7
19	53 Deniz ÖNCÜ	TUR	Red Bull KTM Tech3	KTM	1'27.178	21 21	0.815 0.062	211.7
20	31 Adrian FERNANDEZ	SPA	Red Bull KTM Tech3	KTM	1'27.419	17 19	1.056 0.241	212.1
21	27 Kaito TOBA	JPN	CIP Green Power	KTM	1'27.439	13 13	1.076 0.020	209.7
22	43 Xavier ARTIGAS	SPA	CFMOTO Racing PruestelGP	CFMOTO	1'27.523	16 18	1.160 0.084	210.9
23	99 Carlos TATAY	SPA	CFMOTO Racing PruestelGP	CFMOTO	1'27.590	12 20	1.227 0.067	213.0
24	70 Joshua WHATLEY	GBR	VisionTrack Racing Team	HONDA	1'27.822	11 18	1.459 0.232	207.6
25	64 Mario AJI	INA	Honda Team Asia	HONDA	1'27.841	6 22	1.478 0.019	207.6
26	67 Alberto SURRA	ITA	Rivacold Snipers Team	HONDA	1'27.841	15 18	1.478	207.6
27	72 Taiyo FURUSATO	JPN	Honda Team Asia	HONDA	1'27.843	10 20	1.480 0.002	211.7
28	48 Ivan ORTOLÁ	SPA	Angeluss MTA Team	KTM	1'28.101	17 20	1.738 0.258	208.4
29	22 Ana CARRASCO	SPA	BOE Motorsports	KTM	1'28.980	14 20	2.617 0.879	212.5
30	23 Elia BARTOLINI	ITA	QJMMotor Avintia Racing Team	KTM	1'29.095	8 19	2.732 0.115	209.3

Practice condition: **Dry**

Fastest Lap:	Lap: 17	Tatsuki SUZUKI	1'26.363	153 Km/h
Best Race Lap:	2019	Can ÖNCÜ	1'26.714	152.4 Km/h
All Time Lap Record:	2019	Marcos RAMIREZ	1'26.044	153.5 Km/h

The results are provisional until the end of the limit for protest and appeals.

Time limit for protest expires 30' after publication of the results - Time:

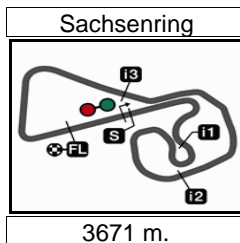
These data/results cannot be reproduced, stored and/or transmitted in whole or in part by any manner of electronic, mechanical, photocopying, recording, broadcasting or otherwise now known or herein after developed without the previous express consent by the copyright owner, except for reproduction in daily press and regular printed publications on sale to the public within 60 days of the event related to those data/results and always provided that copyright symbol appears together as follows below.

© DORNA, 2022

Official MotoGP Timing by TISSOT
www.motogp.com

Sachsenring, Friday, June 17, 2022





Results and timing service provided by TISSOT

Moto3™

LIQUI MOLY MOTORRAD GRAND PRIX DEUTSCHLAND

Free Practice Nr. 2

Combined Free Practice Times

7

Rider	Nation	Team	MOTORCYCLE	FP1	FP2	Gap
1 24 T.SUZUKI	JPN	Leopard Racing	HONDA	1'27.043 18	1'26.363 17	
2 28 I.GUEVARA	SPA	GASGAS Aspar Team	GASGAS	1'26.459 18	1'26.591 20	0.096 0.096
3 7 D.FOGGIA	ITA	Leopard Racing	HONDA	1'26.795 22	1'26.525 17	0.162 0.066
4 66 J.KELSO	AUS	CIP Green Power	KTM	1'27.661 9	1'26.608 14	0.245 0.083
5 17 J.MCPHEE	GBR	Sterilgarda Husqvarna Max	HUSQVARNA	1'26.691 17	1'26.816 16	0.328 0.083
6 20 L.FELLON	FRA	SIC58 Squadra Corse	HONDA	1'27.869 16	1'26.768 12	0.405 0.077
7 82 S.NEPA	ITA	Angeluss MTA Team	KTM	1'27.528 19	1'26.842 17	0.479 0.074
8 53 D.ÖNCÜ	TUR	Red Bull KTM Tech3	KTM	1'26.856 17	1'27.178 21	0.493 0.014
9 6 R.YAMANAKA	JPN	MT Helmets - MSI	KTM	1'26.993 15	1'26.873 15	0.510 0.017
10 44 D.MUÑOZ	SPA	BOE Motorsports	KTM	1'27.413 19	1'26.883 18	0.520 0.010
11 10 D.MOREIRA	BRA	MT Helmets - MSI	KTM	1'27.649 17	1'26.890 14	0.527 0.007
12 96 D.HOLGADO	SPA	Red Bull KTM Ajo	KTM	1'27.303 17	1'26.892 17	0.529 0.002
13 5 J.MASIA	SPA	Red Bull KTM Ajo	KTM	1'27.338 13	1'26.902 18	0.539 0.010
14 16 A.MIGNO	ITA	Rivacold Snipers Team	HONDA	1'27.331 17	1'26.933 17	0.570 0.031
15 11 S.GARCIA	SPA	GASGAS Aspar Team	GASGAS	1'26.941 22	1'26.983 17	0.578 0.008
16 18 M.BERTELLE	ITA	QJMotor Avintia Racing Team	KTM	1'28.412 21	1'26.941 18	0.578
17 19 S.OGDEN	GBR	VisionTrack Racing Team	HONDA	1'27.287 19	1'26.962 16	0.599 0.021
18 71 A.SASAKI	JPN	Sterilgarda Husqvarna Max	HUSQVARNA	1'26.963 16	1'27.048 9	0.600 0.001
19 54 R.ROSSI	ITA	SIC58 Squadra Corse	HONDA	1'27.202 17	1'27.116 15	0.753 0.153
20 31 A.FERNANDEZ	SPA	Red Bull KTM Tech3	KTM	1'27.162 18	1'27.419 17	0.799 0.046
21 48 I.ORTOLÁ	SPA	Angeluss MTA Team	KTM	1'27.338 21	1'28.101 17	0.975 0.176
22 27 K.TOBA	JPN	CIP Green Power	KTM	1'27.454 19	1'27.439 13	1.076 0.101
23 43 X.ARTIGAS	SPA	CFMOTO Racing PruestelGP	CFMOTO	1'27.491 17	1'27.523 16	1.128 0.052
24 99 C.TATAY	SPA	CFMOTO Racing PruestelGP	CFMOTO	1'27.785 18	1'27.590 12	1.227 0.099
25 70 J.WHATLEY	GBR	VisionTrack Racing Team	HONDA	1'28.536 18	1'27.822 11	1.459 0.232
26 64 M.AJI	INA	Honda Team Asia	HONDA	1'28.678 20	1'27.841 6	1.478 0.019
27 67 A.SURRA	ITA	Rivacold Snipers Team	HONDA	1'28.519 15	1'27.841 15	1.478
28 72 T.FURUSATO	JPN	Honda Team Asia	HONDA	1'28.673 18	1'27.843 10	1.480 0.002
29 23 E.BARTOLINI	ITA	QJMotor Avintia Racing Team	KTM	1'28.458 19	1'29.095 8	2.095 0.615
30 22 A.CARRASCO	SPA	BOE Motorsports	KTM	1'29.479 18	1'28.980 14	2.617 0.522

Pole Position Record:	2019	Ayumu SASAKI	1'26.135	153.4 Km/h
Best Race Lap:	2019	Can ÖNCÜ	1'26.714	152.4 Km/h
All Time Lap Record:	2019	Marcos RAMIREZ	1'26.044	153.5 Km/h

The results are provisional until the end of the limit for protest and appeals.

Time limit for protest expires 60' after publication of the results - Time:

These data/results cannot be reproduced, stored and/or transmitted in whole or in part by any manner of electronic, mechanical, photocopying, recording, broadcasting or otherwise now known or herein after developed without the previous express consent by the copyright owner, except for reproduction in daily press and regular printed publications on sale to the public within 60 days of the event related to those data/results and always provided that copyright symbol appears together as follows below.

© DORNA, 2022

Official MotoGP Timing by TISSOT
www.motogp.com

Sachsenring, Friday, June 17, 2022





3671 m.

LIQUI MOLY MOTORRAD GRAND PRIX DEUTSCHLAND

Free Practice Nr. 2

Top Speed & Average

8



Rider	Nation	Motorcycle	Top 5 speeds					Average	Top
7 Dennis FOGGIA	ITA	HONDA	215.1	213.0	211.7	211.7	211.7	212.6	215.1
10 Diogo MOREIRA	BRA	KTM	214.7	213.8	213.4	213.0	213.0	213.5	214.7
44 David MUÑOZ	SPA	KTM	214.7	214.7	213.8	213.0	213.0	213.7	214.7
24 Tatsuki SUZUKI	JPN	HONDA	214.2	213.0	212.5	211.7	211.7	212.6	214.2
17 John MCPHEE	GBR	HUSQVARNA	213.8	213.8	212.1	211.3	211.3	212.5	213.8
18 Matteo BERTELLE	ITA	KTM	213.4	212.1	211.7	210.9	210.5	211.5	213.4
28 Izan GUEVARA	SPA	GASGAS	213.0	213.0	212.1	211.7	211.7	212.3	213.0
99 Carlos TATAY	SPA	CFMOTO	213.0	211.3	210.1	208.8	208.8	210.1	213.0
16 Andrea MIGNO	ITA	HONDA	212.5	211.7	211.3	210.9	210.9	211.5	212.5
22 Ana CARRASCO	SPA	KTM	212.5	212.1	210.9	210.1	209.7	210.7	212.5
71 Ayumu SASAKI	JPN	HUSQVARNA	212.5	212.1	211.7	211.3	210.9	211.5	212.5
96 Daniel HOLGADO	SPA	KTM	212.5	211.7	211.3	210.9	210.9	211.4	212.5
20 Lorenzo FELLON	FRA	HONDA	212.1	210.9	210.1	210.1	210.1	210.7	212.1
31 Adrian FERNANDEZ	SPA	KTM	212.1	211.3	211.3	211.3	210.9	211.4	212.1
66 Joel KELSO	AUS	KTM	212.1	212.1	211.7	211.3	210.9	211.6	212.1
6 Ryusei YAMANAKA	JPN	KTM	211.7	211.7	210.5	210.5	210.1	210.9	211.7
53 Deniz ÖNCÜ	TUR	KTM	211.7	211.7	210.9	210.1	209.3	210.5	211.7
54 Riccardo ROSSI	ITA	HONDA	211.7	210.5	210.5	210.5	210.1	210.7	211.7
72 Taiyo FURUSATO	JPN	HONDA	211.7	210.9	210.1	210.1	209.7	210.5	211.7
82 Stefano NEPA	ITA	KTM	211.7	211.7	211.3	210.9	210.9	211.3	211.7
5 Jaume MASIA	SPA	KTM	211.3	211.3	210.9	210.9	210.9	211.1	211.3
19 Scott OGDEN	GBR	HONDA	211.3	209.7	209.3	208.4	208.0	209.1	211.3
43 Xavier ARTIGAS	SPA	CFMOTO	210.9	210.5	210.5	210.1	209.7	210.2	210.9
11 Sergio GARCIA	SPA	GASGAS	210.5	210.5	210.5	210.5	210.5	210.5	210.5
27 Kaito TOBA	JPN	KTM	209.7	208.8	208.8	208.4	208.0	208.7	209.7
23 Elia BARTOLINI	ITA	KTM	209.3	208.4	207.6	207.2	207.2	207.9	209.3
48 Ivan ORTOLÁ	SPA	KTM	208.4	208.4	208.4	208.4	208.0	208.2	208.4
64 Mario AJI	INA	HONDA	207.6	207.2	207.2	207.2	206.8	207.2	207.6
67 Alberto SURRA	ITA	HONDA	207.6	207.6	207.2	206.8	206.5	206.9	207.6
70 Joshua WHATLEY	GBR	HONDA	207.6	206.8	206.8	206.5	206.5	206.8	207.6

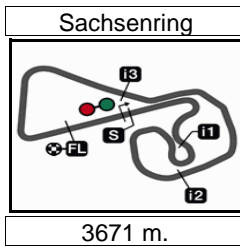
These data/results cannot be reproduced, stored and/or transmitted in whole or in part by any manner of electronic, mechanical, photocopying, recording, broadcasting or otherwise now known or herein after developed without the previous express consent by the copyright owner, except for reproduction in daily press and regular printed publications on sale to the public within 60 days of the event related to those data/results and always provided that copyright symbol appears together as follows below.

© DORNA, 2022

Official MotoGP Timing by TISSOT
www.motogp.com



Sachsenring, Friday, June 17, 2022



Results and timing service provided by TISSOT

Moto3™

LIQUI MOLY MOTORRAD GRAND PRIX DEUTSCHLAND

Free Practice Nr. 2

Chronological Analysis of Performances

9

* Lap / Sector time cancelled T1 Time from finish line to 1st intermediate T3 Time from 2nd intermed. to 3rd intermed.
P Crossing the finish line in pit lane T2 Time from 1st intermed. to 2nd intermed. T4 Time from 3rd intermediate to finish line

Lap	Lap Time	T1	T2	T3	T4	Speed	Lap	Lap Time	T1	T2	T3	T4	Speed
1st 24 Tatsuki SUZUKI Leopard Racing JPN Runs=3 Total laps=19 Full laps=8							4th 66 Joel KELSO CIP Green Power AUS Runs=2 Total laps=17 Full laps=12						
1	3'00.128	28.306	25.553	20.707	23.147		1	2'43.805	21.466	25.263	20.569	23.392	
2	1'28.215	20.551	24.354	20.352	22.958	207.6	2	1'28.941	20.674	24.507	20.464	23.296	210.1
3	1'29.124 *	20.838	24.780	20.610	22.896*	208.8	3	1'28.244	20.446	24.421	20.346	23.031	212.1
4	1'27.490	20.341	24.276	20.138	22.735	210.5	4	1'29.146	20.500	24.535	20.493	23.618	210.1
5	2'04.978	52.592	27.616	21.533	23.237	211.7	5	1'33.302 P	20.501	24.435	20.502*	27.864	209.7
6	1'28.238	20.454	24.423	20.300	23.061	208.4	6	7'22.440	22.106	24.938	20.478	23.148	
7	1'33.401 P	21.151	25.008	21.407	25.835	205.3	7	1'29.722	20.807	24.766	20.752	23.397	208.4
8	5'52.844	25.034	24.957	20.542	23.174		8	1'29.173	20.530	24.623	20.719	23.301	206.8
9	1'28.154 *	20.432	24.437	20.313*	22.972	207.2	9	1'28.964	20.554	24.629	20.637	23.144	206.8
10	1'29.354	20.612	24.803	20.666	23.273	207.6	10	1'28.931	20.485	24.588	20.660	23.198	208.0
11	1'28.168 *	20.364	24.321	20.280	23.203*	209.7	11	1'29.521	20.620	24.839	20.812	23.250	206.8
12	1'27.550 *	20.344	24.327*	20.110	22.769	210.5	12	1'34.408 P	20.608	26.178	21.525	26.097	208.0
13	1'28.234	20.621	24.438	20.376	22.799	212.5	13	10'13.312	19.249	24.526	19.980	22.916	
14	1'27.453	20.296	24.281	20.134	22.742	213.0	14	1'26.608	20.186	23.838	19.895	22.689	211.3
15	1'36.173 P	20.926	26.074	20.981	28.192	211.7	15	1'33.171	22.243	24.210	20.342	26.376	211.7
16	6'39.562	23.342	29.621	21.114	22.867		16	1'29.243	20.322	24.059	21.151	23.711	210.9
17	1'26.363	20.070	23.834	19.847	22.612	214.2	17	1'27.091	20.248	24.012	19.865	22.966	212.1
18	1'36.367 P	23.891	26.748	20.496	25.232	211.3							
19	1'55.182	23.848	24.893	20.464	23.069								
20							20	1'26.591	20.115	24.083	19.814	22.579	211.3
21							21	1'34.830 P	22.117	28.511	20.267	23.935	212.1
22							22	1'47.481	19.796	24.567	20.159	22.899	
2nd 7 Dennis FOGGIA Leopard Racing ITA Runs=2 Total laps=19 Full laps=12							5th 20 Lorenzo FELLON SIC58 Squadra Corse FRA Runs=2 Total laps=15 Full laps=6						
1	2'43.675	19.429	24.785	20.279	23.114		1	2'37.681	26.979	24.704	20.710	23.531	
2	1'28.272	20.406	24.443	20.424	22.999	211.7							
3	1'27.424	20.327	24.127	20.172	22.798	211.7							
4	1'27.296	20.185	24.112	20.072	22.927	211.7							
5	1'27.599	20.168	24.066	20.508	22.857	213.0							
6	1'28.433 *	20.541	24.243	20.206*	23.443	215.1							
7	1'27.577	20.285	24.053	20.172	23.067	210.1							
8	1'27.068	20.201	23.963	20.076	22.828	210.1							
9	1'29.909 P	20.156	24.253	20.384	25.116	209.3							
10	7'38.760 *	19.772	24.455	20.337*	22.811								
11	1'26.813	20.156	23.990	20.011	22.656	210.5							
12	1'26.872	20.141	23.961	20.049	22.721	211.3							
13	1'26.963	20.071	23.943	20.062	22.887	210.9							
14	1'30.941	21.218	24.602	21.106	24.015	210.5							
15	1'28.169 P	20.166	24.044	20.292	23.667	210.5							
16	7'17.031	18.803	24.120	20.212	22.945								
17	1'26.525	20.060	23.846	19.919	22.700	210.1							
18	1'26.601 *	20.017	23.782	20.080*	22.722	210.1							
19	1'26.563	20.079	23.840	19.950	22.694	210.9							
3rd 28 Izan GUEVARA GASGAS Aspar Tea SPA Runs=2 Total laps=22 Full laps=16													

Fastest Lap: Tatsuki SUZUKI Leopard Racing JPN **1'26.363** 20.070 23.834 19.847 22.612

These data/results cannot be reproduced, stored and/or transmitted in whole or in part by any manner of electronic, mechanical, photocopying, recording, broadcasting or otherwise now known or herein after developed without the previous express consent by the copyright owner, except for reproduction in daily press and regular printed publications on sale to the public within 60 days of the event related to those data/results and always provided that copyright symbol appears together as follows below.
© DORNA, 2022



Free Practice Nr. 2

Moto3

Lap	Lap Time	T1	T2	T3	T4	Speed	Lap	Lap Time	T1	T2	T3	T4	Speed	
2	1'28.775 *	20.504	24.520	20.382	23.369*	210.1	20	1'29.212	20.304	24.184	20.315	24.409	211.7	
3	1'28.617	20.367	24.162	20.632	23.456	210.9	21	1'28.061	20.315	24.422	20.213	23.111	210.5	
4	1'28.319	20.299	24.263	20.486	23.271	212.1	8th 6 Ryusei YAMANAKA MT Helmets - MSI JPN							
5	1'27.967	20.633	24.212	20.195	22.927	208.4	Runs=2 Total laps=18 Full laps=12							
6	1'27.522	20.218	24.056	20.183	23.065	210.1	1	2'41.326	23.009	25.080	20.487	23.159		
7	1'32.525 P	21.498	25.491	20.485	25.051	208.8	2	1'28.321	20.497	24.304	20.461	23.059	207.6	
8	5'38.637	22.459	24.654	20.544	23.845		3	1'28.438	20.513	24.511	20.311	23.103	208.8	
9	1'29.435 *	20.506	24.202	20.632	24.095*	207.2	4	1'28.033	20.383	24.447	20.286	22.917	209.7	
10	1'35.094 P	21.848	26.762	21.343	25.141	206.8	5	1'27.960	20.375	24.326	20.280	22.979	210.5	
11	15'04.020 *	19.099	24.846	20.093	22.957*		6	1'29.702	21.042	24.792	20.237	23.631	210.1	
12	1'26.768	20.203	23.843	19.890	22.832	209.7	7	1'28.144	20.372	24.361	20.313	23.098	211.7	
13	1'27.397	20.210	23.967	20.068	23.152	210.1	8	1'30.311 P	20.504	24.413	20.421	24.973	208.4	
14	1'31.663 *	20.266	24.155	21.080*	26.162	207.2	9	8'18.070	22.489	24.844	20.622	23.147		
15	1'28.567 *	20.433	24.210	20.692*	23.232	207.2	10	1'28.025	20.450	24.465	20.178	22.932	208.4	
6th 17 John MCPHEE Sterilgarda Husqvarna GBR							Runs=2 Total laps=17 Full laps=11							
1	2'40.242	22.092	25.018	21.012	23.271		11	1'28.660 *	20.427	24.520*	20.634	23.079	208.4	
2	1'28.165	20.495	24.383	20.397	22.890	208.4	12	1'31.824 P	20.568	24.564	20.484	26.208	208.4	
3	1'27.341	20.315	24.151	20.111	22.764	210.5	13	8'08.885 *	21.479	24.307	20.266	22.854*		
4	1'27.834	20.164	24.401	20.248	23.021	213.8	14	1'27.569	20.240	24.451	19.871	23.007	211.7	
5	1'27.466	20.275	24.201	20.151	22.839	213.8	15	1'26.873	20.216	24.026	19.895	22.736	208.4	
6	1'27.317	20.199	24.092	20.126	22.900	210.5	16	1'27.106	20.380	24.047	19.892	22.787	208.4	
7	1'33.693 P	22.533	24.681	20.561	25.918	211.3	17	1'28.229	20.257	23.971	20.409	23.592	208.4	
8	9'52.682	21.341	24.867	20.500	23.132		18	1'27.215	20.229	24.018	19.704	23.264	210.5	
9	1'28.099	20.325	24.535	20.260	22.979	209.7	9th 44 David MUÑOZ BOE Motorsports SPA							
10	1'28.220 *	20.358	24.459*	20.364	23.039	208.8	Runs=2 Total laps=18 Full laps=11							
11	1'28.296	20.314	24.491	20.396	23.095	210.5	1	2'24.583	26.775	25.676	20.859	23.392		
12	1'28.005	20.347	24.369	20.292	22.997	210.1	2	1'28.039 *	20.556	24.377	20.095	23.011*	212.5	
13	1'27.880	20.209	24.221	20.378	23.072	211.3	3	1'28.471	20.596	24.341	20.326	23.208	209.7	
14	1'30.474 P	20.381	24.736	20.810	24.547	208.0	4	1'27.992	20.375	24.495	20.088	23.034	213.8	
15	6'52.095	24.120	24.863	20.134	22.869		5	1'27.792	20.486	24.175	20.316	22.815	213.0	
16	1'26.816	20.176	23.959	19.896	22.785	210.9	6	1'35.088 *	22.375	26.710	22.932	23.071*	214.7	
17	1'26.886	20.344	23.925	19.928	22.689	212.1	7	1'28.987	20.743	24.712	20.580	22.952	211.3	
7th 82 Stefano NEPA Angeluss MTA Team ITA							Runs=2 Total laps=21 Full laps=13							
1	2'56.166	23.420	26.331	20.920	23.330		8	1'27.642	20.429	24.177	20.327	22.709	210.9	
2	1'28.697	20.680	24.535	20.456	23.026	206.5	9	1'32.813 P	21.697	25.579	21.030*	24.507	210.5	
3	1'28.803 *	20.621	24.601	20.517	23.064*	210.5	10	11'15.312	23.485	25.490	21.420	23.272		
4	1'28.403	20.557	24.509	20.315	23.022	208.4	11	1'28.363	20.482	24.420	20.492	22.969	210.1	
5	1'28.357	20.441	24.483	20.378	23.055	208.8	12	1'27.898	20.304	24.458	20.344	22.792	212.5	
6	1'28.699	20.603	24.565	20.436	23.095	208.8	13	1'32.164 P	20.945	25.413	20.868	24.938	211.3	
7	1'28.689	20.584	24.579	20.433	23.093	208.0	14	5'14.203	19.189	25.014	20.243	22.672		
8	1'28.605	20.587	24.524	20.435	23.059	207.2	15	1'26.917	20.137	24.090	20.104	22.586	211.7	
9	1'34.483 P	20.756	26.890	21.626	25.211	206.8	16	1'28.046	20.244	24.147	20.321	23.334	213.0	
10	6'31.676 *	23.680	24.886	20.438	23.012*		17	1'34.847	20.169	26.045	22.154	26.479	213.0	
11	1'27.927	20.441	24.403	20.192	22.891	211.3	18	1'26.883	20.247	24.053	19.916	22.667	214.7	
12	1'27.871 *	20.365	24.438*	20.119	22.949*	210.1	10th 10 Diogo MOREIRA MT Helmets - MSI BRA							
13	1'27.982	20.521	24.346	20.175	22.940	209.7	Runs=2 Total laps=16 Full laps=9							
14	1'27.748	20.441	24.386	20.072	22.849	210.9	1	2'44.501	18.434	24.999	20.474	23.176		
15	1'32.694 P	20.711	26.195	20.573	25.215	210.5	2	1'28.065	20.430	24.433	20.191	23.011	210.9	
16	5'11.900	18.889	24.392	20.214	22.918		3	1'27.530	20.259	24.274	20.149	22.848	213.0	
17	1'26.842	20.245	24.066	19.855	22.676	210.9	4	1'27.686	20.348	24.247	20.189	22.902	213.8	
18	1'26.948	20.197	24.014	19.966	22.771	211.7	5	1'27.835	20.258	24.310	20.247	23.020	213.4	
19	1'37.722 *	24.044	27.248	21.957	24.473*	210.5	6	1'28.329	20.267	24.506	20.285	23.271	213.0	
							7	1'28.461	20.528	24.433	20.427	23.073	214.7	
							8	1'29.107 P	20.295	24.266	20.391	24.155	211.7	
							9	8'17.281	20.989	25.026	20.973	23.558		

Fastest Lap: Tatsuki SUZUKI Leopard Racing JPN 1'26.363 20.070 23.834 19.847 22.612

These data/results cannot be reproduced, stored and/or transmitted in whole or in part by any manner of electronic, mechanical, photocopying, recording, broadcasting or otherwise now known or herein after developed without the previous express consent by the copyright owner, except for reproduction in daily press and regular printed publications on sale to the public within 60 days of the event related to those data/results and always provided that copyright symbol appears together as follows below.
© DORNA, 2022

Official MotoGP Timing by TISSOT
www.motogp.com

Sachsenring, Friday, June 17, 2022

Page 2 of 6



Free Practice Nr. 2

Moto3

Lap	Lap Time	T1	T2	T3	T4	Speed	Lap	Lap Time	T1	T2	T3	T4	Speed
11th 96 Daniel HOLGADO Red Bull KTM Ajo SPA							13th 16 Andrea MIGNO Rivacold Snipers Tea ITA						
			Runs=2	Total laps=20	Full laps=11					Runs=2	Total laps=19	Full laps=11	
1	2'07.097	26.818	29.127	22.800	24.278		1	2'34.878	24.614	25.590	21.233	23.510	
2	1'28.941	20.745	24.836	20.374	22.986	208.0	2	1'30.175 *	20.763	24.481	20.529	24.402*	207.6
3	1'28.338 *	20.484	24.562	20.360	22.932*	208.4	3	1'30.484	22.671	24.585	20.305	22.923	208.0
4	1'28.099	20.375	24.521	20.274	22.929	210.5	4	1'29.157 *	20.561	25.409	20.283	22.904*	211.3
5	1'37.075	22.179	27.399	22.731	24.766	210.1	5	1'27.665	20.496	24.149	20.084	22.936	210.9
6	1'28.530	20.330	24.718	20.386	23.096	209.3	6	1'29.398	21.497	24.429	20.335	23.137	211.7
7	1'28.687	20.362	24.658	20.510	23.157	209.3	7	1'27.623	20.405	24.135	20.105	22.978	208.8
8	1'28.474	20.393	24.691	20.431	22.959	208.4	8	1'28.132	20.393	24.281	20.370	23.088	207.6
9	1'35.732 P	22.533	26.526	21.296	25.377	207.6	9	1'29.812 P	20.276	24.135	20.337	25.064	210.1
10	8'25.385 *	22.475	24.869	20.392	23.009*		10	6'00.355	20.706	24.919	20.695	23.242	
11	1'28.843 *	20.336	24.751*	20.442*	23.314	210.1	11	1'28.283	20.546	24.441	20.342	22.954	207.2
12	1'28.367	20.341	24.499	20.467	23.060	212.5	12	1'28.068	20.386	24.344	20.315	23.023	208.0
13	1'30.347 *	22.132	24.896	20.338*	22.981*	210.1	13	1'27.859	20.328	24.318	20.253	22.960	208.4
14	1'27.943	20.338	24.515	20.223	22.867	210.9	14	1'35.092	22.655	25.298	20.769	26.370	207.2
15	1'33.708 P	22.743	25.473	20.860	24.632	210.1	15	1'31.955 P	20.448	24.725	20.948	25.834	210.9
16	5'12.671 *	19.827	24.915	20.088	22.763*		16	8'26.610	29.476	25.511	26.600	23.244	
17	1'26.892	20.183	24.126	19.855	22.728	210.9	17	1'26.933	20.352	23.913	19.978	22.690	209.3
18	1'28.748	20.154	24.202	19.979	24.413	210.9	18	1'27.458 *	20.322	24.015	20.275*	22.846	212.5
19	1'34.788	20.236	27.580	23.168	23.804	211.3	19	1'27.156	20.241	24.144	19.994	22.777	210.1
20	1'27.291 *	20.207	24.161	19.844	23.079*	211.7							
12th 5 Jaume MASIA Red Bull KTM Ajo SPA							14th 18 Matteo BERTELLE QJMotor Avintia Racin ITA						
			Runs=2	Total laps=21	Full laps=11					Runs=3	Total laps=20	Full laps=10	
1	1'42.376	21.590	25.558	21.162	23.595		1	2'24.047	24.639	28.537	22.040	23.553	
2	1'28.486 *	20.649	24.516	20.291	23.030*	208.4	2	1'28.712	20.635	24.507	20.237	23.333	209.3
3	1'27.954	20.306	24.367	20.296	22.985	208.0	3	1'28.482	20.652	24.318	20.305	23.207	211.7
4	1'27.878 *	20.325	24.396	20.214	22.943*	209.3	4	1'27.704 *	20.453	24.168	20.113	22.970*	212.1
5	1'27.541	20.278	24.319	20.093	22.851	209.7	5	1'28.249	20.524	24.182	20.577	22.966	210.5
6	1'27.484	20.152	24.249	20.208	22.875	210.5	6	1'33.286	22.988	26.380	20.560	23.358	210.5
7	1'32.831	20.401	27.118	21.586	23.726	210.1	7	1'28.422 *	20.364	24.293	20.499	23.266*	210.9
8	1'28.161 *	20.451	24.372	20.256	23.082*	207.6	8	1'29.102	20.623	24.689	20.611	23.179	204.9
9	1'27.732	20.382	24.262	20.180	22.908	207.6	9	1'28.254	20.465	24.197	20.375	23.217	205.3
10	1'32.298 P	22.939	24.443	20.108	24.808	206.8	10	1'33.856 P	21.242	25.444	21.750	25.420	204.5
11	7'34.617	24.434	25.088	20.590	22.957		11	5'25.144	24.440	24.884	20.755	23.095	
12	1'27.493 *	20.201	24.224*	20.155	22.913	210.1	12	1'28.308	20.354	24.274	20.467	23.213	207.6
13	1'29.879	20.322	25.188	20.596	23.773	210.9	13	1'28.067 *	20.309	24.261*	20.343	23.154	207.2
14	1'28.121 *	20.324	24.474	20.361	22.962*	211.3	14	1'28.131	20.423	24.244	20.371	23.093	207.2
15	1'28.053	20.224	24.418	20.450	22.961	210.5	15	1'33.395 P	21.008	25.554	21.616	25.217	207.2
16	1'33.689 P	22.108	25.575	21.237	24.769	209.3	16	7'00.313 P	24.093	30.087	20.906	25.014	
17	5'12.371	19.936	24.894	20.239	22.806		17	2'09.097	28.612	28.101	20.275	23.270	
18	1'26.902	20.099	23.961	19.958	22.884	209.7	18	1'26.941	20.217	23.916	19.961	22.847	209.7
19	1'26.921	20.071	23.997	20.031	22.822	211.3	19	1'27.166 *	20.130	23.916	20.142*	22.978	213.4
20	1'37.384	20.106	31.051	22.659	23.568	210.9	20	1'30.491	22.288	24.706	20.398	23.099	208.4
21	1'27.150	20.196	24.050	20.089	22.815	210.9							
15th 19 Scott OGDEN VisionTrack Racing T GBR													
			Runs=2	Total laps=18	Full laps=11					Runs=2	Total laps=18	Full laps=11	
1	2'35.083	23.229	25.297	21.326	23.395		1	2'35.083	23.229	25.297	21.326	23.395	
2	1'29.471	20.860	24.466	20.442	23.703	209.3	2	1'29.471	20.860	24.466	20.442	23.703	209.3
3	1'37.037	26.758	26.906	20.307	23.066	205.3	3	1'37.037	26.758	26.906	20.307	23.066	205.3
4	1'28.047	20.482	24.239	20.261	23.065	208.4	4	1'28.047	20.482	24.239	20.261	23.065	208.4
5	1'27.933	20.415	24.264	20.271	22.983	208.0	5	1'27.933	20.415	24.264	20.271	22.983	208.0
6	1'27.838	20.359	24.160	20.187	23.132	207.6	6	1'27.838	20.359	24.160	20.187	23.132	207.6
7	1'27.911	20.457	24.186	20.307	22.961	206.8	7	1'27.911	20.457	24.186	20.307	22.961	206.8
8	1'27.847	20.371	24.178	20.269	23.029	207.6	8	1'27.847	20.371	24.178	20.269	23.029	207.6
9	1'33.678 P	22.829	24.828	20.757	25.264	205.3	9	1'33.678 P	22.829	24.828	20.757	25.264	205.3

Fastest Lap:	Tatsuki SUZUKI	Leopard Racing	JPN	1'26.363	20.070	23.834	19.847	22.612
---------------------	----------------	----------------	-----	-----------------	--------	--------	--------	--------

These data/results cannot be reproduced, stored and/or transmitted in whole or in part by any manner of electronic, mechanical, photocopying, recording, broadcasting or otherwise now known or herein after developed without the previous express consent by the copyright owner, except for reproduction in daily press and regular printed publications on sale to the public within 60 days of the event related to those data/results and always provided that copyright symbol appears together as follows below.
© DORNA, 2022



Free Practice Nr. 2

Moto3

Lap	Lap Time	T1	T2	T3	T4	Speed	Lap	Lap Time	T1	T2	T3	T4	Speed						
10	5'53.545	20.314	24.788	20.899	23.410		6	1'28.904 *	20.598	24.779	20.079*	23.448	210.5						
11	1'27.992	20.551	24.182	20.244	23.015	205.7	7	1'30.888 *	20.672	24.368	20.390	25.458*	208.4						
12	1'29.940	21.850	24.583	20.416	23.091	207.2	8	1'27.893 *	20.433	24.314	20.225	22.921*	208.4						
13	1'27.908	20.419	24.203	20.255	23.031	206.1	9	1'27.738	20.451	24.260	20.143	22.884	207.6						
14	1'31.173 P	21.191	24.810	20.553	24.619	206.8	10	1'34.667 P	22.325	25.959	21.385	24.998	206.1						
15	9'57.250	29.081	28.520	20.041	23.296		11	7'03.250 *	19.658	24.823	20.563	23.301*							
16	1'26.962	20.323	23.799	19.970	22.870	211.3	12	1'28.899	20.554	24.555	20.585	23.205	206.5						
17	1'27.894 *	20.370	24.055	20.179*	23.290	209.7	13	1'35.951 P	22.278	26.753	21.278	25.642	206.8						
18	1'28.207 *	20.767	23.954	20.336	23.150*	208.0	14	9'16.950 *	19.265	28.829	21.210	23.364*							
16th 11 Sergio GARCIA GASGAS Aspar Tea SPA Runs=2 Total laps=19 Full laps=11							15	1'27.116	20.346	23.978	19.978	22.814	209.7						
1	3'14.065	20.287	27.507	21.076	23.420		16	1'33.978	22.731	26.694	20.742	23.811	209.3						
2	1'29.112	20.750	24.746	20.411	23.205	207.6	17	1'27.669 *	20.286	24.081	20.070	23.232*	210.1						
3	1'28.615 *	20.683	24.585	20.290*	23.057	209.7	18	1'53.196 P	26.412	38.297	22.114	26.373	207.2						
4	1'28.446	20.549	24.496	20.356	23.045	210.1	19th 53 Deniz ÖNCÜ Red Bull KTM Tech3 TUR Runs=2 Total laps=21 Full laps=10												
5	1'28.202	20.443	24.469	20.230	23.060	210.1	1	2'37.445	26.680	24.855	20.394	23.335							
6	1'28.015	20.439	24.405	20.187	22.984	209.7	2	1'27.833	20.421	24.234	20.170	23.008	210.9						
7	1'28.081	20.497	24.459	20.097	23.028	209.3	3	1'28.427 *	20.766	24.213	20.276	23.172*	211.7						
8	1'27.702	20.372	24.256	20.073	23.001	209.3	4	1'28.100 *	20.501	24.167	20.267	23.165*	206.8						
9	1'29.845 P	20.489	24.351	20.555	24.450	208.4	5	1'28.021	20.506	24.146	20.203	23.166	208.8						
10	6'39.582	21.253	24.828	20.503	23.099		6	1'28.148	20.445	24.141	20.381	23.181	208.4						
11	1'28.208 *	20.482	24.364	20.362*	23.000	208.8	7	1'28.461 *	20.508	24.500	20.409*	23.044	207.6						
12	1'27.886	20.429	24.372	20.205	22.880	209.3	8	1'28.301 *	20.478	24.186	20.553*	23.084	206.8						
13	1'27.926	20.365	24.399	20.221	22.941	210.5	9	1'28.255	20.713	24.264	20.255	23.023	205.3						
14	1'28.151	20.454	24.468	20.229	23.000	210.5	10	1'28.520 P	20.508	24.260	20.702*	23.050	206.5						
15	1'29.294 P	20.464	24.443	20.185	24.202	210.5	11	5'30.757	23.964	24.625	20.265	23.401							
16	7'18.298	23.669	25.040	20.161	23.011		12	1'27.621	20.463	24.042	20.092	23.024	208.0						
17	1'26.983	20.176	24.173	19.852	22.782	210.5	13	1'27.337 *	20.379	23.987*	20.011	22.960	208.0						
18	1'27.255 *	20.197	24.065	20.218*	22.775*	210.5	14	1'28.282	20.467	24.252	20.555	23.008	211.7						
19	1'27.072	20.219	24.031	20.087	22.735	210.5	15	1'27.697	20.423	24.168	20.205	22.901	208.0						
17th 71 Ayumu SASAKI Sterilgarda Husqvarna JPN Runs=2 Total laps=14 Full laps=9							16	1'28.044 P	20.483	24.133	20.365	23.063	208.4						
1	2'23.401	26.392	25.746	20.728	23.300		17	5'15.459	21.873	24.045	20.108	22.627							
2	1'28.650	20.611	24.539	20.350	23.150	208.8	18	1'42.151	20.182	23.871	20.124	37.974	209.3						
3	1'28.256	20.495	24.382	20.344	23.035	208.8	19	1'27.665	20.825	24.182	19.885	22.773	207.6						
4	1'28.166	20.318	24.452	20.360	23.036	210.9	20	1'27.306 *	20.345	24.118	20.054*	22.789	209.3						
5	1'30.076	20.407	24.708	20.983	23.978	210.9	21	1'27.178	20.264	24.004	20.133	22.777	210.1						
6	1'31.366 P	20.480	24.471	20.307	26.108	211.7	20th 31 Adrian FERNANDEZ Red Bull KTM Tech3 SPA Runs=2 Total laps=19 Full laps=12												
7	9'49.658	19.397	24.692	20.398	23.001		1	2'24.264	25.477	25.282	20.732	23.140							
8	1'27.337	20.394	24.120	19.971	22.852	208.8	2	1'28.109	20.515	24.155	20.216	23.223	211.3						
9	1'27.048	20.210	24.139	19.996	22.703	211.3	3	1'28.005	20.684	24.257	20.141	22.923	210.9						
10	1'33.950 P	20.212	25.372*	21.121	27.245	210.9	4	1'28.179	20.359	24.237	20.417	23.166	211.3						
11	12'40.055	21.708	24.400	19.992	22.862		5	1'28.062	20.411	24.171	20.307	23.173	212.1						
12	1'27.253	20.221	24.173	20.019	22.840	212.1	6	1'31.495	22.854	24.993	20.287	23.361	207.6						
13	1'31.814	20.227	25.535	21.674	24.378	212.5	7	1'28.531 *	20.435	24.536	20.374	23.186*	208.0						
14	1'27.657	20.330	24.052	19.939	23.336	210.5	8	1'28.161	20.509	24.264	20.366	23.022	204.9						
18th 54 Riccardo ROSSI SIC58 Squadra Corse ITA Runs=3 Total laps=18 Full laps=6							9	1'31.558 P	20.533	24.482	20.877	25.666	204.9						
1	2'43.203	21.062	25.191	20.703	23.165		10	5'28.937 *	19.215	24.547	20.439	23.084*							
2	1'28.955 *	20.652	24.703	20.548	23.052*	206.8	11	1'28.272	20.520	24.363	20.367	23.022	205.7						
3	1'27.690	20.409	24.331	20.130	22.820	210.5	12	1'28.344	20.471	24.492	20.369	23.012	207.2						
4	1'27.225	20.301	24.188	19.997	22.739	210.5	13	1'28.399 *	20.463	24.365*	20.418	23.153*	206.8						
5	1'27.674 *	20.169	24.098	20.317*	23.090	211.7	14	1'32.518 P	20.856	25.663	20.536	25.463	207.6						
Fastest Lap: Tatsuki SUZUKI Leopard Racing JPN 1'26.363 20.070 23.834 19.847 22.612							15	8'14.742 *	19.123	25.624	21.255	22.963*							
These data/results cannot be reproduced, stored and/or transmitted in whole or in part by any manner of electronic, mechanical, photocopying, recording, broadcasting or otherwise now known or herein after developed without the previous express consent by the copyright owner, except for reproduction in daily press and regular printed publications on sale to the public within 60 days of the event related to those data/results and always provided that copyright symbol appears together as follows below.							16	1'32.653	20.471	26.227	22.705	23.250	208.8						

© DORNA, 2022



Free Practice Nr. 2

Moto3

Lap	Lap Time	T1	T2	T3	T4	Speed	Lap	Lap Time	T1	T2	T3	T4	Speed
17	1'27.419	20.381	24.074	20.057	22.907	210.1	14	1'28.126	20.435	24.221	20.496	22.974	207.2
18	1'32.254	21.282	26.996	20.621	23.355	211.3	15	1'27.959	20.386	24.214	20.352	23.007	207.2
19	1'30.212	20.311	24.119	20.527	25.255	209.3	16	1'31.097 P	20.907	24.678	21.050	24.462	206.8
21st 27 Kaito TOBA CIP Green Power JPN Runs=2 Total laps=13 Full laps=6							17	5'42.816 P	21.945	26.271	20.736	24.376	
1	2'48.431	24.235	25.594	21.239	23.517		18	1'46.819	18.746	24.476	20.304	23.042	
2	1'29.053	20.636	24.769	20.597	23.051	207.6	19	1'27.434 *	20.375	23.918	20.175	22.966*	207.6
3	1'27.880 *	20.357	24.417	20.148	22.958*	208.0	20	2'29.121 P	20.462	23.964	1'10.397	34.298	207.6
4	1'27.984	20.349	24.382	20.273	22.980	208.8	24th 70 Joshua WHATLEY VisionTrack Racing T GBR Runs=2 Total laps=18 Full laps=11						
5	1'28.089	20.187	24.465	20.348	23.089	209.7	1	2'21.857	23.888	26.487	23.071	27.248	
6	1'28.076	20.284	24.263	20.388	23.141	208.8	2	1'30.707	21.163	24.958	20.822	23.764	201.4
7	1'29.433 P	20.396	24.285	20.294	24.458	207.2	3	1'30.385	20.986	24.572	21.008	23.819	207.6
8	7'36.539	22.112	25.306	20.792	23.352		4	1'28.897	20.661	24.521	20.448	23.267	205.3
9	1'28.952 *	20.468	24.528	20.655	23.301*	206.1	5	1'29.083	20.683	24.436	20.512	23.452	206.5
10	1'28.992	20.446	24.666	20.730	23.150	207.2	6	1'30.080	21.092	24.849	20.785	23.354	206.5
11	3'42.214 P	20.234	2'16.004	29.284	36.692	207.2	7	1'29.300	20.465	24.427	20.613	23.795	206.5
12	13'01.582 *	20.964	25.140	20.616	23.274*		8	1'29.046	20.711	24.454	20.750	23.131	203.7
13	1'27.439	20.416	24.090	19.996	22.937	208.4	9	1'35.828 P	22.933	25.532	21.297	26.066	204.1
22nd 43 Xavier ARTIGAS CFMOTO Racing Pru SPA Runs=3 Total laps=18 Full laps=7							10	6'03.426	20.120	24.776	20.858	23.497	
1	2'40.553	20.895	24.874	20.545	23.239		11	1'27.822	20.482	24.126	20.220	22.994	206.8
2	1'28.218	20.528	24.342	20.403	22.945	208.8	12	1'28.525	20.812	24.279	20.305	23.129	206.1
3	1'27.930	20.336	24.248	20.323	23.023	209.7	13	1'28.291 *	20.485	24.206	20.314	23.286*	204.5
4	1'31.511	22.413	25.853	20.279	22.966	208.8	14	1'34.059 P	22.474	25.103	21.058	25.424	202.6
5	1'36.242 P	20.412	27.264	20.944	27.622	210.5	15	9'56.283	30.954	28.587	20.500	23.447	
6	5'15.381	23.746	26.188	20.885	23.391		16	1'28.720	20.581	24.424	20.354	23.361	206.8
7	1'29.448	20.794	24.748	20.679	23.227	204.9	17	1'28.497 *	20.692	24.251	20.453*	23.101	205.7
8	1'30.966 P	20.711	24.567	20.732*	24.956	204.9	18	1'29.609	20.650	24.948	20.627	23.384	206.1
9	4'19.089	23.588	24.820	20.779	23.333		25th 64 Mario AJI Honda Team Asia INA Runs=3 Total laps=22 Full laps=14						
10	1'28.537	20.567	24.430	20.369	23.171	208.4	1	2'35.480	22.751	25.275	21.335	23.473	
11	1'28.862 *	20.604	24.610*	20.531	23.117	207.2	2	1'29.222	20.819	24.295	20.375	23.733	205.3
12	1'28.955 *	20.632	24.431	20.663*	23.229	209.3	3	1'37.071	25.169	25.441	21.035	25.426	204.1
13	1'28.733 *	20.691	24.421	20.421	23.200*	210.1	4	1'28.079	20.612	24.178	20.208	23.081	207.6
14	1'32.146 P	20.657	25.082	21.004	25.403	209.3	5	1'27.846	20.437	24.278	20.126	23.005	207.2
15	7'35.311	23.172	25.028	20.281	23.083		6	1'27.841	20.523	24.114	20.166	23.038	207.2
16	1'27.523	20.376	24.008	20.171	22.968	209.7	7	1'28.117	20.561	24.117	20.248	23.191	206.1
17	1'28.533 *	20.443	24.397	20.418*	23.275	210.5	8	1'32.612 *	20.730	25.838	22.468*	23.576	204.1
18	1'28.105	20.555	24.167	20.292	23.091	210.9	9	1'29.492	20.892	24.685	20.581	23.334	202.2
23rd 99 Carlos TATAY CFMOTO Racing Pru SPA Runs=4 Total laps=20 Full laps=10							10	1'29.642	20.886	24.668	20.740	23.348	201.8
1	2'37.259	22.235	26.342	21.313	23.506		11	1'35.330 P	22.242	25.438	21.999*	25.651	200.0
2	1'29.113 *	20.790	24.590	20.398	23.335*	206.8	12	7'02.591 *	19.797	25.857	20.660	23.335*	
3	1'28.630	20.702	24.288	20.393	23.247	208.8	13	1'28.752	20.713	24.408	20.571	23.060	203.7
4	1'28.715	20.552	24.310	20.431	23.422	211.3	14	1'28.945	20.707	24.496	20.537	23.205	204.5
5	1'28.575	20.479	24.427	20.542	23.127	213.0	15	1'29.678	20.648	24.331	21.372	23.327	203.7
6	1'32.240	21.852	26.438	20.681	23.269	210.1	16	1'28.984	20.801	24.323	20.599	23.261	202.6
7	1'28.376	20.497	24.222	20.267	23.390	208.8	17	1'33.300 P	21.190	25.524	21.525	25.061	202.6
8	1'27.962	20.480	24.220	20.211	23.051	208.8	18	2'01.079 P	19.485	27.038	20.937	25.507	
9	1'30.786 P	20.590	24.335	20.786	25.075	206.1	19	2'08.992	20.930	32.341	27.115	25.264	
10	5'05.695 *	22.301	25.055	20.604	23.159*		20	1'27.847	20.459	23.963	20.320	23.105	207.2
11	1'27.966	20.501	24.239	20.238	22.988	205.7	21	1'30.322 *	21.037	25.611	20.461*	23.213	204.1
12	1'27.590	20.336	24.066	20.312	22.876	207.6	22	1'28.668	20.594	24.266	20.621	23.187	206.8
13	1'28.803 *	20.276	24.477*	20.601	23.449*	207.2							

Fastest Lap: Tatsuki SUZUKI Leopard Racing JPN 1'26.363 20.070 23.834 19.847 22.612

These data/results cannot be reproduced, stored and/or transmitted in whole or in part by any manner of electronic, mechanical, photocopying, recording, broadcasting or otherwise now known or herein after developed without the previous express consent by the copyright owner, except for reproduction in daily press and regular printed publications on sale to the public within 60 days of the event related to those data/results and always provided that copyright symbol appears together as follows below.
© DORNA, 2022

Official MotoGP Timing by TISSOT
www.motogp.com

Sachsenring, Friday, June 17, 2022

Page 5 of 6



Free Practice Nr. 2

Moto3


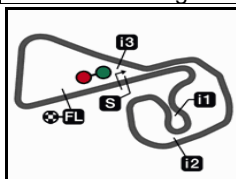
Lap	Lap Time	T1	T2	T3	T4	Speed	Lap	Lap Time	T1	T2	T3	T4	Speed	
26th	67	Alberto SURRA				Rivacold Snipers Tea	ITA	11	1'28.565	20.588	24.557	20.449	22.971	206.1
		Runs=2	Total laps=18	Full laps=13			12	1'28.380	20.520	24.462	20.488	22.910	208.0	
1	2'34.961	24.532	25.440	21.311	23.416		13	1'28.618	20.529	24.431	20.507	23.151	208.4	
2	1'29.976	20.823	24.470	20.499	24.184	206.8	14	1'32.019 P	20.395	25.020	21.292	25.312	208.0	
3	1'29.872	21.563	24.447	20.615	23.247	206.5	15	6'40.528	22.358	25.289	20.496	23.140		
4	1'29.357	20.903	24.552	20.675	23.227	204.9	16	1'28.122	20.497	24.422	20.280	22.923	206.1	
5	1'28.709	20.641	24.480	20.371	23.217	207.2	17	1'28.101	20.389	24.328	20.330	23.054	208.4	
6	1'32.634 P	21.429	26.788	20.800	23.617	206.5	18	1'30.469	20.461	24.303	21.655	24.050	208.4	
7	5'34.088	21.798	25.027	20.838	23.433		19	1'35.368	20.526	24.452	22.288	28.102	208.0	
8	1'29.536	20.740	24.694	20.756	23.346	202.6	20	1'28.582 *	20.494	24.500	20.469*	23.119	208.0	
9	1'29.145	20.726	24.566	20.639	23.214	203.0								
10	1'28.897	20.534	24.499	20.571	23.293	203.3								
11	1'34.914	26.169	25.015	20.530	23.200	202.2								
12	1'28.927	20.443	24.412	20.741	23.331	204.9								
13	1'35.514 P	22.071	28.564	21.194	23.685	201.8								
14	10'43.676	19.039	28.773	21.232	23.491									
15	1'27.841	20.612	24.148	20.168	22.913	206.5								
16	1'31.368	20.742	27.024	20.352	23.250	207.6								
17	1'29.880	20.446	24.370	20.712	24.352	207.6								
18	1'28.564	20.656	24.303	20.529	23.076	206.5								
27th	72	Taiyo FURUSATO				Honda Team Asia	JPN							
		Runs=2	Total laps=20	Full laps=10										
1	2'23.906	24.590	25.644	21.027	23.330									
2	1'28.279	20.559	24.351	20.224	23.145	209.3								
3	1'28.707	20.780	24.422	20.455	23.050	209.7								
4	1'28.111	20.380	24.395	20.214	23.122	210.1								
5	1'28.694	20.725	24.265	20.578	23.126	209.3								
6	1'32.023 P	20.446	24.546	20.916	26.115	210.9								
7	5'44.596 *	21.200	24.958	21.010*	23.022									
8	1'28.218	20.565	24.345	20.336	22.972	206.8								
9	1'27.911	20.337	24.196	20.412	22.966	206.8								
10	1'27.843	20.358	24.194	20.349	22.942	206.5								
11	1'28.390 *	20.455	24.356	20.622*	22.957	205.7								
12	1'27.982	20.297	24.486	20.273	22.926	208.4								
13	1'28.018 *	20.360	24.344*	20.398	22.916	208.0								
14	1'33.972 P	20.429	24.430	22.113*	27.000	208.0								
15	8'01.984 *	20.383	24.366	20.472	23.195*									
16	1'30.312 *	20.544	24.937	21.121*	23.710	207.2								
17	1'28.200	20.543	24.290	20.199	23.168	210.1								
18	1'32.129 *	20.520	25.410	22.910*	23.289	211.7								
19	1'29.667	20.415	24.472	20.685	24.095	208.4								
20	1'29.170 *	20.556	24.608	20.593*	23.413	209.3								
30th	23	Elia BARTOLINI				QJMotor Avintia Racin	ITA							
		Runs=2	Total laps=19	Full laps=10										
1	2'16.840	24.446	26.728	21.851	23.635									
2	1'30.564 *	20.955	25.128	20.957*	23.524	206.1								
3	1'30.361	21.032	25.013	20.943	23.373	204.9								
4	1'29.733	20.786	24.821	20.789	23.337	206.8								
5	1'29.217	20.602	24.906	20.637	23.072	207.6								
6	1'30.753	20.881	24.972	20.884	24.016	208.4								
7	1'29.304	20.836	24.890	20.373	23.205	206.5								
8	1'29.095	20.648	24.446	20.720	23.281	206.8								
9	1'31.652 P	20.733	25.450	21.149	24.320	205.7								
10	5'58.905	22.025	25.021	20.719	23.419									
11	1'29.586	20.722	24.712	20.724	23.428	205.3								
12	1'29.549	20.619	24.814	20.596	23.520	206.5								
13	1'29.577	20.808	24.849	20.616	23.304	206.5								
14	1'32.955 P	20.677	25.168	20.996	26.114	207.2								
15	7'53.718	20.516	26.724	20.652	24.368									
16	1'37.642 *	24.071	26.212	23.104*	24.255	202.6								
17	1'29.384 *	20.298	24.364	20.827	23.895*	209.3								
18	1'34.660	20.915	24.744	21.341	27.660	206.5								
19	1'33.675 *	23.181	25.441	21.685	23.368*	207.2								
28th	48	Ivan ORTOLÁ				Angeluss MTA Team	SPA							
		Runs=2	Total laps=20	Full laps=14										
1	2'54.473	21.749	26.309	21.177	24.036									
2	1'30.078	20.907	24.978	20.834	23.359	205.3								
3	1'30.446	20.721	24.886	20.846	23.993	207.2								
4	1'29.560	20.874	24.884	20.564	23.238	208.0								
5	1'28.852	20.626	24.658	20.462	23.106	208.0								
6	1'28.799	20.440	24.681	20.492	23.186	208.4								
7	1'28.735	20.534	24.593	20.522	23.086	207.6								
8	1'33.504 P	21.408	25.691	21.152	25.253	206.1								
9	5'21.325 *	24.848	25.350	20.613	23.292*									
10	1'29.021	20.629	24.758	20.562	23.072	206.5								

Fastest Lap: Tatsuki SUZUKI Leopard Racing JPN **1'26.363** 20.070 23.834 19.847 22.612

These data/results cannot be reproduced, stored and/or transmitted in whole or in part by any manner of electronic, mechanical, photocopying, recording, broadcasting or otherwise now known or herein after developed without the previous express consent by the copyright owner, except for reproduction in daily press and regular printed publications on sale to the public within 60 days of the event related to those data/results and always provided that copyright symbol appears together as follows below.
© DORNA, 2022



Sachsenring

Results and timing service provided by  TISSOT

3671 m.

LIQUI MOLY MOTORRAD GRAND PRIX DEUTSCHLAND

Free Practice Nr. 2

Best Partial Times

Moto3™

IT Ideal Lap Time, sum of the best partial times*BT* Best Lap Time


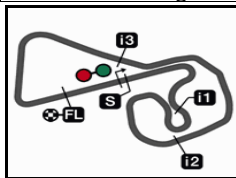
<i>T1</i>		<i>T2</i>		<i>T3</i>		<i>T4</i>				<i>IT</i>	<i>BT</i>	
<i>Pos</i>	<i>Rider</i>	<i>Time</i>	<i>Rider</i>	<i>Time</i>	<i>Rider</i>	<i>Time</i>	<i>Rider</i>	<i>Time</i>	<i>Pos</i>	<i>Rider</i>	<i>IT</i>	<i>BT</i>
1	D.FOGGIA	20.017	D.FOGGIA	23.782	R.YAMANAKA	19.704	I.GUEVARA	22.563	1	T.SUZUKI	1'26.363	1'26.363 (1)
2	T.SUZUKI	20.070	S.OGDEN	23.799	I.GUEVARA	19.814	D.MUÑOZ	22.586	2	D.FOGGIA	1'26.374	1'26.525 (2)
3	J.MASIA	20.071	T.SUZUKI	23.834	D.HOLGADO	19.844	T.SUZUKI	22.612	3	D.ÖNCÜ	1'26.565	1'27.178 (19)
4	I.GUEVARA	20.115	J.KELSO	23.838	T.SUZUKI	19.847	D.ÖNCÜ	22.627	4	I.GUEVARA	1'26.575	1'26.591 (3)
5	D.MOREIRA	20.126	L.FELLON	23.843	S.GARCIA	19.852	D.FOGGIA	22.656	5	J.KELSO	1'26.578	1'26.608 (4)
6	M.BERTELLE	20.130	D.ÖNCÜ	23.871	S.NEPA	19.855	S.NEPA	22.676	6	R.YAMANAKA	1'26.627	1'26.873 (8)
7	D.MUÑOZ	20.137	A.MIGNO	23.913	J.KELSO	19.865	J.MCPHEE	22.689	7	J.MCPHEE	1'26.674	1'26.816 (6)
8	D.HOLGADO	20.154	M.BERTELLE	23.916	D.MOREIRA	19.879	J.KELSO	22.689	8	D.MUÑOZ	1'26.692	1'26.883 (9)
9	J.MCPHEE	20.164	C.TATAY	23.918	D.ÖNCÜ	19.885	A.MIGNO	22.690	9	S.NEPA	1'26.742	1'26.842 (7)
10	R.ROSSI	20.169	J.MCPHEE	23.925	L.FELLON	19.890	A.SASAKI	22.703	10	L.FELLON	1'26.768	1'26.768 (5)
11	S.GARCIA	20.176	J.MASIA	23.961	J.MCPHEE	19.896	D.HOLGADO	22.728	11	S.GARCIA	1'26.794	1'26.983 (16)
12	D.ÖNCÜ	20.182	M.AJI	23.963	D.MUÑOZ	19.916	S.GARCIA	22.735	12	J.MASIA	1'26.796	1'26.902 (12)
13	J.KELSO	20.186	R.YAMANAKA	23.971	D.FOGGIA	19.919	R.YAMANAKA	22.736	13	A.MIGNO	1'26.822	1'26.933 (13)
14	K.TOBA	20.187	R.ROSSI	23.978	A.SASAKI	19.939	R.ROSSI	22.739	14	D.HOLGADO	1'26.852	1'26.892 (11)
15	S.NEPA	20.197	X.ARTIGAS	24.008	J.MASIA	19.958	J.MASIA	22.806	15	M.BERTELLE	1'26.854	1'26.941 (14)
16	L.FELLON	20.203	S.NEPA	24.014	M.BERTELLE	19.961	D.MOREIRA	22.815	16	R.ROSSI	1'26.864	1'27.116 (18)
17	A.SASAKI	20.210	S.GARCIA	24.031	S.OGDEN	19.970	L.FELLON	22.832	17	D.MOREIRA	1'26.890	1'26.890 (10)
18	R.YAMANAKA	20.216	A.SASAKI	24.052	A.MIGNO	19.978	M.BERTELLE	22.847	18	A.SASAKI	1'26.904	1'27.048 (17)
19	A.MIGNO	20.241	D.MUÑOZ	24.053	R.ROSSI	19.978	S.OGDEN	22.870	19	S.OGDEN	1'26.962	1'26.962 (15)
20	C.TATAY	20.276	D.MOREIRA	24.070	K.TOBA	19.996	C.TATAY	22.876	20	K.TOBA	1'27.210	1'27.439 (21)
21	T.FURUSATO	20.297	A.FERNANDEZ	24.074	A.FERNANDEZ	20.057	A.FERNANDEZ	22.907	21	C.TATAY	1'27.245	1'27.590 (23)
22	E.BARTOLINI	20.298	I.GUEVARA	24.083	M.AJI	20.126	I.ORTOLÁ	22.910	22	A.FERNANDEZ	1'27.349	1'27.419 (20)
23	A.FERNANDEZ	20.311	K.TOBA	24.090	A.SURRA	20.168	A.SURRA	22.913	23	X.ARTIGAS	1'27.460	1'27.523 (22)
24	S.OGDEN	20.323	J.WHATLEY	24.126	X.ARTIGAS	20.171	T.FURUSATO	22.916	24	M.AJI	1'27.531	1'27.841 (25)

These data/results cannot be reproduced, stored and/or transmitted in whole or in part by any manner of electronic, mechanical, photocopying, recording, broadcasting or otherwise now known or herein after developed without the previous express consent by the copyright owner, except for reproduction in daily press and regular printed publications on sale to the public within 60 days of the event related to those data/results and always provided that copyright symbol appears together as follows below.
© DORNA, 2022

Official MotoGP Timing by TISSOT
www.motogp.com



Sachsenring

Results and timing service provided by  **TISSOT**

3671 m.

LIQUI MOLY MOTORRAD GRAND PRIX DEUTSCHLAND**Free Practice Nr. 2****Best Partial Times****Moto3™***IT* Ideal Lap Time, sum of the best partial times*BT* Best Lap Time


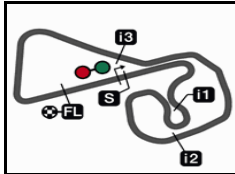
T1		T2		T3		T4				<i>IT</i>	<i>BT</i>	
<i>Pos</i>	<i>Rider</i>	<i>Time</i>	<i>Rider</i>	<i>Time</i>	<i>Rider</i>	<i>Time</i>	<i>Rider</i>	<i>Time</i>	<i>Pos</i>	<i>Rider</i>	<i>IT</i>	<i>BT</i>
25	X.ARTIGAS	20.336	D.HOLGADO	24.126	C.TATAY	20.175	K.TOBA	22.937	25	T.FURUSATO	1'27.606	1'27.843 (27)
26	I.ORTOLÁ	20.389	A.SURRA	24.148	T.FURUSATO	20.199	X.ARTIGAS	22.945	26	A.SURRA	1'27.672	1'27.841 (26)
27	M.AJI	20.437	T.FURUSATO	24.194	J.WHATLEY	20.220	J.WHATLEY	22.994	27	J.WHATLEY	1'27.805	1'27.822 (24)
28	A.SURRA	20.443	I.ORTOLÁ	24.303	I.ORTOLÁ	20.280	M.AJI	23.005	28	I.ORTOLÁ	1'27.882	1'28.101 (28)
29	J.WHATLEY	20.465	E.BARTOLINI	24.364	E.BARTOLINI	20.373	E.BARTOLINI	23.072	29	E.BARTOLINI	1'28.107	1'29.095 (30)
30	A.CARRASCO	20.611	A.CARRASCO	24.477	A.CARRASCO	20.640	A.CARRASCO	23.225	30	A.CARRASCO	1'28.953	1'28.980 (29)

These data/results cannot be reproduced, stored and/or transmitted in whole or in part by any manner of electronic, mechanical, photocopying, recording, broadcasting or otherwise now known or herein after developed without the previous express consent by the copyright owner, except for reproduction in daily press and regular printed publications on sale to the public within 60 days of the event related to those data/results and always provided that copyright symbol appears together as follows below.
© DORNA, 2022

Official MotoGP Timing by **TISSOT**
www.motogp.com



Sachsenring

Results and timing service provided by **Moto3™**

3671 m.

LIQUI MOLY MOTORRAD GRAND PRIX DEUTSCHLAND**Free Practice Nr. 2****Fastest Laps Sequence**

<i>Practice Time</i>	 <i>Rider</i>	<i>Nation</i>	<i>Motorcycle</i>	<i>Time</i>	<i>Km/h</i>	<i>Rider's Lap</i>
3'36.038	96 Daniel HOLGADO	SPA	KTM	1'28.941	148.5	2
3'52.051	71 Ayumu SASAKI	JPN	HUSQVARNA	1'28.650	149.0	2
3'52.185	72 Taiyo FURUSATO	JPN	HONDA	1'28.279	149.7	2
3'52.373	31 Adrian FERNANDEZ	SPA	KTM	1'28.109	149.9	2
4'05.278	53 Deniz ÖNCÜ	TUR	KTM	1'27.833	150.4	2
4'47.880	28 Izan GUEVARA	SPA	GASGAS	1'27.665	150.7	2
5'35.748	17 John MCPHEE	GBR	HUSQVARNA	1'27.341	151.3	3
6'15.097	28 Izan GUEVARA	SPA	GASGAS	1'27.217	151.5	3
7'42.036	28 Izan GUEVARA	SPA	GASGAS	1'26.939	152.0	4
9'08.921	28 Izan GUEVARA	SPA	GASGAS	1'26.885	152.1	5
13'32.777	28 Izan GUEVARA	SPA	GASGAS	1'26.806	152.2	8
36'45.360	20 Lorenzo FELLON	FRA	HONDA	1'26.768	152.3	12
36'46.517	66 Joel KELSO	AUS	KTM	1'26.608	152.5	14
36'54.972	28 Izan GUEVARA	SPA	GASGAS	1'26.591	152.6	20
36'55.429	24 Tatsuki SUZUKI	JPN	HONDA	1'26.363	153.0	17

These data/results cannot be reproduced, stored and/or transmitted in whole or in part by any manner of electronic, mechanical, photocopying, recording, broadcasting or otherwise now known or herein after developed without the previous express consent by the copyright owner, except for reproduction in daily press and regular printed publications on sale to the public within 60 days of the event related to those data/results and always provided that copyright symbol appears together as follows below.

© DORNA, 2022

Official MotoGP Timing by TISSOT
www.motogp.com

Sachsenring, Friday, June 17, 2022