


4657 m.

GRAN PREMI MONSTER ENERGY DE CATALUNYA

Free Practice Nr. 2

Classification

6

		Rider	Nation	Team	Motorcycle	Time	Lap Total	Gap	Top Speed
1	28	Izan GUEVARA	SPA	Valresa GASGAS Aspar Team	GASGAS	1'48.979	10 18		239.4
2	7	Dennis FOGGIA	ITA	Leopard Racing	HONDA	1'49.002	16 17	0.023 0.023	246.5
3	24	Tatsuki SUZUKI	JPN	Leopard Racing	HONDA	1'49.067	10 11	0.088 0.065	244.8
4	6	Ryusei YAMANAKA	JPN	MT Helmets - MSI	KTM	1'49.159	15 15	0.180 0.092	244.3
5	27	Kaito TOBA	JPN	CIP Green Power	KTM	1'49.330	15 15	0.351 0.171	244.8
6	11	Sergio GARCIA	SPA	Valresa GASGAS Aspar Team	GASGAS	1'49.362	17 17	0.383 0.032	237.8
7	53	Deniz ÖNCÜ	TUR	Red Bull KTM Tech3	KTM	1'49.373	12 14	0.394 0.011	241.6
8	48	Ivan ORTOLÁ	SPA	Angeluss MTA Team	KTM	1'49.405	14 15	0.426 0.032	243.2
9	16	Andrea MIGNO	ITA	Rivacold Snipers Team	HONDA	1'49.486	15 15	0.507 0.081	236.3
10	54	Riccardo ROSSI	ITA	SIC58 Squadra Corse	HONDA	1'49.496	14 15	0.517 0.010	244.8
11	19	Scott OGDEN	GBR	VisionTrack Racing Team	HONDA	1'49.664	15 15	0.685 0.168	244.8
12	44	David MUÑOZ	SPA	BOE Motorsports	KTM	1'49.676	16 16	0.697 0.012	244.8
13	20	Lorenzo FELLON	FRA	SIC58 Squadra Corse	HONDA	1'49.680	12 14	0.701 0.004	239.4
14	99	Carlos TATAY	SPA	CFMOTO Racing PruestelGP	CFMOTO	1'49.737	15 16	0.758 0.057	242.1
15	66	Joel KELSO	AUS	CIP Green Power	KTM	1'49.756	14 14	0.777 0.019	239.4
16	18	Matteo BERTELLE	ITA	QJMotor Avintia Racing Team	KTM	1'49.771	13 14	0.792 0.015	241.6
17	17	John MCPHEE	GBR	Sterilgarda Husqvarna Max	HUSQVARNA	1'49.854	13 13	0.875 0.083	240.5
18	96	Daniel HOLGADO	SPA	Red Bull KTM Ajo	KTM	1'49.888	15 15	0.909 0.034	241.0
19	23	Elia BARTOLINI	ITA	QJMotor Avintia Racing Team	KTM	1'50.076	13 13	1.097 0.188	238.4
20	82	Stefano NEPA	ITA	Angeluss MTA Team	KTM	1'50.244	14 15	1.265 0.168	238.9
21	38	David SALVADOR	SPA	Sterilgarda Husqvarna Max	HUSQVARNA	1'50.442	15 15	1.463 0.198	243.7
22	43	Xavier ARTIGAS	SPA	CFMOTO Racing PruestelGP	CFMOTO	1'50.485	16 16	1.506 0.043	241.0
23	5	Jaume MASIA	SPA	Red Bull KTM Ajo	KTM	1'50.635	5 16	1.656 0.150	238.4
24	64	Mario AJI	INA	Honda Team Asia	HONDA	1'50.943	11 17	1.964 0.308	242.1
25	63	Syarifuddin AZMAN	MAL	VisionTrack Racing Team	HONDA	1'51.094	6 13	2.115 0.151	241.0
26	31	Adrian FERNANDEZ	SPA	Red Bull KTM Tech3	KTM	1'51.113	10 15	2.134 0.019	238.4
27	72	Taiyo FURUSATO	JPN	Honda Team Asia	HONDA	1'51.209	4 15	2.230 0.096	235.8
28	22	Ana CARRASCO	SPA	BOE Motorsports	KTM	1'51.692	15 15	2.713 0.483	238.4
29	70	Joshua WHATLEY	GBR	VisionTrack Racing Team	HONDA	1'52.038	7 12	3.059 0.346	234.7
30	89	Marcos URIARTE	SPA	Rivacold Snipers Team	HONDA	1'52.593	10 13	3.614 0.555	234.7
Not classified									
	10	Diogo MOREIRA	BRA	MT Helmets - MSI	KTM				

Practice condition: **Dry**Air: **29°**Humidity: **49%**Ground: **52°**

Fastest Lap:	Lap: 10	Izan GUEVARA	1'48.979	153.8 Km/h
Best Race Lap:	2021	Darryn BINDER	1'48.209	154.9 Km/h
All Time Lap Record:	2021	Gabriel RODRIGO	1'47.597	155.8 Km/h

The results are provisional until the end of the limit for protest and appeals.

Time limit for protest expires 30' after publication of the results - Time:

These data/results cannot be reproduced, stored and/or transmitted in whole or in part by any manner of electronic, mechanical, photocopying, recording, broadcasting or otherwise now known or herein after developed without the previous express consent by the copyright owner, except for reproduction in daily press and regular printed publications on sale to the public within 60 days of the event related to those data/results and always provided that copyright symbol appears together as follows below.

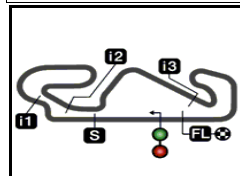
© DORNA, 2022

Official MotoGP Timing by TISSOT
www.motogp.com

Barcelona, Friday, June 03, 2022

moto3™






4657 m.

GRAN PREMI MONSTER ENERGY DE CATALUNYA

Free Practice Nr. 2

Combined Free Practice Times

7

	Rider	Nation	Team	MOTORCYCLE	FP1	FP2	Gap
1	28 I.GUEVARA	SPA	Valresa GASGAS Aspar Team	GASGAS	1'48.675	13 1'48.979	10
2	96 D.HOLGADO	SPA	Red Bull KTM Ajo	KTM	1'48.870	15 1'49.888	0.195 0.195
3	7 D.FOGGIA	ITA	Leopard Racing	HONDA	1'48.962	12 1'49.002	0.287 0.092
4	5 J.MASIA	SPA	Red Bull KTM Ajo	KTM	1'48.978	15 1'50.635	0.303 0.016
5	24 T.SUZUKI	JPN	Leopard Racing	HONDA	1'49.081	13 1'49.067	0.392 0.089
6	6 R.YAMANAKA	JPN	MT Helmets - MSI	KTM	1'49.595	13 1'49.159	0.484 0.092
7	16 A.MIGNO	ITA	Rivacold Snipers Team	HONDA	1'49.188	16 1'49.486	0.513 0.029
8	27 K.TOBA	JPN	CIP Green Power	KTM	1'49.516	15 1'49.330	0.655 0.142
9	11 S.GARCIA	SPA	Valresa GASGAS Aspar Team	GASGAS	1'49.392	15 1'49.362	0.687 0.032
10	53 D.ÖNCÜ	TUR	Red Bull KTM Tech3	KTM	1'49.919	10 1'49.373	0.698 0.011
11	48 I.ORTOLÁ	SPA	Angeluss MTA Team	KTM	1'49.949	16 1'49.405	0.730 0.032
12	99 C.TATAY	SPA	CFMOTO Racing PruestelGP	CFMOTO	1'49.451	16 1'49.737	0.776 0.046
13	44 D.MUÑOZ	SPA	BOE Motorsports	KTM	1'49.468	16 1'49.676	0.793 0.017
14	54 R.ROSSI	ITA	SIC58 Squadra Corse	HONDA	1'49.573	16 1'49.496	0.821 0.028
15	20 L.FELLON	FRA	SIC58 Squadra Corse	HONDA	1'49.611	14 1'49.680	0.936 0.115
16	19 S.OGDEN	GBR	VisionTrack Racing Team	HONDA	1'50.443	16 1'49.664	0.989 0.053
17	66 J.KELSO	AUS	CIP Green Power	KTM	1'49.704	14 1'49.756	1.029 0.040
18	38 D.SALVADOR	SPA	Sterilgarda Husqvarna Max	HUSQVARNA	1'49.757	15 1'50.442	1.082 0.053
19	18 M.BERTELLE	ITA	QJMotor Avintia Racing Team	KTM	1'51.188	18 1'49.771	1.096 0.014
20	17 J.MCPHEE	GBR	Sterilgarda Husqvarna Max	HUSQVARNA	1'50.386	13 1'49.854	1.179 0.083
21	23 E.BARTOLINI	ITA	QJMotor Avintia Racing Team	KTM	1'51.560	17 1'50.076	1.401 0.222
22	64 M.AJI	INA	Honda Team Asia	HONDA	1'50.126	11 1'50.943	1.451 0.050
23	82 S.NEPA	ITA	Angeluss MTA Team	KTM	1'50.259	13 1'50.244	1.569 0.118
24	31 A.FERNANDEZ	SPA	Red Bull KTM Tech3	KTM	1'50.399	10 1'51.113	1.724 0.155
25	43 X.ARTIGAS	SPA	CFMOTO Racing PruestelGP	CFMOTO	1'50.832	14 1'50.485	1.810 0.086
26	72 T.FURUSATO	JPN	Honda Team Asia	HONDA	1'50.578	16 1'51.209	1.903 0.093
27	63 S.AZMAN	MAL	VisionTrack Racing Team	HONDA	1'50.858	13 1'51.094	2.183 0.280
28	22 A.CARRASCO	SPA	BOE Motorsports	KTM	1'53.057	14 1'51.692	3.017 0.834
29	70 J.WHATLEY	GBR	VisionTrack Racing Team	HONDA	1'51.729	15 1'52.038	3.054 0.037
30	10 D.MOREIRA	BRA	MT Helmets - MSI	KTM	1'52.301	4	3.626 0.572
31	89 M.URIARTE	SPA	Rivacold Snipers Team	HONDA	1'53.873	12 1'52.593	3.918 0.292

Pole Position Record:	2021	Gabriel RODRIGO	1'47.597	155.8 Km/h
Best Race Lap:	2021	Darryn BINDER	1'48.209	154.9 Km/h
All Time Lap Record:	2021	Gabriel RODRIGO	1'47.597	155.8 Km/h

The results are provisional until the end of the limit for protest and appeals.

Time limit for protest expires 60' after publication of the results - Time:

These data/results cannot be reproduced, stored and/or transmitted in whole or in part by any manner of electronic, mechanical, photocopying, recording, broadcasting or otherwise now known or herein after developed without the previous express consent by the copyright owner, except for reproduction in daily press and regular printed publications on sale to the public within 60 days of the event related to those data/results and always provided that copyright symbol appears together as follows below.

© DORNA, 2022

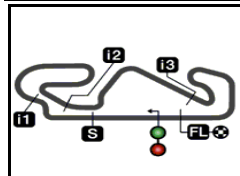
Official MotoGP Timing by TISSOT

www.motogp.com

Barcelona, Friday, June 03, 2022







4657 m.

GRAN PREMI MONSTER ENERGY DE CATALUNYA

Free Practice Nr. 2

Top Speed & Average

8



Rider	Nation	Motorcycle	Top 5 speeds					Average	Top
7 Dennis FOGGIA	ITA	HONDA	246.5	246.0	242.6	242.1	241.6	243.8	246.5
19 Scott OGDEN	GBR	HONDA	244.8	243.2	243.2	240.0	239.4	242.1	244.8
24 Tatsuki SUZUKI	JPN	HONDA	244.8	241.6	240.0	238.9	238.9	240.8	244.8
27 Kaito TOBA	JPN	KTM	244.8	239.4	238.4	237.3	236.8	238.9	244.8
44 David MUÑOZ	SPA	KTM	244.8	243.2	242.6	242.1	241.0	242.5	244.8
54 Riccardo ROSSI	ITA	HONDA	244.8	243.2	242.6	241.0	241.0	242.5	244.8
6 Ryusei YAMANAKA	JPN	KTM	244.3	242.6	240.5	240.0	237.3	240.9	244.3
38 David SALVADOR	SPA	HUSQVARNA	243.7	243.7	239.4	238.4	238.4	240.7	243.7
48 Ivan ORTOLÁ	SPA	KTM	243.2	240.5	233.7	232.2	231.7	234.6	243.2
64 Mario AJI	INA	HONDA	242.1	236.8	236.8	236.3	236.3	237.7	242.1
99 Carlos TATAY	SPA	CFMOTO	242.1	236.8	236.3	235.8	234.7	237.1	242.1
18 Matteo BERTELLE	ITA	KTM	241.6	240.0	240.0	234.2	233.7	237.2	241.6
53 Deniz ÖNCÜ	TUR	KTM	241.6	239.4	237.8	237.8	237.3	238.8	241.6
43 Xavier ARTIGAS	SPA	CFMOTO	241.0	239.4	237.8	237.3	236.3	238.0	241.0
63 Syarifuddin AZMAN	MAL	HONDA	241.0	237.8	236.3	235.8	234.7	236.7	241.0
96 Daniel HOLGADO	SPA	KTM	241.0	238.4	237.8	237.3	236.8	238.3	241.0
17 John MCPHEE	GBR	HUSQVARNA	240.5	239.4	239.4	237.8	237.3	238.9	240.5
20 Lorenzo FELLON	FRA	HONDA	239.4	238.9	238.4	238.4	236.8	238.4	239.4
28 Izan GUEVARA	SPA	GASGAS	239.4	238.9	238.9	237.8	236.8	238.1	239.4
66 Joel KELSO	AUS	KTM	239.4	238.9	238.4	238.4	236.8	238.4	239.4
82 Stefano NEPA	ITA	KTM	238.9	238.9	238.9	238.9	238.9	238.9	238.9
5 Jaume MASIA	SPA	KTM	238.4	238.4	237.3	237.3	236.8	237.5	238.4
22 Ana CARRASCO	SPA	KTM	238.4	237.8	236.3	236.3	235.8	236.9	238.4
23 Elia BARTOLINI	ITA	KTM	238.4	237.8	236.3	235.8	235.2	236.5	238.4
31 Adrian FERNANDEZ	SPA	KTM	238.4	235.8	235.2	235.2	233.7	235.7	238.4
11 Sergio GARCIA	SPA	GASGAS	237.8	236.3	235.8	234.7	234.7	235.9	237.8
16 Andrea MIGNO	ITA	HONDA	236.3	236.3	235.8	235.8	235.2	235.7	236.3
72 Taiyo FURUSATO	JPN	HONDA	235.8	234.2	232.7	232.7	232.2	233.5	235.8
70 Joshua WHATLEY	GBR	HONDA	234.7	233.7	230.7	229.7	229.7	231.7	234.7
89 Marcos URIARTE	SPA	HONDA	234.7	234.2	234.2	233.7	233.2	234.0	234.7

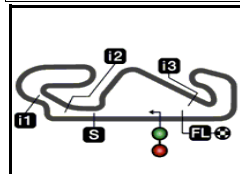
These data/results cannot be reproduced, stored and/or transmitted in whole or in part by any manner of electronic, mechanical, photocopying, recording, broadcasting or otherwise now known or herein after developed without the previous express consent by the copyright owner, except for reproduction in daily press and regular printed publications on sale to the public within 60 days of the event related to those data/results and always provided that copyright symbol appears together as follows below.

© DORNA, 2022

Official MotoGP Timing by TISSOT
www.motogp.com

Barcelona, Friday, June 03, 2022





4657 m.

GRAN PREMI MONSTER ENERGY DE CATALUNYA

Free Practice Nr. 2

Chronological Analysis of Performances

9

* Lap / Sector time cancelled

T1 Time from finish line to 1st intermediate

T3 Time from 2nd intermed. to 3rd intermed.

P Crossing the finish line in pit lane

T2 Time from 1st intermed. to 2nd intermed.

T4 Time from 3rd intermediate to finish line

Lap	Lap Time	T1	T2	T3	T4	Speed	Lap	Lap Time	T1	T2	T3	T4	Speed		
1st	28	Izan GUEVARA Valresa GASGAS Asp SPA						4	4'25.513	P	20.337	2'53.239	34.111	37.826	238.9
		Runs=1	Total laps=18	Full laps=10			5	13'45.328	*	22.021	34.790	23.487*	33.512	141.7	
1	4'00.247	20.736	34.959	23.301	33.394	153.1	6	1'50.622		20.376	34.071	23.180	32.995	237.8	
2	1'50.791	20.575	34.083	23.154	32.979	234.2	7	1'50.232		20.227	34.090	22.918	32.997	240.0	
3	1'50.101	20.386	33.838	23.070	32.807	235.8	8	1'51.543	P	20.49*	36.228	24.224	30.595	235.2	
4	1'50.652	*	20.324	34.134*	23.164	33.030	9	5'59.205	*	27.178	41.472	23.812	35.939*	145.3	
5	1'50.304	20.350	33.876	23.094	32.984	235.8	10	1'49.067		19.991	33.674	22.894	32.508	244.8	
6	1'50.406	20.372	33.908	23.133	32.993	235.2	11	1'49.290		20.053	33.722	22.995	32.520	241.6	
7	1'48.465	P	20.28*	34.590	23.209	30.381	234.2								
8	7'24.593	18.465	34.137	23.042	32.701	170.0	4th	6	Ryusei YAMANAKA MT Helmets - MSI JPN						
9	1'49.220	20.276	33.541	22.791	32.612	236.3			Runs=2	Total laps=15	Full laps=7				
10	1'48.979	20.092	33.604	22.808	32.475	237.8	1	2'58.429	22.645	36.118	25.001	35.178	140.6		
11	1'49.509	20.183	33.880	22.859	32.587	238.9	2	1'51.732	20.770	34.317	23.247	33.398	236.8		
12	1'49.331	20.244	33.617	22.829	32.641	236.3	3	1'50.888	20.210	34.235	23.323	33.120	242.6		
13	1'49.559	20.345	33.707	22.897	32.610	236.3	4	1'54.937	*	22.82*	35.689	23.140	33.288*	230.7	
14	1'49.390	20.183	33.667	22.916	32.624	236.8	5	1'51.097	*	20.545	34.166	23.153	33.233*	236.8	
15	1'52.852	*	21.60*	35.242	23.115	32.894	235.8	6	1'52.178	20.696	34.748	23.307	33.427	234.7	
16	1'55.074	*	20.292	36.144	23.113	35.525*	236.8	7	1'52.906	P	20.948	34.829	23.579*	33.550	237.3
17	1'49.909	*	20.19*	33.983	22.962	32.770	239.4	8	7'32.944	19.993	34.589	23.334	33.272	169.0	
18	1'51.608	*	20.50*	35.259	23.065	32.779	238.9	9	1'50.824	20.391	34.171	23.082	33.180	240.0	
							10	1'51.475	20.580	34.427	23.222	33.246	232.2		
2nd	7	Dennis FOGGIA Leopard Racing ITA						11	1'48.402	P	20.565	34.643	23.326	29.868	233.2
		Runs=1	Total laps=17	Full laps=11			12	7'39.997	19.758	34.618	23.385	43.891	170.8		
1	3'07.756	19.542	34.665	23.454	33.208	172.8	13	1'56.641	*	23.03*	37.043	23.122	33.441	227.8	
2	1'50.659	20.351	34.045	23.150	33.113	239.4	14	1'49.814	20.122	33.897	22.881	32.914	240.5		
3	1'50.635	20.346	34.210	23.209	32.870	240.0	15	1'49.159	20.101	33.561	22.941	32.556	244.3		
4	1'51.087	*	20.663	34.145	23.213*	33.066	246.5								
5	1'50.388	20.204	33.980	23.195	33.009	246.0	5th	27	Kaito TOBA CIP Green Power JPN						
6	1'50.393	*	20.289	33.983	23.187*	32.934	242.1			Runs=2	Total laps=15	Full laps=10			
7	1'50.404	20.299	33.944	23.307	32.854	239.4	1	3'01.212	21.921	35.999	24.250	34.514	157.2		
8	1'50.465	20.370	34.010	23.107	32.978	236.3	2	1'51.366	20.653	34.164	23.285	33.264	236.8		
9	1'50.215	20.272	33.960	23.052	32.931	237.3	3	1'51.029	20.425	34.097	23.330	33.177	237.3		
10	1'50.314	20.307	34.032	23.111	32.864	236.8	4	1'50.784	20.513	34.141	23.132	32.998	234.2		
11	1'49.998	20.277	33.842	23.049	32.830	237.8	5	1'50.841	20.472	34.132	23.125	33.112	236.8		
12	1'50.014	*	20.236	33.879	22.973	32.926*	238.4	6	1'49.419	P	20.564	34.087	24.196	30.572	231.7
13	1'49.856	P	20.27*	35.919	23.757	29.903	239.4	7	8'51.880	*	22.825	35.066	23.826*	33.458*	139.7
14	9'47.347	19.579	34.758	23.271	47.864	172.2	8	1'51.526	20.633	34.141	23.463	33.289	230.7		
15	1'49.492	20.453	33.597	22.941	32.501	241.6	9	1'51.236	20.627	34.111	23.343	33.155	231.2		
16	1'49.002	20.024	33.568	22.908	32.502	242.6	10	1'50.812	20.501	33.976	23.290	33.045	232.7		
17	1'49.177	20.202	33.614	22.832	32.529	237.8	11	1'48.293	P	20.592	34.237	23.273	30.191	231.7	
							12	6'34.486	20.458	35.595	23.477	37.721	162.4		
3rd	24	Tatsuki SUZUKI Leopard Racing JPN						13	1'49.662	20.306	33.624	23.007	32.725	239.4	
		Runs=2	Total laps=11	Full laps=4			14	1'49.472	20.080	33.768	22.859	32.765	244.8		
1	3'38.483	25.864	45.108	24.709	33.892	125.0	15	1'49.330	20.188	33.613	22.975	32.554	238.4		
2	1'50.955	*	20.461	34.125	23.180*	33.189	238.9								
3	1'51.016	*	20.331	34.259	23.247*	33.179	238.4								

Fastest Lap: Izan GUEVARA Valresa GASGAS Asp SPA **1'48.979** 20.092 33.604 22.808 32.475

These data/results cannot be reproduced, stored and/or transmitted in whole or in part by any manner of electronic, mechanical, photocopying, recording, broadcasting or otherwise now known or herein after developed without the previous express consent by the copyright owner, except for reproduction in daily press and regular printed publications on sale to the public within 60 days of the event related to those data/results and always provided that copyright symbol appears together as follows below.
© DORNA, 2022

Free Practice Nr. 2

Moto3

Lap	Lap Time	T1	T2	T3	T4	Speed	Lap	Lap Time	T1	T2	T3	T4	Speed	
6th	11	Sergio GARCIA Valresa GASGAS Asp SPA						9th	16	Andrea MIGNO Rivacold Snipers Tea ITA				
		Runs=2	Total laps=17	Full laps=8						Runs=2	Total laps=15	Full laps=7		
1	3'54.465	23.488	35.139	23.580	33.645	129.4	1	3'49.732 *	33.238	35.931	23.865	33.439*	78.7	
2	1'51.499 *	20.709	34.251	23.250	33.289*	233.2	2	1'51.552	20.631	34.480	23.266	33.175	233.2	
3	1'50.949	20.450	34.128	23.261	33.110	234.2	3	1'51.245 *	20.396	34.273	23.367*	33.209*	234.7	
4	1'51.072 *	20.407	34.290*	23.202	33.173*	234.2	4	1'56.113 *	20.422	37.403*	25.144	33.144	233.7	
5	1'51.043	20.471	34.157	23.268	33.147	233.2	5	1'50.681	20.354	34.135	23.214	32.978	235.8	
6	1'51.002	20.436	34.150	23.275	33.141	232.2	6	1'54.001 *	21.04*	36.573	23.336*	33.049*	234.7	
7	1'50.922	20.436	34.118	23.172	33.196	232.2	7	1'47.903 P	20.355	34.354	23.155	30.039	236.3	
8	1'50.760	20.422	34.104	23.199	33.035	232.2	8	7'29.430	19.277	35.701	23.375	33.217	171.7	
9	1'46.779 P	20.409	34.025	23.174	29.171	232.7	9	1'51.139	20.680	34.307	23.168	32.984	235.2	
10	5'46.154 *	18.705	34.545	23.360	33.350*	169.2	10	1'50.700	20.393	34.217	23.101	32.989	235.2	
11	1'51.204	20.409	34.298	23.351	33.146	234.7	11	1'50.547	20.382	34.139	23.119	32.907	235.2	
12	1'51.084	20.429	34.235	23.244	33.176	234.7	12	1'49.500 P	20.687	35.265	23.452	30.096	234.7	
13	1'46.913 P	20.450	34.273	23.227	28.963	234.2	13	7'09.369	26.303	36.527	23.430	37.143	165.1	
14	5'22.180	23.083	38.453	23.300	32.900	155.1	14	1'49.607	20.329	33.707	22.928	32.643	235.8	
15	1'49.690 *	20.333	33.622	23.037	32.698*	235.8	15	1'49.486	20.147	33.750	23.052	32.537	236.3	
16	1'49.536 *	20.21*	33.687	23.043*	32.587	236.3								
17	1'49.362	20.136	33.676	22.964	32.586	237.8								
7th	53	Deniz ÖNCÜ Red Bull KTM Tech3 TUR						10th	54	Riccardo ROSSI SIC58 Squadra Corse ITA				
		Runs=2	Total laps=14	Full laps=6						Runs=2	Total laps=15	Full laps=7		
1	2'43.063	22.719	34.777	23.592	33.406	135.0	1	2'59.006	22.487	36.283	25.188	34.935	132.0	
2	1'51.038	20.630	34.175	23.224	33.009	237.8	2	1'51.737 *	20.486	34.444	23.306	33.501*	243.2	
3	1'51.030	20.403	34.267	23.259	33.101	237.3	3	1'57.416	20.389	34.458	24.263	38.306	241.0	
4	1'50.917	20.283	34.146	23.307	33.181	241.6	4	1'51.112	20.287	34.252	23.290	33.283	242.6	
5	1'49.349 P	20.570	34.498*	23.367	30.914	233.2	5	1'53.614 *	19.93*	36.755	23.456	33.471*	241.0	
6	11'29.444 *	21.583	34.536	23.527*	33.454	163.3	6	1'51.206	20.348	34.056	23.333	33.469	238.4	
7	1'51.505 *	20.566	34.054	23.404*	33.481	233.2	7	1'51.205 P	20.544	35.216	24.231	31.214	234.2	
8	1'51.219 *	20.445	34.202	23.275	33.297*	234.2	8	7'09.443	20.260	34.833	23.469	33.380	154.2	
9	1'51.152	20.413	34.228	23.283	33.228	234.7	9	1'55.418	20.578	34.205	23.582	37.053	233.7	
10	1'46.988 P	20.517	34.280	23.436*	28.755	233.2	10	1'50.878	20.307	34.199	23.251	33.121	240.5	
11	6'04.467 *	18.698	34.426	23.079*	43.654	172.2	11	1'51.111 P	20.10*	36.434	23.854	30.716	235.2	
12	1'49.373	20.224	33.614	22.880	32.655	239.4	12	7'59.067 *	18.916	34.844	24.014	47.290*	172.2	
13	1'49.785 *	20.263	33.666	22.913	32.943*	237.8	13	1'49.525 *	20.132	33.836	22.923*	32.634	244.8	
14	1'51.196	20.385	33.893	23.624	33.294	236.8	14	1'49.496	20.230	33.670	22.973	32.623	235.2	
							15	1'54.830	20.786	36.439	23.761	33.844	239.4	
8th	48	Ivan ORTOLÁ Angeluss MTA Team SPA						11th	19	Scott OGDEN VisionTrack Racing T GBR				
		Runs=2	Total laps=15	Full laps=8						Runs=2	Total laps=15	Full laps=10		
1	2'31.458	21.444	36.174	23.975	35.834	155.6	1	3'08.100	26.152	38.033	23.843	33.395	137.0	
2	1'53.095	20.830	34.994	23.615	33.656	231.2	2	1'51.070	20.467	34.040	23.473	33.090	237.8	
3	1'52.592	20.903	34.660	23.406	33.623	231.2	3	1'51.067	20.472	34.117	23.474	33.004	236.3	
4	1'52.505	20.733	34.661	23.481	33.630	231.7	4	1'51.509	20.545	34.163	23.699	33.102	236.8	
5	1'53.267 *	20.759	35.040*	23.788	33.680	231.7	5	1'51.235	20.574	34.039	23.426	33.196	235.2	
6	1'59.172 *	20.791	34.590	24.079	39.712*	231.7	6	1'51.131	20.359	34.112	23.444	33.216	240.0	
7	1'48.155 P	20.601	34.369	23.386	29.799	233.7	7	1'50.313 P	20.614	34.653	23.544	31.502	232.7	
8	7'10.832 *	20.280	35.124	23.757	33.834*	156.0	8	7'30.773 *	28.316	34.930	23.470	32.929*	130.5	
9	1'52.243	20.878	34.396	23.488	33.481	230.7	9	1'51.815	20.415	34.366	23.372	33.662	238.9	
10	1'52.083	20.609	34.526	23.423	33.525	231.7	10	1'51.080	20.497	34.313	23.334	32.936	238.9	
11	1'51.749	20.560	34.395	23.403	33.391	232.2	11	1'48.071 P	20.448	34.252	23.616	29.755	239.4	
12	1'52.978 P	22.43*	36.426	23.896	30.222	230.7	12	7'45.392	21.692	34.687	23.363	49.336	164.8	
13	8'20.827	21.701	42.395	23.245	33.733	160.4	13	1'49.807	20.182	33.923	23.197	32.505	244.8	
14	1'49.405	20.314	33.639	22.962	32.490	240.5	14	1'49.808	20.287	33.847	23.119	32.555	243.2	
15	1'50.282	20.155	33.609	23.199	33.319	243.2	15	1'49.664	20.174	33.909	22.946	32.635	243.2	

Fastest Lap: Izan GUEVARA Valresa GASGAS Asp SPA **1'48.979** 20.092 33.604 22.808 32.475

These data/results cannot be reproduced, stored and/or transmitted in whole or in part by any manner of electronic, mechanical, photocopying, recording, broadcasting or otherwise now known or herein after developed without the previous express consent by the copyright owner, except for reproduction in daily press and regular printed publications on sale to the public within 60 days of the event related to those data/results and always provided that copyright symbol appears together as follows below.
© DORNA, 2022

Free Practice Nr. 2

Moto3

Lap	Lap Time	T1	T2	T3	T4	Speed	Lap	Lap Time	T1	T2	T3	T4	Speed
12th 44 David MUÑOZ BOE Motorsports SPA							15th 66 Joel KELSO CIP Green Power AUS						
		Runs=2	Total laps=16	Full laps=9					Runs=2	Total laps=14	Full laps=5		
1	2'58.696	24.153	36.387	25.361	36.830	139.7	1	2'43.788	22.467	34.836	23.517	33.640	136.3
2	1'51.279 *	20.633	34.277	23.101	33.268*	243.2	2	1'51.174	20.592	34.158	23.240	33.184	235.8
3	1'51.144	20.619	34.147	23.268	33.110	241.0	3	1'50.741	20.523	33.949	23.163	33.106	236.3
4	1'55.280	20.503	34.376	23.249	37.152	233.2	4	1'50.712	20.271	34.064	23.100	33.277	238.4
5	1'50.955	20.361	34.162	23.257	33.175	241.0	5	1'52.125 *	20.649	34.473*	23.307	33.696	236.8
6	1'51.806	20.487	34.417	23.314	33.588	242.1	6	1'51.239 P	20.513	34.488	25.224	31.014	233.7
7	1'52.867 *	20.750	35.255	23.575	33.287*	233.2	7	9'17.985	21.617	35.196	23.491	34.138	151.8
8	1'52.908 P	20.458	36.330	24.714	31.406	234.7	8	1'52.256	20.605	34.521	23.452	33.678	231.7
9	6'08.437	19.543	35.287	23.377	33.525	169.0	9	1'52.191 *	20.613	34.423	23.435	33.720*	232.2
10	1'51.814	20.561	34.435	23.371	33.447	235.8	10	1'53.490 P	21.70*	36.171	24.480	31.139	231.2
11	1'51.800	20.585	34.438	23.311	33.466	234.2	11	8'22.366	22.501	39.106	23.352	32.969	150.2
12	1'56.980 P	20.93*	37.239	24.282	34.526	234.2	12	1'52.973 *	20.149	33.994	23.022	35.808*	239.4
13	7'07.459	18.638	34.780	23.781	46.993	174.1	13	1'49.528 *	20.17*	33.686	22.942	32.726	238.9
14	1'49.839	20.211	33.849	23.124	32.655	244.8	14	1'49.756	20.139	33.646	22.942	33.029	238.4
15	1'49.763	20.313	33.675	22.973	32.802	242.6	16th 18 Matteo BERTELLE QJMotor Avintia Racin ITA						
16	1'49.676	20.251	33.771	23.058	32.596	240.0			Runs=2	Total laps=14	Full laps=8		
13th 20 Lorenzo FELLON SIC58 Squadra Corse FRA							17th 17 John MCPHEE Sterilgarda Husqvarna GBR						
		Runs=2	Total laps=14	Full laps=7					Runs=2	Total laps=13	Full laps=5		
1	2'42.680	21.206	35.270	23.573	33.484	150.2	1	3'34.346	22.135	53.007	24.963	34.410	155.3
2	1'51.477 *	20.550	34.412	23.266	33.249*	235.2	2	1'55.546	21.472	37.392	23.468	33.214	231.7
3	1'51.027	20.550	34.145	23.314	33.018	236.8	3	1'51.223	20.645	34.202	23.291	33.085	233.7
4	1'50.909	20.437	34.215	23.146	33.111	238.4	4	1'53.178	20.487	34.124	23.398	35.169	233.7
5	1'49.870 P	20.42*	35.233*	23.406	30.807	234.2	5	1'51.921	20.637	34.445	23.478	33.361	232.7
6	9'30.446 *	20.535	35.019	23.436*	33.453*	159.0	6	1'50.985 P	21.040	34.994	24.011*	30.940	228.8
7	1'51.894	20.708	34.528	23.362	33.296	232.2	7	8'57.560 *	19.547	35.982	23.731*	33.262	168.7
8	1'51.461	20.509	34.436	23.270	33.246	233.2	8	1'50.703	20.536	34.047	23.194	32.926	232.2
9	1'51.413	20.557	34.448	23.298	33.110	232.2	9	1'50.127	20.369	33.846	23.176	32.736	234.2
10	1'51.183 P	20.360	36.221	23.815	30.787	238.4	10	1'54.163 P	21.349	35.629	23.983	33.202	228.8
11	7'58.566 *	18.852	34.645	23.211*	43.806*	172.2	11	7'32.263	21.529	34.803	23.520	41.603	159.2
12	1'49.680	20.206	33.633	22.940	32.901	239.4	12	1'50.642	20.349	33.908	23.124	33.261	241.6
13	1'49.687	20.475	33.690	22.985	32.537	232.7	13	1'49.771	20.251	33.696	22.945	32.879	240.0
14	1'50.417 *	20.340	33.610	23.203	33.264*	238.9	14	1'49.557 *	20.214	33.634	22.958	32.751*	240.0
14th 99 Carlos TATAY CFMOTO Racing Pru SPA							18th 96 Daniel HOLGADO Red Bull KTM Ajo SPA						
		Runs=2	Total laps=16	Full laps=6					Runs=2	Total laps=15	Full laps=5		
1	3'02.750	21.744	36.368	24.708	33.565	150.4	1	2'40.864	24.212	36.375	23.820	33.857	122.3
2	1'51.126	20.560	34.243	23.278	33.045	236.8	2	1'54.550 *	20.674	34.351	23.238*	36.287	231.2
3	1'50.689 *	20.221*	34.249	23.289	32.925	242.1	3	1'50.731	20.405	34.041	23.278	33.007	237.3
4	1'50.692	20.388	34.099	23.226	32.979	236.3	4	1'50.361	20.280	33.838	23.087	33.156	238.4
5	1'50.482 *	20.416	33.983	23.113	32.970*	235.8							
6	1'46.324 P	20.463	34.044	23.264	28.553	234.2							
7	6'35.875	21.406	35.133	23.821	33.368	142.4							
8	1'50.314	20.643	33.793	23.167	32.711	228.8							
9	1'50.253	20.502	33.843	23.173	32.735	229.7							
10	1'50.182 *	20.412	33.847	23.221*	32.702*	231.2							
11	1'50.323	20.387	33.932	23.273	32.731	231.2							
12	1'50.252 *	20.423	33.925	23.167*	32.737	231.2							
13	1'48.474 P	20.432	33.972	24.088	29.982	231.2							
14	7'12.349	22.074	36.539	23.408	34.196	145.7							
15	1'49.737	20.420	33.709	23.089	32.519	234.7							
16	1'49.525 *	20.281	33.579	23.069	32.596*	233.2							

Fastest Lap: Izan GUEVARA Valresa GASGAS Asp SPA **1'48.979** 20.092 33.604 22.808 32.475

These data/results cannot be reproduced, stored and/or transmitted in whole or in part by any manner of electronic, mechanical, photocopying, recording, broadcasting or otherwise now known or herein after developed without the previous express consent by the copyright owner, except for reproduction in daily press and regular printed publications on sale to the public within 60 days of the event related to those data/results and always provided that copyright symbol appears together as follows below.
© DORNA, 2022



Free Practice Nr. 2

Moto3

Lap	Lap Time	T1	T2	T3	T4	Speed	Lap	Lap Time	T1	T2	T3	T4	Speed
5	1'50.597 *	20.239	34.105*	23.216	33.037	241.0	9	1'51.327	20.363	34.327	23.406	33.231	237.3
6	1'50.799 P	20.480	35.457	24.396	30.466	235.2	10	1'51.109	20.372	34.314	23.230	33.193	236.8
7	9'46.795	19.317	35.001	23.655	33.440	172.2	11	1'48.216 P	20.390	34.346	23.433*	30.047	236.3
8	1'52.130 *	20.557	34.246	23.440*	33.887	231.2	12	7'34.298	23.096	38.021	23.442	33.592	145.9
9	1'51.022	20.475	34.215	23.227	33.105	234.7	13	1'50.975 *	20.376	34.077	23.292	33.230*	239.4
10	1'50.948	20.314	34.177	23.162	33.295	237.8	14	1'51.833 *	20.34*	34.144	23.398	33.951	238.4
11	1'50.938 P	20.812	35.573	24.085	30.468	229.7	15	1'50.442	20.184	34.041	23.098	33.119	243.7
12	6'16.622	19.846	34.718	23.489	33.382	167.4	22nd 43 Xavier ARTIGAS CFMOTO Racing Pru SPA						
13	1'50.965 *	20.488	34.008	23.291	33.178*	231.2	Runs=2	Total laps=16	Full laps=8				
14	1'49.736 *	20.30*	33.747	22.896	32.791	236.8	1	2'59.262	22.297	36.170	25.192	35.038	131.5
15	1'49.888	20.215	33.825	23.091	32.757	234.7	2	1'51.604	20.558	34.261	23.371	33.414	237.3

19th 23	Elia BARTOLINI	QJMotor Avintia Racin	ITA	Runs=2	Total laps=13	Full laps=4
1	3'32.877	26.977	45.748	24.702	34.210	133.6
2	1'58.612 *	21.261	39.358	23.787*	34.206	232.2
3	1'51.161	20.645	34.065	23.317	33.134	236.3
4	1'50.737	20.470	33.991	23.367	32.909	237.8
5	1'51.887 P	21.28*	35.921	24.208	30.469	235.8
6	10'47.388	20.270	35.515	23.825	33.561	148.1
7	1'51.731 *	20.701	34.333	23.360*	33.337*	233.7
8	1'51.135	20.554	34.158	23.304	33.119	235.2
9	1'54.544 P	20.875	36.856	23.474*	33.339	238.4
10	7'28.676 *	19.873	34.904	23.413	41.573*	165.8
11	2'00.333 *	21.45*	38.383	24.064	36.429*	230.7
12	1'52.675 *	21.129	34.716	24.047	32.783*	229.7
13	1'50.076	20.389	33.835	22.965	32.887	235.2

20th 82	Stefano NEPA	Angeluss MTA Team	ITA	Runs=2	Total laps=15	Full laps=6
1	3'08.742	18.862	35.116	23.674	33.460	174.4
2	1'51.810 *	20.524	34.499	23.379*	33.408	238.9
3	1'51.793 *	20.476	34.485	23.432*	33.400*	238.4
4	1'51.643 *	20.390	34.463	23.379	33.411*	238.4
5	1'51.812	20.382	34.322	23.279	33.829	238.9
6	1'51.426	20.225	34.425	23.408	33.368	238.9
7	1'51.562	20.452	34.387	23.345	33.378	236.8
8	1'51.000 P	20.436	34.509	24.062*	31.993	236.3
9	9'28.284 *	19.802	34.514	23.499*	33.527*	170.8
10	1'51.806 *	20.460	34.519	23.294	33.533*	236.8
11	1'51.942	20.525	34.539	23.411	33.467	234.7
12	1'47.991 P	20.460	34.508	23.422	29.601	234.2
13	5'52.862 *	26.782	41.126	23.441*	40.815	104.7
14	1'50.244	20.328	33.879	23.132	32.905	238.9
15	1'50.586	20.292	33.959	23.263	33.072	238.9

21st 38	David SALVADOR	Sterilgarda Husqvarna	SPA	Runs=2	Total laps=15	Full laps=7
1	2'58.608	22.594	36.110	25.001	35.225	141.1
2	1'51.463	20.418	34.393	23.229	33.423	243.7
3	1'51.987	20.444	34.390	23.763	33.390	237.3
4	1'52.007 *	20.511	34.517	23.325	33.654*	238.4
5	1'51.767	20.643	34.594	23.202	33.328	234.2
6	1'51.367	20.514	34.182	23.271	33.400	236.8
7	1'51.286 P	20.620	35.295	23.955	31.416	233.7
8	8'03.642 *	26.084	35.247	23.330*	33.390	94.0

23rd 5	Jaume MASIA	Red Bull KTM Ajo	SPA	Runs=2	Total laps=16	Full laps=4
1	2'58.061	23.193	36.263	25.031	35.052	139.1
2	1'51.544 *	20.729	34.297	23.253	33.265*	233.7
3	1'57.882	20.491	34.672	24.897	37.822	236.3
4	1'51.004	20.390	34.102	23.189	33.323	237.3
5	1'50.635	20.343	34.038	23.120	33.134	237.3
6	1'56.480 *	21.10*	37.889	23.506*	33.982	236.8
7	1'47.562 P	20.358	33.984	23.082	30.138	238.4
8	7'58.175	19.887	34.892	23.484	33.395	164.6
9	1'51.270 *	20.388	34.159	23.425*	33.298*	234.7
10	1'50.672	20.393	34.080	23.136	33.063	233.7
11	1'50.933 *	20.374	34.096	23.265*	33.198	234.2
12	1'51.499 P	20.965	35.645	24.108	30.781	233.2
13	5'51.616	19.724	34.720	23.348	33.496	169.8
14	1'49.508 *	20.198	33.707	22.804	32.799*	238.4
15	1'50.136 *	20.23*	33.780	23.079	33.043	236.8
16	1'50.004 *	20.487	33.827	23.080*	32.610	232.2

24th 64	Mario AJI	Honda Team Asia	INA	Runs=1	Total laps=17	Full laps=8
1	3'03.010	20.617	36.440	24.753	33.589	159.0
2	1'51.236	20.553	34.195	23.298	33.190	236.8
3	1'53.646	20.535	34.287	23.385	35.439	236.3
4	1'51.606	20.608	34.550	23.280	33.168	236.3
5	1'50.943 *	20.387	34.101	23.268	33.187*	242.1
6	1'51.544	20.737	34.180	23.400	33.227	233.7
7	1'51.041	20.338	34.232	23.303	33.168	236.8
8	1'51.993	20.755	34.247	23.647	33.344	229.2

Fastest Lap: Izan GUEVARA Valresa GASGAS Asp SPA 1'48.979 20.092 33.604 22.808 32.475

These data/results cannot be reproduced, stored and/or transmitted in whole or in part by any manner of electronic, mechanical, photocopying, recording, broadcasting or otherwise now known or herein after developed without the previous express consent by the copyright owner, except for reproduction in daily press and regular printed publications on sale to the public within 60 days of the event related to those data/results and always provided that copyright symbol appears together as follows below.
© DORNA, 2022

Free Practice Nr. 2

Moto3

Lap	Lap Time	T1	T2	T3	T4	Speed	Lap	Lap Time	T1	T2	T3	T4	Speed		
9	1'49.668	P	21.176	34.661	23.869	29.962	221.7	11	1'51.477	P	20.82*	35.388	24.171	31.090	231.7
10	9'59.248		19.919	35.904	24.015	35.135	163.8	12	8'12.847	*	19.826	34.794	23.325*	38.599	171.1
11	1'50.943		20.569	33.979	23.296	33.099	231.2	13	1'51.520	*	20.534	34.208	23.504*	33.274	234.2
12	1'51.412	*	20.735	34.088	23.379	33.210*	228.3	14	1'50.791	*	20.690	33.971	23.112	33.018*	230.7
13	1'51.628	*	20.689	34.218	23.456*	33.265	227.8	15	1'51.234		20.584	33.771	23.610	33.269	235.8
14	1'51.341		20.770	34.288	23.336	32.947	225.4	28th 22 Ana CARRASCO BOE Motorsports SPA							
15	1'51.167	*	20.607	34.120	23.429	33.011*	229.7	Runs=2 Total laps=15 Full laps=10							
16	1'50.415	*	20.37*	33.920	23.222	32.901*	232.7	1	2'53.991		23.090	36.010	24.500	35.244	136.7
17	1'52.629	*	20.25*	35.036	23.824	33.511	235.2	2	1'54.390		21.104	35.153	23.838	34.295	229.2

25th 63 Syarifuddin AZMAN VisionTrack Racing T MAL							
		Runs=1	Total laps=13	Full laps=9			
1	2'59.517		27.921	38.861	25.192	35.065	97.8
2	1'51.825		20.706	34.282	23.589	33.248	237.8
3	1'57.061		20.830	34.185	23.890	38.156	234.7
4	1'51.182		20.666	34.166	23.299	33.051	236.3
5	1'51.427		20.527	34.169	23.508	33.223	241.0
6	1'51.094		20.610	34.011	23.342	33.131	235.8
7	1'51.655		20.656	34.208	23.549	33.242	234.2
8	1'51.257		20.625	34.138	23.429	33.065	231.7
9	1'50.382	P	21.014	35.092	24.061	30.215	225.9
10	17'00.698	*	22.004	35.412	23.702*	36.922	151.0
11	1'54.493		20.984	35.550	23.655	34.304	231.7
12	1'51.800		20.859	34.307	23.267	33.367	231.2
13	1'51.096	*	20.550	34.019	23.312	33.215*	234.7

26th 31 Adrian FERNANDEZ Red Bull KTM Tech3 SPA							
		Runs=2	Total laps=15	Full laps=6			
1	2'41.448		21.992	35.718	23.787	33.444	154.9
2	1'51.670		20.660	34.396	23.272	33.342	233.7
3	1'51.633		20.717	34.260	23.366	33.290	229.2
4	1'51.622		20.764	34.175	23.305	33.378	229.7
5	1'53.728	*	20.590	34.389*	23.405	35.344*	235.8
6	1'51.553		20.620	34.400	23.251	33.282	230.2
7	1'51.080	P	20.706	34.289	23.324	32.761	226.8
8	9'29.965	*	21.778	36.395	23.603	33.185*	154.7
9	1'55.226	*	20.559	34.348	23.265	37.054*	235.2
10	1'51.113		20.502	34.226	23.239	33.146	235.2
11	1'47.722	P	20.615	34.235	23.410	29.462	233.2
12	6'30.635		18.927	34.874	23.413	33.263	175.6
13	1'51.538	*	20.43*	34.368	23.244*	33.487*	238.4
14	1'51.579	*	20.63*	34.325	23.325	33.299	231.7
15	1'52.493		21.232	34.455	23.468	33.338	232.2

27th 72 Taiyo FURUSATO Honda Team Asia JPN							
		Runs=2	Total laps=15	Full laps=4			
1	2'39.426		21.244	35.817	23.942	34.046	152.1
2	1'52.132		20.895	34.435	23.403	33.399	231.2
3	1'51.814	*	20.762	34.184	23.423	33.445*	231.7
4	1'51.209		20.572	34.080	23.282	33.275	232.7
5	1'51.521	*	20.673	34.137*	23.292	33.419	232.2
6	1'54.239	P	21.97*	36.354	23.533*	32.377	230.7
7	7'17.582		20.863	35.306	23.664	33.875	166.9
8	1'51.774	*	20.847	34.208	23.359*	33.360	230.2
9	1'51.572	*	20.615	34.279	23.417*	33.261	231.7
10	1'51.530		20.646	34.185	23.407	33.292	232.7

28th 22 Ana CARRASCO BOE Motorsports SPA							
		Runs=2	Total laps=15	Full laps=10			
1	2'53.991		23.090	36.010	24.500	35.244	136.7
2	1'54.390		21.104	35.153	23.838	34.295	229.2
3	2'00.546		21.146	36.759	24.327	38.314	228.8
4	1'53.634		20.928	34.994	23.871	33.841	238.4
5	1'53.129		20.683	34.762	23.658	34.026	235.8
6	1'53.015		20.748	34.729	23.641	33.897	236.3
7	1'50.139	P	20.811	34.856	23.700	30.772	232.2
8	7'57.741		19.782	35.955	23.726	33.996	170.6
9	1'53.272		20.871	34.932	23.647	33.822	229.2
10	1'52.735		20.738	34.686	23.554	33.757	230.7
11	1'49.625	P	20.866	34.789	23.573	30.397	230.7
12	7'07.924		20.178	35.562	23.525	39.540	169.5
13	1'52.181		20.700	34.532	23.451	33.498	237.8
14	1'52.132		20.835	34.357	23.396	33.544	236.3
15	1'51.692		20.545	34.374	23.395	33.378	234.7

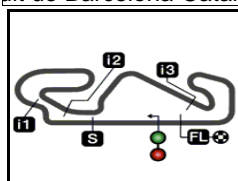
29th 70 Joshua WHATLEY VisionTrack Racing T GBR							
		Runs=3	Total laps=13	Full laps=3			
1	3'00.509		21.958	35.774	24.994	47.114	150.0
2	1'52.958	*	21.071	34.619	23.677	33.591*	229.7
3	1'54.349		21.238	34.556	23.498	35.057	229.7
4	1'52.119		20.908	34.401	23.390	33.420	227.8
5	1'51.782	*	20.575	34.207	23.581	33.419*	233.7
6	1'52.948	*	20.657	34.554	23.984	33.753*	230.7
7	1'52.038		20.794	34.423	23.454	33.367	228.3
8	1'54.228	P	22.18*	37.245	24.482	30.315	225.4
9	11'10.572		23.686	36.177	24.002	36.137	149.3
10	1'51.236	*	20.888	34.039	23.391	32.918*	224.5
11	1'51.406	P	20.680	35.625	24.259	30.842	227.3
12	3'57.677		20.958	34.744	23.521	47.496	155.3
	unfinished		20.699	34.059	23.398		234.7

30th 89 Marcos URIARTE Rivacold Snipers Tea SPA							
		Runs=2	Total laps=13	Full laps=3			
1	2'54.695	P	23.224	37.377	25.117	33.245	138.8
2	10'19.853	*	21.334	37.443	24.271	34.518*	158.3
3	1'54.348		20.940	35.161	23.932	34.315	233.7
4	1'54.173	*	21.075	35.210	23.830*	34.058	231.2
5	1'54.297	*	20.976	35.184	23.903*	34.234*	230.2
6	1'54.167	*	20.968	35.101	23.972*	34.126	229.7
7	1'53.294	P	20.81*	36.511	24.532	31.432	231.2
8	9'00.476		21.462	35.598	23.761	33.777	156.9
9	1'52.741		20.689	34.643	23.601	33.808	233.2
10	1'52.593		20.840	34.609	23.519	33.625	232.7
11	1'52.486	*	20.664	34.635	23.493	33.694*	234.2
12	1'52.670	*	20.65*	34.810	23.486	33.717	234.2
13	1'53.818	*	20.609	34.700	24.115	34.394*	234.7

Fastest Lap: Izan GUEVARA Valresa GASGAS Asp SPA **1'48.979** 20.092 33.604 22.808 32.475

These data/results cannot be reproduced, stored and/or transmitted in whole or in part by any manner of electronic, mechanical, photocopying, recording, broadcasting or otherwise now known or herein after developed without the previous express consent by the copyright owner, except for reproduction in daily press and regular printed publications on sale to the public within 60 days of the event related to those data/results and always provided that copyright symbol appears together as follows below.
© DORNA, 2022





4657 m.

GRAN PREMI MONSTER ENERGY DE CATALUNYA

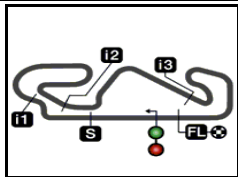
Free Practice Nr. 2

Best Partial Times

IT Ideal Lap Time, sum of the best partial times*BT* Best Lap Time

<i>T1</i>		<i>T2</i>		<i>T3</i>		<i>T4</i>				<i>IT</i>	<i>BT</i>	
Pos	Rider	Time	Rider	Time	Rider	Time	Rider	Time	Pos	Rider		
1	T.SUZUKI	19.991	I.GUEVARA	33.541	I.GUEVARA	22.791	I.GUEVARA	32.475	1	I.GUEVARA	1'48.899	1'48.979 (1)
2	D.FOGGIA	20.024	R.YAMANAKA	33.561	J.MASIA	22.804	I.ORTOLÁ	32.490	2	D.FOGGIA	1'48.925	1'49.002 (2)
3	K.TOBA	20.080	D.FOGGIA	33.568	D.FOGGIA	22.832	D.FOGGIA	32.501	3	T.SUZUKI	1'49.067	1'49.067 (3)
4	I.GUEVARA	20.092	C.TATAY	33.579	K.TOBA	22.859	S.OGDEN	32.505	4	R.YAMANAKA	1'49.099	1'49.159 (4)
5	R.YAMANAKA	20.101	I.ORTOLÁ	33.609	D.ÖNCÜ	22.880	T.SUZUKI	32.508	5	K.TOBA	1'49.106	1'49.330 (5)
6	R.ROSSI	20.132	L.FELLON	33.610	R.YAMANAKA	22.881	C.TATAY	32.519	6	I.ORTOLÁ	1'49.216	1'49.405 (8)
7	S.GARCIA	20.136	K.TOBA	33.613	T.SUZUKI	22.894	A.MIGNO	32.537	7	L.FELLON	1'49.293	1'49.680 (13)
8	J.KELSO	20.139	D.ÖNCÜ	33.614	D.HOLGADO	22.896	L.FELLON	32.537	8	S.GARCIA	1'49.308	1'49.362 (6)
9	A.MIGNO	20.147	S.GARCIA	33.622	A.MIGNO	22.928	K.TOBA	32.554	9	J.MASIA	1'49.319	1'50.635 (23)
10	I.ORTOLÁ	20.155	M.BERTELLE	33.634	L.FELLON	22.940	R.YAMANAKA	32.556	9	A.MIGNO	1'49.319	1'49.486 (9)
11	S.OGDEN	20.174	J.MCPHEE	33.636	J.KELSO	22.942	S.GARCIA	32.586	11	D.ÖNCÜ	1'49.373	1'49.373 (7)
12	D.SALVADOR	20.184	J.KELSO	33.646	M.BERTELLE	22.945	D.MUÑOZ	32.596	12	R.ROSSI	1'49.398	1'49.496 (10)
13	J.MASIA	20.198	R.ROSSI	33.670	S.OGDEN	22.946	J.MASIA	32.610	13	C.TATAY	1'49.448	1'49.737 (14)
14	L.FELLON	20.206	T.SUZUKI	33.674	I.ORTOLÁ	22.962	R.ROSSI	32.623	14	J.KELSO	1'49.453	1'49.756 (15)
15	D.MUÑOZ	20.211	D.MUÑOZ	33.675	S.GARCIA	22.964	D.ÖNCÜ	32.655	15	D.MUÑOZ	1'49.455	1'49.676 (12)
16	M.BERTELLE	20.214	X.ARTIGAS	33.695	E.BARTOLINI	22.965	X.ARTIGAS	32.693	16	S.OGDEN	1'49.472	1'49.664 (11)
17	D.HOLGADO	20.215	J.MASIA	33.707	D.MUÑOZ	22.973	J.MCPHEE	32.724	17	M.BERTELLE	1'49.529	1'49.771 (16)
18	D.ÖNCÜ	20.224	A.MIGNO	33.707	R.ROSSI	22.973	J.KELSO	32.726	18	J.MCPHEE	1'49.593	1'49.854 (17)
19	S.NEPA	20.225	D.HOLGADO	33.747	J.MCPHEE	22.979	M.BERTELLE	32.736	19	D.HOLGADO	1'49.615	1'49.888 (18)
20	J.MCPHEE	20.254	T.FURUSATO	33.771	C.TATAY	23.069	D.HOLGADO	32.757	20	X.ARTIGAS	1'49.794	1'50.485 (22)
21	C.TATAY	20.281	E.BARTOLINI	33.835	D.SALVADOR	23.098	E.BARTOLINI	32.887	21	E.BARTOLINI	1'50.076	1'50.076 (19)
22	X.ARTIGAS	20.286	S.OGDEN	33.847	T.FURUSATO	23.112	S.NEPA	32.905	22	S.NEPA	1'50.141	1'50.244 (20)
23	M.AJI	20.338	S.NEPA	33.879	X.ARTIGAS	23.120	M.AJI	32.947	23	M.AJI	1'50.427	1'50.943 (24)
24	E.BARTOLINI	20.389	M.AJI	33.920	S.NEPA	23.132	S.AZMAN	33.051	24	D.SALVADOR	1'50.442	1'50.442 (21)

These data/results cannot be reproduced, stored and/or transmitted in whole or in part by any manner of electronic, mechanical, photocopying, recording, broadcasting or otherwise now known or herein after developed without the previous express consent by the copyright owner, except for reproduction in daily press and regular printed publications on sale to the public within 60 days of the event related to those data/results and always provided that copyright symbol appears together as follows below.
© DORNA, 2022



4657 m.

GRAN PREMI MONSTER ENERGY DE CATALUNYA

Free Practice Nr. 2

Best Partial Times

Moto3™

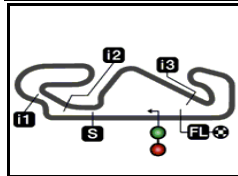
IT Ideal Lap Time, sum of the best partial times*BT* Best Lap Time

T1			T2			T3			T4				
<i>Pos</i>	<i>Rider</i>	<i>Time</i>	<i>Rider</i>	<i>Time</i>	<i>Rider</i>	<i>Time</i>	<i>Rider</i>	<i>Time</i>	<i>Pos</i>	<i>Rider</i>	<i>IT</i>	<i>BT</i>	
25	A.FERNANDEZ	20.502	S.AZMAN	34.011	M.AJI	23.222	D.SALVADOR	33.119	25	T.FURUSATO	1'50.678	1'51.209 (27)	
26	S.AZMAN	20.527	J.WHATLEY	34.039	A.FERNANDEZ	23.239	A.FERNANDEZ	33.146	26	S.AZMAN	1'50.856	1'51.094 (25)	
27	T.FURUSATO	20.534	D.SALVADOR	34.041	S.AZMAN	23.267	T.FURUSATO	33.261	27	A.FERNANDEZ	1'51.062	1'51.113 (26)	
28	A.CARRASCO	20.545	A.FERNANDEZ	34.175	J.WHATLEY	23.390	J.WHATLEY	33.367	28	J.WHATLEY	1'51.371	1'52.038 (29)	
29	J.WHATLEY	20.575	A.CARRASCO	34.357	A.CARRASCO	23.395	A.CARRASCO	33.378	29	A.CARRASCO	1'51.675	1'51.692 (28)	
30	M.URIARTE	20.609	M.URIARTE	34.609	M.URIARTE	23.486	M.URIARTE	33.625	30	M.URIARTE	1'52.329	1'52.593 (30)	

These data/results cannot be reproduced, stored and/or transmitted in whole or in part by any manner of electronic, mechanical, photocopying, recording, broadcasting or otherwise now known or herein after developed without the previous express consent by the copyright owner, except for reproduction in daily press and regular printed publications on sale to the public within 60 days of the event related to those data/results and always provided that copyright symbol appears together as follows below.
© DORNA, 2022

Official MotoGP Timing by TISSOT
www.motogp.com






4657 m.

GRAN PREMI MONSTER ENERGY DE CATALUNYA

Free Practice Nr. 2

Fastest Laps Sequence

<i>Practice Time</i>	 <i>Rider</i>	<i>Nation</i>	<i>Motorcycle</i>	<i>Time</i>	<i>Km/h</i>	<i>Rider's Lap</i>
4'24.553	48 Ivan ORTOLÁ	SPA	KTM	1'53.095	148.2	2
4'31.558	72 Taiyo FURUSATO	JPN	HONDA	1'52.132	149.5	2
4'33.118	31 Adrian FERNANDEZ	SPA	KTM	1'51.670	150.1	2
4'34.101	53 Deniz ÖNCÜ	TUR	KTM	1'51.038	150.9	2
4'58.415	7 Dennis FOGGIA	ITA	HONDA	1'50.659	151.5	2
6'49.050	7 Dennis FOGGIA	ITA	HONDA	1'50.635	151.5	3
7'41.139	28 Izan GUEVARA	SPA	GASGAS	1'50.101	152.2	3
21'32.314	7 Dennis FOGGIA	ITA	HONDA	1'49.998	152.4	11
24'14.779	28 Izan GUEVARA	SPA	GASGAS	1'49.220	153.4	9
26'03.758	28 Izan GUEVARA	SPA	GASGAS	1'48.979	153.8	10

These data/results cannot be reproduced, stored and/or transmitted in whole or in part by any manner of electronic, mechanical, photocopying, recording, broadcasting or otherwise now known or herein after developed without the previous express consent by the copyright owner, except for reproduction in daily press and regular printed publications on sale to the public within 60 days of the event related to those data/results and always provided that copyright symbol appears together as follows below.

© DORNA, 2022

Official MotoGP Timing by TISSOT
www.motogp.com

Barcelona, Friday, June 03, 2022

