


5245 m.

GRAN PREMIO D'ITALIA OAKLEY
Qualifying Nr. 1
Classification

17

	Rider	Nation	Team	Motorcycle	Time	Lap	Total	Gap	Top Speed
1	49 Fabio DI GIANNANTONIO	ITA	Gresini Racing MotoGP	DUCATI	1'47.219	8	8		346.1
2	93 Marc MARQUEZ	SPA	Repsol Honda Team	HONDA	1'47.294	8	8	0.075 0.075	342.8
3	43 Jack MILLER	AUS	Ducati Lenovo Team	DUCATI	1'47.621	8	8	0.402 0.327	341.7
4	51 Michele PIRRO	ITA	Aruba.it Racing	DUCATI	1'48.209	8	8	0.990 0.588	343.9
5	88 Miguel OLIVEIRA	POR	Red Bull KTM Factory Racing	KTM	1'48.231	8	8	1.012 0.022	341.7
6	33 Brad BINDER	RSA	Red Bull KTM Factory Racing	KTM	1'48.255	7	7	1.036 0.024	338.5
7	36 Joan MIR	SPA	Team SUZUKI ECSTAR	SUZUKI	1'48.732	8	8	1.513 0.477	341.7
8	73 Alex MARQUEZ	SPA	LCR Honda CASTROL	HONDA	1'48.846	8	8	1.627 0.114	341.7
9	87 Remy GARDNER	AUS	Tech3 KTM Factory Racing	KTM	1'48.907	7	7	1.688 0.061	337.5
10	40 Darryn BINDER	RSA	WithU Yamaha RNF MotoGP Tea	YAMAHA	1'49.471	8	8	2.252 0.564	339.6
11	42 Alex RINS	SPA	Team SUZUKI ECSTAR	SUZUKI	1'50.266	8	8	3.047 0.795	341.7
12	32 Lorenzo SAVADORI	ITA	Aprilia Racing	APRILIA	1'50.270	6	6	3.051 0.004	337.5
13	21 Franco MORBIDELLI	ITA	Monster Energy Yamaha MotoGP	YAMAHA	1'55.369	6	7	8.150 5.099	329.2
14	12 Maverick VIÑALES	SPA	Aprilia Racing	APRILIA	1'56.479	6	6	9.260 1.110	331.2
15	25 Raul FERNANDEZ	SPA	Tech3 KTM Factory Racing	KTM	1'57.106	7	7	9.887 0.627	326.2
16	4 Andrea DOVIZIOSO	ITA	WithU Yamaha RNF MotoGP Tea	YAMAHA	1'57.671	6	6	10.452 0.565	328.2

Practice condition: **Wet**

Air: **26°**

Humidity: **65%**

Ground: **35°**

Fastest Lap:	Lap: 8	Fabio DI GIANNANTONIO	1'47.219	176.1 Km/h
Best Race Lap:	2021	Johann ZARCO	1'46.810	176.7 Km/h
All Time Lap Record:	2021	Fabio QUARTARARO	1'45.187	179.5 Km/h

The results are provisional until the end of the limit for protest and appeals.

Time limit for protest expires 30' after publication of the results - Time:

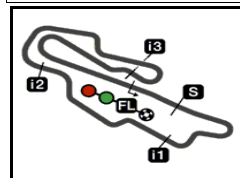
These data/results cannot be reproduced, stored and/or transmitted in whole or in part by any manner of electronic, mechanical, photocopying, recording, broadcasting or otherwise now known or herein after developed without the previous express consent by the copyright owner, except for reproduction in daily press and regular printed publications on sale to the public within 60 days of the event related to those data/results and always provided that copyright symbol appears together as follows below.

© DORNA, 2022

Official MotoGP Timing by TISSOT
 www.motogp.com

Mugello, Saturday, May 28, 2022





5245 m.

GRAN PREMIO D'ITALIA OAKLEY

Qualifying Nr. 1

Top Speed & Average

18



Rider	Nation	Motorcycle	Top 5 speeds					Average	Top
49 Fabio DI GIANNANTONIO	ITA	DUCATI	346.1	345.0	343.9	331.2	329.2	339.1	346.1
51 Michele PIRRO	ITA	DUCATI	343.9	342.8	342.8	338.5	333.3	340.3	343.9
93 Marc MARQUEZ	SPA	HONDA	342.8	341.7	339.6	325.3	324.3	334.7	342.8
36 Joan MIR	SPA	SUZUKI	341.7	340.6	331.2	331.2	321.4	331.3	341.7
42 Alex RINS	SPA	SUZUKI	341.7	340.6	337.5	332.3	330.2	336.5	341.7
43 Jack MILLER	AUS	DUCATI	341.7	340.6	340.6	336.4	336.4	339.1	341.7
73 Alex MARQUEZ	SPA	HONDA	341.7	339.6	332.3	331.2	326.2	332.9	341.7
88 Miguel OLIVEIRA	POR	KTM	341.7	340.6	328.2	324.3	324.3	331.8	341.7
40 Darryn BINDER	RSA	YAMAHA	339.6	339.6	339.6	334.3	329.2	336.5	339.6
33 Brad BINDER	RSA	KTM	338.5	336.4	335.4	334.3	334.3	335.8	338.5
32 Lorenzo SAVADORI	ITA	APRILIA	337.5	325.3	324.3	312.1	217.7	303.4	337.5
87 Remy GARDNER	AUS	KTM	337.5	330.2	323.3	321.4	307.6	324.0	337.5
12 Maverick VIÑALES	SPA	APRILIA	331.2	329.2	321.4	303.3	207.6	298.5	331.2
21 Franco MORBIDELLI	ITA	YAMAHA	329.2	327.2	325.3	325.3	321.4	325.7	329.2
4 Andrea DOVIZIOSO	ITA	YAMAHA	328.2	327.2	327.2	325.3	323.3	326.2	328.2
25 Raul FERNANDEZ	SPA	KTM	326.2	324.3	322.3	321.4	215.5	301.9	326.2

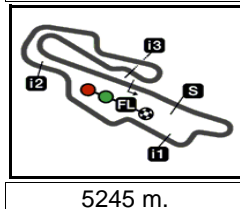
These data/results cannot be reproduced, stored and/or transmitted in whole or in part by any manner of electronic, mechanical, photocopying, recording, broadcasting or otherwise now known or herein after developed without the previous express consent by the copyright owner, except for reproduction in daily press and regular printed publications on sale to the public within 60 days of the event related to those data/results and always provided that copyright symbol appears together as follows below.

© DORNA, 2022

Official MotoGP Timing by TISSOT
www.motogp.com



Mugello, Saturday, May 28, 2022



5245 m.

GRAN PREMIO D'ITALIA OAKLEY

Qualifying Nr. 1

Chronological Analysis of Performances

19

* Lap / Sector time cancelled **T1** Time from finish line to 1st intermediate **T3** Time from 2nd intermed. to 3rd intermed.
P Crossing the finish line in pit lane **T2** Time from 1st intermed. to 2nd intermed. **T4** Time from 3rd intermediate to finish line
****** Tyre data subject to further updates

Lap	Lap Time	T1	T2	T3	T4	Speed	Lap	Lap Time	T1	T2	T3	T4	Speed
1st	49	Fabio DI GIANNANTON DUCATI ITA					7	1'48.318	25.120	22.922	35.791	24.485	341.7
		Gresini Racing MotoGP					8	1'47.621	25.061	22.729	35.474	24.357	340.6
Runs=1 Total laps=8 Full laps=5													
Run #	1	Front Tyre	Wet-Medium	Rear Tyre	Wet-Medium	New Tyre	4th 51 Michele PIRRO DUCATI ITA						
2 Laps at start							Aruba.it Racing						
Runs=1 Total laps=8 Full laps=5													
Run #	1	Front Tyre	Wet-Medium	Rear Tyre	Wet-Soft	New Tyre	Run #	1	Front Tyre	Wet-Medium	Rear Tyre	Wet-Soft	New Tyre
1	2'25.329	33.277	26.488	40.817	29.656	200.7	1	2'24.842	32.361	25.548	40.087	29.359	200.3
2	1'57.694	27.564	24.856	38.627	26.647	327.2	2	1'58.521	27.434	24.971	39.481	26.635	329.2
3	2'05.935	27.424	25.511	44.335	28.665	329.2	3	56.423 P	27.731				333.3
4	1'58.357 P	27.305	25.202	38.671	27.179	331.2	Run # 2 Front Tyre Slick-Soft Rear Tyre Slick-Soft New Tyre						
New Tyre							New Tyre						
5	1'59.324	31.404	24.989	37.472	25.459	206.5	4	2'03.143	32.442	26.160	38.287	26.254	188.8
6	1'49.764	25.797	23.492	35.647	24.828	346.1	5	1'52.840	26.180	24.549	36.777	25.334	338.5
7	1'47.649	25.138	22.971	35.097	24.443	345.0	6	1'49.947	25.761	23.593	35.740	24.853	342.8
8	1'47.219	25.012	22.791	35.188	24.228	343.9	7	1'48.594	25.478	22.917	35.444	24.755	343.9
							8	1'48.209	25.343	22.815	35.390	24.661	342.8
2nd	93	Marc MARQUEZ HONDA SPA					5th 88 Miguel OLIVEIRA KTM POR						
		Repsol Honda Team					Red Bull KTM Factory Racing						
Runs=1 Total laps=8 Full laps=5							Runs=1 Total laps=8 Full laps=5						
Run #	1	Front Tyre	Wet-Medium	Rear Tyre	Wet-Medium	New Tyre	Run #	1	Front Tyre	Wet-Medium	Rear Tyre	Wet-Medium	New Tyre
1 Laps at start							1 Laps at start						
1	2'17.527	32.111	26.897	40.684	27.221	202.2	1	2'22.683	32.636	25.822	40.403	29.263	215.5
2	1'58.553	27.547	25.428	38.871	26.707	324.3	2	1'55.380	27.089	24.454	37.790	26.047	324.3
3	1'57.531	27.381	25.038	38.584	26.528	323.3	3	2'09.905	27.197	28.566	46.228	27.914	328.2
4	2'11.355 P	30.703	28.108	44.887	27.657	325.3	4	1'56.631	27.143	24.827	38.476	26.185	324.3
New Tyre							New Tyre						
5	1'58.763	30.087	24.950	38.119	25.607	212.1	5	56.400 P	27.697				323.3
6	1'48.843	25.486	23.275	35.596	24.486	339.6	Run # 2 Front Tyre Slick-Medium Rear Tyre Slick-Soft New Tyre New Tyre						
7	1'48.240	25.138	22.677	35.736	24.689	342.8	6	1'58.840	31.555	24.731	37.295	25.259	216.4
8	1'47.294	25.056	22.528	35.461	24.249	341.7	7	1'50.030	25.945	23.565	35.980	24.540	340.6
3rd	43	Jack MILLER DUCATI AUS					6th 33 Brad BINDER KTM RSA						
		Ducati Lenovo Team					Red Bull KTM Factory Racing						
Runs=1 Total laps=8 Full laps=5							Runs=1 Total laps=7 Full laps=5						
Run #	1	Front Tyre	Wet-Medium	Rear Tyre	Wet-Medium	New Tyre	Run #	1	Front Tyre	missing data	Rear Tyre	missing data	New Tyre
1 Laps at start							** Laps at start ** Laps at start						
1	2'24.651	32.478	25.430	40.152	29.411	213.0	1	2'53.096 P	36.491	26.932	44.734	28.417	193.8
2	1'55.640	26.912	24.532	38.093	26.103	336.4	Run # 2 Front Tyre Slick-Medium Rear Tyre Slick-Soft New Tyre New Tyre						
3	1'56.418	26.714	24.805	38.605	26.294	336.4	2	2'04.280	32.606	26.267	39.329	26.078	204.1
4	1'56.859 P	26.794	24.783	38.340	26.942	331.2	3	1'52.402	26.255	24.294	36.588	25.265	334.3
New Tyre							** New Tyre ** New Tyre						
5	2'01.701	31.983	25.640	38.695	25.383	207.2	4	1'59.123	25.982	26.412	40.465	26.264	335.4
6	1'49.443	25.510	23.395	35.846	24.692	340.6							

Fastest Lap: Fabio DI GIANNANTONIO Gresini Racing MotoG ITA **1'47.219** 25.012 22.791 35.188 24.228

These data/results cannot be reproduced, stored and/or transmitted in whole or in part by any manner of electronic, mechanical, photocopying, recording, broadcasting or otherwise now known or herein after developed without the previous express consent by the copyright owner, except for reproduction in daily press and regular printed publications on sale to the public within 60 days of the event related to those data/results and always provided that copyright symbol appears together as follows below.
 © DORNA, 2022



Qualifying Nr. 1

MotoGP

Lap	Lap Time	T1	T2	T3	T4	Speed	Lap	Lap Time	T1	T2	T3	T4	Speed
5	2'11.653	26.156	27.789	50.314	27.394	334.3	2	1'59.824	28.296	25.648	38.982	26.898	328.2
6	1'50.589	25.887	23.971	35.914	24.817	336.4	3	1'59.516	27.685	25.550	39.501	26.780	334.3
7	1'48.255	25.415	23.091	35.165	24.584	338.5	4	2'01.728 P	27.719	25.560	39.322	29.127	329.2

7th 36 **Joan MIR** SUZUKI SPA
Team SUZUKI ECSTAR

Runs=1 Total laps=8 Full laps=5

Run #	1	Front Tyre	Wet-Medium	Rear Tyre	Wet-Medium	Speed
		3 Laps at start			3 Laps at start	
1	2'27.515	32.958	26.145	39.533	27.188	208.0
2	1'58.470	27.967	24.944	38.890	26.669	321.4
3	1'56.784	27.318	24.698	38.441	26.327	331.2
4	2'12.112 P	35.676	27.960	41.277	27.199	331.2

Run #	2	Front Tyre	Slick-Soft	Rear Tyre	Slick-Soft	Speed
		New Tyre		New Tyre		
5	2'05.406	31.998	27.114	39.990	26.304	216.8
6	1'55.058	27.539	24.887	37.286	25.346	321.4
7	1'50.163	25.981	23.474	35.910	24.798	340.6
8	1'48.732	25.624	23.086	35.474	24.548	341.7

8th 73 **Alex MARQUEZ** HONDA SPA
LCR Honda CASTROL

Runs=1 Total laps=8 Full laps=5

Run #	1	Front Tyre	Wet-Medium	Rear Tyre	Wet-Medium	Speed
		New Tyre		New Tyre		
1	2'18.411	32.553	26.539	40.548	27.371	204.9
2	1'59.160	28.051	25.619	38.842	26.648	326.2
3	2'06.158	27.665	28.031	43.616	26.846	332.3
4	1'57.941	27.463	25.131	38.848	26.499	331.2
5	58.144 P	28.630				326.2

Run #	2	Front Tyre	Slick-Medium	Rear Tyre	Slick-Soft	Speed
		New Tyre		New Tyre		
6	2'01.757	30.842	26.628	38.890	25.397	213.0
7	1'51.979	26.001	24.465	36.674	24.839	339.6
8	1'48.846	25.364	23.259	35.765	24.458	341.7

9th 87 **Remy GARDNER** KTM AUS
Tech3 KTM Factory Racing

Runs=1 Total laps=7 Full laps=4

Run #	1	Front Tyre	Wet-Medium	Rear Tyre	Wet-Soft	Speed
		3 Laps at start			New Tyre	
1	2'54.105	35.073	32.270	44.097	33.364	201.1
2	2'00.126	28.545	25.571	39.257	26.753	307.6
3	1'58.582	27.851	25.364	38.754	26.613	321.4
4	2'04.116 P	27.708	26.581	41.320	28.507	323.3

Run #	2	Front Tyre	Slick-Medium	Rear Tyre	Slick-Soft	Speed
		New Tyre		New Tyre		
5	2'09.630	32.473	26.800	43.251	27.106	203.3
6	1'51.029	26.183	23.877	36.091	24.878	330.2
7	1'48.907	25.639	23.124	35.389	24.755	337.5

10th 40 **Darryn BINDER** YAMAHA RSA
WithU Yamaha RNF MotoGP Team

Runs=1 Total laps=8 Full laps=5

Run #	1	Front Tyre	Wet-Medium	Rear Tyre	Wet-Medium	Speed
		New Tyre		New Tyre		
1	2'18.594	33.229	26.832	41.006	27.697	194.5

Run # 2 Front Tyre Slick-Soft Rear Tyre Slick-Soft
New Tyre New Tyre

5	2'03.824	31.660	26.588	39.312	26.264	206.1
6	1'53.849	26.778	24.429	37.175	25.467	339.6
7	1'51.510	26.239	23.782	36.233	25.256	339.6
8	1'49.471	25.706	23.249	35.914	24.602	339.6

11th 42 **Alex RINS** SUZUKI SPA
Team SUZUKI ECSTAR

Runs=1 Total laps=8 Full laps=5

Run #	1	Front Tyre	Wet-Medium	Rear Tyre	Wet-Medium	Speed
		New Tyre		New Tyre		
1	2'53.912	34.064	27.093	45.828	28.634	199.6
2	1'59.640	28.272	25.352	39.165	26.851	319.5
3	1'58.524	27.517	25.586	38.772	26.649	330.2
4	58.330 P	28.602				332.3

Run #	2	Front Tyre	Slick-Soft	Rear Tyre	Slick-Soft	Speed
		New Tyre		New Tyre		
5	2'10.897	33.037	28.654	41.892	27.314	195.6
6	1'58.419	27.561	25.799	39.104	25.955	340.6
7	1'52.540	26.428	24.219	36.724	25.169	341.7
8	1'50.266	25.988	23.510	36.031	24.737	337.5

12th 32 **Lorenzo SAVADORI** APRILIA ITA
Aprilia Racing

Runs=1 Total laps=6 Full laps=3

Run #	1	Front Tyre	Wet-Medium	Rear Tyre	Wet-Medium	Speed
		New Tyre		New Tyre		
1	2'54.035	33.625	27.142	42.008	30.945	203.7
2	2'01.207	28.514	25.350	40.761	26.582	312.1
3	1'58.202	27.595	25.029	39.036	26.542	325.3
4	2'03.197 P	27.463	26.166	41.804	27.764	324.3

Run #	2	Front Tyre	Slick-Medium	Rear Tyre	Slick-Soft	Speed
		New Tyre		New Tyre		
5	1'58.282	30.754	24.662	37.587	25.279	217.7
6	1'50.270	25.979	23.432	36.110	24.749	337.5

13th 21 **Franco MORBIDELLI** YAMAHA ITA
Monster Energy Yamaha MotoGP

Runs=2 Total laps=8 Full laps=4

Run #	1	Front Tyre	Wet-Medium	Rear Tyre	Wet-Medium	Speed
		New Tyre		New Tyre		
1	2'09.778	32.337	26.288	40.013	28.513	204.1
2	1'58.709	27.814	25.355	38.711	26.829	321.4
3	1'56.763	27.168	24.944	38.140	26.511	325.3
4	1'06.666 P	32.267				312.1

Run #	2	Front Tyre	Wet-Medium	Rear Tyre	Wet-Soft	Speed	
		4 Laps at start				New Tyre	
5	2'07.647	34.503	26.513	40.029	26.602	172.2	
6	1'55.369	26.882	24.481	37.820	26.186	325.3	
7	2'11.944	30.067	28.602	44.698	28.577	327.2	
		PIT	27.134	24.600	39.281	29.626	329.2

Fastest Lap: Fabio DI GIANNANTONIO Gresini Racing MotoG ITA **1'47.219** 25.012 22.791 35.188 24.228

These data/results cannot be reproduced, stored and/or transmitted in whole or in part by any manner of electronic, mechanical, photocopying, recording, broadcasting or otherwise now known or herein after developed without the previous express consent by the copyright owner, except for reproduction in daily press and regular printed publications on sale to the public within 60 days of the event related to those data/results and always provided that copyright symbol appears together as follows below.
© DORNA, 2022



Qualifying Nr. 1

MotoGP

Lap	Lap Time	T1	T2	T3	T4	Speed	Lap	Lap Time	T1	T2	T3	T4	Speed
-----	----------	----	----	----	----	-------	-----	----------	----	----	----	----	-------

14th 12 **Maverick VIÑALES** APRILIA SPA
Aprilia Racing

Runs=3 Total laps=7 Full laps=2

Run #	1	Front Tyre	Wet-Medium	Rear Tyre	Wet-Medium
		**	New Tyre	**	New Tyre

1	2'26.212	32.037	25.550	39.588	40.238	207.6
2	1'59.719	28.664	25.263	39.021	26.771	303.3
3	55.707 P	27.550				321.4

Run #	2	Front Tyre	Slick-Medium	Rear Tyre	Slick-Soft
		**	New Tyre	**	New Tyre

4	1'01.812 P	32.042				206.8
---	------------	--------	--	--	--	-------

Run #	3	Front Tyre	Wet-Medium	Rear Tyre	Wet-Medium
		**	3 Laps at start	**	3 Laps at start

5	2'02.861	31.424	25.500	39.305	26.632	206.1
6	1'56.479	27.231	24.468	38.496	26.284	329.2
	PIT	26.824				331.2

15th 25 **Raul FERNANDEZ** KTM SPA
Tech3 KTM Factory Racing

Runs=2 Total laps=7 Full laps=3

Run #	1	Front Tyre	Wet-Medium	Rear Tyre	Wet-Medium
		**	1 Laps at start	**	1 Laps at start

1	2'28.672	33.537	26.360	39.707	27.339	203.3
2	1'58.613	28.094	25.287	38.662	26.570	321.4
3	1'57.689	27.533	25.170	38.431	26.555	326.2
4	2'11.156 P	32.691	29.344	41.085	28.036	322.3

Run #	2	Front Tyre	missing data	Rear Tyre	missing data
		**	Laps at start	**	Laps at start

5	1'04.241 P	31.593				215.5
---	------------	--------	--	--	--	-------

Run #	3	Front Tyre	Wet-Medium	Rear Tyre	Wet-Medium
		**	5 Laps at start	**	5 Laps at start

6	2'04.652	33.531	25.863	38.605	26.653	204.1
7	1'57.106	27.440	25.100	38.143	26.423	324.3

16th 4 **Andrea DOVIZIOSO** YAMAHA ITA
WithU Yamaha RNF MotoGP Team

Runs=2 Total laps=7 Full laps=3

Run #	1	Front Tyre	Wet-Medium	Rear Tyre	Wet-Medium
			2 Laps at start		New Tyre

1	2'10.194	32.894	26.047	40.140	28.186	204.9
2	1'58.826	28.002	25.287	38.873	26.664	328.2
3	1'58.044	27.600	24.993	38.624	26.827	327.2
4	57.982 P	28.945				323.3

Run #	2	Front Tyre	Wet-Medium	Rear Tyre	Wet-Medium
			New Tyre		4 Laps at start

5	2'33.129	39.271	31.643	50.538	31.677	156.9
6	1'57.671	27.436	25.175	38.394	26.666	327.2
	PIT	27.362	24.970	38.869	30.039	325.3

Fastest Lap: Fabio DI GIANNANTONIO Gresini Racing MotoG ITA **1'47.219** 25.012 22.791 35.188 24.228

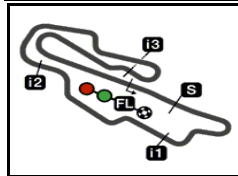
These data/results cannot be reproduced, stored and/or transmitted in whole or in part by any manner of electronic, mechanical, photocopying, recording, broadcasting or otherwise now known or herein after developed without the previous express consent by the copyright owner, except for reproduction in daily press and regular printed publications on sale to the public within 60 days of the event related to those data/results and always provided that copyright symbol appears together as follows below.
© DORNA, 2022

Official MotoGP Timing by **TISSOT**
www.motogp.com

Mugello, Saturday, May 28, 2022

Page 3 of 3





5245 m.

GRAN PREMIO D'ITALIA OAKLEY

After the Qualifying Nr. 1

Event Best Maximum Speed



Rider	Nation Team	Motorcycle	Km/h	
42 Alex RINS	SPA Team SUZUKI ECSTAR	SUZUKI	357.6	Free Practice Nr. 3
5 Johann ZARCO	FRA Prima Pramac Racing	DUCATI	357.6	Free Practice Nr. 3
88 Miguel OLIVEIRA	POR Red Bull KTM Factory Racing	KTM	356.4	Free Practice Nr. 3
73 Alex MARQUEZ	SPA LCR Honda CASTROL	HONDA	356.4	Free Practice Nr. 1
44 Pol ESPARGARO	SPA Repsol Honda Team	HONDA	356.4	Free Practice Nr. 3
23 Enea BASTIANINI	ITA Gresini Racing MotoGP	DUCATI	355.2	Free Practice Nr. 3
12 Maverick VIÑALES	SPA Aprilia Racing	APRILIA	354.0	Free Practice Nr. 3
33 Brad BINDER	RSA Red Bull KTM Factory Racing	KTM	354.0	Free Practice Nr. 2
36 Joan MIR	SPA Team SUZUKI ECSTAR	SUZUKI	354.0	Free Practice Nr. 2
40 Darryn BINDER	RSA WithU Yamaha RNF MotoGP Tea	YAMAHA	354.0	Free Practice Nr. 3
89 Jorge MARTIN	SPA Prima Pramac Racing	DUCATI	354.0	Free Practice Nr. 3
63 Francesco BAGNAIA	ITA Ducati Lenovo Team	DUCATI	354.0	Free Practice Nr. 3
72 Marco BEZZECCHI	ITA Mooney VR46 Racing Team	DUCATI	352.9	Free Practice Nr. 3
41 Aleix ESPARGARO	SPA Aprilia Racing	APRILIA	352.9	Free Practice Nr. 2
30 Takaaki NAKAGAMI	JPN LCR Honda IDEMITSU	HONDA	352.9	Free Practice Nr. 3
49 Fabio DI GIANNANTONIO	ITA Gresini Racing MotoGP	DUCATI	352.9	Free Practice Nr. 3
51 Michele PIRRO	ITA Aruba.it Racing	DUCATI	352.9	Free Practice Nr. 3
93 Marc MARQUEZ	SPA Repsol Honda Team	HONDA	352.9	Free Practice Nr. 3
32 Lorenzo SAVADORI	ITA Aprilia Racing	APRILIA	351.7	Free Practice Nr. 3
43 Jack MILLER	AUS Ducati Lenovo Team	DUCATI	350.6	Free Practice Nr. 3
10 Luca MARINI	ITA Mooney VR46 Racing Team	DUCATI	349.5	Free Practice Nr. 3
21 Franco MORBIDELLI	ITA Monster Energy Yamaha MotoGP	YAMAHA	349.5	Free Practice Nr. 3
20 Fabio QUARTARARO	FRA Monster Energy Yamaha MotoGP	YAMAHA	349.5	Free Practice Nr. 3
4 Andrea DOVIZIOSO	ITA WithU Yamaha RNF MotoGP Tea	YAMAHA	348.3	Free Practice Nr. 3
87 Remy GARDNER	AUS Tech3 KTM Factory Racing	KTM	348.3	Free Practice Nr. 3
25 Raul FERNANDEZ	SPA Tech3 KTM Factory Racing	KTM	347.2	Free Practice Nr. 3

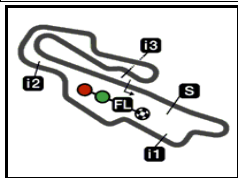
These data/results cannot be reproduced, stored and/or transmitted in whole or in part by any manner of electronic, mechanical, photocopying, recording, broadcasting or otherwise now known or herein after developed without the previous express consent by the copyright owner, except for reproduction in daily press and regular printed publications on sale to the public within 60 days of the event related to those data/results and always provided that copyright symbol appears together as follows below.

© DORNA, 2022

Official MotoGP Timing by TISSOT
www.motogp.com

Mugello, Saturday, May 28, 2022





5245 m.

GRAN PREMIO D'ITALIA OAKLEY

Qualifying Nr. 1

Best Partial Times

MotoGP™

IT Ideal Lap Time, sum of the best partial times*BT* Best Lap Time

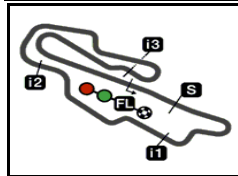
<i>T1</i>		<i>T2</i>		<i>T3</i>		<i>T4</i>				<i>IT</i>	<i>BT</i>	
Pos	Rider	Time	Rider	Time	Rider	Time	Rider	Time	Pos	Rider		
1	F.DI GIANNANTO	25.012	M.MARQUEZ	22.528	F.DI GIANNANTO	35.097	F.DI GIANNANTO	24.228	1	F.DI GIANNAN	1'47.128	1'47.219 (1)
2	M.MARQUEZ	25.056	J.MILLER	22.729	B.BINDER	35.165	M.MARQUEZ	24.249	2	M.MARQUEZ	1'47.294	1'47.294 (2)
3	J.MILLER	25.061	F.DI GIANNANTO	22.791	R.GARDNER	35.389	J.MILLER	24.357	3	J.MILLER	1'47.621	1'47.621 (3)
4	M.PIRRO	25.343	M.PIRRO	22.815	M.PIRRO	35.390	M.OLIVEIRA	24.361	4	M.PIRRO	1'48.209	1'48.209 (4)
5	A.MARQUEZ	25.364	M.OLIVEIRA	23.048	M.OLIVEIRA	35.452	A.MARQUEZ	24.458	5	M.OLIVEIRA	1'48.231	1'48.231 (5)
6	M.OLIVEIRA	25.370	J.MIR	23.086	M.MARQUEZ	35.461	J.MIR	24.548	6	B.BINDER	1'48.255	1'48.255 (6)
7	B.BINDER	25.415	B.BINDER	23.091	J.MIR	35.474	B.BINDER	24.584	7	J.MIR	1'48.732	1'48.732 (7)
8	J.MIR	25.624	R.GARDNER	23.124	J.MILLER	35.474	D.BINDER	24.602	8	A.MARQUEZ	1'48.846	1'48.846 (8)
9	R.GARDNER	25.639	D.BINDER	23.249	A.MARQUEZ	35.765	M.PIRRO	24.661	9	R.GARDNER	1'48.907	1'48.907 (9)
10	D.BINDER	25.706	A.MARQUEZ	23.259	D.BINDER	35.914	A.RINS	24.737	10	D.BINDER	1'49.471	1'49.471 (10)
11	L.SAVADORI	25.979	L.SAVADORI	23.432	A.RINS	36.031	L.SAVADORI	24.749	11	A.RINS	1'50.266	1'50.266 (11)
12	A.RINS	25.988	A.RINS	23.510	L.SAVADORI	36.110	R.GARDNER	24.755	12	L.SAVADORI	1'50.270	1'50.270 (12)
13	M.VIÑALES	26.824	M.VIÑALES	24.468	F.MORBIDELLI	37.820	F.MORBIDELLI	26.186	13	F.MORBIDELLI	1'55.369	1'55.369 (13)
14	F.MORBIDELLI	26.882	F.MORBIDELLI	24.481	R.FERNANDEZ	38.143	M.VIÑALES	26.284	14	M.VIÑALES	1'56.072	1'56.479 (14)
15	A.DOVIZIOSO	27.362	A.DOVIZIOSO	24.970	A.DOVIZIOSO	38.394	R.FERNANDEZ	26.423	15	R.FERNANDEZ	1'57.106	1'57.106 (15)
16	R.FERNANDEZ	27.440	R.FERNANDEZ	25.100	M.VIÑALES	38.496	A.DOVIZIOSO	26.664	16	A.DOVIZIOSO	1'57.390	1'57.671 (16)

These data/results cannot be reproduced, stored and/or transmitted in whole or in part by any manner of electronic, mechanical, photocopying, recording, broadcasting or otherwise now known or herein after developed without the previous express consent by the copyright owner, except for reproduction in daily press and regular printed publications on sale to the public within 60 days of the event related to those data/results and always provided that copyright symbol appears together as follows below.

© DORNA, 2022

Official MotoGP Timing by TISSOT
www.motogp.com






5245 m.

GRAN PREMIO D'ITALIA OAKLEY

Qualifying Nr. 1

Fastest Laps Sequence

<i>Practice Time</i>	 <i>Rider</i>	<i>Nation</i>	<i>Motorcycle</i>	<i>Time</i>	<i>Km/h</i>	<i>Rider's Lap</i>
4'08.487	21 Franco MORBIDELLI	ITA	YAMAHA	1'58.709	159.0	2
4'16.080	93 Marc MARQUEZ	SPA	HONDA	1'58.553	159.2	2
4'18.063	88 Miguel OLIVEIRA	POR	KTM	1'55.380	163.6	2
7'29.151	33 Brad BINDER	RSA	KTM	1'52.402	167.9	3
12'49.104	43 Jack MILLER	AUS	DUCATI	1'49.443	172.5	6
12'49.550	93 Marc MARQUEZ	SPA	HONDA	1'48.843	173.4	6
14'37.422	43 Jack MILLER	AUS	DUCATI	1'48.318	174.3	7
14'37.790	93 Marc MARQUEZ	SPA	HONDA	1'48.240	174.4	7
14'39.498	49 Fabio DI GIANNANTONI	ITA	DUCATI	1'47.649	175.4	7
16'25.043	43 Jack MILLER	AUS	DUCATI	1'47.621	175.4	8
16'25.084	93 Marc MARQUEZ	SPA	HONDA	1'47.294	175.9	8
16'26.717	49 Fabio DI GIANNANTONI	ITA	DUCATI	1'47.219	176.1	8

These data/results cannot be reproduced, stored and/or transmitted in whole or in part by any manner of electronic, mechanical, photocopying, recording, broadcasting or otherwise now known or herein after developed without the previous express consent by the copyright owner, except for reproduction in daily press and regular printed publications on sale to the public within 60 days of the event related to those data/results and always provided that copyright symbol appears together as follows below.

© DORNA, 2022

Official MotoGP Timing by **TISSOT**
www.motogp.com

Mugello, Saturday, May 28, 2022

