

5245 m.

GRAN PREMIO D'ITALIA OAKLEY
Free Practice Nr. 1
Classification

3

		<i>Rider</i>	<i>Nation</i>	<i>Team</i>	<i>Motorcycle</i>	<i>Time</i>	<i>Lap Total</i>	<i>Gap</i>	<i>Top Speed</i>
1	30	Takaaki NAKAGAMI	JPN	LCR Honda IDEMITSU	HONDA	1'46.662	18 19		347.2
2	41	Aleix ESPARGARO	SPA	Aprilia Racing	APRILIA	1'47.070	12 18	0.408 0.408	352.9
3	63	Francesco BAGNAIA	ITA	Ducati Lenovo Team	DUCATI	1'47.070	8 16	0.408	349.5
4	42	Alex RINS	SPA	Team SUZUKI ECSTAR	SUZUKI	1'47.071	10 20	0.409 0.001	351.7
5	23	Enea BASTIANINI	ITA	Gresini Racing MotoGP	DUCATI	1'47.186	13 17	0.524 0.115	355.2
6	12	Maverick VIÑALES	SPA	Aprilia Racing	APRILIA	1'47.191	15 18	0.529 0.005	351.7
7	43	Jack MILLER	AUS	Ducati Lenovo Team	DUCATI	1'47.315	18 20	0.653 0.124	350.6
8	44	Po ESPARGARO	SPA	Repsol Honda Team	HONDA	1'47.367	17 19	0.705 0.052	349.5
9	5	Johann ZARCO	FRA	Prima Pramac Racing	DUCATI	1'47.367	15 21	0.705	354.0
10	10	Luca MARINI	ITA	Mooney VR46 Racing Team	DUCATI	1'47.383	16 19	0.721 0.016	349.5
11	20	Fabio QUARTARARO	FRA	Monster Energy Yamaha MotoGP	YAMAHA	1'47.393	9 21	0.731 0.010	348.3
12	51	Michele PIRRO	ITA	Aruba.it Racing	DUCATI	1'47.432	4 16	0.770 0.039	348.3
13	73	Alex MARQUEZ	SPA	LCR Honda CASTROL	HONDA	1'47.562	17 20	0.900 0.130	356.4
14	72	Marco BEZZECCHI	ITA	Mooney VR46 Racing Team	DUCATI	1'47.584	9 19	0.922 0.022	350.6
15	36	Joan MIR	SPA	Team SUZUKI ECSTAR	SUZUKI	1'47.658	10 20	0.996 0.074	348.3
16	21	Franco MORBIDELLI	ITA	Monster Energy Yamaha MotoGP	YAMAHA	1'47.727	5 20	1.065 0.069	345.0
17	33	Brad BINDER	RSA	Red Bull KTM Factory Racing	KTM	1'47.746	20 20	1.084 0.019	351.7
18	88	Miguel OLIVEIRA	POR	Red Bull KTM Factory Racing	KTM	1'47.820	6 20	1.158 0.074	349.5
19	93	Marc MARQUEZ	SPA	Repsol Honda Team	HONDA	1'47.875	5 17	1.213 0.055	345.0
20	89	Jorge MARTIN	SPA	Prima Pramac Racing	DUCATI	1'47.903	16 17	1.241 0.028	351.7
21	4	Andrea DOVIZIOSO	ITA	WithU Yamaha RNF MotoGP Tea	YAMAHA	1'48.078	10 18	1.416 0.175	348.3
22	32	Lorenzo SAVADORI	ITA	Aprilia Racing	APRILIA	1'48.253	5 18	1.591 0.175	351.7
23	49	Fabio DI GIANNANTONIO	ITA	Gresini Racing MotoGP	DUCATI	1'48.335	7 17	1.673 0.082	348.3
24	40	Darryn BINDER	RSA	WithU Yamaha RNF MotoGP Tea	YAMAHA	1'48.910	18 18	2.248 0.575	354.0
25	25	Raul FERNANDEZ	SPA	Tech3 KTM Factory Racing	KTM	1'48.911	12 18	2.249 0.001	346.1
26	87	Remy GARDNER	AUS	Tech3 KTM Factory Racing	KTM	1'48.960	7 16	2.298 0.049	345.0

Practice condition: Dry
Air: 26°
Humidity: 60%
Ground: 33°

Fastest Lap:	Lap: 18	Takaaki NAKAGAMI	1'46.662	177 Km/h
Best Race Lap:	2021	Johann ZARCO	1'46.810	176.7 Km/h
All Time Lap Record:	2021	Fabio QUARTARARO	1'45.187	179.5 Km/h

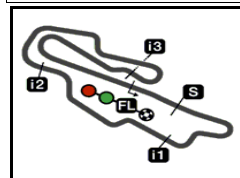
The results are provisional until the end of the limit for protest and appeals.

Time limit for protest expires 30' after publication of the results - Time:

These data/results cannot be reproduced, stored and/or transmitted in whole or in part by any manner of electronic, mechanical, photocopying, recording, broadcasting or otherwise now known or herein after developed without the previous express consent by the copyright owner, except for reproduction in daily press and regular printed publications on sale to the public within 60 days of the event related to those data/results and always provided that copyright symbol appears together as follows below.

© DORNA, 2022





5245 m.

GRAN PREMIO D'ITALIA OAKLEY

Free Practice Nr. 1

Top Speed & Average

4



Rider	Nation	Motorcycle	Top 5 speeds					Average	Top
73 Alex MARQUEZ	SPA	HONDA	356.4	352.9	352.9	351.7	350.6	352.2	356.4
23 Enea BASTIANINI	ITA	DUCATI	355.2	354.0	352.9	351.7	350.6	352.9	355.2
5 Johann ZARCO	FRA	DUCATI	354.0	351.7	350.6	350.6	350.6	351.5	354.0
40 Darryn BINDER	RSA	YAMAHA	354.0	351.7	350.6	348.3	348.3	349.9	354.0
41 Aleix ESPARGARO	SPA	APRILIA	352.9	352.9	351.7	350.6	349.5	351.2	352.9
12 Maverick VIÑALES	SPA	APRILIA	351.7	351.7	350.6	350.6	350.6	351.0	351.7
32 Lorenzo SAVADORI	ITA	APRILIA	351.7	350.6	349.5	347.2	347.2	349.2	351.7
33 Brad BINDER	RSA	KTM	351.7	349.5	348.3	348.3	347.2	349.0	351.7
42 Alex RINS	SPA	SUZUKI	351.7	351.7	351.7	351.7	350.6	351.5	351.7
89 Jorge MARTIN	SPA	DUCATI	351.7	348.3	347.2	347.2	345.0	347.9	351.7
43 Jack MILLER	AUS	DUCATI	350.6	349.5	349.5	347.2	347.2	348.8	350.6
72 Marco BEZZECCHI	ITA	DUCATI	350.6	349.5	347.2	347.2	346.1	347.2	350.6
10 Luca MARINI	ITA	DUCATI	349.5	347.2	347.2	346.1	346.1	347.2	349.5
44 Pol ESPARGARO	SPA	HONDA	349.5	349.5	348.3	348.3	348.3	348.8	349.5
63 Francesco BAGNAIA	ITA	DUCATI	349.5	349.5	348.3	348.3	347.2	348.1	349.5
88 Miguel OLIVEIRA	POR	KTM	349.5	349.5	347.2	347.2	347.2	348.1	349.5
4 Andrea DOVIZIOSO	ITA	YAMAHA	348.3	348.3	348.3	348.3	347.2	348.1	348.3
20 Fabio QUARTARARO	FRA	YAMAHA	348.3	347.2	347.2	347.2	347.2	347.4	348.3
36 Joan MIR	SPA	SUZUKI	348.3	348.3	347.2	346.1	345.0	346.4	348.3
49 Fabio DI GIANNANTONIO	ITA	DUCATI	348.3	347.2	346.1	346.1	346.1	346.8	348.3
51 Michele PIRRO	ITA	DUCATI	348.3	348.3	348.3	347.2	347.2	347.9	348.3
30 Takaaki NAKAGAMI	JPN	HONDA	347.2	346.1	343.9	343.9	343.9	344.8	347.2
25 Raul FERNANDEZ	SPA	KTM	346.1	345.0	345.0	343.9	343.9	344.8	346.1
21 Franco MORBIDELLI	ITA	YAMAHA	345.0	343.9	343.9	343.9	343.9	344.1	345.0
87 Remy GARDNER	AUS	KTM	345.0	343.9	342.8	342.8	341.7	343.0	345.0
93 Marc MARQUEZ	SPA	HONDA	345.0	345.0	345.0	345.0	342.8	343.9	345.0

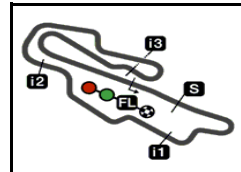
These data/results cannot be reproduced, stored and/or transmitted in whole or in part by any manner of electronic, mechanical, photocopying, recording, broadcasting or otherwise now known or herein after developed without the previous express consent by the copyright owner, except for reproduction in daily press and regular printed publications on sale to the public within 60 days of the event related to those data/results and always provided that copyright symbol appears together as follows below.

© DORNA, 2022

Official MotoGP Timing by TISSOT
www.motogp.com



Mugello, Friday, May 27, 2022



5245 m.

GRAN PREMIO D'ITALIA OAKLEY

Free Practice Nr. 1

Chronological Analysis of Performances

5

* Lap / Sector time cancelled

T1 Time from finish line to 1st intermedate

T3 Time from 2nd intermed. to 3rd intermed.

P Crossing the finish line in pit lane

T2 Time from 1st intermed. to 2nd intermed.

T4 Time from 3rd intermediate to finish line

**Tyre data subject to further updates

Lap	Lap Time	T1	T2	T3	T4	Speed	Lap	Lap Time	T1	T2	T3	T4	Speed	
1st	30	Takaaki NAKAGAMI HONDA JPN LCR Honda IDEMITSU						10	1'47.304	25.148	22.666	35.136	24.354	348.3
							11	1'55.701	25.403	26.913	37.582	25.803	349.5	
							12	1'47.070	25.256	22.685	35.025	24.104	346.1	
							13	59.021 P	29.334				352.9	
							Runs=2 Total laps=19 Full laps=14							
Run # 1	Front Tyre	missing data	Rear Tyre	missing data										
					New Tyre	New Tyre								
1	2'46.187	35.446	25.865	37.816	25.304	170.6								
2	1'49.782	26.173	23.387	35.597	24.625	341.7								
3	1'55.812	26.643	26.422	38.209	24.538	347.2								
4	1'47.976	25.261	23.066	35.203	24.446	341.7								
5	1'48.175	25.567	22.965	35.204	24.439	337.5								
6	1'47.350	25.152	22.774	35.126	24.298	343.9								
7	59.015 P	27.315				346.1								
Run # 2	Front Tyre	missing data	Rear Tyre	missing data										
					New Tyre	New Tyre								
8	2'00.082	34.051	24.778	36.362	24.891	166.6								
9	1'48.676	25.927	23.029	35.287	24.433	341.7								
10	1'47.349	25.125	22.755	35.086	24.383	343.9								
11	1'47.281	25.113	22.830	35.024	24.314	341.7								
12	1'56.291	29.667	25.906	36.132	24.586	342.8								
13	1'47.040	25.119	22.713	34.882	24.326	343.9								
14	56.325 P	26.782				341.7								
Run # 3	Front Tyre	missing data	Rear Tyre	missing data										
					New Tyre	New Tyre								
15	2'01.584	35.908	24.999	36.057	24.620	162.4								
16	1'51.969	28.231	23.616	35.652	24.470	343.9								
17	1'48.229	24.895	23.515	35.384	24.435	340.6								
18	1'46.662	24.880	22.544	34.995	24.243	340.6								
19	1'47.892	25.271	22.663	35.572	24.386	342.8								
2nd	41	Alex ESPARGARO APRILIA SPA Aprilia Racing												
							Runs=2 Total laps=18 Full laps=13							
Run # 1	Front Tyre	missing data	Rear Tyre	missing data										
					New Tyre	New Tyre								
1	2'46.412	30.854	24.239	36.404	24.650	207.2								
2	1'49.287	25.629	23.048	35.887	24.723	352.9								
3	1'54.612	29.345	23.796	36.984	24.487	351.7								
4	1'47.600	25.307	22.690	35.198	24.405	346.1								
5	1'47.744	25.243	22.687	35.458	24.356	346.1								
6	1'47.161	25.160	22.596	35.116	24.289	346.1								
7	56.186 P	28.244				347.2								
Run # 2	Front Tyre	missing data	Rear Tyre	missing data										
					New Tyre	New Tyre								
8	1'53.581	30.708	23.323	35.175	24.375	206.1								
9	1'47.501	25.103	22.963	35.178	24.257	346.1								
3rd	63	Francesco BAGNAIA DUCATI ITA Ducati Lenovo Team												
							Runs=2 Total laps=17 Full laps=13							
Run # 1	Front Tyre	missing data	Rear Tyre	missing data										
					New Tyre	New Tyre								
1	3'14.617	35.053	25.845	38.371	25.110	144.1								
2	1'49.692	25.685	23.411	35.979	24.617	348.3								
3	1'48.553	25.402	23.080	35.727	24.344	349.5								
4	1'50.700	26.624	23.755	35.835	24.486	349.5								
5	1'47.743	25.117	22.893	35.430	24.303	348.3								
6	1'53.363	27.626	24.042	36.726	24.969	347.2								
7	1'47.474	25.077	22.757	35.288	24.352	347.2								
8	1'47.070	24.982	22.729	35.144	24.215	347.2								
9	55.122 P	26.621				347.2								
Run # 2	Front Tyre	missing data	Rear Tyre	missing data										
					New Tyre	New Tyre								
10	2'02.158	36.051	23.955	37.404	24.748	132.0								
11	1'47.576	25.158	22.915	35.234	24.269	343.9								
12	1'47.162	24.959	22.788	35.176	24.239	342.8								
13	1'47.269	24.967	22.779	35.283	24.240	342.8								
14	1'47.337	25.102	22.774	35.274	24.187	340.6								
15	2'01.543	31.494	27.109	38.098	24.842	341.7								
16	1'55.397	25.122	29.506	36.410	24.359	341.7								
	PIT	25.000				341.7								
4th	42	Alex RINS SUZUKI SPA Team SUZUKI ECSTAR												
							Runs=2 Total laps=20 Full laps=15							
Run # 1	Front Tyre	missing data	Rear Tyre	missing data										
					New Tyre	New Tyre								
1	2'45.204	31.356	25.266	37.557	25.443	210.5								
2	1'50.440	26.123	23.446	36.088	24.783	346.1								
3	1'54.686	26.876	25.330	37.704	24.776	346.1								

Fastest Lap: Takaaki NAKAGAMI LCR Honda IDEMITS JPN **1'46.662** 24.880 22.544 34.995 24.243

These data/results cannot be reproduced, stored and/or transmitted in whole or in part by any manner of electronic, mechanical, photocopying, recording, broadcasting or otherwise now known or herein after developed without the previous express consent by the copyright owner, except for reproduction in daily press and regular printed publications on sale to the public within 60 days of the event related to those data/results and always provided that copyright symbol appears together as follows below.
© DORNA, 2022



Free Practice Nr. 1

MotoGP

Lap	Lap Time	T1	T2	T3	T4	Speed	Lap	Lap Time	T1	T2	T3	T4	Speed
4	1'48.288	25.743	22.869	35.228	24.448	345.0	5	1'47.512	24.995	22.744	35.423	24.350	350.6
5	1'47.423	25.180	22.742	35.189	24.312	351.7	6	1'47.662	25.111	22.694	35.398	24.459	351.7
6	1'47.628	25.156	22.774	35.308	24.390	351.7	7	52.699 P	25.025				351.7
7	54.865 P	27.228				348.3							
Run # 2	Front Tyre	missing data	Rear Tyre	missing data			Run # 2	Front Tyre	missing data	Rear Tyre	missing data		
		7 Laps at start		7 Laps at start					7 Laps at start		7 Laps at start		
8	1'56.072	31.285	23.816	36.211	24.760	168.7	8	1'56.024	30.971	24.194	36.094	24.765	204.5
9	1'47.975	25.473	22.958	35.203	24.341	349.5	9	1'47.698	25.141	22.828	35.375	24.354	347.2
10	1'47.071	25.097	22.725	35.029	24.220	351.7	10	1'50.459	25.034	24.151	36.647	24.627	350.6
11	1'47.262	25.152	22.737	35.153	24.220	347.2	11	1'48.195	25.090	22.778	35.961	24.366	350.6
12	1'56.389	26.714	23.601	38.007	28.067	348.3	12	1'48.150 P	25.093	22.831	35.503	24.723	348.3
13	1'56.960	25.598	24.713	42.060	24.589	335.4	Run # 3	Front Tyre	missing data	Rear Tyre	missing data		
14	1'47.257	25.119	22.953	34.998	24.187	351.7		New Tyre		New Tyre			
15	52.857 P	25.130				350.6	13	1'54.398	30.642	23.267	35.874	24.615	206.8
Run # 3	Front Tyre	missing data	Rear Tyre	missing data			14	1'47.480	25.167	22.716	35.273	24.324	343.9
		15 Laps at start		15 Laps at start			15	1'47.191	25.097	22.666	35.160	24.268	347.2
16	1'56.813	32.049	24.164	36.027	24.573	197.4	16	1'47.264	25.046	22.689	35.311	24.218	349.5
17	1'48.564	25.329	23.153	35.545	24.537	346.1	17	1'47.804	25.112	22.695	35.269	24.728	350.6
18	1'47.585	25.140	22.801	35.186	24.458	347.2	18	1'48.131	25.411	22.969	35.370	24.381	343.9
19	2'04.746	31.562	30.908	37.261	25.015	345.0							
20	1'48.192	25.327	22.876	35.525	24.464	346.1							

5th		23	Enea BASTIANINI	DUCATI	ITA	
			Gresini Racing MotoGP			
			Runs=1	Total laps=17	Full laps=14	
Run # 1	Front Tyre	missing data	Rear Tyre	missing data		
		New Tyre		New Tyre		
1	2'29.929	34.401	25.315	38.171	25.433	165.3
2	1'49.060	25.542	23.316	35.716	24.486	346.1
3	1'54.528	26.032	24.663	39.120	24.713	352.9
4	1'48.637	25.634	23.041	35.566	24.396	355.2
5	1'47.987	25.203	22.850	35.619	24.315	349.5
6	1'47.502	25.181	22.725	35.407	24.189	351.7
7	1'47.256	25.115	22.807	35.200	24.134	354.0
8	56.146 P	27.108				350.6
Run # 2	Front Tyre	missing data	Rear Tyre	missing data		
		New Tyre		8 Laps at start		
9	1'59.883	34.040	24.737	36.366	24.740	154.2
10	1'48.010	25.182	23.005	35.416	24.407	342.8
11	1'47.350	25.096	22.780	35.120	24.354	346.1
12	1'47.390	25.093	22.798	35.223	24.276	345.0
13	1'47.186	24.956	22.756	35.203	24.271	343.9
14	1'52.486	26.979	23.612	36.439	25.456	343.9
15	2'07.740	25.250	27.433	40.830	34.227	345.0
16	1'51.437	25.140	24.539	37.244	24.514	345.0
17	1'47.307	24.997	22.690	35.275	24.345	343.9

6th		12	Maverick VIÑALES	APRILIA	SPA	
			Aprilia Racing			
			Runs=2	Total laps=18	Full laps=13	
Run # 1	Front Tyre	missing data	Rear Tyre	missing data		
		New Tyre		New Tyre		
1	2'58.924	30.179	24.044	36.853	25.459	212.1
2	1'49.102	25.561	23.127	35.702	24.712	347.2
3	1'48.073	25.225	22.948	35.377	24.523	349.5
4	1'47.741	25.119	22.696	35.540	24.386	349.5

7th		43	Jack MILLER	DUCATI	AUS	
			Ducati Lenovo Team			
			Runs=1	Total laps=20	Full laps=17	
Run # 1	Front Tyre	missing data	Rear Tyre	missing data		
		New Tyre		New Tyre		
1	2'36.091	32.179	25.604	37.583	25.237	206.1
2	2'06.301	38.504	25.899	36.896	25.002	347.2
3	1'49.265	25.564	23.210	35.886	24.605	346.1
4	1'48.023	25.199	22.901	35.426	24.497	350.6
5	1'50.254	25.355	23.129	36.878	24.892	349.5
6	1'47.987	25.218	22.898	35.380	24.491	346.1
7	1'48.088	25.161	22.871	35.539	24.517	347.2
8	1'47.807	25.110	22.861	35.394	24.442	343.9
9	1'47.623	25.089	22.726	35.356	24.452	343.9
10	54.244 P	25.173*				345.0
Run # 2	Front Tyre	missing data	Rear Tyre	missing data		
		10 Laps at start		10 Laps at start		
11	2'02.655	36.692	24.209	36.786	24.968	153.8
12	1'50.735	25.184	24.796	36.087	24.668	342.8
13	1'47.897	25.043	22.896	35.392	24.566	342.8
14	1'47.901	25.037	22.854	35.466	24.544	343.9
15	1'56.806	25.112	24.899	41.671	25.124	341.7
16	1'58.795	25.104	22.915	41.664	29.112	343.9
17	1'47.726	25.172	22.832	35.307	24.415	343.9
18	1'47.315	25.034	22.697	35.337	24.247	342.8
19	2'02.592	32.621	24.496	39.788	25.687	349.5
20	1'48.352	25.101	22.959	35.636	24.656	343.9

8th		44	Poi ESPARGARO	HONDA	SPA	
			Repsol Honda Team			
			Runs=2	Total laps=19	Full laps=14	
Run # 1	Front Tyre	missing data	Rear Tyre	missing data		
		New Tyre		New Tyre		
1	2'22.117	31.726	25.208	37.593	25.051	211.3
2	1'50.403	25.858	23.769	36.225	24.551	346.1
3	1'48.402	25.434	23.014	35.543	24.411	348.3
4	1'47.849	25.302	22.883	35.418	24.246	348.3

Fastest Lap: Takaaki NAKAGAMI LCR Honda IDEMITS JPN 1'46.662 24.880 22.544 34.995 24.243

These data/results cannot be reproduced, stored and/or transmitted in whole or in part by any manner of electronic, mechanical, photocopying, recording, broadcasting or otherwise now known or herein after developed without the previous express consent by the copyright owner, except for reproduction in daily press and regular printed publications on sale to the public within 60 days of the event related to those data/results and always provided that copyright symbol appears together as follows below.
© DORNA, 2022

Official MotoGP Timing by TISSOT
www.motogp.com

Mugello, Friday, May 27, 2022

Page 2 of 7



Free Practice Nr. 1

MotoGP

Lap	Lap Time	T1	T2	T3	T4	Speed	Lap	Lap Time	T1	T2	T3	T4	Speed
5	1'56.943	26.699	25.962	39.727	24.555	349.5	1	3'12.337	35.841	25.171	37.159	25.543	140.9
6	1'48.020	25.313	22.820	35.585	24.302	349.5	2	1'50.440	25.842	23.696	35.899	25.003	342.8
7	1'47.517	25.236	22.801	35.191	24.289	347.2	3	1'48.920	25.563	23.136	35.543	24.678	343.9
8	56.401 P	28.621				324.3	4	1'53.172	27.325	23.821	37.495	24.531	342.8
Run # 2		Front Tyre missing data		Rear Tyre missing data			5	1'47.878	25.381	22.912	35.171	24.414	349.5
		8 Laps at start		8 Laps at start			6	1'03.166 P	30.952				347.2
9	1'54.143	30.191	23.581	35.745	24.626	207.2	Run # 2		Front Tyre missing data		Rear Tyre missing data		
10	1'48.870	25.196	23.520	35.621	24.533	348.3			6 Laps at start		6 Laps at start		
11	1'48.587	25.287	23.168	35.507	24.625	346.1	7	2'01.275	31.023	23.734	41.796	24.722	200.3
12	1'47.809	25.224	22.947	35.289	24.349	343.9	8	1'48.232	25.462	22.907	35.245	24.618	347.2
13	56.669 P	27.682				339.6	9	1'47.712	25.202	22.920	35.132	24.458	345.0
Run # 3		Front Tyre missing data		Rear Tyre missing data			10	1'47.893	25.184	22.832	35.216	24.661	346.1
		New Tyre		13 Laps at start			11	54.090 P	25.139				346.1
14	2'00.027	32.795	25.123	37.112	24.997	196.0	Run # 3		Front Tyre missing data		Rear Tyre missing data		
15	1'50.174	25.286	23.890	36.259	24.739	340.6			New Tyre		11 Laps at start		
16	1'47.550	25.241	22.861	35.065	24.383	340.6	12	1'58.395	32.563	24.323	36.351	25.158	151.2
17	1'47.367	25.064	22.772	35.216	24.315	340.6	13	1'48.958	25.558	23.139	35.546	24.715	339.6
18	2'00.346	29.628	26.466	38.933	25.319	334.3	14	1'47.874	25.304	22.870	35.194	24.506	338.5
19	1'47.637	25.168	22.815	35.296	24.358	339.6	15	1'47.721	25.099	22.949	35.261	24.412	342.8

9th 5 Johann ZARCO DUCATI FRA
 Prima Pramac Racing
 Runs=2 Total laps=21 Full laps=16

Run #	Front Tyre	missing data	Rear Tyre	missing data	Speed
		New Tyre			New Tyre
1	2'21.236	32.444	25.413	37.664	25.282 196.3
2	1'50.252	25.851	23.417	36.158	24.826 348.3
3	1'48.640	25.448	23.161	35.582	24.449 348.3
4	1'48.169	25.330	22.977	35.359	24.503 349.5
5	55.602 P	26.662			350.6

Run #	Front Tyre	missing data	Rear Tyre	missing data	Speed
		5 Laps at start			5 Laps at start
6	1'55.590	31.007	23.742	35.957	24.884 206.1
7	1'48.275	25.304	23.167	35.383	24.421 350.6
8	1'47.743	25.153	22.862	35.297	24.431 349.5
9	1'48.028	25.251	22.976	35.322	24.479 348.3
10	1'49.024	25.145	23.345	35.776	24.758 350.6
11	1'48.166	25.251	23.015	35.421	24.479 354.0
12	52.791 P	25.343			349.5

Run #	Front Tyre	missing data	Rear Tyre	missing data	Speed
		12 Laps at start			12 Laps at start
13	1'59.398	34.220	24.074	36.352	24.752 194.9
14	1'47.742	25.211	22.914	35.261	24.356 347.2
15	1'47.367	25.095	22.744	35.232	24.296 347.2
16	1'47.745	25.231	22.781	35.321	24.412 346.1
17	1'54.174	25.218	24.579	39.781	24.596 345.0
18	1'47.842	25.165	22.758	35.494	24.425 345.0
19	1'58.635	25.733	23.251	40.388	29.263 345.0
20	1'47.804	25.289	22.769	35.268	24.478 351.7
21	1'48.834	25.172	23.037	35.937	24.688 343.9

10th 10 Luca MARINI DUCATI ITA
 Mooney VR46 Racing Team
 Runs=2 Total laps=19 Full laps=14

Run #	Front Tyre	missing data	Rear Tyre	missing data	Speed
		New Tyre			New Tyre
1					

11th 20 Fabio QUARTARARO YAMAHA FRA
 Monster Energy Yamaha MotoGP
 Runs=1 Total laps=21 Full laps=18

Run #	Front Tyre	missing data	Rear Tyre	missing data	Speed
		New Tyre			New Tyre
1	3'18.774	31.846	24.953	37.102	25.209 214.7
2	1'49.487	25.744	23.268	35.777	24.698 343.9
3	1'48.458	25.638	22.992	35.333	24.495 343.9
4	1'47.873	25.349	22.850	35.210	24.464 343.9
5	1'47.649	25.285	22.849	35.080	24.435 345.0
6	2'04.642	34.203	27.318	37.686	25.435 345.0
7	1'47.731	25.375	22.849	35.108	24.399 342.8
8	1'47.578	25.338	22.714	35.086	24.440 342.8
9	1'47.393	25.207	22.744	35.065	24.377 341.7
10	1'47.434	25.242	22.740	35.140	24.312 342.8
11	1'03.943 P	30.162			343.9

Run #	Front Tyre	missing data	Rear Tyre	missing data	Speed
		11 Laps at start			11 Laps at start
12	1'57.602	31.677	24.405	36.669	24.851 197.4
13	1'47.858	25.407	22.878	35.204	24.369 346.1
14	1'47.496	25.239	22.752	35.176	24.329 348.3
15	1'47.568	25.262	22.827	35.175	24.304 347.2
16	1'54.282	25.206	22.821	41.208	25.047 347.2
17	1'59.262	25.354	29.429	38.800	25.679 347.2
18	1'47.751	25.250	22.912	35.195	24.394 345.0
19	1'47.581	25.207	22.802	35.251	24.321 346.1
20	1'56.243	32.012	23.598	36.022	24.611 347.2
21	1'47.908	25.263	22.850	35.295	24.500 346.1

Fastest Lap: Takaaki NAKAGAMI LCR Honda IDEMITS JPN 1'46.662 24.880 22.544 34.995 24.243

These data/results cannot be reproduced, stored and/or transmitted in whole or in part by any manner of electronic, mechanical, photocopying, recording, broadcasting or otherwise now known or herein after developed without the previous express consent by the copyright owner, except for reproduction in daily press and regular printed publications on sale to the public within 60 days of the event related to those data/results and always provided that copyright symbol appears together as follows below.
 © DORNA, 2022



Free Practice Nr. 1

MotoGP

Lap	Lap Time	T1	T2	T3	T4	Speed	Lap	Lap Time	T1	T2	T3	T4	Speed
12th	51	Michele PIRRO		DUCATI		ITA	19	1'48.149	25.298	22.936	35.574	24.341	351.7
		Aruba.it Racing					20	1'47.579	25.143	22.822	35.378	24.236	352.9
Runs=3 Total laps=16 Full laps=9													
Run #	1	Front Tyre	missing data	Rear Tyre	missing data		14th	72	Marco BEZZECCHI		DUCATI		ITA
		New Tyre		New Tyre					Mooney VR46 Racing Team				
Runs=2 Total laps=19 Full laps=14													
Run #	1	Front Tyre	missing data	Rear Tyre	missing data		Run #	1	Front Tyre	missing data	Rear Tyre	missing data	
		New Tyre		New Tyre					New Tyre		New Tyre		
1	2'06.004	32.586	24.785	37.198	25.147	193.8	1	2'14.353	35.846	26.242	37.872	25.277	165.6
2	1'48.636	25.632	23.234	35.324	24.446	347.2	2	1'49.975	25.895	23.693	35.866	24.521	347.2
3	1'47.826	25.206	22.844	35.394	24.382	348.3	3	1'48.382	25.403	23.122	35.395	24.462	349.5
4	1'47.432	25.076	22.703	35.302	24.351	348.3	4	1'48.205	25.405	23.155	35.335	24.310	345.0
5	55.292 P	26.086				348.3	5	1'47.780	25.264	22.894	35.314	24.308	346.1
Run #	2	Front Tyre	missing data	Rear Tyre	missing data		6	1'47.783	25.305	22.829	35.299	24.350	345.0
		5 Laps at start		5 Laps at start			7	56.908 P	28.267				346.1
6	2'01.780	35.044	24.459	37.098	25.179	129.4	Run #	2	Front Tyre	missing data	Rear Tyre	missing data	
7	1'49.144	25.698	23.119	35.626	24.701	346.1			7 Laps at start		7 Laps at start		
8	54.797 P	25.469				347.2	8	1'59.546	34.235	24.062	36.185	25.064	154.2
Run #	3	Front Tyre	missing data	Rear Tyre	missing data		9	1'47.584	25.182	22.943	35.252	24.207	347.2
		8 Laps at start		8 Laps at start			10	1'47.917	25.078	22.949	35.586	24.304	350.6
9	1'59.519	34.023	24.194	36.436	24.866	119.0	11	1'47.645	25.123	22.757	35.399	24.366	346.1
10	53.915 P	25.605				345.0	12	1'51.568	28.310	23.238	35.681	24.339	346.1
Run #	4	Front Tyre	missing data	Rear Tyre	missing data		13	1'47.710	25.291	22.654	35.417	24.348	343.9
		New Tyre		New Tyre			14	1'00.811 P	31.081				342.8
11	1'57.710	33.334	23.855	35.976	24.545	127.5	Run #	3	Front Tyre	missing data	Rear Tyre	missing data	
12	1'47.663	25.032	22.945	35.330	24.356	346.1			14 Laps at start		14 Laps at start		
13	1'48.163	25.192	22.891	35.527	24.553	346.1	15	1'58.534	31.742	25.513	36.458	24.821	192.5
14	1'52.561	25.283	23.945	38.492	24.841	346.1	16	1'53.862	26.497	23.203	39.558	24.604	338.5
15	1'48.630	25.483	23.144	35.529	24.474	345.0	17	1'47.990	25.442	22.763	35.427	24.358	338.5
16	1'48.268	25.249	22.980	35.550	24.489	346.1	18	1'59.437	33.524	24.824	36.580	24.509	330.2
13th	73	Alex MARQUEZ		HONDA		SPA	19	1'48.130	25.222	22.878	35.757	24.273	346.1
		LCR Honda CASTROL											
Runs=2 Total laps=20 Full laps=15													
Run #	1	Front Tyre	missing data	Rear Tyre	missing data		15th	36	Joan MIR		SUZUKI		SPA
		New Tyre		New Tyre					Team SUZUKI ECSTAR				
Runs=2 Total laps=20 Full laps=15													
Run #	1	Front Tyre	missing data	Rear Tyre	missing data		Run #	1	Front Tyre	missing data	Rear Tyre	missing data	
		New Tyre		New Tyre					New Tyre		New Tyre		
1	2'22.570	31.395	25.331	37.327	24.954	209.3	1	3'07.441	32.152	25.138	37.425	25.758	206.5
2	1'50.357	25.673	23.736	36.135	24.813	349.5	2	1'51.609	26.329	23.651	36.556	25.073	339.6
3	1'48.839	25.628	23.075	35.579	24.557	350.6	3	2'02.387	37.368	24.041	36.054	24.924	342.8
4	1'48.256	25.252	23.079	35.495	24.430	350.6	4	1'49.431	25.692	23.189	35.790	24.760	343.9
5	1'56.810	25.264	25.040	41.718	24.788	349.5	5	1'48.529	25.381	23.019	35.543	24.586	345.0
6	1'47.957	25.358	22.916	35.298	24.385	356.4	6	55.394 P	26.040				345.0
7	56.238 P	26.648				352.9	Run #	2	Front Tyre	missing data	Rear Tyre	missing data	
Run #	2	Front Tyre	missing data	Rear Tyre	missing data				6 Laps at start		New Tyre		
		7 Laps at start		7 Laps at start			7	1'56.663	31.493	23.964	36.215	24.991	199.2
8	1'58.712	31.142	24.149	36.756	26.665	211.7	8	1'51.907	25.530	23.036	38.488	24.853	342.8
9	1'48.935	25.377	23.210	35.668	24.680	350.6	9	1'47.962	25.424	22.831	35.173	24.534	343.9
10	1'48.440	25.266	23.071	35.643	24.460	347.2	10	1'47.658	25.176	22.771	35.181	24.530	343.9
11	1'48.320	25.202	22.980	35.601	24.537	346.1	11	1'47.746	25.177	22.853	35.299	24.417	345.0
12	1'48.294	25.192	22.929	35.544	24.629	346.1	12	55.271 P	27.024				341.7
13	55.359 P	26.951				345.0	Run #	3	Front Tyre	missing data	Rear Tyre	missing data	
Run #	3	Front Tyre	missing data	Rear Tyre	missing data				12 Laps at start		6 Laps at start		
		New Tyre		13 Laps at start			13	1'56.292	31.842	23.650	36.068	24.732	192.5
14	1'56.070	31.035	24.110	36.262	24.663	206.1	14	1'48.370	25.315	23.084	35.508	24.463	348.3
15	1'48.137	25.178	23.092	35.466	24.401	347.2	15	1'48.193	25.103	22.831	35.285	24.974	347.2
16	1'47.996	25.222	22.958	35.475	24.341	347.2							
17	1'47.562	25.123	22.807	35.339	24.293	346.1							
18	1'57.453	25.203	23.420	44.133	24.697	349.5							

Fastest Lap: Takaaki NAKAGAMI LCR Honda IDEMITS JPN **1'46.662** 24.880 22.544 34.995 24.243

These data/results cannot be reproduced, stored and/or transmitted in whole or in part by any manner of electronic, mechanical, photocopying, recording, broadcasting or otherwise now known or herein after developed without the previous express consent by the copyright owner, except for reproduction in daily press and regular printed publications on sale to the public within 60 days of the event related to those data/results and always provided that copyright symbol appears together as follows below.
© DORNA, 2022

Official MotoGP Timing by TISSOT
www.motogp.com

Mugello, Friday, May 27, 2022

Page 4 of 7



Free Practice Nr. 1

MotoGP

Lap	Lap Time	T1	T2	T3	T4	Speed	Lap	Lap Time	T1	T2	T3	T4	Speed
16	1'47.673	25.096	22.791	35.355	24.431	343.9	14	1'48.152	25.330	23.063	35.331	24.428	346.1
17	1'47.959	25.273	22.887	35.365	24.434	348.3	15	57.370 P	27.933				345.0
18	1'48.528	25.232	22.860	35.470	24.966	346.1	Run # 3 Front Tyre missing data Rear Tyre missing data						
19	1'59.868	33.324	24.168	36.850	25.526	341.7	15 Laps at start 15 Laps at start						
20	1'47.914	25.273	22.933	35.325	24.383	343.9	16	1'58.648	29.532	23.513	40.858	24.745	186.8

16th 21 Franco MORBIDELLI YAMAHA ITA
Monster Energy Yamaha MotoGP

Runs=2 Total laps=20 Full laps=14

Run #	1	Front Tyre	missing data	Rear Tyre	missing data	New Tyre	New Tyre
1	2'12.742	34.626	25.117	37.198	25.406	149.5	
2	1'49.739	25.864	23.344	35.770	24.761	339.6	
3	1'51.294	27.953	23.220	35.541	24.580	340.6	
4	1'47.876	25.269	22.930	35.335	24.342	343.9	
5	1'47.727	25.252	22.824	35.340	24.311	343.9	
6	1'47.842	25.303	22.804	35.371	24.364	342.8	
7	59.189 P	27.532				342.8	

Run #	2	Front Tyre	missing data	Rear Tyre	missing data	7 Laps at start	7 Laps at start
8	2'00.163	33.343	23.827	37.888	25.105	153.8	
9	1'48.620	25.478	23.095	35.533	24.514	343.9	
10	1'48.345	25.462	22.840	35.495	24.548	343.9	
11	1'54.382	25.311	22.920	37.933	28.218	345.0	
12	1'13.337 P	43.993				337.5	

Run #	3	Front Tyre	missing data	Rear Tyre	missing data	12 Laps at start	12 Laps at start
13	1'56.304	31.706	23.844	35.937	24.817	194.2	
14	1'48.374	25.236	22.953	35.499	24.686	339.6	
15	1'48.275	25.312	22.917	35.507	24.539	338.5	
16	2'06.803	25.533	29.889	44.751	26.630	341.7	
17	1'48.563	25.373	23.059	35.519	24.612	339.6	
18	2'12.843 *	25.426	30.755	49.983*	26.679	337.5	
19	1'50.086	25.509	23.239	36.625	24.713	336.4	
20	1'48.606	25.401	22.994	35.504	24.707	337.5	

17th 33 Brad BINDER KTM RSA
Red Bull KTM Factory Racing

Runs=2 Total laps=20 Full laps=15

Run #	1	Front Tyre	missing data	Rear Tyre	missing data	New Tyre	New Tyre
1	2'26.850	38.354	27.257	37.813	25.395	193.5	
2	1'50.148	26.004	23.578	35.983	24.583	348.3	
3	1'49.318	25.551	23.180	35.826	24.761	351.7	
4	1'49.199	25.993	23.217	35.477	24.512	349.5	
5	1'48.692	25.422	23.001	35.735	24.534	348.3	
6	1'48.718	25.540	23.061	35.647	24.470	343.9	
7	1'48.310	25.287	22.991	35.455	24.577	345.0	
8	59.292 P	29.588				331.2	

Run #	2	Front Tyre	missing data	Rear Tyre	missing data	8 Laps at start	8 Laps at start
9	1'57.212	32.563	23.741	36.006	24.902	152.5	
10	1'49.996	25.798	23.134	36.393	24.671	346.1	
11	1'48.144	25.255	23.002	35.404	24.483	346.1	
12	1'49.694	25.364	22.906	35.510	25.914	341.7	
13	1'54.006	25.397	23.619	39.976	25.014	347.2	

18th 88 Miguel OLIVEIRA KTM POR
Red Bull KTM Factory Racing

Runs=2 Total laps=20 Full laps=15

Run #	1	Front Tyre	missing data	Rear Tyre	missing data	New Tyre	New Tyre
1	2'24.249	33.062	25.254	37.218	25.232	181.8	
2	1'50.407	26.226	23.711	35.750	24.720	341.7	
3	1'53.336	28.712	23.622	36.367	24.635	346.1	
4	1'49.182	25.628	23.064	35.802	24.688	349.5	
5	1'49.127	25.553	23.275	35.733	24.566	345.0	
6	1'47.820	25.390	22.802	35.429	24.199	346.1	
7	1'48.248	25.319	23.051	35.505	24.373	349.5	
8	53.842 P	26.311				335.4	

Run #	2	Front Tyre	missing data	Rear Tyre	missing data	8 Laps at start	8 Laps at start
9	1'56.415	31.876	23.741	36.078	24.720	216.4	
10	1'48.849	25.391	23.185	35.868	24.405	347.2	
11	1'48.752	25.650	23.167	35.448	24.487	347.2	
12	1'53.059	26.894	24.443	36.361	25.361	345.0	
13	1'48.504	25.568	23.120	35.397	24.419	343.9	
14	1'48.234	25.328	23.030	35.348	24.528	343.9	
15	57.440 P	28.791				343.9	

Run #	3	Front Tyre	missing data	Rear Tyre	missing data	15 Laps at start	15 Laps at start
16	1'56.773	31.865	23.789	36.338	24.781	216.4	
17	1'48.077	25.388	22.970	35.315	24.404	345.0	
18	1'51.345	25.243	23.184	38.127	24.791	346.1	
19	1'56.507	30.928	23.752	37.174	24.653	342.8	
20	1'47.922	25.253	22.938	35.369	24.362	347.2	

19th 93 Marc MARQUEZ HONDA SPA
Repsol Honda Team

Runs=2 Total laps=17 Full laps=12

Run #	1	Front Tyre	missing data	Rear Tyre	missing data	New Tyre	New Tyre
1	2'36.511	31.676	25.353	37.517	25.224	210.1	
2	1'53.226	26.878	24.003	37.402	24.943	345.0	
3	1'48.733	25.511	23.022	35.625	24.575	340.6	
4	1'48.088	25.287	22.872	35.350	24.579	342.8	
5	1'47.875	25.268	22.837	35.297	24.473	345.0	
6	59.053 P	29.728				345.0	

Run #	2	Front Tyre	missing data	Rear Tyre	missing data	6 Laps at start	6 Laps at start
7	2'05.036	36.066	25.021	38.297	25.652	166.4	
8	1'50.515	25.574	23.888	36.095	24.958	342.8	
9	1'50.754	25.410	23.506	36.974	24.864	342.8	

Fastest Lap: Takaaki NAKAGAMI LCR Honda IDEMITS JPN 1'46.662 24.880 22.544 34.995 24.243

These data/results cannot be reproduced, stored and/or transmitted in whole or in part by any manner of electronic, mechanical, photocopying, recording, broadcasting or otherwise now known or herein after developed without the previous express consent by the copyright owner, except for reproduction in daily press and regular printed publications on sale to the public within 60 days of the event related to those data/results and always provided that copyright symbol appears together as follows below.
© DORNA, 2022



Free Practice Nr. 1

MotoGP

Lap	Lap Time	T1	T2	T3	T4	Speed	Lap	Lap Time	T1	T2	T3	T4	Speed
10	1'48.040	25.282	22.890	35.360	24.508	342.8	12	1'50.399 P	25.242	22.929	35.394	26.834	340.6
11	2'00.015	25.265	25.873	39.557	29.320	341.7	Run # 3 Front Tyre missing data Rear Tyre missing data						
12	1'53.380 P	25.573	24.011	37.961	25.835	345.0	12 Laps at start 12 Laps at start						
Run # 3 Front Tyre missing data Rear Tyre missing data							13	2'06.221	36.355	26.056	37.910	25.900	153.4
12 Laps at start 12 Laps at start							14	1'53.087	26.008	23.644	38.453	24.982	338.5
13	1'59.172	32.098	24.597	37.192	25.285	200.0	15	1'50.468	25.451	24.572	35.518	24.927	343.9
14	1'55.443	25.982	23.346	40.778	25.337	335.4	16	1'48.905	25.450	22.976	35.586	24.893	340.6
15	1'51.451	25.448	23.118	37.657	25.228	339.6	17	1'56.535	25.442	22.994	40.093	28.006	341.7
16	1'53.056	27.370	24.362	36.517	24.807	334.3	18	1'48.164	25.308	22.855	35.385	24.616	345.0
17	1'51.065	25.475	22.927	37.252	25.411	334.3							

20th 89 **Jorge MARTIN** DUCATI SPA
Prima Pramac Racing

22nd 32 **Lorenzo SAVADORI** APRILIA ITA
Aprilia Racing

Runs=2 Total laps=17 Full laps=11

Run #	1	Front Tyre	missing data	Rear Tyre	missing data	1	2	3	4	5	6	7	8
		New Tyre		New Tyre									
1	2'32.306	34.042	25.039	37.854	25.283	200.7							
2	1'50.854	26.092	23.707	36.195	24.860	347.2							
3	1'49.406	25.692	23.167	35.875	24.672	347.2							
4	1'51.319	28.094	23.473	35.332	24.420	345.0							
5	1'51.752	25.575	23.282	38.074	24.821	348.3							
6	1'48.652	25.495	22.978	35.529	24.650	351.7							
7	1'48.482	25.518	22.850	35.607	24.507	341.7							
8	1'53.411 P	25.688	23.960	36.952	26.811	343.9							
Run # 2		Front Tyre missing data		Rear Tyre missing data									
		8 Laps at start		8 Laps at start									
9	1'56.843	31.647	24.166	36.123	24.907	198.1							
10	1'49.667	25.803	23.586	35.717	24.561	339.6							
11	1'48.514	25.499	23.000	35.511	24.504	339.6							
12	1'48.159	25.397	22.880	35.422	24.460	338.5							
13	54.336 P	25.590				339.6							
Run # 3		Front Tyre missing data		Rear Tyre missing data									
		New Tyre		13 Laps at start									
14	1'54.568	30.308	23.642	35.904	24.714	205.7							
15	1'48.033	25.384	22.836	35.453	24.360	338.5							
16	1'47.903	25.237	22.787	35.468	24.411	338.5							
17	1'51.271 *	27.497	23.146	35.909	24.719*	337.5							

21st 4 **Andrea DOVIZIOSO** YAMAHA ITA
WithU Yamaha RNF MotoGP Team

23rd 49 **Fabio DI GIANNANTON** DUCATI ITA
Gresini Racing MotoGP

Runs=2 Total laps=18 Full laps=13

Run #	1	Front Tyre	missing data	Rear Tyre	missing data	1	2	3	4	5	6	7	8
		New Tyre		New Tyre									
1	2'32.690	33.035	25.104	37.916	25.466	180.0							
2	1'50.741	25.977	23.682	36.099	24.983	348.3							
3	1'49.374	25.607	23.185	35.833	24.749	348.3							
4	1'54.115	29.402	24.647	35.393	24.673	347.2							
5	1'48.237	25.354	22.851	35.454	24.578	348.3							
6	56.800 P	28.304				348.3							
Run # 2		Front Tyre missing data		Rear Tyre missing data									
		6 Laps at start		6 Laps at start									
7	1'59.940	33.159	24.649	36.868	25.264	163.6							
8	1'54.071	29.678	23.632	35.793	24.968	341.7							
9	1'49.216	25.368	23.177	35.904	24.767	342.8							
10	1'48.078	25.248	22.862	35.321	24.647	342.8							
11	1'48.241	25.267	22.919	35.404	24.651	341.7							

Runs=2 Total laps=17 Full laps=12

Run #	1	Front Tyre	missing data	Rear Tyre	missing data	1	2	3	4	5	6	7	8
		New Tyre		New Tyre									
1	2'25.162	32.305	24.818	37.134	25.476	200.7							
2	1'50.902	26.062	23.823	36.176	24.841	346.1							
3	1'49.899	25.756	23.330	35.940	24.873	348.3							
4	1'49.192	25.644	23.173	35.636	24.739	345.0							
5	1'49.681	25.399	23.261	36.311	24.710	343.9							
6	1'48.887	25.669	23.143	35.593	24.482	346.1							
7	1'48.335	25.607	23.000	35.319	24.409	346.1							
8	1'52.797 P	25.363	23.108	35.598	28.728	347.2							
Run # 2		Front Tyre missing data		Rear Tyre missing data									
		8 Laps at start		8 Laps at start									
9	2'02.156	37.069	23.963	36.215	24.909	173.3							
10	1'48.608	25.407	23.147	35.467	24.587	341.7							
11	1'48.476	25.392	23.029	35.528	24.527	340.6							

Fastest Lap: Takaaki NAKAGAMI LCR Honda IDEMITS JPN 1'46.662 24.880 22.544 34.995 24.243

These data/results cannot be reproduced, stored and/or transmitted in whole or in part by any manner of electronic, mechanical, photocopying, recording, broadcasting or otherwise now known or herein after developed without the previous express consent by the copyright owner, except for reproduction in daily press and regular printed publications on sale to the public within 60 days of the event related to those data/results and always provided that copyright symbol appears together as follows below.
© DORNA, 2022



Free Practice Nr. 1

MotoGP

Lap	Lap Time	T1	T2	T3	T4	Speed	Lap	Lap Time	T1	T2	T3	T4	Speed
12	1'48.343	25.335	23.049	35.448	24.511	341.7	13	59.051 P	28.539				335.4
13	56.709 P	25.404				340.6	Run # 3 Front Tyre missing data Rear Tyre missing data						
							13 Laps at start			13 Laps at start			
							New Tyre			13 Laps at start			
14	2'01.887	36.792	24.018	36.337	24.740	167.9	14	2'01.384	30.955	27.656	37.815	24.958	211.7
15	1'48.514	25.339	22.967	35.538	24.670	338.5	15	1'49.107	25.660	23.211	35.606	24.630	339.6
16	1'54.232	25.320	22.961	40.668	25.283	338.5	16	1'55.157	25.888	23.250	41.040	24.979	339.6
17	1'48.944	25.435	23.006	35.704	24.799	345.0	17	1'49.006	25.611	23.056	35.724	24.615	346.1
							18	2'01.622	29.682	25.072	41.039	25.829	343.9

24th 40 **Darryn BINDER** YAMAHA RSA
WithU Yamaha RNF MotoGP Team

Runs=2 Total laps=18 Full laps=12

Run #	1	Front Tyre	missing data	Rear Tyre	missing data	
		**	Laps at start	**	Laps at start	
1	2'17.978	35.123	26.177	39.061	26.845	131.8
2	1'55.080	26.978	24.961	37.772	25.369	334.3
3	1'52.867	26.558	23.983	36.828	25.498	347.2
4	1'51.233	26.283	23.803	36.338	24.809	346.1
5	1'50.104	26.063	23.386	35.928	24.727	350.6
6	1'49.076 *	25.515	23.230	35.705	24.626*	354.0
7	55.796 P	25.692				351.7
Run # 2 Front Tyre missing data Rear Tyre missing data						
** Laps at start ** Laps at start						
8	2'03.818	35.935	25.960	36.867	25.056	137.2
9	1'50.426	25.819	23.670	36.361	24.576	346.1
10	1'50.169	25.605	23.436	36.440	24.688	348.3
11	1'49.330	25.820	23.267	35.665	24.578	347.2
12	1'49.581	25.502	23.199	36.006	24.874	347.2
13	57.789 P	26.122				348.3
Run # 3 Front Tyre missing data Rear Tyre missing data						
** Laps at start ** Laps at start						
14	2'02.975	33.482	24.731	37.904	26.858	190.4
15	1'52.863	25.737	23.343	35.636	28.147	339.6
16	2'07.320	25.967	23.720	42.017	35.616	342.8
17	1'49.130	25.780	23.159	35.667	24.524	348.3
18	1'48.910	25.369	23.121	35.710	24.710	348.3

25th 25 **Raul FERNANDEZ** KTM SPA
Tech3 KTM Factory Racing

Runs=2 Total laps=18 Full laps=13

Run #	1	Front Tyre	missing data	Rear Tyre	missing data	
		New Tyre		New Tyre		
1	2'30.732	33.181	25.858	37.606	25.719	162.4
2	1'50.890	26.301	23.715	35.929	24.945	339.6
3	1'52.716	25.760	23.379	38.632	24.945	341.7
4	1'49.391	25.835	23.521	35.450	24.585	345.0
5	1'48.974	25.594	23.126	35.626	24.628	343.9
6	1'01.929 P	31.680				341.7
Run # 2 Front Tyre missing data Rear Tyre missing data						
6 Laps at start 6 Laps at start						
7	1'58.900	32.308	24.836	36.501	25.255	192.5
8	1'50.045	25.876	23.411	35.993	24.765	335.4
9	1'49.521	25.744	23.245	35.813	24.719	341.7
10	1'49.238	25.588	23.253	35.755	24.642	341.7
11	1'58.522	32.425	24.430	36.198	25.469	339.6
12	1'48.911	25.682	23.176	35.544	24.509	345.0

Fastest Lap: Takaaki NAKAGAMI LCR Honda IDEMITS JPN **1'46.662** 24.880 22.544 34.995 24.243

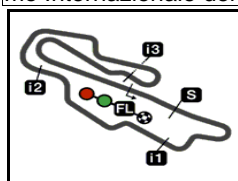
These data/results cannot be reproduced, stored and/or transmitted in whole or in part by any manner of electronic, mechanical, photocopying, recording, broadcasting or otherwise now known or herein after developed without the previous express consent by the copyright owner, except for reproduction in daily press and regular printed publications on sale to the public within 60 days of the event related to those data/results and always provided that copyright symbol appears together as follows below.
© DORNA, 2022

Official MotoGP Timing by **TISSOT**
www.motogp.com

Mugello, Friday, May 27, 2022

Page 7 of 7





5245 m.

GRAN PREMIO D'ITALIA OAKLEY

Free Practice Nr. 1

Best Partial Times

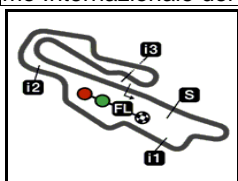
MotoGP™

IT Ideal Lap Time, sum of the best partial times*BT* Best Lap Time

<i>T1</i>		<i>T2</i>		<i>T3</i>		<i>T4</i>				<i>IT</i>	<i>BT</i>	
Pos	Rider	Time	Rider	Time	Rider	Time	Rider	Time	Pos	Rider		
1	T.NAKAGAMI	24.880	T.NAKAGAMI	22.544	T.NAKAGAMI	34.882	A.ESPARGARO	24.104	1	T.NAKAGAMI	1'46.549	1'46.662 (1)
2	E.BASTIANINI	24.956	A.ESPARGARO	22.596	A.RINS	34.998	E.BASTIANINI	24.134	2	A.ESPARGAR	1'46.828	1'47.070 (2)
3	F.BAGNAIA	24.959	M.BEZZECCHI	22.654	A.ESPARGARO	35.025	A.RINS	24.187	3	E.BASTIANINI	1'46.900	1'47.186 (5)
4	M.VIÑALES	24.995	M.VIÑALES	22.666	F.QUARTARARO	35.065	F.BAGNAIA	24.187	4	A.RINS	1'47.007	1'47.071 (4)
5	M.PIRRO	25.032	L.MARINI	22.678	P.ESPARGARO	35.065	M.OLIVEIRA	24.199	5	F.BAGNAIA	1'47.019	1'47.070 (3)
6	J.MILLER	25.034	E.BASTIANINI	22.690	L.MARINI	35.113	M.BEZZECCHI	24.207	6	M.VIÑALES	1'47.039	1'47.191 (6)
7	P.ESPARGARO	25.064	J.MILLER	22.697	E.BASTIANINI	35.120	M.VIÑALES	24.218	7	P.ESPARGAR	1'47.147	1'47.367 (8)
8	M.BEZZECCHI	25.078	M.PIRRO	22.703	B.BINDER	35.132	A.MARQUEZ	24.236	8	M.BEZZECCHI	1'47.191	1'47.584 (14)
9	L.MARINI	25.091	F.QUARTARARO	22.714	F.BAGNAIA	35.144	T.NAKAGAMI	24.243	9	J.MILLER	1'47.285	1'47.315 (7)
10	J.ZARCO	25.095	A.RINS	22.725	M.VIÑALES	35.160	P.ESPARGARO	24.246	10	F.QUARTARAR	1'47.289	1'47.393 (11)
11	J.MIR	25.096	F.BAGNAIA	22.729	J.MIR	35.173	J.MILLER	24.247	11	L.MARINI	1'47.294	1'47.383 (10)
12	A.RINS	25.097	J.ZARCO	22.744	J.ZARCO	35.232	J.ZARCO	24.296	12	J.ZARCO	1'47.367	1'47.367 (9)
13	A.ESPARGARO	25.103	J.MIR	22.771	M.BEZZECCHI	35.252	F.QUARTARARO	24.304	13	M.PIRRO	1'47.388	1'47.432 (12)
14	A.MARQUEZ	25.123	P.ESPARGARO	22.772	M.MARQUEZ	35.297	F.MORBIDELLI	24.311	14	J.MIR	1'47.423	1'47.658 (15)
15	F.QUARTARARO	25.206	J.MARTIN	22.787	A.MARQUEZ	35.298	M.PIRRO	24.351	15	A.MARQUEZ	1'47.464	1'47.562 (13)
16	F.MORBIDELLI	25.236	M.OLIVEIRA	22.802	M.PIRRO	35.302	B.BINDER	24.360	16	M.OLIVEIRA	1'47.559	1'47.820 (18)
17	J.MARTIN	25.237	F.MORBIDELLI	22.804	J.MILLER	35.307	J.MARTIN	24.360	17	B.BINDER	1'47.653	1'47.746 (17)
18	A.DOVIZIOSO	25.242	A.MARQUEZ	22.807	M.OLIVEIRA	35.315	J.MIR	24.383	18	F.MORBIDELLI	1'47.686	1'47.727 (16)
19	M.OLIVEIRA	25.243	M.MARQUEZ	22.837	F.DI GIANNANTO	35.319	L.SAVADORI	24.391	19	J.MARTIN	1'47.716	1'47.903 (20)
20	B.BINDER	25.255	A.DOVIZIOSO	22.851	A.DOVIZIOSO	35.321	F.DI GIANNANTO	24.409	20	M.MARQUEZ	1'47.872	1'47.875 (19)
21	M.MARQUEZ	25.265	L.SAVADORI	22.901	J.MARTIN	35.332	L.MARINI	24.412	21	A.DOVIZIOSO	1'47.992	1'48.078 (21)
22	L.SAVADORI	25.314	B.BINDER	22.906	F.MORBIDELLI	35.335	M.MARQUEZ	24.473	22	F.DI GIANNAN	1'48.009	1'48.335 (23)
23	F.DI GIANNANTO	25.320	F.DI GIANNANTO	22.961	R.FERNANDEZ	35.450	R.FERNANDEZ	24.509	23	L.SAVADORI	1'48.166	1'48.253 (22)
24	D.BINDER	25.369	R.FERNANDEZ	23.056	L.SAVADORI	35.560	D.BINDER	24.524	24	R.FERNANDEZ	1'48.603	1'48.911 (25)

These data/results cannot be reproduced, stored and/or transmitted in whole or in part by any manner of electronic, mechanical, photocopying, recording, broadcasting or otherwise now known or herein after developed without the previous express consent by the copyright owner, except for reproduction in daily press and regular printed publications on sale to the public within 60 days of the event related to those data/results and always provided that copyright symbol appears together as follows below.
© DORNA, 2022





5245 m.

GRAN PREMIO D'ITALIA OAKLEY

Free Practice Nr. 1

Best Partial Times

MotoGP™

IT Ideal Lap Time, sum of the best partial times

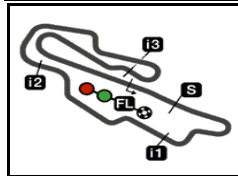
BT Best Lap Time

T1		T2		T3		T4				<i>IT</i>	<i>BT</i>	
<i>Pos</i>	<i>Rider</i>	<i>Time</i>	<i>Rider</i>	<i>Time</i>	<i>Rider</i>	<i>Time</i>	<i>Rider</i>	<i>Time</i>	<i>Pos</i>	<i>Rider</i>		
25	R.GARDNER	25.435	R.GARDNER	23.093	R.GARDNER	35.566	A.DOVIOSIO	24.578	25	D.BINDER	1'48.650	1'48.910 (24)
26	R.FERNANDEZ	25.588	D.BINDER	23.121	D.BINDER	35.636	R.GARDNER	24.684	26	R.GARDNER	1'48.778	1'48.960 (26)

These data/results cannot be reproduced, stored and/or transmitted in whole or in part by any manner of electronic, mechanical, photocopying, recording, broadcasting or otherwise now known or herein after developed without the previous express consent by the copyright owner, except for reproduction in daily press and regular printed publications on sale to the public within 60 days of the event related to those data/results and always provided that copyright symbol appears together as follows below.
© DORNA, 2022

Official MotoGP Timing by **TISSOT**
www.motogp.com





5245 m.

GRAN PREMIO D'ITALIA OAKLEY**Free Practice Nr. 1****Fastest Laps Sequence**

<i>Practice Time</i>	 <i>Rider</i>	<i>Nation</i>	<i>Motorcycle</i>	<i>Time</i>	<i>Km/h</i>	<i>Rider's Lap</i>
3'54.640	51 Michele PIRRO	ITA	DUCATI	1'48.636	173.8	2
5'42.466	51 Michele PIRRO	ITA	DUCATI	1'47.826	175.1	3
7'29.898	51 Michele PIRRO	ITA	DUCATI	1'47.432	175.7	4
10'06.041	42 Alex RINS	SPA	SUZUKI	1'47.423	175.7	5
11'52.816	41 Aleix ESPARGARO	SPA	APRILIA	1'47.161	176.2	6
15'59.212	63 Francesco BAGNAIA	ITA	DUCATI	1'47.070	176.3	8
29'48.715	30 Takaaki NAKAGAMI	JPN	HONDA	1'47.040	176.4	13
43'43.488	30 Takaaki NAKAGAMI	JPN	HONDA	1'46.662	177.0	18

These data/results cannot be reproduced, stored and/or transmitted in whole or in part by any manner of electronic, mechanical, photocopying, recording, broadcasting or otherwise now known or herein after developed without the previous express consent by the copyright owner, except for reproduction in daily press and regular printed publications on sale to the public within 60 days of the event related to those data/results and always provided that copyright symbol appears together as follows below.

© DORNA, 2022

Official MotoGP Timing by **TISSOT**
www.motogp.com

Mugello, Friday, May 27, 2022