


5245 m.

# GRAN PREMIO D'ITALIA OAKLEY

## Free Practice Nr. 2

### Classification

6

	Rider	Nation	Team	Motorcycle	Time	Lap Total	Gap	Top Speed
1	5 <b>Jaume MASIA</b>	SPA	Red Bull KTM Ajo	KTM	<b>1'57.134</b>	9 9		<b>241.0</b>
2	71 <b>Ayumu SASAKI</b>	JPN	Sterilgarda Husqvarna Max	HUSQVARNA	<b>1'57.742</b>	5 5	0.608 0.608	<b>241.0</b>
3	24 <b>Tatsuki SUZUKI</b>	JPN	Leopard Racing	HONDA	<b>1'57.775</b>	13 13	0.641 0.033	<b>241.6</b>
4	7 <b>Dennis FOGGIA</b>	ITA	Leopard Racing	HONDA	<b>1'57.820</b>	14 14	0.686 0.045	<b>240.0</b>
5	11 <b>Sergio GARCIA</b>	SPA	Valresa GASGAS Aspar Team	GASGAS	<b>1'57.921</b>	14 14	0.787 0.101	<b>236.8</b>
6	18 <b>Matteo BERTELLE</b>	ITA	QJMotor Avintia Racing Team	KTM	<b>1'58.004</b>	13 13	0.870 0.083	<b>235.8</b>
7	16 <b>Andrea MIGNO</b>	ITA	Rivacold Snipers Team	HONDA	<b>1'58.104</b>	14 14	0.970 0.100	<b>238.4</b>
8	53 <b>Deniz ÖNCÜ</b>	TUR	Red Bull KTM Tech3	KTM	<b>1'58.108</b>	13 14	0.974 0.004	<b>235.8</b>
9	28 <b>Izan GUEVARA</b>	SPA	Valresa GASGAS Aspar Team	GASGAS	<b>1'58.354</b>	12 15	1.220 0.246	<b>234.2</b>
10	19 <b>Scott OGDEN</b>	GBR	VisionTrack Racing Team	HONDA	<b>1'58.405</b>	14 14	1.271 0.051	<b>240.0</b>
11	20 <b>Lorenzo FELLON</b>	FRA	SIC58 Squadra Corse	HONDA	<b>1'58.406</b>	13 13	1.272 0.001	<b>232.2</b>
12	17 <b>John MCPHEE</b>	GBR	Sterilgarda Husqvarna Max	HUSQVARNA	<b>1'58.471</b>	13 14	1.337 0.065	<b>237.8</b>
13	66 <b>Joel KELSO</b>	AUS	CIP Green Power	KTM	<b>1'58.472</b>	13 13	1.338 0.001	<b>235.8</b>
14	99 <b>Carlos TATAY</b>	SPA	CFMOTO Racing PruestelGP	CFMOTO	<b>1'58.733</b>	13 14	1.599 0.261	<b>229.2</b>
15	6 <b>Ryusei YAMANAKA</b>	JPN	MT Helmets - MSI	KTM	<b>1'58.840</b>	13 16	1.706 0.107	<b>231.2</b>
16	54 <b>Riccardo ROSSI</b>	ITA	SIC58 Squadra Corse	HONDA	<b>1'58.964</b>	12 12	1.830 0.124	<b>242.6</b>
17	31 <b>Adrian FERNANDEZ</b>	SPA	Red Bull KTM Tech3	KTM	<b>1'58.976</b>	13 13	1.842 0.012	<b>234.2</b>
18	67 <b>Alberto SURRA</b>	ITA	Rivacold Snipers Team	HONDA	<b>1'59.014</b>	10 11	1.880 0.038	<b>233.7</b>
19	43 <b>Xavier ARTIGAS</b>	SPA	CFMOTO Racing PruestelGP	CFMOTO	<b>1'59.092</b>	15 15	1.958 0.078	<b>232.2</b>
20	96 <b>Daniel HOLGADO</b>	SPA	Red Bull KTM Ajo	KTM	<b>1'59.222</b>	14 14	2.088 0.130	<b>234.7</b>
21	23 <b>Elia BARTOLINI</b>	ITA	QJMotor Avintia Racing Team	KTM	<b>1'59.225</b>	4 13	2.091 0.003	<b>240.0</b>
22	27 <b>Kaito TOBA</b>	JPN	CIP Green Power	KTM	<b>1'59.293</b>	4 10	2.159 0.068	<b>232.2</b>
23	82 <b>Stefano NEPA</b>	ITA	Angeluss MTA Team	KTM	<b>1'59.410</b>	14 14	2.276 0.117	<b>237.3</b>
24	48 <b>Ivan ORTOLÁ</b>	SPA	Angeluss MTA Team	KTM	<b>1'59.523</b>	13 15	2.389 0.113	<b>237.8</b>
25	10 <b>Diogo MOREIRA</b>	BRA	MT Helmets - MSI	KTM	<b>1'59.574</b>	12 16	2.440 0.051	<b>232.7</b>
26	64 <b>Mario AJI</b>	INA	Honda Team Asia	HONDA	<b>1'59.708</b>	2 14	2.574 0.134	<b>237.3</b>
27	44 <b>David MUÑOZ</b>	SPA	BOE Motorsports	KTM	<b>1'59.793</b>	6 13	2.659 0.085	<b>237.8</b>
28	72 <b>Taiyo FURUSATO</b>	JPN	Honda Team Asia	HONDA	<b>1'59.969</b>	14 17	2.835 0.176	<b>229.2</b>
29	70 <b>Joshua WHATLEY</b>	GBR	VisionTrack Racing Team	HONDA	<b>2'01.797</b>	3 11	4.663 1.828	<b>230.2</b>
30	22 <b>Ana CARRASCO</b>	SPA	BOE Motorsports	KTM	<b>2'02.544</b>	16 16	5.410 0.747	<b>230.7</b>

Practice condition: **Dry**  
 Air: **33°**  
 Humidity: **33%**  
 Ground: **50°**

<b>Fastest Lap:</b>	Lap: 9	<b>Jaume MASIA</b>	<b>1'57.134</b>	161.1 Km/h
<b>Best Race Lap:</b>	2018	<b>Fabio DI GIANNANTONIO</b>	<b>1'56.628</b>	161.8 Km/h
<b>All Time Lap Record:</b>	2021	<b>Tatsuki SUZUKI</b>	<b>1'56.001</b>	162.7 Km/h

The results are provisional until the end of the limit for protest and appeals.

Time limit for protest expires 30' after publication of the results - ..... Time: .....

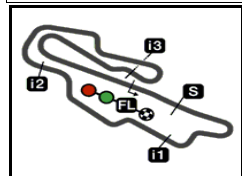
These data/results cannot be reproduced, stored and/or transmitted in whole or in part by any manner of electronic, mechanical, photocopying, recording, broadcasting or otherwise now known or herein after developed without the previous express consent by the copyright owner, except for reproduction in daily press and regular printed publications on sale to the public within 60 days of the event related to those data/results and always provided that copyright symbol appears together as follows below.

© DORNA, 2022

Official MotoGP Timing by TISSOT  
 www.motogp.com

Mugello, Friday, May 27, 2022






5245 m.

# GRAN PREMIO D'ITALIA OAKLEY

## Free Practice Nr. 2

### Combined Free Practice Times

7

	Rider	Nation	Team	MOTORCYCLE	FP1	FP2	Gap
1	7 <b>D.FOGGIA</b>	ITA	Leopard Racing	HONDA	<b>1'56.916</b>	15 1'57.820	14
2	5 <b>J.MASIA</b>	SPA	Red Bull KTM Ajo	KTM	1'58.307	15 <b>1'57.134</b>	9 0.218 0.218
3	17 <b>J.MCPHEE</b>	GBR	Sterilgarda Husqvarna Max	HUSQVARNA	<b>1'57.283</b>	12 1'58.471	13 0.367 0.149
4	71 <b>A.SASAKI</b>	JPN	Sterilgarda Husqvarna Max	HUSQVARNA	<b>1'57.394</b>	13 1'57.742	5 0.478 0.111
5	24 <b>T.SUZUKI</b>	JPN	Leopard Racing	HONDA	1'57.905	11 <b>1'57.775</b>	13 0.859 0.381
6	10 <b>D.MOREIRA</b>	BRA	MT Helmets - MSI	KTM	<b>1'57.850</b>	14 1'59.574	12 0.934 0.075
7	11 <b>S.GARCIA</b>	SPA	Valresa GASGAS Aspar Team	GASGAS	1'58.624	17 <b>1'57.921</b>	14 1.005 0.071
8	18 <b>M.BERTELLE</b>	ITA	QJMotor Avintia Racing Team	KTM	1'58.641	17 <b>1'58.004</b>	13 1.088 0.083
9	54 <b>R.ROSSI</b>	ITA	SIC58 Squadra Corse	HONDA	<b>1'58.059</b>	14 1'58.964	12 1.143 0.055
10	16 <b>A.MIGNO</b>	ITA	Rivacold Snipers Team	HONDA	1'58.305	14 <b>1'58.104</b>	14 1.188 0.045
11	53 <b>D.ÖNCÜ</b>	TUR	Red Bull KTM Tech3	KTM	1'58.737	17 <b>1'58.108</b>	13 1.192 0.004
12	28 <b>I.GUEVARA</b>	SPA	Valresa GASGAS Aspar Team	GASGAS	<b>1'58.111</b>	13 1'58.354	12 1.195 0.003
13	64 <b>M.AJI</b>	INA	Honda Team Asia	HONDA	<b>1'58.153</b>	16 1'59.708	2 1.237 0.042
14	96 <b>D.HOLGADO</b>	SPA	Red Bull KTM Ajo	KTM	<b>1'58.285</b>	15 1'59.222	14 1.369 0.132
15	19 <b>S.OGDEN</b>	GBR	VisionTrack Racing Team	HONDA	1'58.901	14 <b>1'58.405</b>	14 1.489 0.120
16	20 <b>L.FELLON</b>	FRA	SIC58 Squadra Corse	HONDA	1'59.800	4 <b>1'58.406</b>	13 1.490 0.001
17	23 <b>E.BARTOLINI</b>	ITA	QJMotor Avintia Racing Team	KTM	<b>1'58.440</b>	15 1'59.225	4 1.524 0.034
18	99 <b>C.TATAY</b>	SPA	CFMOTO Racing PruestelGP	CFMOTO	<b>1'58.445</b>	15 1'58.733	13 1.529 0.005
19	66 <b>J.KELSO</b>	AUS	CIP Green Power	KTM	1'58.631	14 <b>1'58.472</b>	13 1.556 0.027
20	6 <b>R.YAMANAKA</b>	JPN	MT Helmets - MSI	KTM	<b>1'58.782</b>	13 1'58.840	13 1.866 0.310
21	67 <b>A.SURRA</b>	ITA	Rivacold Snipers Team	HONDA	<b>1'58.805</b>	12 1'59.014	10 1.889 0.023
22	82 <b>S.NEPA</b>	ITA	Angeluss MTA Team	KTM	<b>1'58.816</b>	14 1'59.410	14 1.900 0.011
23	31 <b>A.FERNANDEZ</b>	SPA	Red Bull KTM Tech3	KTM	<b>1'58.857</b>	15 1'58.976	13 1.941 0.041
24	27 <b>K.TOBA</b>	JPN	CIP Green Power	KTM	<b>1'59.025</b>	11 1'59.293	4 2.109 0.168
25	43 <b>X.ARTIGAS</b>	SPA	CFMOTO Racing PruestelGP	CFMOTO	2'00.205	16 <b>1'59.092</b>	15 2.176 0.067
26	48 <b>I.ORTOLÁ</b>	SPA	Angeluss MTA Team	KTM	2'00.704	17 <b>1'59.523</b>	13 2.607 0.431
27	44 <b>D.MUÑOZ</b>	SPA	BOE Motorsports	KTM	2'00.444	5 <b>1'59.793</b>	6 2.877 0.270
28	72 <b>T.FURUSATO</b>	JPN	Honda Team Asia	HONDA	2'00.230	13 <b>1'59.969</b>	14 3.053 0.176
29	70 <b>J.WHATLEY</b>	GBR	VisionTrack Racing Team	HONDA	<b>2'01.444</b>	13 2'01.797	3 4.528 1.475
30	22 <b>A.CARRASCO</b>	SPA	BOE Motorsports	KTM	2'02.606	14 <b>2'02.544</b>	16 5.628 1.100

<b>Pole Position Record:</b>	2021	<b>Tatsuki SUZUKI</b>	<b>1'56.001</b>	162.7 Km/h
<b>Best Race Lap:</b>	2018	<b>Fabio DI GIANNANTONIO</b>	<b>1'56.628</b>	161.8 Km/h
<b>All Time Lap Record:</b>	2021	<b>Tatsuki SUZUKI</b>	<b>1'56.001</b>	162.7 Km/h

The results are provisional until the end of the limit for protest and appeals.

Time limit for protest expires 60' after publication of the results - ..... Time: .....

These data/results cannot be reproduced, stored and/or transmitted in whole or in part by any manner of electronic, mechanical, photocopying, recording, broadcasting or otherwise now known or herein after developed without the previous express consent by the copyright owner, except for reproduction in daily press and regular printed publications on sale to the public within 60 days of the event related to those data/results and always provided that copyright symbol appears together as follows below.

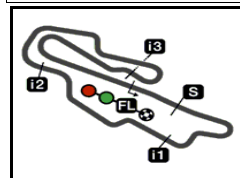
© DORNA, 2022

Official MotoGP Timing by TISSOT

www.motogp.com

Mugello, Friday, May 27, 2022





5245 m.

## GRAN PREMIO D'ITALIA OAKLEY

## Free Practice Nr. 2

## Top Speed &amp; Average

8



Rider	Nation	Motorcycle	Top 5 speeds					Average	Top
54 Riccardo ROSSI	ITA	HONDA	242.6	240.0	238.4	234.7	231.7	237.5	242.6
24 Tatsuki SUZUKI	JPN	HONDA	241.6	240.5	238.9	237.8	237.8	239.3	241.6
5 Jaume MASIA	SPA	KTM	241.0	237.3	232.7	232.2	229.7	234.6	241.0
71 Ayumu SASAKI	JPN	HUSQVARNA	241.0	238.4	237.8	236.3	235.8	237.9	241.0
7 Dennis FOGGIA	ITA	HONDA	240.0	235.2	234.7	234.7	234.2	235.8	240.0
19 Scott OGDEN	GBR	HONDA	240.0	239.4	237.3	236.8	236.3	238.0	240.0
23 Elia BARTOLINI	ITA	KTM	240.0	236.3	234.7	233.2	232.7	235.4	240.0
16 Andrea MIGNO	ITA	HONDA	238.4	237.3	234.7	232.7	231.2	234.9	238.4
17 John MCPHEE	GBR	HUSQVARNA	237.8	234.2	232.7	232.2	232.2	233.8	237.8
44 David MUÑOZ	SPA	KTM	237.8	234.7	232.7	231.2	231.2	233.5	237.8
48 Ivan ORTOLÁ	SPA	KTM	237.8	235.8	231.7	230.7	230.7	232.9	237.8
64 Mario AJI	INA	HONDA	237.3	233.2	230.7	227.3	226.8	231.1	237.3
82 Stefano NEPA	ITA	KTM	237.3	236.8	233.2	232.2	231.2	234.1	237.3
11 Sergio GARCIA	SPA	GASGAS	236.8	235.2	229.7	229.7	229.2	232.1	236.8
18 Matteo BERTELLE	ITA	KTM	235.8	231.7	231.7	231.2	229.7	232.0	235.8
53 Deniz ÖNCÜ	TUR	KTM	235.8	235.8	234.2	230.7	229.7	233.2	235.8
66 Joel KELSO	AUS	KTM	235.8	235.2	233.2	233.2	232.7	233.8	235.8
96 Daniel HOLGADO	SPA	KTM	234.7	233.7	232.7	232.2	229.7	232.1	234.7
28 Izan GUEVARA	SPA	GASGAS	234.2	232.7	232.7	232.7	232.2	232.9	234.2
31 Adrian FERNANDEZ	SPA	KTM	234.2	233.2	232.2	230.2	229.2	231.8	234.2
67 Alberto SURRA	ITA	HONDA	233.7	231.7	229.2	227.8	227.3	229.5	233.7
10 Diogo MOREIRA	BRA	KTM	232.7	230.2	230.2	229.2	227.8	229.2	232.7
20 Lorenzo FELLON	FRA	HONDA	232.2	231.7	229.7	229.2	227.3	229.6	232.2
27 Kaito TOBA	JPN	KTM	232.2	229.7	229.2	228.3	228.3	229.5	232.2
43 Xavier ARTIGAS	SPA	CFMOTO	232.2	229.7	227.3	226.4	225.9	228.3	232.2
6 Ryusei YAMANAKA	JPN	KTM	231.2	229.7	228.8	227.3	225.9	228.6	231.2
22 Ana CARRASCO	SPA	KTM	230.7	226.8	225.4	225.0	223.6	225.5	230.7
70 Joshua WHATLEY	GBR	HONDA	230.2	228.3	223.1	221.7	221.3	224.9	230.2
72 Taiyo FURUSATO	JPN	HONDA	229.2	229.2	229.2	227.8	227.3	228.5	229.2
99 Carlos TATAY	SPA	CFMOTO	229.2	228.3	226.4	225.4	224.5	226.4	229.2

These data/results cannot be reproduced, stored and/or transmitted in whole or in part by any manner of electronic, mechanical, photocopying, recording, broadcasting or otherwise now known or herein after developed without the previous express consent by the copyright owner, except for reproduction in daily press and regular printed publications on sale to the public within 60 days of the event related to those data/results and always provided that copyright symbol appears together as follows below.

© DORNA, 2022

Official MotoGP Timing by TISSOT  
www.motogp.com

Mugello, Friday, May 27, 2022





# GRAN PREMIO D'ITALIA OAKLEY

## Free Practice Nr. 2

### Chronological Analysis of Performances

9

\* Lap / Sector time cancelled      **T1** Time from finish line to 1st intermediate      **T3** Time from 2nd intermed. to 3rd intermed.  
**P** Crossing the finish line in pit lane      **T2** Time from 1st intermed. to 2nd intermed.      **T4** Time from 3rd intermediate to finish line

Lap	Lap Time	T1	T2	T3	T4	Speed	Lap	Lap Time	T1	T2	T3	T4	Speed		
<b>1st 5 Jaume MASIA</b> Red Bull KTM Ajo SPA							8	2'03.111	32.075	24.941	37.527	28.568	161.9		
Runs=1 Total laps=9 Full laps=5							9	<b>1'58.724</b>	28.392	24.249	37.617	28.466	233.7		
1	3'08.573	41.358	28.774	42.736	29.097	98.0	10	1'58.499 *	28.407	24.310*	37.326	28.456	233.2		
2	<b>2'01.480</b>	29.419	24.600	39.092	28.369	228.8	11	1'56.471 P	28.426	24.214	37.328	26.503	234.2		
3	<b>1'59.629</b>	28.509	24.396	38.155	28.569	237.3	12	2'18.703 P	38.323	25.327	48.205	26.848	158.5		
4	1'59.727 *	28.800	24.529*	37.878	28.520	226.8	13	2'05.053 *	31.136	25.464	39.858	28.595*	166.6		
5	<b>1'59.576</b>	28.488	24.398	38.003	28.687	232.7	14	<b>1'57.820</b>	<b>28.261</b>	<b>24.112</b>	<b>37.164</b>	<b>28.283</b>	234.7		
6	23'04.501 P	28.741	24.529	32'25.876	18'45.355	229.7									
7	2'25.611	45.610	25.447	44.221	30.333	87.8									
8	<b>2'06.140</b>	32.625	24.621	40.017	28.877	232.2									
9	<b>1'57.134</b>	<b>28.222</b>	<b>24.172</b>	<b>36.915</b>	<b>27.825</b>	<b>241.0</b>									
<b>2nd 71 Ayumu SASAKI</b> Sterilgarda Husqvarna JPN															
Runs=1 Total laps=6 Full laps=3															
1	3'17.091	31.365	24.788	41.047	28.446	169.2									
2	<b>1'58.826</b>	28.822	24.321	37.535	28.148	236.3									
3	<b>1'58.190</b>	28.582	24.303	37.253	28.052	237.8									
4	1'58.251 *	28.484	24.395	37.390*	27.982	235.8									
5	<b>1'57.742</b>	28.375	<b>24.178</b>	<b>37.221</b>	<b>27.968</b>	238.4									
unfinished	<b>28.367</b>	24.193	3'01.246	<b>241.0</b>											
<b>3rd 24 Tatsuki SUZUKI</b> Leopard Racing JPN															
Runs=2 Total laps=13 Full laps=5															
1	3'12.840	40.775	29.268	46.008	29.101	97.2									
2	2'04.100 *	28.813	24.758	42.083	28.446*	240.5									
3	<b>1'58.672</b>	28.582	24.465	37.383	28.242	238.9									
4	1'59.005 *	28.592	24.534	37.654	28.225*	235.2									
5	<b>1'58.865</b>	28.655	24.420	37.655	28.135	237.8									
6	1'04.186 P	29.931					<b>241.6</b>								
7	2'05.191 *	32.747	26.067	37.877	28.500*	160.4									
8	<b>1'58.833</b>	28.724	24.418	37.355	28.336	228.8									
9	<b>1'58.896</b>	28.555	24.422	37.521	28.398	229.7									
10	1'06.636 P	34.130					220.8								
11	2'26.935 *	48.408	24.878	44.793	28.856*	84.3									
12	2'04.000 *	28.332	24.372	42.285	29.011*	235.8									
13	<b>1'57.775</b>	<b>28.302</b>	<b>24.307</b>	<b>37.179</b>	<b>27.987</b>	237.8									
<b>4th 7 Dennis FOGGIA</b> Leopard Racing ITA															
Runs=3 Total laps=14 Full laps=5															
1	3'08.890	34.524	28.618	42.772	28.740	163.6									
2	2'00.916 *	29.173	24.754	38.358*	28.631	<b>240.0</b>									
3	<b>2'00.517</b>	28.892	24.335	38.393	28.897	231.2									
4	<b>1'59.010</b>	28.652	24.271	37.718	28.369	234.7									
5	2'00.469 *	29.100	24.435	38.179	28.755*	232.7									
6	<b>1'58.704</b>	28.468	24.230	37.384	28.622	235.2									
7	58.631 P	29.579					230.7								
<b>5th 11 Sergio GARCIA</b> Valresa GASGAS Asp SPA															
Runs=2 Total laps=14 Full laps=8															
1	2'20.660	33.676	25.465	38.730	29.252	159.0									
2	<b>2'01.122</b>	29.333	24.759	38.247	28.783	228.3									
3	<b>2'00.450</b>	29.169	24.656	37.860	28.765	228.8									
4	<b>2'00.212</b>	29.035	24.679	37.933	28.565	227.8									
5	2'00.200 *	28.954	24.501	37.998	28.747*	228.3									
6	57.726 P	28.952					229.7								
7	2'06.265 *	34.648	24.833	38.051*	28.733	144.9									
8	<b>2'00.218</b>	28.906	24.631	38.038	28.643	229.2									
9	<b>2'00.328</b>	28.943	24.722	38.037	28.626	227.8									
10	<b>2'00.060</b>	28.910	24.524	37.920	28.706	228.8									
11	57.433 P	28.966					229.7								
12	2'23.899	45.300	24.943	44.939	28.717	77.9									
13	<b>2'03.709</b>	28.691	<b>24.230</b>	41.658	29.130	<b>236.8</b>									
14	<b>1'57.921</b>	<b>28.354</b>	24.238	<b>37.156</b>	<b>28.173</b>	235.2									
<b>6th 18 Matteo BERTELLE</b> QJMotor Avintia Racin ITA															
Runs=3 Total laps=13 Full laps=5															
1	3'11.010	42.171	32.320	46.591	29.405	99.1									
2	<b>2'00.972</b>	29.080	24.704	38.317	28.871	231.7									
3	1'59.974 *	28.970	24.676	37.541	28.787*	231.2									
4	1'59.362 *	28.790	24.430*	37.559	28.583	229.7									
5	15'12.332 P	28.811	24.331					228.8							
6	1'04.100 P	33.622					152.1								
7	2'11.845	37.815	26.063	39.317	28.650	131.7									
8	<b>1'58.618</b>	28.612	24.295	37.124	28.587	<b>235.8</b>									
9	<b>2'03.820</b>	30.419	24.667	38.414	30.320	227.8									
10	<b>1'58.171</b>	<b>28.435</b>	<b>24.101</b>	37.122	28.513	231.7									
11	2'13.980 P	33.676	25.527	46.414	28.363	222.6									
12	2'02.146	31.886	24.458	37.279	28.523	146.5									
13	<b>1'58.004</b>	28.511	24.137	<b>37.012</b>	<b>28.344</b>	227.3									
<b>7th 16 Andrea MIGNO</b> Rivacold Snipers Tea ITA															
Runs=2 Total laps=14 Full laps=9															
1	3'16.083	31.878	25.021	42.282	29.212	167.1									
2	<b>1'59.575</b>	28.872	24.516	37.624	28.563	229.7									
3	<b>1'58.710</b>	28.732	24.358	37.458	<b>28.162</b>	231.2									

**Fastest Lap:** Jaume MASIA Red Bull KTM Ajo SPA **1'57.134** 28.222 24.172 36.915 27.825

These data/results cannot be reproduced, stored and/or transmitted in whole or in part by any manner of electronic, mechanical, photocopying, recording, broadcasting or otherwise now known or herein after developed without the previous express consent by the copyright owner, except for reproduction in daily press and regular printed publications on sale to the public within 60 days of the event related to those data/results and always provided that copyright symbol appears together as follows below.  
 © DORNA, 2022





# Free Practice Nr. 2

# Moto3

Lap	Lap Time	T1	T2	T3	T4	Speed	Lap	Lap Time	T1	T2	T3	T4	Speed
4	1'59.381	28.579	24.753	37.643	28.406	238.4	8	2'04.745	32.707	24.987	38.285	28.766	160.7
5	1'59.358	28.533	24.505	37.864	28.456	237.3	9	1'59.804	28.895	24.541	37.556	28.812	232.7
6	1'58.803	28.512	24.305	37.606	28.380	234.7	10	1'59.437	28.677	24.503	37.660	28.597	233.2
7	59.918 P	28.865				225.4	11	1'00.019 P	28.861				231.7
8	2'05.204	33.202	25.009	38.245	28.748	152.1	12	2'29.934	48.428	25.482	44.858	31.166	
9	1'59.713	28.926	24.520	37.555	28.712	225.9	13	2'05.978	28.782	24.708	42.911	29.577	237.3
10	1'59.787	28.831	24.550	37.656	28.750	226.4	14	1'58.405	28.515	24.323	37.233	28.334	240.0
11	1'57.919 P	28.728	24.451*	37.672	27.068	227.3							
12	2'26.987	51.264	24.931	42.063	28.729								
13	2'02.478	28.521	24.358	37.448	32.151	230.7							
14	1'58.104	28.474	24.327	37.097	28.206	232.7							

8th 53 Deniz ÖNCÜ		Red Bull KTM Tech3 TUR				
Runs=2	Total laps=14	Full laps=6				
1	2'53.888	37.325	25.686	39.040	28.999	118.9
2	2'00.854 *	28.834	25.053	38.220*	28.747	234.2
3	2'00.471	29.051	24.858	37.933	28.629	227.3
4	1'59.631 *	28.964	24.638	37.716*	28.313	225.9
5	2'00.571	29.158	24.882	37.815	28.716	230.7
6	1'59.607	28.859	24.623	37.688	28.437	229.2
7	2'00.017 *	28.841	24.612	37.912*	28.652	228.8
8	57.943 P	29.518				227.3
9	2'04.478 *	33.861	24.707	37.570*	28.340	144.5
10	1'59.546	28.663	24.550	37.802	28.531	235.8
11	56.434 P	28.858				229.7
12	2'14.483 *	37.552	24.585	43.664	28.682*	118.0
13	1'58.108	28.402	24.234	37.217	28.255	235.8
14	1'58.238	28.578	24.210	37.207	28.243	228.8

9th 28 Izan GUEVARA		Valresa GASGAS Asp SPA				
Runs=2	Total laps=15	Full laps=10				
1	3'29.047	32.446	25.033	38.288	28.773	161.4
2	2'00.078	28.838	24.676	37.996	28.568	231.7
3	1'59.532	28.783	24.563	37.680	28.506	232.2
4	1'59.196	28.594	24.569	37.681	28.352	231.7
5	58.892 P	28.578				232.7
6	2'06.610	33.459	25.002	38.598	29.551	149.1
7	1'58.565	28.372	24.283	37.583	28.327	231.7
8	1'58.828	28.448	24.345	37.589	28.446	229.2
9	1'58.476	28.427	24.226	37.423	28.400	231.2
10	1'58.630	28.400	24.312	37.484	28.434	232.7
11	1'58.552	28.423	24.260	37.515	28.354	231.7
12	1'58.354	28.390	24.239	37.345	28.380	232.7
13	1'04.380 P	33.646				230.7
14	2'02.376	31.616	24.520	37.826	28.414	163.8
15	1'58.764	28.554	24.379	37.551	28.280	234.2

10th 19 Scott OGDEN		VisionTrack Racing T GBR				
Runs=2	Total laps=14	Full laps=8				
1	3'10.286	45.909	29.104	47.749	29.385	115.6
2	2'01.522	28.975	25.263	38.440	28.844	236.8
3	2'00.575 *	28.996	25.071	37.845	28.663*	232.7
4	1'59.918	28.898	24.768	37.644	28.608	234.7
5	2'00.092	28.731	24.598	38.229	28.534	239.4
6	2'00.280	28.644	24.780	38.368	28.488	236.3
7	58.617 P	28.868				232.2

11th 20 Lorenzo FELLON		SIC58 Squadra Corse FRA				
Runs=3	Total laps=13	Full laps=4				
1	2'54.562	34.399	26.748	43.076	31.150	152.1
2	2'00.226 *	28.958	24.724	37.845*	28.699	231.7
3	2'00.436	29.076	24.947	37.868	28.545	229.2
4	1'59.689 *	28.989	24.755	37.662*	28.283	226.8
5	2'01.806 *	28.888	25.996	38.051*	28.871	232.2
6	2'01.650	29.119	24.713	38.933	28.885	227.3
7	57.212 P	28.768				227.3
8	2'04.032 *	32.108	24.847	38.228*	28.849	157.2
9	2'00.619	28.934	24.625	38.188	28.872	224.0
10	57.865 P	28.966				225.0
11	2'16.675 P	36.140	25.263	48.007	27.265	164.6
12	2'02.325	31.745	24.456	37.558	28.566	156.9
13	1'58.406	28.527	24.403	37.166	28.310	229.7

12th 17 John MCPHEE		Sterilgarda Husqvarna GBR				
Runs=3	Total laps=14	Full laps=5				
1	3'29.865	32.732	25.144	38.151	28.883	157.6
2	1'59.749	28.774	24.621	37.742	28.612	231.7
3	1'59.367	28.790	24.471	37.600	28.506	232.2
4	1'59.104	28.723	24.379	37.695	28.307	232.2
5	2'00.079 *	28.612	24.390	38.304*	28.773	234.2
6	2'00.484 *	28.895	24.514	38.208*	28.867	228.3
7	59.685 P	29.504				226.8
8	2'04.474	32.217	24.922	38.467	28.868	164.6
9	2'00.524	29.041	24.609	38.058	28.816	228.8
10	1'00.578 P	30.715				216.8
11	1'13.876 P	43.749				88.7
12	2'07.950	33.352	26.642	39.319	28.637	165.3
13	1'58.471	28.626	24.260	37.259	28.326	232.7
14	1'58.645 *	28.407	24.289	37.440	28.509*	237.8

13th 66 Joel KELSO		CIP Green Power AUS				
Runs=2	Total laps=13	Full laps=8				
1	3'09.331	38.064	29.185	47.245	29.555	128.1
2	2'04.700	29.031	24.775	41.992	28.902	232.7
3	2'00.134	28.962	24.718	37.807	28.647	230.7
4	1'59.282	28.649	24.561	37.645	28.427	235.2
5	1'59.697	28.669	24.586	37.843	28.599	235.8
6	1'00.113 P	29.010				233.2
7	2'08.186	33.864	26.663	37.878	29.781	132.8
8	2'00.302	28.761	24.687	38.074	28.780	230.7
9	2'01.006	29.068	24.713	38.308	28.917	231.7
10	1'02.936 P	32.068				227.3
11	2'09.280	34.148	27.113	39.395	28.624	147.9
12	1'58.531	28.591	24.326	37.233	28.381	233.2
13	1'58.472	28.501	24.329	37.419	28.223	232.7

**Fastest Lap:** Jaume MASIA Red Bull KTM Ajo SPA 1'57.134 28.222 24.172 36.915 27.825

These data/results cannot be reproduced, stored and/or transmitted in whole or in part by any manner of electronic, mechanical, photocopying, recording, broadcasting or otherwise now known or herein after developed without the previous express consent by the copyright owner, except for reproduction in daily press and regular printed publications on sale to the public within 60 days of the event related to those data/results and always provided that copyright symbol appears together as follows below.  
© DORNA, 2022

Official MotoGP Timing by TISSOT  
www.motogp.com

Mugello, Friday, May 27, 2022

Page 2 of 5



## Free Practice Nr. 2

Moto3

Lap	Lap Time	T1	T2	T3	T4	Speed	Lap	Lap Time	T1	T2	T3	T4	Speed	
<b>14th</b>	<b>99</b>	<b>Carlos TATAY</b>					CFMOTO Racing Pru SPA	4	<b>1'59.999</b>	28.940	24.674	37.933	28.452	229.2
		Runs=2	Total laps=14	Full laps=9			5	<b>2'01.146</b>	28.920	25.049	38.191	28.986	230.2	
1	3'23.919	32.927	25.795	39.012	29.101	159.2	6	<b>2'00.264</b>	28.930	24.781	38.032	28.521	227.3	
2	<b>2'00.573</b>	29.131	24.767	37.915	28.760	225.4	7	1'00.088 P	29.112				225.4	
3	<b>1'59.829</b>	28.981	24.664	37.519	28.665	224.5	8	2'04.933	32.794	24.970	38.313	28.856	156.0	
4	<b>2'01.467</b>	28.995	24.684	38.309	29.479	224.0	9	<b>2'00.096</b>	29.033	24.703	37.811	28.549	227.8	
5	58.699 P	29.062				224.5	10	59.180 P	28.838				234.2	
6	2'05.296	33.129	24.892	38.521	28.754	150.0	11	2'26.003	45.273	25.465	44.587	30.678	93.1	
7	<b>2'01.495</b>	29.098	25.430	38.329	28.638	226.4	12	<b>2'04.815</b>	28.876	24.682	42.202	29.055	232.2	
8	<b>1'59.360</b>	28.764	24.446	37.414	28.736	228.3	13	<b>1'58.976</b>	28.604	24.384	37.494	28.494	233.2	
9	<b>1'59.648</b>	28.935	24.353	37.577	28.783	221.7								
10	<b>1'59.286</b>	28.835	24.453	37.370	28.628	222.2								
11	1'01.984 P	29.626				223.6								
12	2'10.025	34.662	26.636	39.650	29.077	139.8								
13	<b>1'58.733</b>	28.530	24.397	37.258	28.548	229.2								
14	<b>1'59.487</b>	28.673	24.557	37.365	28.892	224.0								
<b>18th</b>	<b>67</b>	<b>Alberto SURRA</b>					Rivacold Snipers Tea ITA							
		Runs=2	Total laps=11	Full laps=6			1	3'16.220	31.363	24.805	41.670	29.751	166.4	
1	3'16.220	31.363	24.805	41.670	29.751	166.4	2	<b>1'59.814</b>	28.888	24.547	37.695	28.684	231.7	
2	<b>1'59.814</b>	28.888	24.547	37.695	28.684	231.7	3	<b>1'59.861</b>	28.794	24.559	37.682	28.826	233.7	
3	<b>1'59.861</b>	28.794	24.559	37.682	28.826	233.7	4	1'01.138 P	30.475				227.3	
4	1'01.138 P	30.475				227.3	5	2'04.814	32.897	24.886	38.332	28.699	158.8	
5	2'04.814	32.897	24.886	38.332	28.699	158.8	6	<b>1'59.725</b>	28.924	24.525	37.580	28.696	227.8	
6	<b>1'59.725</b>	28.924	24.525	37.580	28.696	227.8	7	<b>1'59.850</b>	28.931	24.473	37.630	28.816	229.2	
7	<b>1'59.850</b>	28.931	24.473	37.630	28.816	229.2	8	59.427 P	29.984				226.8	
8	59.427 P	29.984				226.8	9	2'26.863	50.848	24.922	42.389	28.704		
9	2'26.863	50.848	24.922	42.389	28.704		10	<b>1'59.014</b>	28.622	24.317	37.331	28.744	227.3	
10	<b>1'59.014</b>	28.622	24.317	37.331	28.744	227.3	11	<b>1'59.026</b>	28.770	24.584	37.224	28.448	222.2	
11	<b>1'59.026</b>	28.770	24.584	37.224	28.448	222.2								
<b>19th</b>	<b>43</b>	<b>Xavier ARTIGAS</b>					CFMOTO Racing Pru SPA							
		Runs=2	Total laps=15	Full laps=8			1	2'33.910	33.953	26.039	39.501	30.135	155.1	
1	2'33.910	33.953	26.039	39.501	30.135	155.1	2	2'03.055 *	29.700	25.181	38.905	29.269*	224.0	
2	2'03.055 *	29.700	25.181	38.905	29.269*	224.0	3	<b>2'02.157</b>	29.411	25.237	38.400	29.109	223.6	
3	<b>2'02.157</b>	29.411	25.237	38.400	29.109	223.6	4	2'01.829 P	29.444	25.090	38.568	28.727	222.2	
4	2'01.829 P	29.444	25.090	38.568	28.727	222.2	5	2'08.966 *	35.158	25.473	38.990*	29.345	140.4	
5	2'08.966 *	35.158	25.473	38.990*	29.345	140.4	6	2'01.056 *	29.111	24.837	38.229*	28.879*	223.1	
6	2'01.056 *	29.111	24.837	38.229*	28.879*	223.1	7	<b>2'03.096</b>	29.049	24.816	40.007	29.224	225.0	
7	<b>2'03.096</b>	29.049	24.816	40.007	29.224	225.0	8	<b>2'01.667</b>	29.209	25.061	38.527	28.870	223.1	
8	<b>2'01.667</b>	29.209	25.061	38.527	28.870	223.1	9	<b>1'59.984</b>	28.972	24.600	37.788	28.624	227.3	
9	<b>1'59.984</b>	28.972	24.600	37.788	28.624	227.3	10	<b>1'59.761</b>	28.816	24.593	37.772	28.580	225.9	
10	<b>1'59.761</b>	28.816	24.593	37.772	28.580	225.9	11	<b>1'59.787</b>	28.816	24.646	37.680	28.645	232.2	
11	<b>1'59.787</b>	28.816	24.646	37.680	28.645	232.2	12	1'00.077 P	29.787				226.4	
12	1'00.077 P	29.787				226.4	13	2'09.292	34.711	26.338	39.013	29.230	144.3	
13	2'09.292	34.711	26.338	39.013	29.230	144.3	14	<b>1'59.155</b>	28.832	24.560	37.271	28.492	223.6	
14	<b>1'59.155</b>	28.832	24.560	37.271	28.492	223.6	15	<b>1'59.092</b>	28.859	24.481	37.358	28.394	229.7	
15	<b>1'59.092</b>	28.859	24.481	37.358	28.394	229.7								
<b>16th</b>	<b>54</b>	<b>Riccardo ROSSI</b>					SIC58 Squadra Corse ITA							
		Runs=3	Total laps=12	Full laps=5			1	3'10.494	32.320	25.335	42.019	29.221	164.1	
1	3'10.494	32.320	25.335	42.019	29.221	164.1	2	<b>2'00.799</b>	28.896	25.010	38.342	28.551	240.0	
2	<b>2'00.799</b>	28.896	25.010	38.342	28.551	240.0	3	<b>1'59.194</b>	28.838	24.543	37.431	28.382	231.7	
3	<b>1'59.194</b>	28.838	24.543	37.431	28.382	231.7	4	<b>1'59.283</b>	28.698	24.435	37.755	28.395	234.7	
4	<b>1'59.283</b>	28.698	24.435	37.755	28.395	234.7	5	<b>2'00.373</b>	28.387	24.342	38.108	29.536	238.4	
5	<b>2'00.373</b>	28.387	24.342	38.108	29.536	238.4	6	2'00.071 P	28.604	24.355	38.012	29.100	242.6	
6	2'00.071 P	28.604	24.355	38.012	29.100	242.6	7	2'06.941	34.538	25.114	38.440	28.849	135.6	
7	2'06.941	34.538	25.114	38.440	28.849	135.6	8	1'59.764 *	28.829	24.640	37.592*	28.703	226.8	
8	1'59.764 *	28.829	24.640	37.592*	28.703	226.8	9	1'00.123 P	30.749				229.7	
9	1'00.123 P	30.749				229.7	10	2'18.140 P	36.805	25.467	47.549	28.319	164.1	
10	2'18.140 P	36.805	25.467	47.549	28.319	164.1	11	2'17.719	38.509	28.183	41.693	29.334	129.0	
11	2'17.719	38.509	28.183	41.693	29.334	129.0	12	<b>1'58.964</b>	28.801	24.430	37.324	28.409	228.3	
12	<b>1'58.964</b>	28.801	24.430	37.324	28.409	228.3								
<b>17th</b>	<b>31</b>	<b>Adrian FERNANDEZ</b>					Red Bull KTM Tech3 SPA							
		Runs=2	Total laps=13	Full laps=7			1	2'53.250	36.829	27.348	39.053	29.030	131.0	
1	2'53.250	36.829	27.348	39.053	29.030	131.0	2	<b>2'01.387</b>	29.249	24.979	38.252	28.907	227.8	
2	<b>2'01.387</b>	29.249	24.979	38.252	28.907	227.8	3	2'00.943 *	29.307	24.899	38.179*	28.558	226.4	
3	2'00.943 *	29.307	24.899	38.179*	28.558	226.4								

**Fastest Lap:** Jaume MASIA Red Bull KTM Ajo SPA **1'57.134** 28.222 24.172 36.915 27.825

These data/results cannot be reproduced, stored and/or transmitted in whole or in part by any manner of electronic, mechanical, photocopying, recording, broadcasting or otherwise now known or herein after developed without the previous express consent by the copyright owner, except for reproduction in daily press and regular printed publications on sale to the public within 60 days of the event related to those data/results and always provided that copyright symbol appears together as follows below.  
© DORNA, 2022

Official MotoGP Timing by TISSOT  
www.motogp.com

Mugello, Friday, May 27, 2022

Page 3 of 5



# Free Practice Nr. 2

# Moto3

Lap	Lap Time	T1	T2	T3	T4	Speed	Lap	Lap Time	T1	T2	T3	T4	Speed
12	2'25.352	45.373	25.680	43.268	31.031	88.5	4	<b>2'00.834</b>	28.864	24.824	38.299	28.847	227.8
13	<b>2'04.277</b>	28.980	25.301	41.124	28.872	226.4	5	<b>2'04.682</b>	30.697	25.722	38.259	30.004	228.3
14	<b>1'59.222</b>	<b>28.678</b>	<b>24.487</b>	<b>37.482</b>	28.575	229.7	6	<b>2'00.084</b>	28.852	24.651	37.941	<b>28.640</b>	<b>237.8</b>
<b>21st 23 Elia BARTOLINI</b> QJMotor Avintia Racin ITA							7	1'00.126 P	28.789				235.8
Runs=1 Total laps=13 Full laps=7							8	2'10.501	36.235	25.728	39.629	28.909	130.2
1	3'08.955	34.613	28.714	42.716	28.683	163.8	9	2'00.255 *	28.758	24.860	37.788*	28.849*	230.2
2	2'00.991 *	29.207	25.182	38.113*	28.489*	<b>240.0</b>	10	<b>2'00.251</b>	28.709	24.776	37.899	28.867	230.7
3	<b>2'00.472</b>	28.886	24.297	38.462	28.827	233.2	11	59.723 P	28.728				230.7
4	<b>1'59.225</b>	<b>28.613</b>	24.286	<b>37.861</b>	<b>28.465</b>	234.7	12	2'25.766	46.486	26.901	40.883	31.496	75.2
5	2'00.253 *	28.887	24.420*	38.261	28.685*	232.7	13	<b>1'59.523</b>	28.715	24.580	<b>37.556</b>	28.672	226.8
6	2'39.602 P	28.655	<b>24.279</b>			236.3	14	<b>1'59.722</b>	<b>28.528</b>	<b>24.478</b>	37.820	28.896	230.2
7	2'13.892	36.024	28.147	40.100	29.621	158.5	15	<b>1'59.791</b>	28.538	24.735	37.810	28.708	230.7
8	<b>2'11.742</b>	29.607	25.313	46.937	29.885	222.2	<b>25th 10 Diogo MOREIRA</b> MT Helmets - MSI BRA						
9	<b>2'04.447</b>	29.499	24.893	41.064	28.991	223.6	Runs=1 Total laps=16 Full laps=11						
10	<b>2'02.122</b>	29.198	24.910	38.849	29.165	224.5	1	2'16.794	33.106	25.346	38.377	28.887	153.6
11	<b>2'13.329</b>	29.179	24.918	46.465	32.767	222.6	2	<b>2'00.928</b>	29.169	24.806	38.172	28.781	225.0
12	<b>2'00.035</b>	28.844	24.540	37.911	28.740	229.2	3	<b>2'00.258</b>	29.268	24.655	<b>37.728</b>	28.607	225.4
13	2'01.851 *	29.124	25.083	38.826	28.818*	231.7	4	<b>1'59.854</b>	28.752	24.540	37.915	28.647	227.8
<b>22nd 27 Kaito TOBA</b> CIP Green Power JPN							5	<b>2'00.371</b>	28.918	24.622	38.007	28.824	223.6
Runs=2 Total laps=11 Full laps=3							6	<b>2'00.116</b>	28.862	24.670	38.067	<b>28.517</b>	227.8
1	3'11.856	38.263	28.719	44.306	29.631	109.6	7	2'00.103 *	28.835	24.509	38.102*	28.657	227.8
2	2'00.104 *	29.264	24.663*	37.816	28.361	229.7	8	2'01.092 *	29.006	24.912	38.431*	28.743	224.0
3	<b>1'59.987</b>	29.286	24.721	37.609	28.371	<b>232.2</b>	9	1'00.659 P	29.820				229.2
4	<b>1'59.293</b>	29.135	24.503	<b>37.440</b>	<b>28.215</b>	220.8	10	2'07.658	35.426	25.150	38.406	28.676	149.7
5	2'00.934 *	28.980	<b>24.363</b>	38.981	28.610*	228.3	11	<b>2'00.022</b>	<b>28.452</b>	<b>24.329</b>	38.253	28.988	<b>232.7</b>
6	1'59.775 *	28.976	24.509	37.602*	28.688	228.3	12	<b>1'59.574</b>	28.656	24.495	37.851	28.572	230.2
7	58.951 P	<b>28.893</b>				227.8	13	<b>2'02.597</b>	28.869	24.591	38.040	31.097	226.4
8	2'08.197	34.830	25.450	38.990	28.927	140.4	14	<b>2'03.892</b>	28.727	24.558	41.622	28.985	230.2
9	1'59.962 *	28.942	24.491	37.604*	28.925	226.4	15	<b>2'00.223</b>	28.889	24.676	37.965	28.693	227.8
10	<b>1'59.878</b>	28.932	24.573	37.833	28.540	229.2	16	<b>2'02.028</b>	29.466	25.587	38.371	28.604	226.8
unfinished	28.988	24.470	37.568			225.4	<b>26th 64 Mario AJI</b> Honda Team Asia INA						
<b>23rd 82 Stefano NEPA</b> Angeluss MTA Team ITA							Runs=2 Total laps=14 Full laps=8						
1	3'17.919	31.297	25.078	40.894	28.783	171.4	1	3'12.406	35.951	25.587	43.040	29.573	139.3
2	<b>2'00.272</b>	28.973	24.791	37.963	28.545	233.2	2	<b>1'59.708</b>	28.940	24.749	37.669	<b>28.350</b>	230.7
3	<b>1'59.884</b>	28.843	24.707	<b>37.852</b>	28.482	232.2	3	<b>2'01.307</b>	28.994	24.852	38.785	28.676	<b>237.3</b>
4	<b>2'00.126</b>	28.918	24.662	38.014	28.532	230.7	4	<b>1'59.953</b>	28.974	24.740	37.629	28.610	226.8
5	2'03.507 P	28.815	24.723	40.294*	29.675	231.2	5	<b>2'00.059</b>	<b>28.868</b>	<b>24.673</b>	37.879	28.639	227.3
6	2'10.320	35.819	25.790	38.741	29.970	149.5	6	<b>2'00.003</b>	28.957	24.788	<b>37.627</b>	28.631	233.2
7	2'00.717 *	29.323	24.850	38.067*	28.477	224.5	7	1'02.829 P	30.094				225.0
8	<b>1'59.955</b>	28.822	24.676	37.894	28.563	229.7	8	2'05.237	32.590	25.114	38.391	29.142	159.0
9	<b>2'00.229</b>	28.907	24.728	38.035	28.559	228.8	9	<b>2'01.631</b>	29.171	24.929	38.330	29.201	223.6
10	<b>2'03.188</b>	31.010	24.975	38.796	28.407	228.8	10	<b>2'02.020</b>	29.483	25.168	38.266	29.103	222.6
11	58.496 P	28.863				<b>237.3</b>	11	1'04.332 P	30.830				221.3
12	2'26.008	45.914	25.459	42.286	32.349	91.9	12	2'05.782	33.226	25.379	38.285	28.892	154.9
13	<b>2'05.490</b>	31.656	24.822	40.058	28.954	227.8	13	<b>2'00.656</b>	29.036	24.846	37.928	28.846	225.9
14	<b>1'59.410</b>	<b>28.614</b>	<b>24.595</b>	37.905	<b>28.296</b>	236.8	14	<b>2'00.731</b>	28.913	24.936	37.816	29.066	226.4
<b>24th 48 Ivan ORTOLÁ</b> Angeluss MTA Team SPA							Runs=2 Total laps=15 Full laps=9						
1	2'50.748	34.865	25.836	41.922	29.493	148.1	1	3'10.175	39.989	29.473	48.098	29.452	121.6
2	<b>2'00.598</b>	28.992	24.730	38.136	28.740	230.2	2	<b>2'01.742</b>	29.359	25.063	38.684	28.636	230.7
3	<b>2'00.244</b>	28.848	24.674	37.862	28.860	231.7	3	1'59.923 *	28.828	24.705	37.844	28.546*	<b>237.8</b>
<b>27th 44 David MUÑOZ</b> BOE Motorsports SPA							Runs=2 Total laps=13 Full laps=7						
1	3'10.175	39.989	29.473	48.098	29.452	121.6	4	<b>2'00.284</b>	29.181	24.790	<b>37.726</b>	28.587	230.2
2	<b>2'01.742</b>	29.359	25.063	38.684	28.636	230.7	5	<b>2'00.170</b>	<b>28.745</b>	<b>24.581</b>	38.302	28.542	232.7

**Fastest Lap:** Jaume MASIA Red Bull KTM Ajo SPA **1'57.134** 28.222 24.172 36.915 27.825

These data/results cannot be reproduced, stored and/or transmitted in whole or in part by any manner of electronic, mechanical, photocopying, recording, broadcasting or otherwise now known or herein after developed without the previous express consent by the copyright owner, except for reproduction in daily press and regular printed publications on sale to the public within 60 days of the event related to those data/results and always provided that copyright symbol appears together as follows below.  
© DORNA, 2022

## Free Practice Nr. 2

Moto3

Lap	Lap Time	T1	T2	T3	T4	Speed	Lap	Lap Time	T1	T2	T3	T4	Speed
6	<b>1'59.793</b>	29.015	24.592	37.854	<b>28.332</b>	228.3	12	<b>2'03.250</b>	29.378	25.234	39.082	29.556	225.0
7	1'01.126 P	30.332				224.0	13	<b>2'04.400</b>	29.519	25.992	39.059	29.830	222.2
8	2'12.168	35.413	26.256	40.114	30.385	157.2	14	<b>2'15.662</b>	32.295	26.442	45.189	31.736	222.2
9	<b>2'00.519</b>	28.815	24.777	38.172	28.755	234.7	15	<b>2'05.262</b>	29.798	25.476	39.201	30.787	226.8
10	<b>2'02.723</b>	29.262	25.075	38.997	29.389	231.2	16	<b>2'02.544</b>	29.452	<b>25.149</b>	<b>38.711</b>	29.232	<b>230.7</b>
11	1'01.501 P	30.682				219.9							
12	2'18.494 *	33.715	29.918	42.931	31.930*	162.1							
13	<b>2'00.684</b>	28.805	24.838	38.188	28.853	231.2							

### 28th **72** Taiyo FURUSATO Honda Team Asia JPN

Runs=1 Total laps=17 Full laps=9

1	2'52.528	35.099	26.098	38.867	29.569	155.1
2	<b>2'02.220</b>	29.556	25.139	38.592	28.933	225.9
3	<b>2'01.323</b>	29.380	24.889	38.152	28.902	225.4
4	<b>2'00.686</b>	29.048	24.854	38.050	28.734	<b>229.2</b>
5	2'01.613 *	29.483	25.011	38.266	28.853*	229.2
6	<b>2'00.934</b>	29.117	24.900	38.214	<b>28.703</b>	229.2
7	2'01.262 *	29.003	24.890	38.352*	29.017*	227.8
8	1'00.337 P	29.699				222.6
9	2'04.051 *	32.364	24.845	38.043*	28.799	161.6
10	<b>2'00.295</b>	28.885	24.658	37.990	28.762	225.0
11	2'00.269 *	28.921	24.653	37.913	28.782*	224.5
12	1'59.975 *	28.841	<b>24.490</b>	37.872*	28.772*	224.5
13	<b>2'00.133</b>	28.870	24.664	37.892	28.707	223.6
14	<b>1'59.969</b>	<b>28.819</b>	24.523	<b>37.753</b>	28.874	223.6
15	<b>2'00.081</b>	28.876	24.573	37.819	28.813	224.0
16	2'01.696 *	30.145	24.790	37.871*	28.890	211.7
17	<b>2'07.624</b>	31.752	25.731	39.716	30.425	227.3

### 29th **70** Joshua WHATLEY VisionTrack Racing T GBR

Runs=2 Total laps=11 Full laps=6

1	2'53.969	36.072	26.014	39.180	29.434	149.5
2	<b>2'01.820</b>	<b>29.160</b>	25.098	38.255	<b>29.307</b>	<b>230.2</b>
3	<b>2'01.797</b>	29.238	24.997	<b>38.116</b>	29.446	228.3
4	1'06.300 P	32.103				223.1
5	2'09.252 P	32.172	25.339	41.979	29.762	160.7
6	2'06.546	33.140	25.132	38.676	29.598	153.6
7	<b>2'02.515</b>	29.601	24.964	38.426	29.524	220.4
8	<b>2'01.886</b>	29.393	24.874	38.237	29.382	220.4
9	2'01.980 *	29.395	24.834*	38.399	29.352	220.4
10	<b>2'02.344</b>	29.429	24.997	38.452	29.466	221.3
11	<b>2'01.948</b>	29.362	<b>24.872</b>	38.278	29.436	221.7

### 30th **22** Ana CARRASCO BOE Motorsports SPA

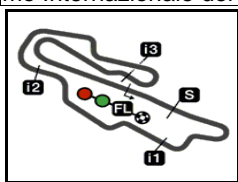
Runs=1 Total laps=16 Full laps=11

1	2'32.575	34.128	26.026	40.111	30.004	154.5
2	<b>2'04.914</b>	29.876	25.834	39.688	29.516	223.6
3	<b>2'03.599</b>	29.676	25.328	39.020	29.575	225.4
4	<b>2'03.896</b>	29.606	25.427	39.269	29.594	222.2
5	<b>2'04.645</b>	29.586	25.448	39.693	29.918	221.7
6	<b>2'03.301</b>	29.467	25.194	39.149	29.491	223.6
7	2'03.766 *	29.508	25.300	39.506*	29.452	222.6
8	2'03.337 *	<b>29.374</b>	25.295	39.197*	29.471	223.6
9	<b>2'02.955</b>	29.471	25.252	38.892	29.340	223.1
10	1'00.260 P	29.591				221.7
11	2'08.727	34.818	25.618	39.116	<b>29.175</b>	147.9

**Fastest Lap:** Jaume MASIA Red Bull KTM Ajo SPA **1'57.134** 28.222 24.172 36.915 27.825

These data/results cannot be reproduced, stored and/or transmitted in whole or in part by any manner of electronic, mechanical, photocopying, recording, broadcasting or otherwise now known or herein after developed without the previous express consent by the copyright owner, except for reproduction in daily press and regular printed publications on sale to the public within 60 days of the event related to those data/results and always provided that copyright symbol appears together as follows below.  
© DORNA, 2022





5245 m.

**GRAN PREMIO D'ITALIA OAKLEY**  
**Free Practice Nr. 2**  
**Best Partial Times**

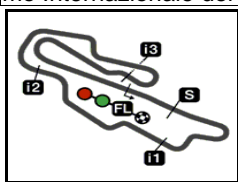
*IT* Ideal Lap Time, sum of the best partial times

*BT* Best Lap Time

T1		T2		T3		T4				IT	BT	
Pos	Rider	Time	Rider	Time	Rider	Time	Rider	Time	Pos	Rider	IT	BT
1	J.MASIA	28.222	M.BERTELLE	24.101	J.MASIA	36.915	J.MASIA	27.825	1	J.MASIA	1'57.134	1'57.134 (1)
2	D.FOGGIA	28.261	D.FOGGIA	24.112	M.BERTELLE	37.012	A.SASAKI	27.968	2	A.SASAKI	1'57.734	1'57.742 (2)
3	T.SUZUKI	28.302	J.MASIA	24.172	A.MIGNO	37.097	T.SUZUKI	27.987	3	T.SUZUKI	1'57.775	1'57.775 (3)
4	S.GARCIA	28.354	A.SASAKI	24.178	S.GARCIA	37.156	A.MIGNO	28.162	4	D.FOGGIA	1'57.820	1'57.820 (4)
5	A.SASAKI	28.367	D.ÖNCÜ	24.210	D.FOGGIA	37.164	S.GARCIA	28.173	5	M.BERTELLE	1'57.892	1'58.004 (6)
6	I.GUEVARA	28.372	I.GUEVARA	24.226	L.FELLON	37.166	K.TOBA	28.215	6	S.GARCIA	1'57.913	1'57.921 (5)
7	R.ROSSI	28.387	S.GARCIA	24.230	T.SUZUKI	37.179	J.KELSO	28.223	7	A.MIGNO	1'58.038	1'58.104 (7)
8	D.ÖNCÜ	28.402	J.MCPHEE	24.260	D.ÖNCÜ	37.207	D.ÖNCÜ	28.243	8	D.ÖNCÜ	1'58.062	1'58.108 (8)
9	J.MCPHEE	28.407	E.BARTOLINI	24.279	A.SASAKI	37.221	I.GUEVARA	28.280	9	I.GUEVARA	1'58.223	1'58.354 (9)
10	M.BERTELLE	28.435	A.MIGNO	24.305	A.SURRA	37.224	D.FOGGIA	28.283	10	J.MCPHEE	1'58.233	1'58.471 (12)
11	D.MOREIRA	28.452	T.SUZUKI	24.307	S.OGDEN	37.233	L.FELLON	28.283	11	J.KELSO	1'58.283	1'58.472 (13)
12	A.MIGNO	28.474	A.SURRA	24.317	J.KELSO	37.233	S.NEPA	28.296	12	L.FELLON	1'58.379	1'58.406 (11)
13	J.KELSO	28.501	S.OGDEN	24.323	C.TATAY	37.258	J.MCPHEE	28.307	13	S.OGDEN	1'58.405	1'58.405 (10)
14	S.OGDEN	28.515	J.KELSO	24.326	R.YAMANAKA	37.259	D.MUÑOZ	28.332	14	R.ROSSI	1'58.435	1'58.964 (16)
15	L.FELLON	28.527	D.MOREIRA	24.329	J.MCPHEE	37.259	S.OGDEN	28.334	15	R.YAMANAKA	1'58.544	1'58.840 (15)
16	I.ORTOLÁ	28.528	R.YAMANAKA	24.333	X.ARTIGAS	37.271	M.BERTELLE	28.344	16	A.SURRA	1'58.611	1'59.014 (18)
17	C.TATAY	28.530	R.ROSSI	24.342	R.ROSSI	37.324	M.AJI	28.350	17	C.TATAY	1'58.689	1'58.733 (14)
18	R.YAMANAKA	28.559	C.TATAY	24.353	I.GUEVARA	37.345	R.ROSSI	28.382	18	K.TOBA	1'58.911	1'59.293 (22)
19	A.FERNANDEZ	28.604	K.TOBA	24.363	K.TOBA	37.440	R.YAMANAKA	28.393	19	A.FERNANDEZ	1'58.934	1'58.976 (17)
20	E.BARTOLINI	28.613	A.FERNANDEZ	24.384	D.HOLGADO	37.482	X.ARTIGAS	28.394	20	X.ARTIGAS	1'58.962	1'59.092 (19)
21	S.NEPA	28.614	L.FELLON	24.403	A.FERNANDEZ	37.494	D.HOLGADO	28.396	21	D.MOREIRA	1'59.026	1'59.574 (25)
22	A.SURRA	28.622	I.ORTOLÁ	24.478	I.ORTOLÁ	37.556	A.SURRA	28.448	22	D.HOLGADO	1'59.043	1'59.222 (20)
23	D.HOLGADO	28.678	X.ARTIGAS	24.481	M.AJI	37.627	A.FERNANDEZ	28.452	23	I.ORTOLÁ	1'59.202	1'59.523 (24)
24	D.MUÑOZ	28.745	D.HOLGADO	24.487	D.MUÑOZ	37.726	E.BARTOLINI	28.465	24	E.BARTOLINI	1'59.218	1'59.225 (21)

These data/results cannot be reproduced, stored and/or transmitted in whole or in part by any manner of electronic, mechanical, photocopying, recording, broadcasting or otherwise now known or herein after developed without the previous express consent by the copyright owner, except for reproduction in daily press and regular printed publications on sale to the public within 60 days of the event related to those data/results and always provided that copyright symbol appears together as follows below.  
 © DORNA, 2022





5245 m.

# GRAN PREMIO D'ITALIA OAKLEY

## Free Practice Nr. 2

### Best Partial Times

# Moto3™

*IT* Ideal Lap Time, sum of the best partial times

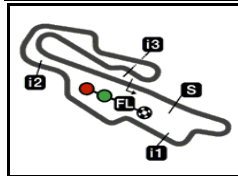
*BT* Best Lap Time

<b>T1</b>			<b>T2</b>			<b>T3</b>			<b>T4</b>				
<i>Pos</i>	<i>Rider</i>	<i>Time</i>	<i>Rider</i>	<i>Time</i>	<i>Rider</i>	<i>Time</i>	<i>Rider</i>	<i>Time</i>	<i>Pos</i>	<i>Rider</i>	<i>IT</i>	<i>BT</i>	
25	X.ARTIGAS	28.816	T.FURUSATO	24.490	D.MOREIRA	37.728	D.MOREIRA	28.517	25	<b>S.NEPA</b>	1'59.357	1'59.410	(23)
26	<b>T.FURUSATO</b>	<b>28.819</b>	<b>D.MUÑOZ</b>	<b>24.581</b>	<b>T.FURUSATO</b>	<b>37.753</b>	<b>C.TATAY</b>	<b>28.548</b>	26	<b>D.MUÑOZ</b>	1'59.384	1'59.793	(27)
27	M.AJI	28.868	S.NEPA	24.595	S.NEPA	37.852	I.ORTOLÁ	28.640	27	<b>M.AJI</b>	1'59.518	1'59.708	(26)
28	<b>K.TOBA</b>	<b>28.893</b>	<b>M.AJI</b>	<b>24.673</b>	<b>E.BARTOLINI</b>	<b>37.861</b>	<b>T.FURUSATO</b>	<b>28.703</b>	28	<b>T.FURUSATO</b>	1'59.765	1'59.969	(28)
29	J.WHATLEY	29.160	J.WHATLEY	24.872	J.WHATLEY	38.116	A.CARRASCO	29.175	29	<b>J.WHATLEY</b>	2'01.455	2'01.797	(29)
30	<b>A.CARRASCO</b>	<b>29.374</b>	<b>A.CARRASCO</b>	<b>25.149</b>	<b>A.CARRASCO</b>	<b>38.711</b>	<b>J.WHATLEY</b>	<b>29.307</b>	30	<b>A.CARRASCO</b>	2'02.409	2'02.544	(30)

These data/results cannot be reproduced, stored and/or transmitted in whole or in part by any manner of electronic, mechanical, photocopying, recording, broadcasting or otherwise now known or herein after developed without the previous express consent by the copyright owner, except for reproduction in daily press and regular printed publications on sale to the public within 60 days of the event related to those data/results and always provided that copyright symbol appears together as follows below.  
© DORNA, 2022

Official MotoGP Timing by **TISSOT**  
www.motogp.com






5245 m.

## GRAN PREMIO D'ITALIA OAKLEY

### Free Practice Nr. 2

### Fastest Laps Sequence

<i>Practice Time</i>	 <i>Rider</i>	<i>Nation</i>	<i>Motorcycle</i>	<i>Time</i>	<i>Km/h</i>	<i>Rider's Lap</i>
<b>4'17.710</b>	6 Ryusei YAMANAKA	JPN	KTM	<b>2'00.208</b>	157.0	2
<b>5'12.114</b>	64 Mario AJI	INA	HONDA	<b>1'59.708</b>	157.7	2
<b>5'15.658</b>	16 Andrea MIGNO	ITA	HONDA	<b>1'59.575</b>	157.9	2
<b>5'15.917</b>	71 Ayumu SASAKI	JPN	HUSQVARNA	<b>1'58.826</b>	158.9	2
<b>7'14.107</b>	71 Ayumu SASAKI	JPN	HUSQVARNA	<b>1'58.190</b>	159.7	3
<b>11'10.100</b>	71 Ayumu SASAKI	JPN	HUSQVARNA	<b>1'57.742</b>	160.3	5
<b>40'42.371</b>	5 Jaume MASIA	SPA	KTM	<b>1'57.134</b>	161.1	9

These data/results cannot be reproduced, stored and/or transmitted in whole or in part by any manner of electronic, mechanical, photocopying, recording, broadcasting or otherwise now known or herein after developed without the previous express consent by the copyright owner, except for reproduction in daily press and regular printed publications on sale to the public within 60 days of the event related to those data/results and always provided that copyright symbol appears together as follows below.

© DORNA, 2022

Official MotoGP Timing by TISSOT  
www.motogp.com

Mugello, Friday, May 27, 2022

