




5245 m.

## GRAN PREMIO D'ITALIA OAKLEY

## Free Practice Nr. 1

## Classification

3

	Rider	Nation	Team	Motorcycle	Time	Lap Total	Gap	Top Speed
1	7 Dennis FOGGIA	ITA	Leopard Racing	HONDA	<b>1'56.916</b>	15	17	<b>242.1</b>
2	17 John MCPHEE	GBR	Sterilgarda Husqvarna Max	HUSQVARNA	<b>1'57.283</b>	12	14	0.367 0.367 <b>242.6</b>
3	71 Ayumu SASAKI	JPN	Sterilgarda Husqvarna Max	HUSQVARNA	<b>1'57.394</b>	13	14	0.478 0.111 <b>243.2</b>
4	10 Diogo MOREIRA	BRA	MT Helmets - MSI	KTM	<b>1'57.850</b>	14	15	0.934 0.456 <b>246.0</b>
5	24 Tatsuki SUZUKI	JPN	Leopard Racing	HONDA	<b>1'57.905</b>	11	14	0.989 0.055 <b>240.5</b>
6	54 Riccardo ROSSI	ITA	SIC58 Squadra Corse	HONDA	<b>1'58.059</b>	14	16	1.143 0.154 <b>243.2</b>
7	28 Izan GUEVARA	SPA	Valresa GASGAS Aspar Team	GASGAS	<b>1'58.111</b>	13	15	1.195 0.052 <b>240.0</b>
8	64 Mario AJI	INA	Honda Team Asia	HONDA	<b>1'58.153</b>	16	16	1.237 0.042 <b>234.2</b>
9	96 Daniel HOLGADO	SPA	Red Bull KTM Ajo	KTM	<b>1'58.285</b>	15	16	1.369 0.132 <b>241.0</b>
10	16 Andrea MIGNO	ITA	Rivacold Snipers Team	HONDA	<b>1'58.305</b>	14	16	1.389 0.020 <b>239.4</b>
11	5 Jaume MASIA	SPA	Red Bull KTM Ajo	KTM	<b>1'58.307</b>	15	15	1.391 0.002 <b>236.8</b>
12	23 Elia BARTOLINI	ITA	QJMotor Avintia Racing Team	KTM	<b>1'58.440</b>	15	15	1.524 0.133 <b>237.8</b>
13	99 Carlos TATAY	SPA	CFMOTO Racing PruestelGP	CFMOTO	<b>1'58.445</b>	15	16	1.529 0.005 <b>237.8</b>
14	11 Sergio GARCIA	SPA	Valresa GASGAS Aspar Team	GASGAS	<b>1'58.624</b>	17	17	1.708 0.179 <b>241.0</b>
15	66 Joel KELSO	AUS	CIP Green Power	KTM	<b>1'58.631</b>	14	14	1.715 0.007 <b>238.9</b>
16	18 Matteo BERTELLE	ITA	QJMotor Avintia Racing Team	KTM	<b>1'58.641</b>	17	17	1.725 0.010 <b>238.4</b>
17	53 Deniz ÖNCÜ	TUR	Red Bull KTM Tech3	KTM	<b>1'58.737</b>	17	17	1.821 0.096 <b>239.4</b>
18	6 Ryusei YAMANAKA	JPN	MT Helmets - MSI	KTM	<b>1'58.782</b>	13	15	1.866 0.045 <b>244.3</b>
19	67 Alberto SURRA	ITA	Rivacold Snipers Team	HONDA	<b>1'58.805</b>	12	14	1.889 0.023 <b>238.9</b>
20	82 Stefano NEPA	ITA	Angeluss MTA Team	KTM	<b>1'58.816</b>	14	15	1.900 0.011 <b>238.9</b>
21	31 Adrian FERNANDEZ	SPA	Red Bull KTM Tech3	KTM	<b>1'58.857</b>	15	16	1.941 0.041 <b>238.4</b>
22	19 Scott OGDEN	GBR	VisionTrack Racing Team	HONDA	<b>1'58.901</b>	14	15	1.985 0.044 <b>241.0</b>
23	27 Kaito TOBA	JPN	CIP Green Power	KTM	<b>1'59.025</b>	11	14	2.109 0.124 <b>236.8</b>
24	20 Lorenzo FELLON	FRA	SIC58 Squadra Corse	HONDA	<b>1'59.800</b>	4	14	2.884 0.775 <b>240.5</b>
25	43 Xavier ARTIGAS	SPA	CFMOTO Racing PruestelGP	CFMOTO	<b>2'00.205</b>	16	16	3.289 0.405 <b>235.2</b>
26	72 Taiyo FURUSATO	JPN	Honda Team Asia	HONDA	<b>2'00.230</b>	13	16	3.314 0.025 <b>240.5</b>
27	44 David MUÑOZ	SPA	BOE Motorsports	KTM	<b>2'00.444</b>	5	13	3.528 0.214 <b>243.7</b>
28	48 Ivan ORTOLÁ	SPA	Angeluss MTA Team	KTM	<b>2'00.704</b>	17	17	3.788 0.260 <b>238.4</b>
29	70 Joshua WHATLEY	GBR	VisionTrack Racing Team	HONDA	<b>2'01.444</b>	13	15	4.528 0.740 <b>235.2</b>
30	22 Ana CARRASCO	SPA	BOE Motorsports	KTM	<b>2'02.606</b>	14	15	5.690 1.162 <b>237.3</b>

Practice condition: **Dry**Air: **22°**Humidity: **78%**Ground: **27°**

<b>Fastest Lap:</b>	Lap: 15	<b>Dennis FOGGIA</b>	<b>1'56.916</b>	161.5 Km/h
<b>Best Race Lap:</b>	2018	<b>Fabio DI GIANNANTONIO</b>	<b>1'56.628</b>	161.8 Km/h
<b>All Time Lap Record:</b>	2021	<b>Tatsuki SUZUKI</b>	<b>1'56.001</b>	162.7 Km/h

The results are provisional until the end of the limit for protest and appeals.

Time limit for protest expires 30' after publication of the results - ..... Time: .....

These data/results cannot be reproduced, stored and/or transmitted in whole or in part by any manner of electronic, mechanical, photocopying, recording, broadcasting or otherwise now known or herein after developed without the previous express consent by the copyright owner, except for reproduction in daily press and regular printed publications on sale to the public within 60 days of the event related to those data/results and always provided that copyright symbol appears together as follows below.

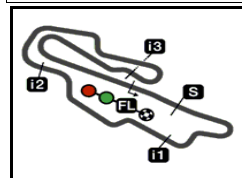
© DORNA, 2022

Official MotoGP Timing by TISSOT  
www.motogp.com

Mugello, Friday, May 27, 2022

moto3™





5245 m.

## GRAN PREMIO D'ITALIA OAKLEY

## Free Practice Nr. 1

## Top Speed &amp; Average

4

Rider	Nation	Motorcycle	Top 5 speeds					Average	Top
10 Diogo MOREIRA	BRA	KTM	246.0	237.8	236.8	235.8	235.2	238.3	246.0
6 Ryusei YAMANAKA	JPN	KTM	244.3	237.3	235.2	235.2	234.7	236.9	244.3
44 David MUÑOZ	SPA	KTM	243.7	240.0	240.0	238.9	238.9	240.1	243.7
54 Riccardo ROSSI	ITA	HONDA	243.2	243.2	243.2	242.6	242.1	242.7	243.2
71 Ayumu SASAKI	JPN	HUSQVARNA	243.2	239.4	238.9	236.8	236.8	239.0	243.2
17 John MCPHEE	GBR	HUSQVARNA	242.6	242.1	240.5	238.4	237.3	240.2	242.6
7 Dennis FOGGIA	ITA	HONDA	242.1	241.6	241.0	241.0	240.0	240.8	242.1
11 Sergio GARCIA	SPA	GASGAS	241.0	240.5	238.9	237.3	237.3	239.0	241.0
19 Scott OGDEN	GBR	HONDA	241.0	238.4	238.4	237.8	237.3	238.6	241.0
96 Daniel HOLGADO	SPA	KTM	241.0	241.0	240.0	238.9	238.9	239.8	241.0
20 Lorenzo FELLON	FRA	HONDA	240.5	240.0	237.8	237.3	237.3	238.4	240.5
24 Tatsuki SUZUKI	JPN	HONDA	240.5	239.4	238.9	238.4	238.4	239.1	240.5
72 Taiyo FURUSATO	JPN	HONDA	240.5	237.8	236.8	236.3	235.8	237.2	240.5
28 Izan GUEVARA	SPA	GASGAS	240.0	238.4	238.4	238.4	237.3	238.5	240.0
16 Andrea MIGNO	ITA	HONDA	239.4	235.8	235.2	235.2	235.2	236.2	239.4
53 Deniz ÖNCÜ	TUR	KTM	239.4	236.8	233.7	233.7	233.2	234.7	239.4
66 Joel KELSO	AUS	KTM	238.9	238.9	238.4	237.3	236.8	237.9	238.9
67 Alberto SURRA	ITA	HONDA	238.9	236.8	235.2	235.2	234.2	236.1	238.9
82 Stefano NEPA	ITA	KTM	238.9	238.9	238.4	238.4	237.8	238.3	238.9
18 Matteo BERTELLE	ITA	KTM	238.4	237.8	237.3	236.8	234.7	236.6	238.4
31 Adrian FERNANDEZ	SPA	KTM	238.4	237.8	236.3	235.8	234.7	236.6	238.4
48 Ivan ORTOLÁ	SPA	KTM	238.4	238.4	237.8	237.8	237.8	238.0	238.4
23 Elia BARTOLINI	ITA	KTM	237.8	236.8	236.3	235.8	234.7	236.0	237.8
99 Carlos TATAY	SPA	CFMOTO	237.8	235.8	235.2	235.2	235.2	235.8	237.8
22 Ana CARRASCO	SPA	KTM	237.3	236.8	236.8	234.7	232.7	235.2	237.3
5 Jaume MASIA	SPA	KTM	236.8	236.3	235.8	235.8	235.8	236.1	236.8
27 Kaito TOBA	JPN	KTM	236.8	235.8	235.2	234.7	234.7	235.4	236.8
43 Xavier ARTIGAS	SPA	CFMOTO	235.2	234.2	234.2	234.2	234.2	234.4	235.2
70 Joshua WHATLEY	GBR	HONDA	235.2	235.2	234.7	234.2	234.2	234.7	235.2
64 Mario AJI	INA	HONDA	234.2	233.7	233.2	232.7	232.7	233.3	234.2

These data/results cannot be reproduced, stored and/or transmitted in whole or in part by any manner of electronic, mechanical, photocopying, recording, broadcasting or otherwise now known or herein after developed without the previous express consent by the copyright owner, except for reproduction in daily press and regular printed publications on sale to the public within 60 days of the event related to those data/results and always provided that copyright symbol appears together as follows below.

© DORNA, 2022

Official MotoGP Timing by TISSOT  
www.motogp.com

Mugello, Friday, May 27, 2022





5245 m.

# GRAN PREMIO D'ITALIA OAKLEY

## Free Practice Nr. 1

### Chronological Analysis of Performances

5

\* Lap / Sector time cancelled      **T1** Time from finish line to 1st intermediate      **T3** Time from 2nd intermed. to 3rd intermed.  
**P** Crossing the finish line in pit lane      **T2** Time from 1st intermed. to 2nd intermed.      **T4** Time from 3rd intermediate to finish line

Lap	Lap Time	T1	T2	T3	T4	Speed	Lap	Lap Time	T1	T2	T3	T4	Speed
<b>1st 7 Dennis FOGGIA</b> Leopard Racing ITA							8	2'08.863	35.625	25.387	38.523	29.328	124.5
Runs=1 Total laps=17 Full laps=13							9	<b>2'00.067</b>	28.786	24.868	37.941	28.472	238.9
1	3'28.636	33.746	26.086	39.117	28.935	163.3	10	<b>1'59.904</b>	28.771	24.729	37.917	28.487	236.8
2	<b>2'00.616</b>	29.116	25.069	38.034	28.397	241.0	11	1'00.838 P	29.308				228.8
3	<b>2'00.031</b>	28.749	25.026	37.896	28.360	242.1	12	2'02.025	31.374	24.750	37.728	28.173	171.7
4	<b>1'59.360</b>	28.638	24.600	37.663	28.459	240.0	13	<b>1'57.394</b>	28.313	24.170	37.073	27.838	243.2
5	<b>1'58.983</b>	28.567	24.541	37.578	28.297	238.9	14	<b>1'58.292</b>	28.441	24.392	37.394	28.065	239.4
6	<b>1'58.742</b>	28.453	24.474	37.562	28.253	240.0	PIT 29.228 233.7						
7	<b>2'03.967</b>	30.983	26.698	37.962	28.324	241.0							
8	<b>1'58.758</b>	28.484	24.566	37.379	28.329	239.4							
9	<b>1'58.488</b>	28.446	24.348	37.430	28.264	240.0							
10	<b>1'58.446</b>	28.397	24.493	37.254	28.302	238.9							
11	<b>1'58.417</b>	28.430	24.420	37.335	28.232	238.9							
12	1'00.744 P	31.249				238.9							
13	2'04.192	32.688	25.591	37.664	28.249	163.8							
14	<b>1'57.490</b>	28.371	24.224	36.797	28.098	236.8							
15	<b>1'56.916</b>	28.220	24.152	36.689	27.855	238.4							
16	<b>1'56.954</b>	28.134	24.127	36.762	27.931	239.4							
17	1'58.317 *	28.345	24.275	37.511*	28.186	241.6							
<b>2nd 17 John MCPHEE</b> Sterilgarda Husqvarna GBR													
Runs=2 Total laps=14 Full laps=7													
1	3'17.897	33.349	26.227	39.929	29.710	163.6							
2	<b>2'02.177</b>	29.566	25.264	38.273	29.074	242.1							
3	<b>2'01.051</b>	29.089	25.048	38.084	28.830	232.7							
4	2'01.071 *	29.133	25.045*	38.140	28.753	232.7							
5	<b>1'59.811</b>	28.929	24.733	37.709	28.440	233.2							
6	<b>2'00.838</b>	28.879	24.766	37.973	29.220	235.8							
7	57.759 P	28.713				237.3							
8	2'06.008	32.379	25.699	38.927	29.003	167.1							
9	<b>2'00.999</b>	29.042	24.967	38.024	28.966	233.2							
10	1'01.921 P	31.531				232.2							
11	2'03.327	32.126	24.974	37.868	28.359	169.0							
12	<b>1'57.283</b>	28.316	24.305	36.839	27.823	240.5							
13	<b>2'01.336</b>	28.339	24.377	40.144	28.476	242.6							
14	2'00.233 *	28.555	24.745	38.053*	28.880	238.4							
<b>5th 24 Tatsuki SUZUKI</b> Leopard Racing JPN													
Runs=3 Total laps=15 Full laps=6													
1	6'29.317	37.973	26.114	39.461	29.018	142.2							
2	<b>2'01.272</b>	29.381	24.967	38.303	28.621	237.8							
3	2'00.056 *	28.978	24.628	37.934*	28.516	237.3							
4	<b>1'59.945</b>	28.777	24.766	37.951	28.451	236.8							
5	1'59.906 *	28.731	24.693	37.925	28.557*	236.8							
6	2'04.081 *	32.407	25.190	38.113*	28.371	216.0							
7	<b>1'59.648</b>	28.737	24.762	37.722	28.427	238.4							
8	1'04.662 P	30.324				219.5							
9	2'08.991	37.404	25.360	38.146	28.081	150.0							
10	<b>1'58.219</b>	28.407	24.381	37.307	28.124	240.5							
11	<b>1'57.905</b>	28.361	24.348	37.228	27.968	238.9							
12	1'02.608 P	30.335				217.7							
13	2'00.880 *	30.611	24.666*	37.496	28.107*	171.9							
14	<b>1'58.182</b>	28.445	24.452	37.259	28.026	238.4							
PIT 37.720 239.4													
<b>3rd 71 Ayumu SASAKI</b> Sterilgarda Husqvarna JPN													
Runs=3 Total laps=15 Full laps=9													
1	2'54.968	34.046	26.750	39.793	29.275	168.4							
2	<b>2'02.704</b>	29.678	25.416	38.786	28.824	234.7							
3	<b>2'02.119</b>	29.283	25.417	38.662	28.757	236.8							
4	<b>2'01.023</b>	29.141	25.039	38.323	28.520	233.2							
5	<b>2'00.447</b>	28.904	24.835	38.244	28.464	234.2							
6	<b>1'59.813</b>	28.799	24.682	37.941	28.391	235.2							
7	1'00.798 P	28.793				235.2							

**Fastest Lap:** Dennis FOGGIA Leopard Racing ITA **1'56.916** 28.220 24.152 36.689 27.855

These data/results cannot be reproduced, stored and/or transmitted in whole or in part by any manner of electronic, mechanical, photocopying, recording, broadcasting or otherwise now known or herein after developed without the previous express consent by the copyright owner, except for reproduction in daily press and regular printed publications on sale to the public within 60 days of the event related to those data/results and always provided that copyright symbol appears together as follows below.  
 © DORNA, 2022



# Free Practice Nr. 1

# Moto3

Lap	Lap Time	T1	T2	T3	T4	Speed	Lap	Lap Time	T1	T2	T3	T4	Speed		
<b>6th</b>	<b>54</b>	<b>Riccardo ROSSI</b>					SIC58 Squadra Corse ITA	<b>9th</b>	<b>96</b>	<b>Daniel HOLGADO</b>					Red Bull KTM Ajo SPA
		Runs=2	Total laps=16	Full laps=9					Runs=2	Total laps=16	Full laps=10				
1	3'28.621	35.962	26.503	39.236	29.120	145.3	1	2'32.878	33.913	26.124	38.972	29.354	158.8		
2	<b>2'01.287</b>	29.308	25.276	38.160	28.543	238.4	2	2'02.645 *	29.181	25.339	38.591	29.534*	234.2		
3	<b>1'59.970</b>	28.862	24.985	37.873	28.250	238.9	3	<b>2'01.892</b>	29.353	25.103	38.341	29.095	234.2		
4	<b>1'59.294</b>	28.570	24.709	37.712	28.303	<b>243.2</b>	4	<b>2'01.729</b>	29.179	25.195	38.277	29.078	233.7		
5	1'59.073 *	28.584	24.696	37.530*	28.263	242.1	5	<b>2'01.075</b>	29.131	24.877	38.236	28.831	233.7		
6	<b>1'58.445</b>	28.379	24.480	37.430	28.156	243.2	6	<b>2'00.481</b>	29.005	24.964	37.839	28.673	233.7		
7	1'01.085 P	30.707				242.1	7	1'01.861 P	29.158				238.9		
8	2'07.926	36.004	25.100	38.018	28.804	137.7	8	2'08.258	34.746	25.514	38.957	29.041	129.0		
9	<b>1'59.993</b>	28.707	24.813	37.899	28.574	234.7	9	<b>1'59.598</b>	28.745	24.744	37.621	28.488	<b>241.0</b>		
10	<b>1'59.588</b>	28.774	24.676	37.639	28.499	234.7	10	<b>1'59.368</b>	28.666	24.594	37.694	28.414	240.0		
11	58.348 P	29.627				234.7	11	<b>1'59.409</b>	28.582	24.589	37.747	28.491	238.9		
12	2'15.614	40.735	26.975	39.227	28.677	113.8	12	1'00.525 P	29.287				236.3		
13	<b>2'05.294</b>	33.566	25.301	38.149	28.278	235.2	13	2'07.279 *	33.609	25.981	38.850*	28.839	154.5		
14	<b>1'58.059</b>	28.588	24.269	<b>37.155</b>	<b>28.047</b>	238.9	14	<b>1'59.813</b>	28.863	24.709	37.964	28.277	233.7		
15	<b>2'04.776</b>	28.455	24.662	41.498	30.161	242.6	15	<b>1'58.285</b>	28.408	<b>24.324</b>	<b>37.340</b>	<b>28.213</b>	238.9		
16	1'58.940 *	<b>28.322</b>	<b>24.215</b>	38.119*	28.284	243.2	16	<b>2'01.754</b>	<b>28.402</b>	24.508	37.633	31.211	241.0		
<b>7th</b>	<b>28</b>	<b>Izan GUEVARA</b>					Valresa GASGAS Asp SPA	<b>10th</b>	<b>16</b>	<b>Andrea MIGNO</b>					Rivacold Snipers Tea ITA
		Runs=1	Total laps=15	Full laps=11					Runs=2	Total laps=16	Full laps=9				
1	2'31.623	33.819	26.086	39.029	29.489	156.7	1	2'20.885	32.967	25.878	39.273	29.223	161.1		
2	<b>2'01.807</b>	29.169	25.107	38.562	28.969	232.7	2	<b>2'01.262</b>	29.371	25.077	38.048	28.766	233.7		
3	<b>2'01.097</b>	29.072	24.954	38.149	28.922	232.7	3	<b>2'00.436</b>	28.975	24.829	37.902	28.730	233.2		
4	<b>2'00.219</b>	28.848	24.771	37.955	28.645	233.7	4	<b>1'59.807</b>	28.849	24.707	37.705	28.546	232.2		
5	<b>1'59.820</b>	28.820	24.777	37.775	28.448	233.2	5	<b>1'59.670</b>	28.782	24.555	37.694	28.639	232.7		
6	<b>1'59.464</b>	28.744	24.656	37.711	28.353	235.2	6	<b>1'59.472</b>	28.713	24.492	37.725	28.542	233.2		
7	<b>1'59.568</b>	28.603	24.638	37.733	28.594	235.8	7	59.706 P	28.710				233.7		
8	<b>1'59.154</b>	28.622	24.553	37.532	28.447	235.8	8	2'04.740	33.074	25.079	37.999	28.588	159.5		
9	1'01.144 P	30.315				235.2	9	<b>1'59.111</b>	28.783	24.500	37.492	28.336	235.8		
10	2'04.279	33.041	24.915	37.873	28.450	155.1	10	1'59.482 *	28.739	24.600*	37.670	28.473	235.2		
11	<b>1'58.486</b>	28.437	24.486	37.371	28.192	237.3	11	<b>1'58.813</b>	28.628	24.365	37.381	28.439	235.2		
12	<b>1'58.254</b>	28.377	<b>24.373</b>	37.395	28.109	238.4	12	58.305 P	28.811				234.2		
13	<b>1'58.111</b>	28.370	24.387	<b>37.310</b>	<b>28.044</b>	238.4	13	2'04.335	32.618	25.161	37.957	28.599	159.0		
14	<b>2'02.001</b>	30.034	25.591	38.060	28.316	238.4	14	<b>1'58.305</b>	28.463	<b>24.268</b>	<b>37.281</b>	28.293	234.7		
15	1'58.546 *	<b>28.365</b>	24.443	37.461*	28.277	<b>240.0</b>	15	<b>2'02.238</b>	29.656	26.650	37.696	<b>28.236</b>	235.2		
16							16	1'58.267 *	<b>28.300</b>	24.408	37.246*	28.313	<b>239.4</b>		
<b>8th</b>	<b>64</b>	<b>Mario AJI</b>					Honda Team Asia INA	<b>11th</b>	<b>5</b>	<b>Jaume MASIA</b>					Red Bull KTM Ajo SPA
		Runs=2	Total laps=16	Full laps=11					Runs=3	Total laps=16	Full laps=8				
1	3'07.813	35.667	27.249	40.625	29.574	135.5	1	2'40.135	34.967	26.807	40.071	30.008	156.5		
2	<b>2'03.230</b>	29.894	25.407	38.699	29.230	229.2	2	<b>2'01.934</b>	29.362	25.379	38.470	28.723	236.3		
3	<b>2'02.160</b>	29.184	25.047	38.375	29.554	<b>234.2</b>	3	<b>2'00.603</b>	28.991	24.930	38.077	28.605	234.2		
4	<b>2'02.413</b>	29.145	25.210	39.073	28.985	231.7	4	<b>1'59.553</b>	28.725	24.712	37.774	28.342	233.2		
5	<b>2'01.303</b>	29.100	25.068	38.169	28.966	227.3	5	1'58.799 *	28.555	24.490	37.422	28.332*	234.7		
6	<b>2'00.618</b>	29.044	25.158	37.670	28.746	230.2	6	<b>1'59.232</b>	28.496	24.592	37.678	28.466	235.2		
7	<b>2'01.018</b>	28.818	25.077	38.208	28.915	233.2	7	1'00.214 P	30.019				233.7		
8	<b>2'03.249</b>	29.204	25.815	39.015	29.215	227.8	8	2'05.568	32.944	25.147	38.653	28.824	150.2		
9	<b>2'01.120</b>	29.111	25.006	38.015	28.988	227.3	9	<b>1'59.390</b>	28.718	24.564	37.706	28.402	235.8		
10	1'05.230 P	30.530				225.4	10	<b>1'59.478</b>	28.654	24.576	37.849	28.399	235.8		
11	1'08.090 P	32.667				161.9	11	1'59.248 *	28.487	24.546*	37.768	28.447	234.7		
12	2'10.230	34.924	28.208	38.171	28.927	160.7	12	1'01.314 P	31.710				232.2		
13	<b>1'59.495</b>	28.775	24.771	37.450	28.499	230.2	13	2'08.930	34.310	26.044	39.605	28.971	149.5		
14	1'58.567 *	28.675	24.633	37.047*	28.212	232.7	14	<b>1'58.329</b>	28.432	24.303	37.403	<b>28.191</b>	<b>236.8</b>		
15	<b>1'59.188</b>	<b>28.453</b>	24.587	37.769	28.379	233.7	15	<b>1'58.307</b>	28.408	<b>24.268</b>	<b>37.379</b>	28.252	235.2		
16	<b>1'58.153</b>	28.478	<b>24.459</b>	<b>37.120</b>	<b>28.096</b>	232.7		<b>PIT</b>	<b>28.307</b>				235.8		

**Fastest Lap:** Dennis FOGGIA Leopard Racing ITA **1'56.916** 28.220 24.152 36.689 27.855

These data/results cannot be reproduced, stored and/or transmitted in whole or in part by any manner of electronic, mechanical, photocopying, recording, broadcasting or otherwise now known or herein after developed without the previous express consent by the copyright owner, except for reproduction in daily press and regular printed publications on sale to the public within 60 days of the event related to those data/results and always provided that copyright symbol appears together as follows below.  
© DORNA, 2022

Official MotoGP Timing by TISSOT  
www.motogp.com

Mugello, Friday, May 27, 2022

Page 2 of 6





# Free Practice Nr. 1

# Moto3

Lap	Lap Time	T1	T2	T3	T4	Speed	Lap	Lap Time	T1	T2	T3	T4	Speed		
<b>12th</b>	<b>23</b>	<b>Elia BARTOLINI</b>					QJMotor Avintia Racin ITA	17	<b>1'58.624</b>	28.488	24.436	37.450	28.250	241.0	
		Runs=3	Total laps=15		Full laps=8										
1	3'08.608 *	33.002	26.100	39.212	29.289*	167.9									
2	<b>2'02.261</b>	29.485	25.300	38.608	28.868	234.7									
3	<b>2'01.375</b>	29.155	25.113	38.281	28.826	234.2									
4	<b>2'07.089</b>	29.539	25.501	39.468	32.581	232.2									
5	<b>2'00.841</b>	29.022	24.985	38.126	28.708	234.2									
6	58.235 P	29.189					234.7								
7	2'10.561	36.923	25.469	38.994	29.175	115.0									
8	<b>2'01.313</b>	29.115	25.436	38.167	28.595	231.7									
9	<b>2'00.029</b>	28.627	24.915	37.896	28.591	<b>237.8</b>									
10	57.016 P	29.037					235.8								
11	2'16.819	42.988	26.460	38.429	28.942	105.5									
12	57.538 P	29.040					231.2								
13	2'07.835 *	37.308	24.642	37.531*	28.354	98.7									
14	<b>1'58.889</b>	28.557	24.561	37.536	28.235	236.3									
15	<b>1'58.440</b>	<b>28.524</b>	<b>24.533</b>	<b>37.248</b>	<b>28.135</b>	236.8									
<b>13th</b>	<b>99</b>	<b>Carlos TATAY</b>					CFMOTO Racing Pru SPA	<b>15th</b>	<b>66</b>	<b>Joel KELSO</b>					CIP Green Power AUS
		Runs=2	Total laps=16		Full laps=11				Runs=2	Total laps=14		Full laps=9			
1	3'14.439	36.931	28.027	39.955	29.782	141.7	1	3'07.976	36.235	26.651	39.756	29.054	138.2		
2	<b>2'02.630</b>	29.600	25.593	38.453	28.984	234.7	2	<b>2'02.267</b>	29.457	25.396	38.444	28.970	<b>238.9</b>		
3	<b>2'00.865</b>	29.143	25.127	37.950	28.645	233.7	3	<b>2'02.960</b>	29.055	25.058	38.229	30.618	234.7		
4	<b>2'00.137</b>	28.851	24.868	37.712	28.706	235.8	4	<b>2'05.617</b>	28.886	25.271	39.597	31.863	237.3		
5	<b>1'59.590</b>	28.834	24.785	37.501	28.470	234.2	5	<b>2'00.080</b>	28.924	24.896	37.742	28.518	238.9		
6	1'58.502 P	28.629	24.727	37.599	27.547	<b>237.8</b>	6	1'03.580 P	33.713					236.8	
7	2'06.338	33.612	25.730	38.096	28.900	152.3	7	2'08.533	32.822	25.738	41.206	28.767	159.0		
8	<b>1'59.804</b>	28.850	24.827	37.499	28.628	234.2	8	<b>2'00.955</b>	29.164	25.083	38.009	28.699	236.8		
9	<b>1'59.436</b>	28.623	24.754	37.482	28.577	235.2	9	<b>2'02.448</b>	29.764	25.242	38.704	28.738	236.3		
10	<b>1'59.460</b>	28.702	24.645	37.512	28.601	235.2	10	<b>2'00.341</b>	28.943	24.964	37.827	28.607	235.8		
11	<b>1'59.217</b>	28.699	24.679	37.375	28.464	233.7	11	58.619 P	28.948					236.3	
12	58.417 P	29.134					233.7	12	2'06.769	34.716	26.305	37.510	<b>28.238</b>	133.9	
13	2'05.327	33.152	25.934	37.703	28.538	158.5	13	<b>1'58.737</b>	<b>28.395</b>	24.467	37.388	28.487	238.4		
14	<b>1'58.800</b>	28.652	24.537	37.202	28.409	233.7	14	<b>1'58.631</b>	28.517	<b>24.453</b>	<b>37.243</b>	28.418	234.2		
15	<b>1'58.445</b>	<b>28.501</b>	<b>24.509</b>	37.101	<b>28.334</b>	234.7									
16	<b>1'58.581</b>	28.508	24.537	<b>37.087</b>	28.449	235.2									
<b>14th</b>	<b>11</b>	<b>Sergio GARCIA</b>					Valresa GASGAS Asp SPA	<b>16th</b>	<b>18</b>	<b>Matteo BERTELLE</b>					QJMotor Avintia Racin ITA
		Runs=1	Total laps=17		Full laps=14				Runs=1	Total laps=17		Full laps=12			
1	2'22.134	34.646	26.855	39.571	29.123	157.8	1	3'25.208	34.730	26.754	39.416	29.422	160.9		
2	<b>2'01.659</b>	29.455	25.169	38.289	28.746	238.9	2	<b>2'01.487</b>	29.213	25.072	38.370	28.832	232.2		
3	<b>2'00.973</b>	29.117	25.059	38.158	28.639	237.3	3	<b>2'01.566</b>	29.254	24.963	38.354	28.995	234.7		
4	<b>2'00.182</b>	29.003	24.861	37.873	28.445	236.8	4	<b>2'00.522</b>	28.774	24.884	38.081	28.783	233.7		
5	<b>1'59.780</b>	28.861	24.655	37.706	28.558	235.8	5	<b>1'59.284</b>	28.612	24.608	37.555	28.509	234.7		
6	<b>1'59.944</b>	28.828	24.617	37.961	28.538	236.3	6	<b>1'58.853</b>	28.723	24.503	<b>37.368</b>	28.259	234.2		
7	<b>2'00.310</b>	28.961	24.647	38.076	28.626	236.3	7	2'04.348 *	28.620	25.557	40.004*	30.167	<b>238.4</b>		
8	<b>2'00.253</b>	28.910	24.827	37.842	28.674	235.2	8	<b>2'00.363</b>	28.747	25.005	37.949	28.662	237.3		
9	<b>2'00.232</b>	28.988	24.736	37.875	28.633	235.2	9	2'02.857 P	28.802	24.614	39.615	29.826	231.2		
10	58.206 P	29.091					235.2	10	2'08.797	34.950	25.801	39.089	28.957	153.1	
11	2'08.581	35.781	25.190	37.862	29.748	138.2	11	<b>2'00.304</b>	28.996	24.628	37.896	28.784	230.7		
12	<b>1'59.421</b>	28.635	24.533	37.763	28.490	235.8	12	<b>1'59.916</b>	28.814	24.517	37.718	28.867	230.7		
13	<b>1'59.167</b>	28.626	24.497	37.596	28.448	234.7	13	<b>2'01.296</b>	29.095	25.335	38.194	28.672	231.7		
14	<b>1'59.478</b>	28.686	24.668	37.825	28.299	235.2	14	2'00.544 *	29.273	24.817	37.825	28.629*	229.7		
15	<b>1'59.427</b>	28.628	24.654	37.681	28.464	237.3	15	<b>1'58.675</b>	28.665	24.375	37.377	<b>28.258</b>	234.2		
16	<b>1'59.168</b>	28.877	24.532	37.452	28.307	240.5	16	<b>1'59.002</b>	28.629	24.334	37.688	28.351	237.8		
<b>17th</b>	<b>53</b>	<b>Deniz ÖNCÜ</b>					Red Bull KTM Tech3 TUR								
		Runs=2	Total laps=17		Full laps=11										
1	2'44.719	33.694	28.382	40.201	29.910	156.0									
2	<b>2'03.138</b>	29.697	25.633	38.720	29.088	232.7									
3	<b>2'01.838</b>	29.450	25.334	38.306	28.748	231.2									
4	<b>2'00.853</b>	29.175	24.937	38.045	28.696	232.2									
5	<b>2'00.566</b>	28.892	24.953	38.033	28.688	233.2									
6	<b>1'59.900</b>	28.889	24.763	37.709	28.539	233.2									
7	<b>1'59.935</b>	28.899	24.765	37.637	28.634	232.2									
8	59.152 P	29.405					233.7								
9	2'04.592	32.366	25.190	38.348	28.688	162.4									
10	<b>1'59.912</b>	28.892	24.646	37.838	28.536	232.2									
11	<b>2'02.215</b>	28.826	24.756	39.930	28.703	231.7									
12	<b>1'59.658</b>	28.728	24.687	37.799	28.444	<b>239.4</b>									
13	56.746 P	28.919					229.7								
14	2'04.636	33.126	24.895	38.084	28.531	158.5									
15	<b>1'58.859</b>	<b>28.465</b>	<b>24.506</b>	37.591	28.297	236.8									

**Fastest Lap:** Dennis FOGGIA Leopard Racing ITA **1'56.916** 28.220 24.152 36.689 27.855

These data/results cannot be reproduced, stored and/or transmitted in whole or in part by any manner of electronic, mechanical, photocopying, recording, broadcasting or otherwise now known or herein after developed without the previous express consent by the copyright owner, except for reproduction in daily press and regular printed publications on sale to the public within 60 days of the event related to those data/results and always provided that copyright symbol appears together as follows below.  
© DORNA, 2022



# Free Practice Nr. 1

# Moto3

Lap	Lap Time	T1	T2	T3	T4	Speed	Lap	Lap Time	T1	T2	T3	T4	Speed		
16	1'58.911 *	28.521	24.620	37.528*	28.242	233.2	<b>21st</b> <b>31</b>	<b>Adrian FERNANDEZ</b>	Red Bull KTM Tech3	SPA	Runs=2	Total laps=16	Full laps=10		
17	<b>1'58.737</b>	28.564	24.541	<b>37.408</b>	<b>28.224</b>	233.7									
<b>18th</b> <b>6</b>	<b>Ryusei YAMANAKA</b>	MT Helmets - MSI		JPN		1	2'39.237	34.017	26.888	40.305	29.985	162.8			
		Runs=2	Total laps=15	Full laps=6		2	<b>2'03.186</b>	29.800	25.929	38.624	28.833	231.7			
1	3'05.950	36.330	26.510	39.508	29.248	133.3	3	<b>2'01.546</b>	29.122	25.050	38.615	28.759	235.8		
2	2'02.315 *	29.701	25.239*	38.392	28.983	228.8	4	2'01.564 *	29.096	25.177*	38.384*	28.907	231.7		
3	<b>2'00.050</b>	28.958	24.802	37.871	28.419	233.7	5	<b>2'01.723</b>	29.222	25.097	38.552	28.852	233.2		
4	<b>1'59.877</b>	28.914	24.813	37.554	28.596	229.2	6	<b>2'04.383</b>	29.133	25.260	41.166	28.824	232.2		
5	<b>2'00.433</b>	28.909	24.713	38.135	28.676	231.2	7	<b>2'01.028</b>	29.065	24.962	38.274	28.727	234.7		
6	1'59.293 *	28.678	24.542*	37.487	28.586	234.7	8	1'00.924 P	29.662				231.2		
7	1'00.264 P	28.898				231.2	9	2'05.158	32.710	25.320	38.383	28.745	162.6		
8	2'04.208	31.988	25.003	38.381	28.836	160.2	10	<b>2'00.380</b>	28.763	24.909	38.056	28.652	236.3		
9	<b>1'59.193</b>	28.791	24.647	37.418	<b>28.337</b>	235.2	11	<b>2'01.161</b>	29.079	24.881	38.364	28.837	234.2		
10	<b>2'00.384</b>	28.575	25.072	37.918	28.819	235.2	12	58.806 P	29.104				230.7		
11	1'00.890 P	29.256				234.7	13	2'05.307 *	32.762	25.411	38.449*	28.685	165.1		
12	2'03.194	32.189	24.847	37.783	28.375	166.6	14	<b>1'59.192</b>	28.817	24.506	<b>37.624</b>	28.245	233.7		
13	<b>1'58.782</b>	28.622	<b>24.538</b>	<b>37.251</b>	28.371	237.3	15	<b>1'58.857</b>	28.505	24.486	37.699	28.167	237.8		
14	2'03.864 *	28.625	24.782	42.010*	28.447	234.2	16	<b>1'58.941</b>	<b>28.495</b>	<b>24.445</b>	37.858	<b>28.143</b>	<b>238.4</b>		
15	1'59.411 *	<b>28.535</b>	24.607	37.683*	28.586	<b>244.3</b>	<b>22nd</b> <b>19</b>	<b>Scott OGDEN</b>	VisionTrack Racing T		GBR		Runs=2	Total laps=15	Full laps=9
<b>19th</b> <b>67</b>	<b>Alberto SURRA</b>	Rivacold Snipers Tea		ITA		1	2'55.481	34.622	27.101	39.532	29.474	160.0			
		Runs=2	Total laps=14	Full laps=8		2	<b>2'02.562</b>	29.394	25.567	38.722	28.879	237.3			
1	2'21.058	32.344	26.041	38.944	29.312	164.8	3	<b>2'02.547</b>	29.163	25.853	38.509	29.022	238.4		
2	<b>2'01.244</b>	29.250	25.114	38.141	28.739	235.2	4	<b>2'01.197</b>	29.114	25.198	38.071	28.814	234.7		
3	<b>2'00.566</b>	28.939	24.856	37.995	28.776	233.7	5	<b>2'00.331</b>	28.752	24.929	37.953	28.697	234.7		
4	<b>1'59.800</b>	28.815	24.718	37.650	28.617	231.2	6	<b>2'00.099</b>	28.709	24.814	37.902	28.674	235.8		
5	<b>1'59.702</b>	28.768	24.620	37.667	28.647	231.2	7	<b>2'01.571</b>	28.645	25.025	38.829	29.072	236.3		
6	1'02.749 P	32.875				231.7	8	1'01.333 P	29.348				233.2		
7	2'04.298	32.669	25.143	37.852	28.634	166.4	9	2'08.163	36.097	25.193	38.033	28.840	107.7		
8	<b>1'59.646</b>	28.778	24.675	37.532	28.661	236.8	10	<b>2'00.329</b>	28.684	24.792	38.113	28.740	238.4		
9	<b>2'00.657</b>	28.852	24.871	37.913	29.021	230.7	11	1'59.387 P	28.650	24.942	37.709	28.086	236.8		
10	1'00.367 P	30.338				229.2	12	2'06.124	31.923	25.128	37.634	31.439	167.7		
11	2'03.772	32.090	25.109	37.941	28.632	167.4	13	<b>1'59.521</b>	28.950	24.793	37.442	<b>28.336</b>	233.2		
12	<b>1'58.805</b>	<b>28.580</b>	<b>24.441</b>	<b>37.390</b>	<b>28.394</b>	235.2	14	<b>1'58.901</b>	<b>28.444</b>	24.710	<b>37.306</b>	28.441	237.8		
13	<b>2'02.701</b>	28.591	24.568	40.678	28.864	<b>238.9</b>	15	1'59.801 *	28.571	<b>24.636</b>	37.881*	28.713	<b>241.0</b>		
14	2'00.445 *	28.846	24.763	37.924*	28.912	234.2	<b>23rd</b> <b>27</b>	<b>Kaito TOBA</b>	CIP Green Power		JPN		Runs=3	Total laps=15	Full laps=8
<b>20th</b> <b>82</b>	<b>Stefano NEPA</b>	Angeluss MTA Team		ITA		1	3'19.452	33.248	26.542	40.111	29.540	164.1			
		Runs=2	Total laps=15	Full laps=9		2	<b>2'02.793</b>	29.770	25.354	38.705	28.964	234.2			
1	3'23.860 *	34.293	26.533	39.723	29.446*	163.8	3	<b>2'00.879</b>	29.241	24.926	38.034	28.678	235.8		
2	<b>2'02.753</b>	29.694	25.520	38.656	28.883	233.2	4	<b>2'00.682</b>	29.095	24.752	38.157	28.678	232.2		
3	<b>2'03.744</b>	29.251	25.325	38.179	30.989	235.2	5	<b>1'59.251</b>	28.974	24.424	37.556	28.297	233.2		
4	2'00.180 *	28.891	24.981	37.877	28.431*	238.4	6	<b>1'59.221</b>	28.930	24.529	37.492	<b>28.270</b>	234.7		
5	<b>2'00.372</b>	28.992	24.925	38.048	28.407	238.4	7	1'00.242 P	28.887				233.7		
6	<b>2'00.088</b>	28.965	24.932	37.921	28.270	237.8	8	2'05.557	33.277	25.056	38.299	28.925	154.2		
7	<b>2'00.036</b>	28.812	24.865	37.920	28.439	<b>238.9</b>	9	<b>1'59.515</b>	28.864	24.696	37.547	28.408	234.2		
8	<b>2'01.099</b>	28.834	24.986	38.774	28.505	236.8	10	<b>1'59.231</b>	28.743	24.418	37.494	28.576	235.2		
9	<b>2'00.119</b>	28.820	24.889	37.911	28.499	238.9	11	<b>1'59.025</b>	28.803	24.544	<b>37.300</b>	28.378	233.2		
10	<b>2'00.452</b>	28.884	24.955	37.959	28.654	234.2	12	1'01.764 P	29.027				229.7		
11	1'03.367 P	32.113				234.7	13	2'09.851	37.530	25.113	37.902	29.306	132.1		
12	2'10.280 P	35.468	26.027	40.750	28.035	165.6	14	1'58.750 *	28.747	24.413*	37.305	28.285	<b>236.8</b>		
13	2'05.166 *	33.019	25.242	38.390*	28.515	168.7		unfinished	<b>28.418</b>	<b>24.326</b>			234.7		
14	<b>1'58.816</b>	<b>28.539</b>	<b>24.573</b>	<b>37.483</b>	28.221	237.8									
15	1'58.995 *	28.666	24.619	37.507*	<b>28.203</b>	237.8									

**Fastest Lap:** Dennis FOGGIA Leopard Racing ITA **1'56.916** 28.220 24.152 36.689 27.855

These data/results cannot be reproduced, stored and/or transmitted in whole or in part by any manner of electronic, mechanical, photocopying, recording, broadcasting or otherwise now known or herein after developed without the previous express consent by the copyright owner, except for reproduction in daily press and regular printed publications on sale to the public within 60 days of the event related to those data/results and always provided that copyright symbol appears together as follows below.  
© DORNA, 2022

Official MotoGP Timing by TISSOT  
www.motogp.com

Mugello, Friday, May 27, 2022

Page 4 of 6



# Free Practice Nr. 1

# Moto3

Lap	Lap Time	T1	T2	T3	T4	Speed	Lap	Lap Time	T1	T2	T3	T4	Speed		
<b>24th</b>	<b>20</b>	<b>Lorenzo FELLON</b>					SIC58 Squadra Corse FRA	<b>27th</b>	<b>44</b>	<b>David MUÑOZ</b>					BOE Motorsports SPA
		Runs=2	Total laps=14		Full laps=5				Runs=2	Total laps=13		Full laps=6			
1	3'26.543	33.478	26.181	38.965	29.263	160.0	1	3'17.845	34.464	27.358	40.645	29.820	166.9		
2	2'02.239 *	29.068	25.475	38.540	29.156*	235.8	2	2'03.994 *	29.949	25.637	39.049	29.359*	243.7		
3	<b>2'00.861</b>	29.032	25.361	37.876	28.592	233.7	3	<b>2'05.712</b>	31.521	25.630	38.771	29.790	235.2		
4	<b>1'59.800</b>	28.911	24.723	<b>37.795</b>	28.371	237.3	4	<b>2'01.565</b>	29.409	25.185	38.260	28.711	237.3		
5	<b>2'00.191</b>	28.757	24.676	38.002	28.756	<b>240.5</b>	5	<b>2'00.444</b>	28.877	24.798	<b>38.007</b>	28.762	240.0		
6	<b>2'00.693</b>	28.616	24.816	38.425	28.836	240.0	6	<b>2'00.743</b>	28.824	24.843	38.388	28.688	240.0		
7	1'00.149 P	30.010				237.3	7	1'01.102 P	30.490				238.9		
8	2'06.025	33.787	25.386	38.182	28.670	156.9	8	2'09.785	34.918	27.054	38.928	28.885	158.5		
9	2'00.232 *	28.743	24.750*	37.910	28.829	237.3	9	<b>2'07.480</b>	<b>28.815</b>	25.791	40.502	32.372	238.9		
10	<b>2'00.031</b>	28.733	24.754	37.854	28.690	234.2	10	<b>2'01.532</b>	29.104	25.279	38.285	28.864	236.8		
11	57.991 P	29.235				236.3	11	1'00.213 P	29.413				237.3		
12	2'06.897 *	35.003	25.410	38.136*	<b>28.348</b>	160.2	12	2'16.949	37.923	26.742	41.527	30.757	144.0		
13	1'59.596 *	28.625	<b>24.493</b>	37.924	28.554*	237.8	13	1'59.984 *	28.965	<b>24.724</b>	37.992*	<b>28.303</b>	238.9		
14	1'59.602 *	<b>28.444</b>	24.571	37.843*	28.744*	233.2									
<b>25th</b>	<b>43</b>	<b>Xavier ARTIGAS</b>					CFMOTO Racing Pru SPA	<b>28th</b>	<b>48</b>	<b>Ivan ORTOLÁ</b>					Angeluss MTA Team SPA
		Runs=3	Total laps=16		Full laps=10				Runs=1	Total laps=17		Full laps=13			
1	2'08.606 P	35.832				153.4	1	3'09.324	36.012	26.693	40.577	29.470	137.4		
2	2'08.096	33.886	26.102	39.106	29.002	157.2	2	2'03.458 *	29.612	25.563	39.261	29.022*	238.4		
3	<b>2'02.871</b>	29.652	25.479	38.864	28.876	<b>235.2</b>	3	<b>2'03.623</b>	29.445	25.573	39.385	29.220	236.8		
4	<b>2'03.008</b>	29.577	25.439	38.979	29.013	233.2	4	<b>2'02.123</b>	29.319	25.634	38.438	28.732	236.3		
5	<b>2'02.138</b>	29.535	25.302	38.492	28.809	233.7	5	<b>2'00.863</b>	29.088	25.118	38.049	<b>28.608</b>	237.8		
6	<b>2'01.701</b>	29.276	25.292	38.230	28.903	234.2	6	<b>2'02.928</b>	30.211	25.181	38.709	28.827	237.3		
7	<b>2'02.003</b>	29.250	25.211	38.622	28.920	234.2	7	<b>2'02.421</b>	29.059	25.293	39.022	29.047	235.2		
8	<b>2'01.604</b>	29.109	25.282	38.325	28.888	233.2	8	<b>2'02.612</b>	29.191	25.838	38.738	28.845	237.3		
9	59.323 P	29.295				233.7	9	<b>2'01.216</b>	29.053	25.385	38.065	28.713	237.8		
10	2'05.844	32.879	25.424	38.588	28.953	157.8	10	<b>2'01.328</b>	28.881	25.206	38.369	28.872	237.8		
11	<b>2'01.104</b>	29.093	25.111	38.181	28.719	234.2	11	1'01.929 P	29.376				236.3		
12	<b>2'01.228</b>	29.067	25.021	38.379	28.761	234.2	12	2'06.773	33.282	25.727	38.856	28.908	157.2		
13	<b>2'01.056</b>	29.062	25.110	38.102	28.782	232.2	13	<b>2'02.174</b>	29.159	25.792	38.376	28.847	238.4		
14	59.085 P	29.215				232.7	14	<b>2'01.439</b>	29.144	25.117	38.227	28.951	236.3		
15	2'06.224	33.609	25.518	38.395	28.702	145.5	15	<b>2'00.741</b>	28.818	<b>24.974</b>	38.131	28.818	236.3		
16	<b>2'00.205</b>	<b>28.919</b>	<b>24.861</b>	<b>37.807</b>	<b>28.618</b>	233.2	16	<b>2'01.041</b>	<b>28.762</b>	25.121	38.436	28.722	236.3		
							17	<b>2'00.704</b>	28.899	25.171	<b>37.982</b>	28.652	237.3		
<b>26th</b>	<b>72</b>	<b>Taiyo FURUSATO</b>					Honda Team Asia JPN	<b>29th</b>	<b>70</b>	<b>Joshua WHATLEY</b>					VisionTrack Racing T GBR
		Runs=1	Total laps=16		Full laps=12				Runs=2	Total laps=15		Full laps=9			
1	3'17.566	34.800	27.178	41.457	29.958	163.1	1	3'18.363	34.026	27.537	43.652	30.438	161.4		
2	<b>2'04.823</b>	30.159	26.044	39.340	29.280	232.7	2	<b>2'04.789</b>	30.195	26.056	39.023	29.515	234.2		
3	<b>2'03.657</b>	29.538	25.640	39.148	29.331	<b>240.5</b>	3	<b>2'03.183</b>	29.477	25.514	38.797	29.395	233.2		
4	<b>2'03.032</b>	29.453	25.497	38.850	29.232	232.7	4	<b>2'04.188</b>	29.261	25.565	40.199	29.163	234.2		
5	<b>2'02.614</b>	29.446	25.388	38.837	28.943	237.8	5	<b>2'01.464</b>	29.102	25.191	38.172	28.999	<b>235.2</b>		
6	<b>2'01.743</b>	29.070	25.322	38.285	29.066	236.8	6	<b>2'03.531</b>	29.077	25.413	39.529	29.512	234.7		
7	1'01.151 P	30.082				235.8	7	59.926 P	29.179				232.7		
8	2'07.409	33.363	25.760	39.156	29.130	163.3	8	2'06.272	32.683	25.586	38.644	29.359	159.2		
9	<b>2'01.001</b>	28.941	25.108	38.184	28.768	236.3	9	<b>2'02.734</b>	29.293	25.384	38.670	29.387	231.2		
10	<b>2'00.977</b>	28.953	25.016	38.249	28.759	235.8	10	<b>2'02.409</b>	29.254	25.317	38.517	29.321	230.2		
11	<b>2'00.350</b>	28.762	24.876	37.982	28.730	235.2	11	1'00.585 P	29.216				228.8		
12	<b>2'00.282</b>	28.901	24.902	37.868	<b>28.611</b>	233.2	12	2'21.358	39.933	32.235	39.716	29.474	114.0		
13	<b>2'00.230</b>	28.726	<b>24.794</b>	37.890	28.820	233.2	13	<b>2'01.444</b>	29.065	25.059	<b>38.077</b>	29.243	231.2		
14	<b>2'02.093</b>	29.854	24.948	38.534	28.757	231.7	14	<b>2'07.735</b>	30.284	<b>24.989</b>	40.867	31.595	230.2		
15	<b>2'00.295</b>	28.836	24.953	<b>37.713</b>	28.793	233.7	15	2'00.867 *	<b>28.991</b>	25.080	37.874*	<b>28.922</b>	235.2		
16	1'59.946 *	<b>28.684</b>	24.812	37.810*	28.640	234.2									

**Fastest Lap:** Dennis FOGGIA Leopard Racing ITA **1'56.916** 28.220 24.152 36.689 27.855

These data/results cannot be reproduced, stored and/or transmitted in whole or in part by any manner of electronic, mechanical, photocopying, recording, broadcasting or otherwise now known or herein after developed without the previous express consent by the copyright owner, except for reproduction in daily press and regular printed publications on sale to the public within 60 days of the event related to those data/results and always provided that copyright symbol appears together as follows below.  
© DORNA, 2022



# Free Practice Nr. 1

Moto3

Lap	Lap Time	T1	T2	T3	T4	Speed	Lap	Lap Time	T1	T2	T3	T4	Speed
<b>30th</b>	<b>22</b>	Ana CARRASCO		BOE Motorsports		SPA							
		Runs=1	Total laps=15	Full laps=10									
1	2'46.873	35.971	28.763	42.422	31.210	157.8							
2	<b>2'09.703</b>	31.003	27.247	41.190	30.263	231.2							
3	<b>2'06.226</b>	30.045	26.611	39.799	29.771	230.2							
4	<b>2'05.426</b>	29.917	25.950	39.794	29.765	230.2							
5	<b>2'04.931</b>	29.896	25.729	39.651	29.655	230.2							
6	<b>2'04.328</b>	29.518	25.681	39.493	29.636	231.7							
7	<b>2'04.061</b>	29.488	25.739	39.270	29.564	232.7							
8	<b>2'03.640</b>	29.433	25.578	39.098	29.531	232.7							
9	<b>2'04.131</b>	29.396	25.724	39.127	29.884	232.2							
10	2'03.659 *	29.422	25.490	38.978	29.769*	234.7							
11	<b>2'04.190</b>	29.494	25.709	39.390	29.597	236.8							
12	1'00.579 P	29.553				232.2							
13	2'12.133	37.282	26.109	39.580	29.162	156.0							
14	<b>2'02.606</b>	29.300	25.386	<b>38.764</b>	29.156	<b>237.3</b>							
15	2'02.131 *	<u>29.041</u>	<u>25.303</u>	38.756*	<u>29.031</u>	236.8							

**Fastest Lap:** Dennis FOGGIA Leopard Racing ITA **1'56.916** 28.220 24.152 36.689 27.855

These data/results cannot be reproduced, stored and/or transmitted in whole or in part by any manner of electronic, mechanical, photocopying, recording, broadcasting or otherwise now known or herein after developed without the previous express consent by the copyright owner, except for reproduction in daily press and regular printed publications on sale to the public within 60 days of the event related to those data/results and always provided that copyright symbol appears together as follows below.  
© DORNA, 2022

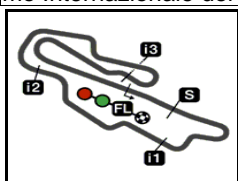
Official MotoGP Timing by TISSOT  
www.motogp.com

Mugello, Friday, May 27, 2022

Page 6 of 6







5245 m.

## GRAN PREMIO D'ITALIA OAKLEY

## Free Practice Nr. 1

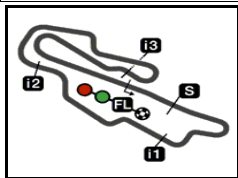
## Best Partial Times

Moto3™

*IT* Ideal Lap Time, sum of the best partial times*BT* Best Lap Time

T1		T2		T3		T4						
Pos	Rider	Time	Rider	Time	Rider	Time	Rider	Time	Pos	Rider	IT	BT
1	D.MOREIRA	28.063	D.FOGGIA	24.127	D.FOGGIA	36.689	J.MCPHEE	27.823	1	D.FOGGIA	1'56.805	1'56.916 (1)
2	D.FOGGIA	28.134	A.SASAKI	24.170	J.MCPHEE	36.839	A.SASAKI	27.838	2	J.MCPHEE	1'57.283	1'57.283 (2)
3	A.MIGNO	28.300	R.ROSSI	24.215	A.SASAKI	37.073	D.FOGGIA	27.855	3	A.SASAKI	1'57.394	1'57.394 (3)
4	J.MASIA	28.307	J.MASIA	24.268	C.TATAY	37.087	T.SUZUKI	27.968	4	D.MOREIRA	1'57.617	1'57.850 (4)
5	A.SASAKI	28.313	A.MIGNO	24.268	D.MOREIRA	37.117	D.MOREIRA	28.008	5	R.ROSSI	1'57.739	1'58.059 (6)
6	J.MCPHEE	28.316	M.BERTELLE	24.270	M.AJI	37.120	I.GUEVARA	28.044	6	T.SUZUKI	1'57.905	1'57.905 (5)
7	R.ROSSI	28.322	J.MCPHEE	24.305	R.ROSSI	37.155	R.ROSSI	28.047	7	A.MIGNO	1'58.085	1'58.305 (10)
8	T.SUZUKI	28.361	D.HOLGADO	24.324	T.SUZUKI	37.228	M.AJI	28.096	8	I.GUEVARA	1'58.092	1'58.111 (7)
9	I.GUEVARA	28.365	K.TOBA	24.326	J.KELSO	37.243	E.BARTOLINI	28.135	9	M.AJI	1'58.128	1'58.153 (8)
10	J.KELSO	28.395	T.SUZUKI	24.348	E.BARTOLINI	37.248	A.FERNANDEZ	28.143	10	J.MASIA	1'58.145	1'58.307 (11)
11	D.HOLGADO	28.402	I.GUEVARA	24.373	R.YAMANAKA	37.251	J.MASIA	28.191	11	D.HOLGADO	1'58.279	1'58.285 (9)
12	K.TOBA	28.418	D.MOREIRA	24.429	A.MIGNO	37.281	S.NEPA	28.203	12	K.TOBA	1'58.314	1'59.025 (23)
13	S.OGDEN	28.444	S.GARCIA	24.436	K.TOBA	37.300	D.HOLGADO	28.213	13	J.KELSO	1'58.329	1'58.631 (15)
14	L.FELLON	28.444	A.SURRA	24.441	S.OGDEN	37.306	D.ÖNCÜ	28.224	14	M.BERTELLE	1'58.428	1'58.641 (16)
15	M.AJI	28.453	A.FERNANDEZ	24.445	I.GUEVARA	37.310	A.MIGNO	28.236	15	C.TATAY	1'58.431	1'58.445 (13)
16	D.ÖNCÜ	28.465	J.KELSO	24.453	D.HOLGADO	37.340	J.KELSO	28.238	16	E.BARTOLINI	1'58.440	1'58.440 (12)
17	S.GARCIA	28.488	M.AJI	24.459	M.BERTELLE	37.368	S.GARCIA	28.250	17	D.ÖNCÜ	1'58.603	1'58.737 (17)
18	A.FERNANDEZ	28.495	L.FELLON	24.493	J.MASIA	37.379	M.BERTELLE	28.258	18	S.GARCIA	1'58.624	1'58.624 (14)
19	C.TATAY	28.501	D.ÖNCÜ	24.506	A.SURRA	37.390	K.TOBA	28.270	19	R.YAMANAKA	1'58.661	1'58.782 (18)
20	E.BARTOLINI	28.524	C.TATAY	24.509	D.ÖNCÜ	37.408	D.MUÑOZ	28.303	20	A.FERNANDEZ	1'58.707	1'58.857 (21)
21	M.BERTELLE	28.532	E.BARTOLINI	24.533	S.GARCIA	37.450	C.TATAY	28.334	21	S.OGDEN	1'58.722	1'58.901 (22)
22	R.YAMANAKA	28.535	R.YAMANAKA	24.538	S.NEPA	37.483	S.OGDEN	28.336	22	S.NEPA	1'58.798	1'58.816 (20)
23	S.NEPA	28.539	S.NEPA	24.573	A.FERNANDEZ	37.624	R.YAMANAKA	28.337	23	A.SURRA	1'58.805	1'58.805 (19)
24	A.SURRA	28.580	S.OGDEN	24.636	T.FURUSATO	37.713	L.FELLON	28.348	24	L.FELLON	1'59.080	1'59.800 (24)

These data/results cannot be reproduced, stored and/or transmitted in whole or in part by any manner of electronic, mechanical, photocopying, recording, broadcasting or otherwise now known or herein after developed without the previous express consent by the copyright owner, except for reproduction in daily press and regular printed publications on sale to the public within 60 days of the event related to those data/results and always provided that copyright symbol appears together as follows below.  
© DORNA, 2022



5245 m.

## GRAN PREMIO D'ITALIA OAKLEY

### Free Practice Nr. 1

### Best Partial Times

# Moto3™

*IT* Ideal Lap Time, sum of the best partial times

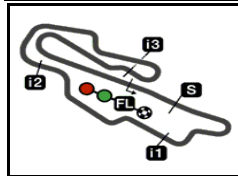
*BT* Best Lap Time

<b>T1</b>			<b>T2</b>			<b>T3</b>			<b>T4</b>				
<i>Pos</i>	<i>Rider</i>	<i>Time</i>	<i>Rider</i>	<i>Time</i>	<i>Rider</i>	<i>Time</i>	<i>Rider</i>	<i>Time</i>	<i>Pos</i>	<i>Rider</i>	<i>IT</i>	<i>BT</i>	
25	T.FURUSATO	28.684	D.MUÑOZ	24.724	L.FELLON	37.795	A.SURRA	28.394	25	T.FURUSATO	1'59.802	2'00.230	(26)
26	I.ORTOLÁ	<b>28.762</b>	T.FURUSATO	<b>24.794</b>	X.ARTIGAS	<b>37.807</b>	I.ORTOLÁ	<b>28.608</b>	26	D.MUÑOZ	1'59.849	2'00.444	(27)
27	D.MUÑOZ	28.815	X.ARTIGAS	24.861	I.ORTOLÁ	37.982	T.FURUSATO	28.611	27	X.ARTIGAS	2'00.205	2'00.205	(25)
28	X.ARTIGAS	<b>28.919</b>	I.ORTOLÁ	<b>24.974</b>	D.MUÑOZ	<b>38.007</b>	X.ARTIGAS	<b>28.618</b>	28	I.ORTOLÁ	2'00.326	2'00.704	(28)
29	J.WHATLEY	28.991	J.WHATLEY	24.989	J.WHATLEY	38.077	J.WHATLEY	28.922	29	J.WHATLEY	2'00.979	2'01.444	(29)
30	A.CARRASCO	<b>29.041</b>	A.CARRASCO	<b>25.303</b>	A.CARRASCO	<b>38.764</b>	A.CARRASCO	<b>29.031</b>	30	A.CARRASCO	2'02.139	2'02.606	(30)

These data/results cannot be reproduced, stored and/or transmitted in whole or in part by any manner of electronic, mechanical, photocopying, recording, broadcasting or otherwise now known or herein after developed without the previous express consent by the copyright owner, except for reproduction in daily press and regular printed publications on sale to the public within 60 days of the event related to those data/results and always provided that copyright symbol appears together as follows below.  
© DORNA, 2022


Official MotoGP Timing by **TISSOT**  
www.motogp.com





5245 m.

**GRAN PREMIO D'ITALIA OAKLEY****Free Practice Nr. 1****Fastest Laps Sequence**

<i>Practice Time</i>	 <i>Rider</i>	<i>Nation</i>	<i>Motorcycle</i>	<i>Time</i>	<i>Km/h</i>	<i>Rider's Lap</i>
4'22.147	16 Andrea MIGNO	ITA	HONDA	2'01.262	155.7	2
4'22.302	67 Alberto SURRA	ITA	HONDA	2'01.244	155.7	2
5'29.252	7 Dennis FOGGIA	ITA	HONDA	2'00.616	156.5	2
6'22.583	16 Andrea MIGNO	ITA	HONDA	2'00.436	156.7	3
7'08.305	10 Diogo MOREIRA	BRA	KTM	2'00.375	156.8	3
7'08.315	6 Ryusei YAMANAKA	JPN	KTM	2'00.050	157.2	3
7'29.283	7 Dennis FOGGIA	ITA	HONDA	2'00.031	157.3	3
7'29.878	54 Riccardo ROSSI	ITA	HONDA	1'59.970	157.3	3
8'22.390	16 Andrea MIGNO	ITA	HONDA	1'59.807	157.6	4
8'22.668	67 Alberto SURRA	ITA	HONDA	1'59.800	157.6	4
8'42.225	5 Jaume MASIA	SPA	KTM	1'59.553	157.9	4
9'28.643	7 Dennis FOGGIA	ITA	HONDA	1'59.360	158.1	4
9'29.172	54 Riccardo ROSSI	ITA	HONDA	1'59.294	158.2	4
11'23.057	27 Kaito TOBA	JPN	KTM	1'59.251	158.3	5
11'27.626	7 Dennis FOGGIA	ITA	HONDA	1'58.983	158.6	5
13'26.368	7 Dennis FOGGIA	ITA	HONDA	1'58.742	159.0	6
13'26.690	54 Riccardo ROSSI	ITA	HONDA	1'58.445	159.4	6
23'24.444	7 Dennis FOGGIA	ITA	HONDA	1'58.417	159.4	11
29'43.364	24 Tatsuki SUZUKI	JPN	HONDA	1'58.219	159.7	10
31'41.269	24 Tatsuki SUZUKI	JPN	HONDA	1'57.905	160.1	11
35'00.698	7 Dennis FOGGIA	ITA	HONDA	1'57.490	160.7	14
36'49.533	71 Ayumu SASAKI	JPN	HUSQVARNA	1'57.394	160.8	13
36'50.116	17 John MCPHEE	GBR	HUSQVARNA	1'57.283	160.9	12
36'57.614	7 Dennis FOGGIA	ITA	HONDA	1'56.916	161.5	15

These data/results cannot be reproduced, stored and/or transmitted in whole or in part by any manner of electronic, mechanical, photocopying, recording, broadcasting or otherwise now known or herein after developed without the previous express consent by the copyright owner, except for reproduction in daily press and regular printed publications on sale to the public within 60 days of the event related to those data/results and always provided that copyright symbol appears together as follows below.

© DORNA, 2022

Official MotoGP Timing by TISSOT  
www.motogp.com

Mugello, Friday, May 27, 2022

