

4185 m.

SHARK GRAND PRIX DE FRANCE

Free Practice Nr. 3

Classification

10

	Rider	Nation	Team	Motorcycle	Time	Lap Total	Gap	Top Speed
1	51 Pedro ACOSTA	SPA	Red Bull KTM Ajo	KALEX	1'35.861	18 19		267.3
2	37 Augusto FERNANDEZ	SPA	Red Bull KTM Ajo	KALEX	1'36.005	16 20	0.144 0.144	266.6
3	35 Somkiat CHANTRA	THA	IDEMITSU Honda Team Asia	KALEX	1'36.144	14 15	0.283 0.139	262.4
4	22 Sam LOWES	GBR	Elf Marc VDS Racing Team	KALEX	1'36.169	18 20	0.308 0.025	263.8
5	75 Albert ARENAS	SPA	Inde GASGAS Aspar Team	KALEX	1'36.247	16 18	0.386 0.078	264.5
6	79 Ai OGURA	JPN	IDEMITSU Honda Team Asia	KALEX	1'36.273	5 17	0.412 0.026	263.1
7	40 Aron CANET	SPA	Flexbox HP40	KALEX	1'36.309	12 15	0.448 0.036	263.8
8	14 Tony ARBOLINO	ITA	Elf Marc VDS Racing Team	KALEX	1'36.325	15 17	0.464 0.016	267.3
9	6 Cameron BEAUBIER	USA	American Racing	KALEX	1'36.418	11 13	0.557 0.093	265.9
10	2 Alonso LOPEZ	SPA	MB Conveyors Speed Up	BOSCOSCURO	1'36.539	17 19	0.678 0.121	261.0
11	42 Marcos RAMIREZ	SPA	MV Agusta Forward Racing	MV AGUSTA	1'36.551	17 19	0.690 0.012	264.5
12	96 Jake DIXON	GBR	Inde GASGAS Aspar Team	KALEX	1'36.572	15 15	0.711 0.021	261.7
13	7 Barry BALTUS	BEL	RW Racing GP	KALEX	1'36.626	17 20	0.765 0.054	263.1
14	13 Celestino VIETTI	ITA	Mooney VR46 Racing Team	KALEX	1'36.636	19 19	0.775 0.010	263.8
15	2 Gabriel RODRIGO	ARG	Pertamina Mandalika SAG Team	KALEX	1'36.659	13 13	0.798 0.023	265.2
16	23 Marcel SCHROTTER	GER	Liqui Moly Intact GP	KALEX	1'36.665	13 16	0.804 0.006	266.6
17	9 Jorge NAVARRO	SPA	Flexbox HP40	KALEX	1'36.687	13 20	0.826 0.022	263.8
18	54 Fermín ALDEGUER	SPA	MB Conveyors Speed Up	BOSCOSCURO	1'36.688	19 19	0.827 0.001	263.8
19	16 Joe ROBERTS	USA	Italtrans Racing Team	KALEX	1'36.697	10 15	0.836 0.009	260.3
20	64 Bo BENDSNEYDER	NED	Pertamina Mandalika SAG Team	KALEX	1'36.707	19 19	0.846 0.010	263.8
21	19 Lorenzo DALLA PORTA	ITA	Italtrans Racing Team	KALEX	1'36.746	14 16	0.885 0.039	267.3
22	62 Stefano MANZI	ITA	Yamaha VR46 Master Camp Tea	KALEX	1'36.847	12 17	0.986 0.101	259.6
23	24 Simone CORSI	ITA	MV Agusta Forward Racing	MV AGUSTA	1'37.133	10 12	1.272 0.286	263.1
24	12 Filip SALAC	CZE	Gresini Racing Moto2	KALEX	1'37.179	5 16	1.318 0.046	265.2
25	28 Niccolò ANTONELLI	ITA	Mooney VR46 Racing Team	KALEX	1'37.183	9 17	1.322 0.004	265.2
26	52 Jeremy ALCOBA	SPA	Liqui Moly Intact GP	KALEX	1'37.449	12 16	1.588 0.266	265.2
27	18 Manuel GONZALEZ	SPA	Yamaha VR46 Master Camp Tea	KALEX	1'37.477	17 17	1.616 0.028	265.9
28	61 Alessandro ZACCONE	ITA	Gresini Racing Moto2	KALEX	1'37.499	14 18	1.638 0.022	260.3
29	84 Zonta VAN DEN GOORBE	NED	RW Racing GP	KALEX	1'37.869	7 16	2.008 0.370	263.8
30	4 Sean Dylan KELLY	USA	American Racing	KALEX	1'38.642	13 15	2.781 0.773	260.3

Practice condition: **Dry**

Air: 19°

Humidity: 54%

Ground: 20°

Fastest Lap:	Lap: 18	Pedro ACOSTA	1'35.861	157.1 Km/h
Best Race Lap:	2019	Jorge NAVARRO	1'36.764	155.6 Km/h
All Time Lap Record:	2022	Pedro ACOSTA	1'35.861	157.1 Km/h

The results are provisional until the end of the limit for protest and appeals.

Time limit for protest expires 30' after publication of the results - Time:

These data/results cannot be reproduced, stored and/or transmitted in whole or in part by any manner of electronic, mechanical, photocopying, recording, broadcasting or otherwise now known or herein after developed without the previous express consent by the copyright owner, except for reproduction in daily press and regular printed publications on sale to the public within 60 days of the event related to those data/results and always provided that copyright symbol appears together as follows below.

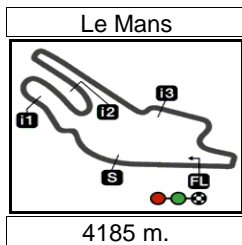
© DORNA, 2022

Official MotoGP Timing by TISSOT
www.motogp.com

Le Mans, Saturday, May 14, 2022

moto2™





Results and timing service provided by TISSOT

Moto2™

SHARK GRAND PRIX DE FRANCE

Free Practice Nr. 3

Combined Free Practice Times

11

	Rider	Nation	Team	MOTORCYCLE	FP1	FP2	FP3	Gap
1	51 P.ACOSTA	SPA	Red Bull KTM Ajo	KALEX	1'36.754 17	1'36.166 16	1'35.861 18	
2	37 A.FERNANDEZ	SPA	Red Bull KTM Ajo	KALEX	1'36.263 14	1'36.394 14	1'36.005 16	0.144 0.144
3	35 S.CHANTRA	THA	IDEMITSU Honda Team Asia	KALEX	1'36.108 19	1'36.328 14	1'36.144 14	0.247 0.103
4	22 S.LOWES	GBR	Elf Marc VDS Racing Team	KALEX	1'36.654 11	1'36.403 6	1'36.169 18	0.308 0.061
5	75 A.ARENAS	SPA	Inde GASGAS Aspar Team	KALEX	1'36.749 15	1'36.648 8	1'36.247 16	0.386 0.078
6	79 A.OGURA	JPN	IDEMITSU Honda Team Asia	KALEX	1'37.048 9	1'36.630 13	1'36.273 5	0.412 0.026
7	40 A.CANET	SPA	Flexbox HP40	KALEX	1'37.515 15	1'36.803 8	1'36.309 12	0.448 0.036
8	14 T.ARBOLINO	ITA	Elf Marc VDS Racing Team	KALEX	1'37.158 7	1'36.517 16	1'36.325 15	0.464 0.016
9	6 C.BEAUBIER	USA	American Racing	KALEX	1'37.148 20	1'37.428 5	1'36.418 11	0.557 0.093
10	21 A.LOPEZ	SPA	MB Conveyors Speed Up	BOSCOSCURO	1'36.797 16	1'37.383 13	1'36.539 17	0.678 0.121
11	42 M.RAMIREZ	SPA	MV Agusta Forward Racing	MV AGUSTA	1'37.162 13	1'37.043 11	1'36.551 17	0.690 0.012
12	96 J.DIXON	GBR	Inde GASGAS Aspar Team	KALEX	1'36.750 11	1'36.610 17	1'36.572 15	0.711 0.021
13	23 M.SCHROTTER	GER	Liqui Moly Intact GP	KALEX	1'36.710 16	1'36.589 13	1'36.665 13	0.728 0.017
14	62 S.MANZI	ITA	Yamaha VR46 Master Camp Team	KALEX	1'36.608 15	1'36.877 13	1'36.847 12	0.747 0.019
15	7 B.BALTUS	BEL	RW Racing GP	KALEX	1'37.395 14	1'36.772 15	1'36.626 17	0.765 0.018
16	13 C.VIETTI	ITA	Mooney VR46 Racing Team	KALEX	1'36.746 17	1'37.430 13	1'36.636 19	0.775 0.010
17	2 G.RODRIGO	ARG	Pertamina Mandalika SAG Team	KALEX	1'37.673 14	1'37.059 14	1'36.659 13	0.798 0.023
18	9 J.NAVARRO	SPA	Flexbox HP40	KALEX	1'37.127 7	1'37.036 14	1'36.687 13	0.826 0.028
19	54 F.ALDEGUER	SPA	MB Conveyors Speed Up	BOSCOSCURO	1'37.152 15	1'37.254 6	1'36.688 19	0.827 0.001
20	16 J.ROBERTS	USA	Italtrans Racing Team	KALEX	1'37.337 11	1'36.806 11	1'36.697 10	0.836 0.009
21	64 B.BENDSNEYDE	NED	Pertamina Mandalika SAG Team	KALEX	1'37.602 12	1'37.037 10	1'36.707 19	0.846 0.010
22	19 L.DALLA PORTA	ITA	Italtrans Racing Team	KALEX	1'37.747 14	1'37.148 6	1'36.746 14	0.885 0.039
23	18 M.GONZALEZ	SPA	Yamaha VR46 Master Camp Team	KALEX	1'36.844 16	1'37.177 11	1'37.477 17	0.983 0.098
24	24 S.CORSI	ITA	MV Agusta Forward Racing	MV AGUSTA	1'38.520 6	1'37.151 3	1'37.133 10	1.272 0.289
25	12 F.SALAC	CZE	Gresini Racing Moto2	KALEX	1'37.368 12	1'37.946 12	1'37.179 5	1.318 0.046
26	28 N.ANTONELLI	ITA	Mooney VR46 Racing Team	KALEX	1'37.950 15	1'38.171 6	1'37.183 9	1.322 0.004
27	61 A.ZACCONI	ITA	Gresini Racing Moto2	KALEX	1'37.356 16	1'38.170 14	1'37.499 14	1.495 0.173
28	52 J.ALCOBA	SPA	Liqui Moly Intact GP	KALEX	1'38.357 7	1'37.483 4	1'37.449 12	1.588 0.093
29	84 Z.VAN DEN GOO	NED	RW Racing GP	KALEX	1'37.859 19	1'37.798 6	1'37.869 7	1.937 0.349
30	4 S.KELLY	USA	American Racing	KALEX	1'40.028 11	1'39.203 11	1'38.642 13	2.781 0.844

Pole Position Record:	2018	Francesco BAGNAIA	1'36.188	156.6 Km/h
Best Race Lap:	2019	Jorge NAVARRO	1'36.764	155.6 Km/h
All Time Lap Record:	2022	Pedro ACOSTA	1'35.861	157.1 Km/h

The results are provisional until the end of the limit for protest and appeals.

Time limit for protest expires 60' after publication of the results - Time:

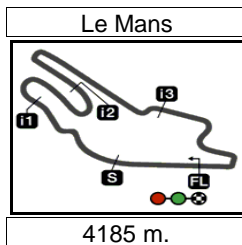
These data/results cannot be reproduced, stored and/or transmitted in whole or in part by any manner of electronic, mechanical, photocopying, recording, broadcasting or otherwise now known or herein after developed without the previous express consent by the copyright owner, except for reproduction in daily press and regular printed publications on sale to the public within 60 days of the event related to those data/results and always provided that copyright symbol appears together as follows below.

© DORNA, 2022

Official MotoGP Timing by TISSOT
www.motogp.com

Le Mans, Saturday, May 14, 2022





Results and timing service provided by **TISSOT**

Moto2™

SHARK GRAND PRIX DE FRANCE

Free Practice Nr. 3

Top Speed & Average

12



Rider	Nation	Motorcycle	Top 5 speeds					Average	Top
14 Tony ARBOLINO	ITA	KALEX	267.3	265.2	265.2	264.5	264.5	265.3	267.3
19 Lorenzo DALLA PORTA	ITA	KALEX	267.3	265.9	265.9	264.5	264.5	265.6	267.3
51 Pedro ACOSTA	SPA	KALEX	267.3	267.3	266.6	266.6	265.2	266.2	267.3
23 Marcel SCHROTTER	GER	KALEX	266.6	265.2	264.5	264.5	263.8	264.7	266.6
37 Augusto FERNANDEZ	SPA	KALEX	266.6	263.8	261.7	261.7	261.0	262.4	266.6
6 Cameron BEAUBIER	USA	KALEX	265.9	264.5	263.1	263.1	262.4	263.4	265.9
18 Manuel GONZALEZ	SPA	KALEX	265.9	264.5	263.8	263.8	263.8	264.4	265.9
2 Gabriel RODRIGO	ARG	KALEX	265.2	263.8	263.8	263.1	263.1	263.6	265.2
12 Filip SALAC	CZE	KALEX	265.2	264.5	264.5	264.5	263.8	264.3	265.2
28 Niccolò ANTONELLI	ITA	KALEX	265.2	264.5	264.5	264.5	264.5	264.6	265.2
52 Jeremy ALCOBA	SPA	KALEX	265.2	265.2	263.8	263.8	263.8	264.2	265.2
42 Marcos RAMIREZ	SPA	MV AGUSTA	264.5	263.8	261.7	261.7	261.7	262.7	264.5
75 Albert ARENAS	SPA	KALEX	264.5	263.8	263.8	263.8	263.1	263.5	264.5
9 Jorge NAVARRO	SPA	KALEX	263.8	263.8	263.8	263.1	262.4	263.1	263.8
13 Celestino VIETTI	ITA	KALEX	263.8	263.8	263.1	263.1	263.1	263.4	263.8
22 Sam LOWES	GBR	KALEX	263.8	263.8	263.1	262.4	262.4	262.7	263.8
40 Aron CANET	SPA	KALEX	263.8	263.8	262.4	261.7	261.7	262.7	263.8
54 Fermín ALDEGUER	SPA	BOSCOSCURO	263.8	262.4	262.4	261.7	261.7	262.4	263.8
64 Bo BENDSNEYDER	NED	KALEX	263.8	262.4	262.4	262.4	262.4	262.6	263.8
84 Zonta VAN DEN GOORBERGH	NED	KALEX	263.8	261.7	261.7	261.0	260.3	261.2	263.8
7 Barry BALTUS	BEL	KALEX	263.1	261.7	261.7	261.0	261.0	261.6	263.1
24 Simone CORSI	ITA	MV AGUSTA	263.1	262.4	262.4	261.0	260.3	261.4	263.1
79 Ai OGURA	JPN	KALEX	263.1	263.1	262.4	262.4	262.4	262.7	263.1
35 Somkiat CHANTRA	THA	KALEX	262.4	262.4	262.4	262.4	262.4	262.4	262.4
96 Jake DIXON	GBR	KALEX	261.7	261.0	261.0	260.3	260.3	260.9	261.7
21 Alonso LOPEZ	SPA	BOSCOSCURO	261.0	260.3	259.6	259.6	259.6	259.9	261.0
4 Sean Dylan KELLY	USA	KALEX	260.3	260.3	260.3	260.3	259.6	260.1	260.3
16 Joe ROBERTS	USA	KALEX	260.3	260.3	259.6	259.6	259.0	259.5	260.3
61 Alessandro ZACCONE	ITA	KALEX	260.3	260.3	259.6	259.6	259.6	259.9	260.3
62 Stefano MANZI	ITA	KALEX	259.6	259.6	259.0	259.0	259.0	259.2	259.6

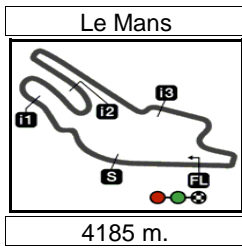
These data/results cannot be reproduced, stored and/or transmitted in whole or in part by any manner of electronic, mechanical, photocopying, recording, broadcasting or otherwise now known or herein after developed without the previous express consent by the copyright owner, except for reproduction in daily press and regular printed publications on sale to the public within 60 days of the event related to those data/results and always provided that copyright symbol appears together as follows below.

© DORNA, 2022

Official MotoGP Timing by TISSOT
www.motogp.com



Le Mans, Saturday, May 14, 2022



Results and timing service provided by TISSOT

Moto2™

SHARK GRAND PRIX DE FRANCE

Free Practice Nr. 3

Chronological Analysis of Performances

13

* Lap / Sector time cancelled T1 Time from finish line to 1st intermediate T3 Time from 2nd intermed. to 3rd intermed.
P Crossing the finish line in pit lane T2 Time from 1st intermed. to 2nd intermed. T4 Time from 3rd intermediate to finish line

Lap	Lap Time	T1	T2	T3	T4	Speed	Lap	Lap Time	T1	T2	T3	T4	Speed
1st 51 Pedro ACOSTA Red Bull KTM Ajo SPA Runs=1 Total laps=19 Full laps=15							3rd 35 Somkiat CHANTRA IDEMITSU Honda Te THA Runs=2 Total laps=16 Full laps=11						
1	2'32.564	18.810	23.128	28.384	26.363		1	3'16.008	17.790	23.077	28.329	26.130	
2	1'38.254	22.925	22.041	27.634	25.654	264.5	2	1'37.702	22.970	21.950	27.247	25.535	260.3
3	1'37.652	22.533	21.872	27.500	25.747	266.6	3	1'37.356	22.913	21.859	27.075	25.509	261.7
4	1'43.444 *	25.40 *	22.501	29.852	25.684	267.3	4	1'37.710	22.945	21.983	27.160	25.622	259.0
5	1'37.025	22.495	21.791	27.274	25.465	264.5	5	1'37.038	22.632	21.860	27.055	25.491	261.0
6	1'36.974	22.376	21.860	27.185	25.553	265.2	6	1'38.397	22.775	22.693	27.568	25.361	261.0
7	1'37.193	22.676	21.847	26.858	25.812	264.5	7	1'36.853	22.582	21.821	27.064	25.386	261.7
8	1'39.039	22.459	21.648	27.234	27.698	267.3	8	1'37.455	22.557	21.913	27.064	25.921	262.4
9	1'36.824	22.483	21.727	27.123	25.491	264.5	9	1'36.647	22.456	21.826	26.999	25.366	262.4
10	1'36.965	22.554	21.752	27.157	25.502	264.5	10	1'41.433 P	23.278	22.849	28.643	26.663	261.7
11	1'36.678	22.460	21.719	27.157	25.342	261.7	11	14'21.073	16.103	22.623	27.492	25.552	
12	1'36.403	22.434	21.651	26.957	25.361	263.8	12	1'36.452	22.699	21.720	26.798	25.235	259.0
13	1'44.410 P	25.28 *	24.060	28.264 *	26.805	263.8	13	1'36.666 *	22.477	21.713	26.723 *	25.753	261.7
14	9'47.715 *	16.454	23.251	28.725 *	26.735		14	1'36.144	22.353	21.724	26.838	25.229	262.4
15	1'36.518	22.486	21.683	27.024	25.325	263.1	15	1'43.966	22.479	23.928	28.576	28.983	262.4
16	1'36.336	22.170	21.510	27.223	25.433	265.2		unfinished	22.353	21.808			262.4
17	1'36.025	22.335	21.525	27.039	25.126	263.1	4th 22 Sam LOWES Elf Marc VDS Racing GBR Runs=1 Total laps=20 Full laps=13						
18	1'35.861	22.297	21.510	26.728	25.326	266.6	1	2'01.019	16.783	23.168	28.063	25.782	
19	1'36.118	22.245	21.627	26.911	25.335	265.2	2	1'37.786	23.339	21.943	27.224	25.280	260.3
2nd 37 Augusto FERNAND Red Bull KTM Ajo SPA Runs=1 Total laps=20 Full laps=13							3	1'36.561	22.686	21.716	26.977	25.182	262.4
1	2'52.616	17.680	23.754	28.718	25.981		4	1'36.539	22.701	21.585	27.036	25.217	262.4
2	1'38.023	23.030	22.071	27.468	25.454	259.6	5	1'36.249	22.436	21.542	27.104	25.167	262.4
3	1'36.972	22.607	21.789	27.300	25.276	259.6	6	1'36.570	22.542	21.765	26.922	25.341	263.8
4	1'40.081	22.611	22.109	27.317	28.044	259.0	7	1'46.524 *	31.03 *	22.800	27.296	25.396	176.1
5	1'37.104	22.838	21.774	27.224	25.268	261.0	8	1'36.618	22.712	21.707	27.028	25.171	262.4
6	1'44.853	27.482	23.331	27.822	26.218	259.6	9	1'36.559	22.510	21.695	27.049	25.305	262.4
7	1'37.123	22.654	21.816	27.180	25.473	261.7	10	1'36.682	22.560	21.687	27.159	25.276	261.7
8	1'36.446	22.533	21.640	27.104	25.169	266.6	11	1'36.599	22.601	21.725	27.016	25.257	262.4
9	1'36.248 *	22.437	21.576	26.996	25.239 *	261.0	12	1'36.273	22.567	21.724	26.909	25.073	261.0
10	1'36.386	22.461	21.629	27.008	25.288	260.3	13	1'38.666	22.493	21.687	27.177	27.309	263.1
11	1'37.883	22.781	22.168	27.587	25.347	263.8	14	1'44.974 P	24.832	22.551	29.644	27.947	253.0
12	1'36.548	22.496	21.678	27.122	25.252	260.3	15	9'23.256	17.302	22.684	27.667	25.864	
13	1'36.474	22.514	21.618	27.033	25.309	260.3	16	1'36.217	22.696	21.670	26.840	25.011	261.7
14	1'37.588 P	22.575	22.468	27.840	24.705	259.6	17	1'36.148 *	22.469	21.632	26.914 *	25.133	262.4
15	8'43.445	19.223	22.768	27.625	25.496		18	1'36.169	22.512	21.611	26.926	25.120	262.4
16	1'36.005	22.484	21.585	26.880	25.056	261.0	19	1'36.548 *	22.390	21.665 *	27.059	25.434	263.8
17	1'35.811 *	22.348	21.496	26.998 *	24.969	260.3	20	1'36.078 *	22.404	21.611	26.892 *	25.171 *	260.3
18	1'36.038	22.422	21.546	26.921	25.149	260.3	5th 75 Albert ARENAS Inde GASGAS Aspar SPA Runs=1 Total laps=18 Full laps=10						
19	1'36.241 *	22.378	21.618 *	27.022	25.223	261.7	1	2'53.997 *	21.715	23.662	32.090 *	26.388	
20	1'42.756 *	25.179	23.148	28.077 *	26.352 *	259.6	2	1'38.228	22.865	22.091	27.587	25.685	263.1

Fastest Lap: Pedro ACOSTA Red Bull KTM Ajo SPA **1'35.861** 22.297 21.510 26.728 25.326

These data/results cannot be reproduced, stored and/or transmitted in whole or in part by any manner of electronic, mechanical, photocopying, recording, broadcasting or otherwise now known or herein after developed without the previous express consent by the copyright owner, except for reproduction in daily press and regular printed publications on sale to the public within 60 days of the event related to those data/results and always provided that copyright symbol appears together as follows below.
© DORNA, 2022



Free Practice Nr. 3

Moto2

Lap	Lap Time	T1	T2	T3	T4	Speed	Lap	Lap Time	T1	T2	T3	T4	Speed	
3	1'37.139	22.673	21.798	27.237	25.431	263.8	8th 14 Tony ARBOLINO Elf Marc VDS Racing ITA Runs=1 Total laps=17 Full laps=10	1	2'53.622 *	17.321	23.322	28.532*	26.375	
4	1'36.939	22.501	21.830	27.138	25.470	263.8		2	1'38.192	23.054	22.059	27.532	25.547	263.8
5	1'39.931 *	24.649	22.768	26.894*	25.620	263.1		3	1'37.008	22.662	21.790	27.140	25.416	263.8
6	1'36.967	22.538	21.857	27.115	25.457	264.5		4	1'36.577	22.474	21.755	27.044	25.304	263.8
7	1'37.496	22.634	22.010	27.213	25.639	262.4		5	1'42.979 *	25.31*	24.397	27.583*	25.685	263.1
8	1'37.413	22.582	22.008	27.189	25.634	262.4		6	1'41.530	22.506	21.884	27.271	29.869	264.5
9	1'37.631	22.663	22.010	27.403	25.555	262.4		7	1'37.094	22.641	21.818	27.253	25.382	265.2
10	1'37.534	22.657	22.086	27.200	25.591	263.1		8	1'37.460	22.630	22.145	27.243	25.442	267.3
11	1'37.502	22.666	22.099	27.178	25.559	262.4		9	1'36.781	22.473	21.803	27.105	25.400	263.8
12	1'40.745 P	24.37*	23.428	27.312	25.634	261.7		10	1'36.815	22.467	21.900	27.042	25.406	263.8
13	11'36.920	16.157	23.078	27.761	25.968			11	1'43.106 P	24.233	24.054	28.013	26.806	263.1
14	1'37.395 *	22.642	21.919	27.100*	25.734	261.7		12	13'28.875 *	14.623	23.045	27.184*	25.963	
15	1'36.586 *	22.566	21.688	26.980*	25.352	263.1		13	1'37.141	22.611	21.873	27.033	25.624	263.8
16	1'36.247	22.363	21.733	26.887	25.264	259.0		14	1'36.529 *	22.483	21.729	26.986*	25.331	263.1
17	1'47.944 *	26.761*	27.235*	28.164*	25.779	262.4		15	1'36.325	22.396	21.779	26.933	25.217	265.2
18	1'36.329 *	22.437	21.742	26.625*	25.525*	263.8		16	1'56.243 *	22.927	24.753*	31.778	36.785	264.5
6th 79 Ai OGURA IDEMITSU Honda Te JPN Runs=1 Total laps=17 Full laps=13								9th 6 Cameron BEAUBIE American Racing USA Runs=3 Total laps=14 Full laps=8						
1	3'17.561	17.055	23.176	28.008	26.049			1	2'31.039	22.035	24.148	28.838	28.534	
2	1'39.073	22.999	22.905	27.392	25.777	262.4	2	1'40.312	22.972	22.109	28.723	26.508	262.4	
3	1'37.107	22.928	21.846	26.989	25.344	261.7	3	1'37.281	22.397	21.854	27.396	25.634	265.9	
4	1'36.615	22.597	21.747	26.917	25.354	262.4	4	1'37.954	22.644	21.927	27.538	25.845	264.5	
5	1'36.273	22.555	21.658	26.838	25.222	263.1	5	1'37.026	22.518	21.899	27.101	25.508	263.1	
6	1'36.766	22.527	21.902	26.975	25.362	263.1	6	1'48.386 P	22.524	22.011			263.1	
7	1'36.899	22.744	21.794	26.941	25.420	260.3	7	5'17.551	16.170	23.106	27.910	26.270		
8	1'37.698 *	22.771*	22.155	27.191	25.573	260.3	8	1'37.708	22.785	22.020	27.334	25.569	258.3	
9	1'37.401	22.693	21.794	27.320	25.594	260.3	9	1'36.777	22.487	21.834	27.215	25.241	260.3	
10	1'39.374 P	22.940	22.283	27.230	26.921	262.4	10	1'36.684	22.441	21.832	27.180	25.231	262.4	
11	12'40.315	19.477	23.420	27.552	25.661		11	1'36.418	22.303	21.942	27.068	25.105	262.4	
12	1'37.555	23.160	22.014	27.067	25.314	259.6	12	1'40.085 P	22.538	22.237	29.431	25.879	261.7	
13	1'36.997	22.871	21.910	26.928	25.288	260.3	13	8'26.326	17.860	23.309	27.889	28.723		
14	1'36.609	22.691	21.698	26.908	25.312	261.0	unfinished	22.583	21.918	27.106			260.3	
15	1'44.156	22.537	21.753	34.414	25.452	261.0	10th 21 Alonso LOPEZ MB Conveyors Speed SPA Runs=2 Total laps=19 Full laps=12							
16	1'38.008	22.742	22.225	27.231	25.810	261.7	1	2'01.633	16.866	23.248	28.251	25.912		
17	1'37.116	22.784	21.888	26.951	25.493	260.3	2	1'37.915	22.973	21.972	27.434	25.536	260.3	
7th 40 Aron CANET Flexbox HP40 SPA Runs=3 Total laps=15 Full laps=8							3	1'37.424	22.736	21.884	27.239	25.565	261.0	
1	2'47.110	17.492	22.751	28.149	25.991		4	1'37.361	22.805	21.897	27.198	25.461	259.6	
2	1'38.015	22.777	22.065	27.648	25.525	261.0	5	1'37.186	22.575	21.875	27.208	25.528	259.0	
3	1'37.513	22.455	22.226	27.321	25.511	261.7	6	1'37.396	22.706	21.898	27.258	25.534	259.6	
4	1'40.407 P	22.567	22.052	27.786*	28.002	260.3	7	1'43.305	24.452	23.905	29.200	25.748	259.6	
5	5'06.723	24.816	23.562	28.447	25.690		8	1'38.259 P	22.737	22.020	27.319	26.183	259.6	
6	1'37.348	22.407	21.949	27.281	25.711	261.7	9	6'20.381	17.708	23.701	28.717	26.000		
7	1'37.311	22.703	21.927	27.259	25.422	263.8	10	1'38.499	22.885	22.271	27.566	25.777	256.3	
8	1'36.981	22.444	21.983	27.168	25.386	260.3	11	1'38.266	22.904	22.186	27.404	25.772	256.3	
9	1'36.967	22.405	21.964	27.216	25.382	261.0	12	1'37.982	22.828	22.074	27.333	25.747	257.0	
10	1'46.754 P	22.418	22.010	33.779*	28.547	261.0	13	1'45.207 P	24.254	23.891	29.648	27.414	253.7	
11	11'14.087	15.454	22.388	27.260	25.600		14	6'34.918	18.534	23.668	28.153	26.150		
12	1'36.309	22.461	21.692	26.907	25.249	261.0	15	1'37.028	22.653	21.817	27.049	25.509	257.0	
13	1'37.732 P	22.557	21.753	27.172	26.250	262.4	16	1'39.145	22.614	21.840	28.713	25.978	257.6	
14	4'04.758 *	17.459	22.771*	32.049	26.382		17	1'36.539	22.556	21.683	27.031	25.269	259.0	
15	1'37.269	22.651	21.890	27.337	25.391	263.8	Fastest Lap: Pedro ACOSTA Red Bull KTM Ajo SPA 1'35.861 22.297 21.510 26.728 25.326							

These data/results cannot be reproduced, stored and/or transmitted in whole or in part by any manner of electronic, mechanical, photocopying, recording, broadcasting or otherwise now known or herein after developed without the previous express consent by the copyright owner, except for reproduction in daily press and regular printed publications on sale to the public within 60 days of the event related to those data/results and always provided that copyright symbol appears together as follows below.
© DORNA, 2022

Official MotoGP Timing by TISSOT
www.motogp.com

Le Mans, Saturday, May 14, 2022

Page 2 of 6



Free Practice Nr. 3

Moto2

Lap	Lap Time	T1	T2	T3	T4	Speed	Lap	Lap Time	T1	T2	T3	T4	Speed
18	1'39.384 *	22.44*	22.180*	27.434	27.327	255.6	12	1'37.411	22.701	22.013	27.109	25.588	257.6
19	1'37.741 *	23.11*	21.967	27.238	25.422	259.6	13	1'39.803 P	22.747	22.253	27.894	26.909	256.3
11th 42 Marcos RAMIREZ MV Agusta Forward R SPA Runs=2 Total laps=19 Full laps=9							14 8'23.798 * 21.741 24.508 27.406* 25.771						
1	2'31.289	21.788	24.554	28.441	28.218		15	1'37.444	23.004	22.071	27.073	25.296	257.0
2	1'38.830	22.895	22.433	27.661	25.841	261.0	16	1'37.083	22.813	21.993	26.952	25.325	261.0
3	1'38.066	22.810	22.052	27.514	25.690	261.0	17	1'36.626	22.560	21.693	27.016	25.357	260.3
4	1'38.946	22.823	21.963	27.296	26.864	261.7	18	1'40.816 *	22.390	21.803	30.107*	26.516	259.0
5	1'37.617	22.745	21.989	27.304	25.579	261.7	19	1'41.342 *	22.481	22.151	29.332*	27.378	260.3
6	1'38.309 *	23.064	22.136	27.413*	25.696	261.0	20	1'37.270	22.664	21.893	27.166	25.547	259.0
7	1'37.358	22.783	22.043	27.170	25.362	260.3	14th 13 Celestino VIETTI Mooney VR46 Racing ITA Runs=1 Total laps=19 Full laps=14						
8	1'37.428	22.612	21.927	27.268	25.621	260.3	1	2'43.901	16.828	23.147	28.127	25.959	
9	1'43.338 *	25.31*	24.540	27.773	25.713	259.0	2	1'38.450	22.834	22.178	27.661	25.777	261.0
10	1'43.624 P	22.763	22.207	31.592	27.062	259.6	3	1'37.813	22.616	22.132	27.372	25.693	263.1
11	6'20.656	17.579	22.849	27.944	25.816		4	1'37.185	22.548	21.932	27.208	25.497	263.1
12	1'38.215	22.937	22.175	27.488	25.615	257.6	5	1'37.036	22.431	21.829	27.147	25.629	263.8
13	1'38.205 P	22.881	22.121	27.434	25.769	258.3	6	1'56.846 *	22.420	21.910			263.8
14	5'39.203	16.446	22.633	27.759	25.877		7	1'38.089 *	22.785	22.164	27.550	25.590	262.4
15	1'36.596	22.695	21.720	26.925	25.256	261.0	8	1'37.682	22.592	21.898	27.189	26.003	263.1
16	1'36.572 *	22.517	21.683	27.072*	25.300	261.7	9	1'39.085	22.640	22.393	28.064	25.988	261.0
17	1'36.551	22.492	21.731	27.019	25.309	264.5	10	1'37.949	22.629	22.116	27.422	25.782	262.4
18	1'42.581 *	22.498	22.910*	31.447	25.726	263.8	11	1'37.319	22.573	22.043	27.172	25.531	261.7
19	1'41.742 *	22.572	24.904	28.018*	26.248*	260.3	12	1'37.510	22.597	22.041	27.265	25.607	261.0
12th 96 Jake DIXON Inde GASGAS Aspar GBR Runs=2 Total laps=15 Full laps=8							13	1'37.242	22.576	22.031	27.145	25.490	261.7
1	2'02.912	15.026	22.898	27.891	25.856		14	1'43.719 P	25.70*	23.551	28.005*	26.454	261.0
2	1'38.082	22.853	22.015	27.526	25.688	261.7	15	9'13.103	17.727	23.190	28.032	25.912	
3	1'37.242	22.596	21.792	27.252	25.602	261.0	16	1'37.342	22.676	21.901	27.251	25.514	259.6
4	1'37.239	22.652	21.886	27.190	25.511	259.0	17	1'36.918	22.491	21.804	27.233	25.390	261.0
5	1'38.029 *	22.547	21.861	27.260*	26.361	261.0	18	1'36.701	22.438	21.729	27.096	25.438	259.0
6	1'37.315	22.651	21.970	27.140	25.554	260.3	19	1'36.636	22.399	21.785	27.074	25.378	254.3
7	1'41.930 P	24.64*	23.400	28.263	25.624	259.0	15th 2 Gabriel RODRIGO Pertamina Mandalika ARG Runs=2 Total laps=14 Full laps=9						
8	6'33.061	18.323	23.181	27.844	25.748		1	2'34.318	21.779	23.642	28.575	26.254	
9	1'36.986	22.557	21.768	27.276	25.385	258.3	2	1'39.587	23.268	22.250	27.804	26.265	263.1
10	6'39.204	22.462	21.701	26.982	5'28.059	259.6	3	1'38.236	23.191	22.015	27.452	25.578	259.6
11	1'55.552 P	28.22*	25.381			206.0	4	1'37.883 *	22.60*	22.257	27.453	25.571	263.1
12	6'37.770	16.148	23.477	27.936	25.963		5	1'37.235	22.711	21.882	27.134	25.508	262.4
13	1'37.583	22.883	21.917	27.297	25.486	257.6	6	1'37.578	22.660	21.926	27.350	25.642	263.1
14	1'38.458 *	22.459	21.703	27.633*	26.663	259.6	7	1'37.357	22.703	21.957	27.285	25.412	261.0
15	1'36.572	22.441	21.727	26.906	25.498	260.3	8	1'37.736	22.641	21.925	27.565	25.605	263.1
13th 7 Barry BALTUS RW Racing GP BEL Runs=1 Total laps=20 Full laps=11							9	1'37.798	22.895	22.076	27.354	25.473	263.8
1	2'32.823 *	18.544	23.536	27.688*	26.127		10	1'47.719 P	28.27*	22.913	27.920	28.611	260.3
2	1'38.140	22.906	21.918	27.601	25.715	259.6	11	13'10.057	19.112	23.683	27.576	25.535	
3	1'37.597	22.554	21.842	27.486	25.715	263.1	12	1'37.848	22.984	22.006	27.305	25.553	263.8
4	1'43.508 *	22.926	22.282	28.575*	29.725	261.0	13	1'36.659	22.594	21.746	27.039	25.280	261.7
5	1'37.097	22.553	21.879	27.222	25.443	261.7	unfinished 22.658 21.777 265.2						
6	1'37.274 *	22.507	21.993	27.165*	25.609	259.6	16th 23 Marcel SCHROTTE Liqui Moly Intact GP GER Runs=1 Total laps=16 Full laps=12						
7	1'37.080	22.550	21.900	27.226	25.404	260.3	1	3'32.054 *	17.429	23.662	28.464	26.415*	
8	1'37.138	22.568	21.863	27.233	25.474	261.0	2	1'39.035	23.272	22.293	27.756	25.714	261.0
9	1'37.269	22.501	21.911	27.269	25.588	259.6	3	1'38.017	22.890	22.104	27.336	25.687	261.7
10	1'38.867 *	23.980	21.970	27.098*	25.819	257.0	4	1'37.625	22.781	21.963	27.379	25.502	262.4
11	1'37.522 *	22.754	22.000	27.199	25.569*	261.7	5	1'37.586	22.841	21.931	27.384	25.430	263.8

Fastest Lap: Pedro ACOSTA Red Bull KTM Ajo SPA **1'35.861** 22.297 21.510 26.728 25.326

These data/results cannot be reproduced, stored and/or transmitted in whole or in part by any manner of electronic, mechanical, photocopying, recording, broadcasting or otherwise now known or herein after developed without the previous express consent by the copyright owner, except for reproduction in daily press and regular printed publications on sale to the public within 60 days of the event related to those data/results and always provided that copyright symbol appears together as follows below.
© DORNA, 2022

Free Practice Nr. 3

Moto2

Lap	Lap Time	T1	T2	T3	T4	Speed	Lap	Lap Time	T1	T2	T3	T4	Speed
6	1'37.654	22.778	22.087	27.214	25.575	263.1	19th 16 Joe ROBERTS	Italtrans Racing Team USA					
7	1'37.507	22.796	22.002	27.202	25.507	263.1		Runs=3 Total laps=16 Full laps=10					
8	1'37.283	22.718	22.035	27.193	25.337	263.1		1 2'30.691 * 18.656 23.570 28.913* 27.537					
9	1'40.251	22.724	23.162	28.220	26.145	263.8		2 1'38.835 23.090 22.178 27.730 25.837 257.6					
10	1'37.295 P 22.870 22.028 27.207 25.190 262.4							3 1'38.420 22.946 22.071 27.592 25.811 260.3					
11	13'47.663 17.179 22.941 28.024 26.692							4 1'37.834 22.876 21.889 27.357 25.712 259.0					
12	1'36.982 22.740 21.903 26.989 25.350 262.4							5 1'37.792 22.749 21.906 27.396 25.741 259.6					
13	1'36.665 22.613 21.822 26.931 25.299 264.5							6 1'46.288 P 26.871* 24.536 27.910 26.972 258.3					
14	1'40.348 22.783 22.704 28.903 25.958 266.6							7 10'03.533 18.747 23.600 32.492 26.065					
15	1'39.038 * 22.588 21.754 27.783* 26.913 265.2							8 1'37.947 22.978 21.979 27.437 25.553 258.3					
16	1'36.904 22.724 21.931 26.929 25.320 264.5							9 1'37.117 22.660 21.806 27.114 25.537 259.0					
17th 9 Jorge NAVARRO	Flexbox HP40 SPA							20th 64 Bo BENDSNEYDER	Pertamina Mandalika NED				
Runs=1 Total laps=20 Full laps=11						Runs=1 Total laps=19 Full laps=15							
1 2'39.794 17.078 23.044 27.941 27.841									1 2'33.369 * 21.991 23.416 28.319* 26.275				
2 1'38.093 22.864 22.083 27.376 25.770 263.8									2 1'39.146 23.007 22.175 27.412 26.552 262.4				
3 1'37.593 22.820 22.108 27.148 25.517 262.4									3 1'37.697 22.930 21.888 27.414 25.465 262.4				
4 1'40.657 * 22.753 21.990 27.991* 27.923 262.4							4 1'37.308 22.732 21.856 27.318 25.402 262.4						
5 1'37.398 22.682 21.916 27.159 25.641 261.7							5 1'37.348 22.663 21.783 27.390 25.512 262.4						
6 1'50.760 * 22.584 21.942 263.8							6 1'37.484 22.836 21.880 27.340 25.428 262.4						
7 1'37.790 * 22.839 22.034 27.242 25.675 263.1							7 1'37.401 22.792 21.927 27.250 25.432 258.3						
8 1'37.383 22.673 21.966 27.155 25.589 261.7							8 1'42.713 22.748 21.875 27.419 30.671 259.0						
9 1'37.305 22.588 21.989 27.206 25.522 261.7							9 1'37.497 22.763 22.009 27.260 25.465 260.3						
10 1'39.740 P 22.675 22.032 27.534 27.499 261.7							10 1'37.401 22.735 21.886 27.234 25.546 260.3						
11 8'29.987 18.143 22.682 27.430 25.663							11 1'37.556 22.604 21.950 27.321 25.681 261.0						
12 1'36.948 22.770 21.820 26.990 25.368 261.7							12 1'37.493 22.830 21.887 27.173 25.603 263.8						
13 1'36.687 22.663 21.817 26.882 25.325 261.0							13 1'37.269 * 22.658 22.008 27.156 25.447* 262.4						
14 1'36.708 22.552 21.802 26.973 25.381 262.4							14 1'45.642 P 25.111* 24.826 29.383 26.317 259.0						
15 1'36.756 22.533 21.855 27.011 25.357 261.0							15 9'56.347 * 16.404 22.485 26.903* 25.492						
16 1'36.783 22.537 21.788 26.953 25.505 261.7							16 1'36.838 22.739 21.649 27.075 25.375 260.3						
17 1'43.499 * 22.600 21.934 30.015* 28.950 261.7							17 1'42.643 22.583 21.679 32.595 25.786 261.7						
18 1'36.735 22.565 21.811 27.005 25.354 261.7							18 1'38.165 22.507 21.964 27.306 26.388 262.4						
19 1'42.515 * 22.569 22.785* 31.236* 25.925 263.8							19 1'36.707 22.528 21.726 26.992 25.461 261.7						
20 1'43.672 * 22.717 25.703 28.410* 26.842* 261.7													
18th 54 Fermín ALDEGUER	MB Conveyors Speed SPA						21st 19 Lorenzo DALLA PO	Italtrans Racing Team ITA					
Runs=2 Total laps=19 Full laps=11						Runs=1 Total laps=16 Full laps=11							
1 2'33.171 23.118 24.932 28.879 29.045								1 2'34.882 22.819 23.749 28.312 26.340					
2 1'38.362 22.990 22.161 27.452 25.759 261.0								2 1'38.466 22.940 22.044 27.307 26.175 263.8					
3 1'37.557 22.641 21.886 27.401 25.629 262.4								3 1'37.136 22.774 21.860 27.022 25.480 265.9					
4 1'44.344 * 22.669 22.124 32.714* 26.837 261.0								4 1'37.672 22.812 21.768 27.228 25.864 264.5					
5 1'37.194 22.517 21.897 27.309 25.471 262.4								5 1'36.903 22.650 21.740 27.141 25.372 263.1					
6 1'56.526 * 22.809 25.559 263.8								6 1'49.640 23.039 32.188 28.383 26.030 267.3					
7 1'37.379 * 22.592 22.031 27.214 25.542 261.0								7 1'37.349 22.593 21.958 26.963 25.835 263.1					
8 1'37.198 22.455 21.932 27.100 25.711 259.6								8 1'37.200 22.575 21.914 27.121 25.590 263.1					
9 1'37.045 22.504 21.881 27.217 25.443 260.3								9 1'58.664 P 22.696 22.082 262.4					
10 1'36.888 22.421 21.941 27.065 25.461 259.6								10 15'05.115 21.394 23.391 27.869 25.834					
11 1'52.891 P 22.984 24.817 261.0							11 1'37.861 22.861 22.302 27.269 25.429 262.4						
12 5'45.073 18.055 23.530 28.003 26.138							12 1'37.044 22.598 21.865 26.947 25.634 264.5						
13 1'38.831 23.034 22.304 27.649 25.844 257.6													
14 1'38.484 P 22.767 22.685 27.705 25.327 259.0													
15 5'02.547 18.366 23.406 28.027 26.026													
16 1'37.508 22.627 21.888 27.131 25.862 261.7													
17 1'36.929 22.473 21.814 27.343 25.299 261.7													
18 1'36.735 22.414 21.775 27.116 25.430 261.0													
19 1'36.688 22.413 21.769 27.057 25.449 260.3													

Fastest Lap: Pedro ACOSTA Red Bull KTM Ajo SPA **1'35.861** 22.297 21.510 26.728 25.326

These data/results cannot be reproduced, stored and/or transmitted in whole or in part by any manner of electronic, mechanical, photocopying, recording, broadcasting or otherwise now known or herein after developed without the previous express consent by the copyright owner, except for reproduction in daily press and regular printed publications on sale to the public within 60 days of the event related to those data/results and always provided that copyright symbol appears together as follows below.
© DORNA, 2022

Official MotoGP Timing by TISSOT
www.motogp.com

Le Mans, Saturday, May 14, 2022



Free Practice Nr. 3

Moto2

Lap	Lap Time	T1	T2	T3	T4	Speed	Lap	Lap Time	T1	T2	T3	T4	Speed
13	1'36.923 *	22.497	21.822	27.098*	25.506	263.1	15	1'46.531 *	22.388	21.936*	27.114	35.093	264.5
14	1'36.746	22.575	21.777	26.919	25.475	265.9	16	1'47.516 *	22.470	21.920			263.8
15	1'54.857 *	22.560	23.921*	31.368	37.008	261.0	25th 28 Niccolò ANTONELLI Mooney VR46 Racing ITA						
16	1'37.189	22.771	21.834	27.066	25.518	262.4	Runs=1 Total laps=17 Full laps=10						
22nd 62 Stefano MANZI Yamaha VR46 Master ITA							1	2'55.569	18.688	24.097	32.046	26.711	
Runs=1 Total laps=17 Full laps=9							2	1'38.776	23.082	22.300	27.505	25.889	264.5
1	2'28.827	18.415	24.110	28.037	27.688		3	1'37.915	22.774	22.085	27.395	25.661	265.2
2	1'39.359 *	23.225	22.148	27.744*	26.242	257.6	4	1'38.068	22.696	22.044	27.406	25.922	264.5
3	1'37.638	22.974	22.048	27.245	25.371	259.0	5	1'37.532	22.683	22.075	27.237	25.537	263.8
4	1'37.538	22.767	22.058	27.262	25.451	258.3	6	1'37.593	22.589	22.059	27.294	25.651	264.5
5	1'37.560	22.739	22.127	27.208	25.486	258.3	7	1'37.375	22.680	22.076	27.121	25.498	263.8
6	1'54.330 *	27.47*	31.460	28.099*	27.298	258.3	8	1'37.491	22.608	21.946	27.231	25.706	263.8
7	1'54.797 P	22.874	22.032			259.0	9	1'37.183	22.588	21.971	27.170	25.454	263.8
8	1'43.163	19.512	24.447	28.042	25.732		10	1'37.314	22.615	21.962	27.150	25.587	263.1
9	1'37.224	22.725	22.004	27.131	25.364	257.6	11	1'45.155 P	26.99*	23.951	27.910	26.303	259.0
10	1'37.081	22.742	21.905	27.088	25.346	258.3	12	1'46.154	18.219	23.678	28.415	26.037	
11	1'37.022	22.614	21.933	27.131	25.344	257.6	13	1'37.845 *	22.761	22.031	27.234	25.819*	263.8
12	1'36.847	22.499	21.919	27.096	25.333	259.0	14	1'42.215	22.700	22.043	28.026	29.446	262.4
13	1'37.581 *	22.703	22.066	27.162	25.650*	259.6	15	1'44.190 *	22.654	22.026			264.5
14	1'45.302	24.957	26.650	28.014	25.681	259.0	16	1'37.546 *	22.626	22.030*	27.205	25.685	263.8
15	1'41.016	22.678	22.116	30.331	25.891	259.6	17	1'51.217 *	22.736	22.088			261.0
16	1'46.491 *	22.793	22.108*			257.6	26th 52 Jeremy ALCOBA Liqui Moly Intact GP SPA						
17	1'41.864 *	22.845	24.131	28.393	26.495	257.6	Runs=1 Total laps=16 Full laps=10						
23rd 24 Simone CORSI MV Agusta Forward R ITA							1	2'54.561	18.810	24.054	32.122	26.235	
Runs=1 Total laps=12 Full laps=5							2	1'38.304	22.978	22.126	27.425	25.775	263.8
1	2'35.184	17.387	23.672	28.412	26.155		3	1'37.958	22.803	22.088	27.308	25.759	265.2
2	1'38.767	22.997	22.229	27.547	25.994	263.1	4	1'40.751	22.930	22.817	28.562	26.442	262.4
3	1'37.886	22.878	22.001	27.391	25.616	258.3	5	1'38.120	22.828	22.191	27.369	25.732	263.8
4	1'41.069 *	24.54*	22.736	28.048	25.739	260.3	6	1'39.023	22.684	22.065	27.309	26.965	263.8
5	1'37.508	22.676	22.065	27.224	25.543	260.3	7	1'37.939	22.785	22.130	27.324	25.700	265.2
6	1'44.869 P	24.11*	22.926	27.954	29.874	260.3	8	1'38.238	22.885	22.138	27.272	25.943	263.8
7	2'52.670	18.112	23.254	28.141	26.652		9	1'37.833	22.814	22.025	27.322	25.672	263.8
8	1'37.741	22.592	21.985	27.355	25.809	262.4	10	1'39.039 P	22.924	23.619	27.482	25.014	262.4
9	1'39.455 *	22.631	21.897	28.213*	26.714	259.6	11	1'43.651 *	24.131	22.913	27.578	26.009*	
10	1'37.133	22.633	21.868	27.183	25.449	262.4	12	1'37.449	22.739	21.969	27.191	25.550	261.7
11	1'44.383 *	25.375	24.917*	28.062	26.029	261.0	13	1'37.566	22.771	21.950	27.176	25.669	261.7
12	1'40.453 *	22.957	22.263	27.898*	27.335*	257.6	14	1'45.668 *	25.52*	27.156	27.321	25.662	262.4
24th 12 Filip SALAC Gresini Racing Moto2 CZE							15	1'47.102 *	23.073	30.563*	27.734	25.732	262.4
Runs=2 Total laps=16 Full laps=5							16	1'48.178 *	22.723	22.007			262.4
1	2'36.273	16.864	23.553	28.633	26.876		27th 18 Manuel GONZALEZ Yamaha VR46 Master SPA						
2	1'38.373	22.902	22.141	27.536	25.794	261.7	Runs=1 Total laps=17 Full laps=9						
3	1'37.945	22.730	22.014	27.494	25.707	263.8	1	2'27.552	18.246	23.845	28.041	26.255	
4	1'41.371 *	22.773	22.121	29.303*	27.174	263.1	2	1'41.024	22.912	22.120	27.534	28.458	261.7
5	1'37.179	22.506	21.973	27.244	25.456	263.8	3	1'37.518	22.740	22.062	27.269	25.447	263.8
6	1'49.247 P	22.551	24.362	29.383*	32.951	265.2	4	1'42.589 *	22.627	22.107			263.8
7	8'21.532	16.273	23.143	32.129	27.320		5	1'37.503 *	22.561	21.796	27.118*	26.028*	263.1
8	1'37.976 *	22.711	22.187	27.166*	25.912	261.7	6	1'37.958	22.583	21.921	27.427	26.027	264.5
9	1'38.272	22.766	22.154	27.596	25.756	262.4	7	1'37.522	22.664	21.932	27.249	25.677	263.1
10	1'42.755 P	23.97*	23.195	28.367*	27.223	261.0	8	1'37.580	22.581	22.178	27.304	25.517	263.8
11	8'45.565 *	16.321	22.942	27.905*	39.455		9	1'43.168	22.708	22.049	32.407	26.004	262.4
12	1'38.821 *	22.622	22.132	27.521*	26.546*	264.5	10	1'37.720	22.638	22.125	27.322	25.635	263.1
13	1'39.532	22.648	22.871	28.325	25.688	261.0	11	1'37.662 P	22.849	22.395	27.825	24.593	261.7
14	1'41.520 *	22.413	21.948	28.403*	28.756	264.5	12	1'46.451 *	17.001	23.007	27.271*	27.786	

Fastest Lap: Pedro ACOSTA Red Bull KTM Ajo SPA 1'35.861 22.297 21.510 26.728 25.326

These data/results cannot be reproduced, stored and/or transmitted in whole or in part by any manner of electronic, mechanical, photocopying, recording, broadcasting or otherwise now known or herein after developed without the previous express consent by the copyright owner, except for reproduction in daily press and regular printed publications on sale to the public within 60 days of the event related to those data/results and always provided that copyright symbol appears together as follows below.
© DORNA, 2022

Official MotoGP Timing by TISSOT
www.motogp.com

Le Mans, Saturday, May 14, 2022

Page 5 of 6



Free Practice Nr. 3

Moto2

Lap	Lap Time	T1	T2	T3	T4	Speed	Lap	Lap Time	T1	T2	T3	T4	Speed
13	1'40.710	22.769	21.904	27.473	28.564	262.4	8	1'45.925 *	23.215	22.348			259.6
14	2'00.590 *	22.645	21.856			261.0	9	1'41.251 P	23.223	22.805	28.161	27.062	259.0
15	1'40.267 *	22.646	21.950	29.897	25.774	265.9	10	16'35.031	16.646	23.846	28.626	26.924	
16	1'46.552 *	22.573	22.000*	27.181	34.798	262.4	11	1'39.559	23.208	22.353	27.841	26.157	257.6
17	1'37.477	22.659	21.956	27.267	25.595	262.4	12	1'38.748 *	23.081	22.068	27.590*	26.009	260.3

28th 61 Alessandro ZACCO Gresini Racing Moto2 ITA

Runs=1	Total laps=18	Full laps=11				
1	2'09.052	16.046	24.329	29.012	26.841	
2	1'40.261	23.568	22.719	27.894	26.080	255.6
3	1'55.240 *	23.121	22.343	36.940*	32.836	257.6
4	1'40.096	23.656	22.919	27.719	25.802	255.6
5	1'37.809	22.849	21.938	27.464	25.558	259.0
6	1'40.973	22.904	22.951	27.909	27.209	259.0
7	1'38.132	22.881	22.041	27.518	25.692	260.3
8	1'38.201	22.920	22.097	27.545	25.639	257.6
9	1'37.689	22.807	21.880	27.363	25.639	259.6
10	1'39.217	22.946	22.947	27.607	25.717	257.0
11	1'38.134	23.000	21.954	27.401	25.779	257.6
12	1'39.889 P	23.115	22.847	27.821	26.106	260.3
13	12'17.448	15.292	23.755	27.758	25.845	
14	1'37.499	22.823	21.901	27.090	25.685	259.6
15	1'39.113 *	22.730	21.745	27.206*	27.432*	259.0
16	1'37.572 *	22.737	21.904	27.234*	25.697*	259.0
17	1'50.382 *	22.886	22.773*	28.102	36.621	259.0
18	1'37.703	22.895	21.961	27.218	25.629	259.6

29th 84 Zonta VAN DEN GO RW Racing GP NED

Runs=2	Total laps=17	Full laps=9				
1	2'17.685	17.296	23.384	28.642	26.576	
2	1'38.967	23.025	22.300	27.615	26.027	261.0
3	1'38.499	22.882	22.155	27.624	25.838	261.7
4	1'38.318	22.860	22.077	27.493	25.888	260.3
5	1'37.993	22.805	21.975	27.470	25.743	259.0
6	1'37.873	22.720	21.961	27.468	25.724	260.3
7	1'37.869	22.719	21.931	27.363	25.856	259.0
8	1'43.894	22.796	22.138	32.425	26.535	259.6
9	1'48.398	22.871	22.255	34.470	28.802	259.6
10	1'48.333 P	25.881*	22.337			261.7
11	13'54.514	18.650	23.011	28.201	26.374	
12	1'38.199	22.820	22.137	27.350	25.892	259.0
13	1'38.228 *	22.766	22.053	27.487	25.922*	260.3
14	1'46.551 *	24.491*	26.146	30.057*	25.850	259.6
15	1'43.495 *	22.580	22.044		263.8	
16	1'40.263 *	22.818	22.069*	28.285*	27.091	259.6
unfinished		22.831	21.902			260.3

30th 4 Sean Dylan KELLY American Racing USA

Runs=1	Total laps=15	Full laps=8				
1	2'13.295	16.634	23.593	28.272	27.102	
2	1'40.656	23.690	22.679	27.989	26.298	258.3
3	1'41.785	23.312	22.390	27.889	28.194	260.3
4	1'39.353	23.354	22.309	27.737	25.953	259.0
5	1'38.737	23.143	22.136	27.529	25.929	259.0
6	1'51.499	23.157	22.394	28.349	37.599	258.3
7	1'39.755	23.532	22.416	27.681	26.126	259.6

Fastest Lap: Pedro ACOSTA Red Bull KTM Ajo SPA 1'35.861 22.297 21.510 26.728 25.326

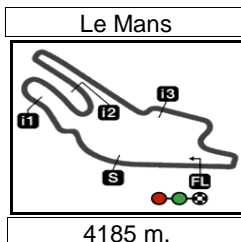
These data/results cannot be reproduced, stored and/or transmitted in whole or in part by any manner of electronic, mechanical, photocopying, recording, broadcasting or otherwise now known or herein after developed without the previous express consent by the copyright owner, except for reproduction in daily press and regular printed publications on sale to the public within 60 days of the event related to those data/results and always provided that copyright symbol appears together as follows below.
© DORNA, 2022

Official MotoGP Timing by TISSOT
www.motogp.com

Le Mans, Saturday, May 14, 2022

Page 6 of 6





Results and timing service provided by **TISSOT**

Moto2™

SHARK GRAND PRIX DE FRANCE

Free Practice Nr. 3

Best Partial Times

IT Ideal Lap Time, sum of the best partial times

BT Best Lap Time


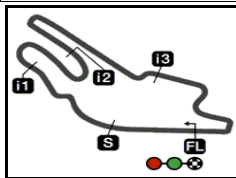
<i>T1</i>		<i>T2</i>		<i>T3</i>		<i>T4</i>				<i>IT</i>	<i>BT</i>	
Pos	Rider	Time	Rider	Time	Rider	Time	Rider	Time	Pos	Rider		
1	P.ACOSTA	22.170	A.FERNANDEZ	21.496	P.ACOSTA	26.728	A.FERNANDEZ	24.969	1	P.ACOSTA	1'35.534	1'35.861 (1)
2	C.BEAUBIER	22.303	P.ACOSTA	21.510	S.CHANTRA	26.798	S.LOWES	25.011	2	A.FERNANDEZ	1'35.693	1'36.005 (2)
3	A.FERNANDEZ	22.348	S.LOWES	21.542	A.OGURA	26.838	C.BEAUBIER	25.105	3	S.LOWES	1'35.783	1'36.169 (4)
4	S.CHANTRA	22.353	B.BENDSNEYDE	21.649	S.LOWES	26.840	P.ACOSTA	25.126	4	S.CHANTRA	1'36.093	1'36.144 (3)
5	A.ARENAS	22.363	A.OGURA	21.658	A.FERNANDEZ	26.880	T.ARBOLINO	25.217	5	A.ARENAS	1'36.202	1'36.247 (5)
6	F.SALAC	22.388	J.ROBERTS	21.674	J.NAVARRO	26.882	A.OGURA	25.222	6	A.OGURA	1'36.245	1'36.273 (6)
7	B.BALTUS	22.390	A.LOPEZ	21.683	A.ARENAS	26.887	S.CHANTRA	25.229	7	A.CANET	1'36.253	1'36.309 (7)
8	S.LOWES	22.390	M.RAMIREZ	21.683	J.DIXON	26.906	A.CANET	25.249	8	T.ARBOLINO	1'36.275	1'36.325 (8)
9	T.ARBOLINO	22.396	A.ARENAS	21.688	A.CANET	26.907	M.RAMIREZ	25.256	9	C.BEAUBIER	1'36.308	1'36.418 (9)
10	C.VIETTI	22.399	A.CANET	21.692	L.DALLA PORTA	26.919	A.ARENAS	25.264	10	B.BALTUS	1'36.331	1'36.626 (13)
11	A.CANET	22.405	B.BALTUS	21.693	M.RAMIREZ	26.925	A.LOPEZ	25.269	11	M.RAMIREZ	1'36.356	1'36.551 (11)
12	F.ALDEGUER	22.413	J.DIXON	21.701	M.SCHROTTER	26.929	G.RODRIGO	25.280	12	J.DIXON	1'36.433	1'36.572 (12)
13	J.DIXON	22.441	S.CHANTRA	21.713	T.ARBOLINO	26.933	B.BALTUS	25.296	13	B.BENDSNEY	1'36.523	1'36.707 (20)
14	J.ROBERTS	22.491	C.VIETTI	21.729	B.BALTUS	26.952	M.SCHROTTER	25.299	14	J.NAVARRO	1'36.528	1'36.687 (17)
15	M.RAMIREZ	22.492	T.ARBOLINO	21.729	B.BENDSNEYDE	26.992	F.ALDEGUER	25.299	14	L.DALLA POR	1'36.528	1'36.746 (21)
16	L.DALLA PORTA	22.497	L.DALLA PORTA	21.740	A.LOPEZ	27.031	J.NAVARRO	25.325	16	F.ALDEGUER	1'36.538	1'36.688 (18)
17	S.MANZI	22.499	A.ZACCONE	21.745	G.RODRIGO	27.039	S.MANZI	25.333	17	A.LOPEZ	1'36.539	1'36.539 (10)
18	B.BENDSNEYDE	22.507	G.RODRIGO	21.746	J.ROBERTS	27.050	L.DALLA PORTA	25.372	18	M.SCHROTTE	1'36.570	1'36.665 (16)
19	A.OGURA	22.527	M.SCHROTTER	21.754	F.ALDEGUER	27.057	B.BENDSNEYDE	25.375	19	C.VIETTI	1'36.580	1'36.636 (14)
20	J.NAVARRO	22.533	F.ALDEGUER	21.769	C.BEAUBIER	27.068	C.VIETTI	25.378	20	J.ROBERTS	1'36.618	1'36.697 (19)
21	A.LOPEZ	22.556	J.NAVARRO	21.788	C.VIETTI	27.074	J.DIXON	25.385	21	G.RODRIGO	1'36.659	1'36.659 (15)
22	M.GONZALEZ	22.561	M.GONZALEZ	21.796	S.MANZI	27.088	J.ROBERTS	25.403	22	S.MANZI	1'36.825	1'36.847 (22)
23	Z.VAN DEN GOO	22.580	C.BEAUBIER	21.832	A.ZACCONE	27.090	M.GONZALEZ	25.447	23	F.SALAC	1'36.878	1'37.179 (24)
24	M.SCHROTTER	22.588	S.CORSI	21.868	F.SALAC	27.114	S.CORSI	25.449	24	M.GONZALEZ	1'36.985	1'37.477 (27)

These data/results cannot be reproduced, stored and/or transmitted in whole or in part by any manner of electronic, mechanical, photocopying, recording, broadcasting or otherwise now known or herein after developed without the previous express consent by the copyright owner, except for reproduction in daily press and regular printed publications on sale to the public within 60 days of the event related to those data/results and always provided that copyright symbol appears together as follows below.
© DORNA, 2022

Official MotoGP Timing by **TISSOT**
www.motogp.com



Le Mans

Results and timing service provided by  **TISSOT**

4185 m.

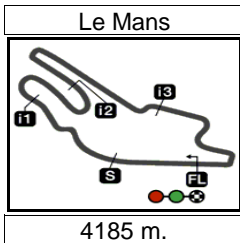
SHARK GRAND PRIX DE FRANCE**Free Practice Nr. 3****Best Partial Times****Moto2™***IT* Ideal Lap Time, sum of the best partial times*BT* Best Lap Time

T1		T2		T3		T4				<i>IT</i>	<i>BT</i>	
<i>Pos</i>	<i>Rider</i>	<i>Time</i>	<i>Rider</i>	<i>Time</i>	<i>Rider</i>	<i>Time</i>	<i>Rider</i>	<i>Time</i>	<i>Pos</i>	<i>Rider</i>		
25	N.ANTONELLI	22.588	Z.VAN DEN GOO	21.902	N.ANTONELLI	27.121	N.ANTONELLI	25.454	25	S.CORSI	1'37.092	1'37.133 (23)
26	S.CORSI	22.592	S.MANZI	21.905	J.ALCOBA	27.176	F.SALAC	25.456	26	N.ANTONELLI	1'37.109	1'37.183 (25)
27	G.RODRIGO	22.594	F.SALAC	21.920	M.GONZALEZ	27.181	J.ALCOBA	25.550	27	A.ZACCONE	1'37.123	1'37.499 (28)
28	J.ALCOBA	22.684	N.ANTONELLI	21.946	S.CORSI	27.183	A.ZACCONE	25.558	28	J.ALCOBA	1'37.360	1'37.449 (26)
29	A.ZACCONE	22.730	J.ALCOBA	21.950	Z.VAN DEN GOO	27.350	Z.VAN DEN GOO	25.724	29	Z.VAN DEN G	1'37.556	1'37.869 (29)
30	S.KELLY	23.064	S.KELLY	22.068	S.KELLY	27.529	S.KELLY	25.872	30	S.KELLY	1'38.533	1'38.642 (30)

These data/results cannot be reproduced, stored and/or transmitted in whole or in part by any manner of electronic, mechanical, photocopying, recording, broadcasting or otherwise now known or herein after developed without the previous express consent by the copyright owner, except for reproduction in daily press and regular printed publications on sale to the public within 60 days of the event related to those data/results and always provided that copyright symbol appears together as follows below.
© DORNA, 2022

Official MotoGP Timing by **TISSOT**
www.motogp.com

moto2™



Results and timing service provided by TISSOT

Moto2™

SHARK GRAND PRIX DE FRANCE
Free Practice Nr. 3
Fastest Laps Sequence

<i>Practice Time</i>	<i>Rider</i>	<i>Nation</i>	<i>Motorcycle</i>	<i>Time</i>	<i>Km/h</i>	<i>Rider's Lap</i>
3'38.805	22 Sam LOWES	GBR	KALEX	1'37.786	154.0	2
4'53.710	35 Somkiat CHANTRA	THA	KALEX	1'37.702	154.2	2
5'15.366	22 Sam LOWES	GBR	KALEX	1'36.561	156.0	3
6'51.905	22 Sam LOWES	GBR	KALEX	1'36.539	156.0	4
8'28.154	22 Sam LOWES	GBR	KALEX	1'36.249	156.5	5
34'17.092	22 Sam LOWES	GBR	KALEX	1'36.217	156.5	16
34'23.795	37 Augusto FERNANDEZ	SPA	KALEX	1'36.005	156.9	16
38'25.880	51 Pedro ACOSTA	SPA	KALEX	1'35.861	157.1	18

These data/results cannot be reproduced, stored and/or transmitted in whole or in part by any manner of electronic, mechanical, photocopying, recording, broadcasting or otherwise now known or herein after developed without the previous express consent by the copyright owner, except for reproduction in daily press and regular printed publications on sale to the public within 60 days of the event related to those data/results and always provided that copyright symbol appears together as follows below.

© DORNA, 2022

Official MotoGP Timing by TISSOT
 www.motogp.com

Le Mans, Saturday, May 14, 2022

