



4423 m.

GRAN PREMIO RED BULL DE ESPAÑA

Free Practice Nr. 2

Classification

6

		Rider	Nation	Team	Motorcycle	Time	Lap Total	Gap	Top Speed
1	20	Fabio QUARTARARO	FRA	Monster Energy Yamaha MotoGP	YAMAHA	1'37.071	18 19		290.3
2	23	Enea BASTIANINI	ITA	Gresini Racing MotoGP	DUCATI	1'37.272	19 20	0.201 0.201	296.7
3	63	Francesco BAGNAIA	ITA	Ducati Lenovo Team	DUCATI	1'37.283	16 18	0.212 0.011	292.6
4	89	Jorge MARTIN	SPA	Pramac Racing	DUCATI	1'37.368	17 19	0.297 0.085	295.0
5	30	Takaaki NAKAGAMI	JPN	LCR Honda IDEMITSU	HONDA	1'37.581	18 21	0.510 0.213	291.8
6	33	Brad BINDER	RSA	Red Bull KTM Factory Racing	KTM	1'37.585	18 19	0.514 0.004	292.6
7	44	Po ESPARGARO	SPA	Repsol Honda Team	HONDA	1'37.590	20 21	0.519 0.005	294.2
8	42	Alex RINS	SPA	Team SUZUKI ECSTAR	SUZUKI	1'37.726	20 22	0.655 0.136	292.6
9	12	Maverick VIÑALES	SPA	Aprilia Racing	APRILIA	1'37.759	18 19	0.688 0.033	294.2
10	43	Jack MILLER	AUS	Ducati Lenovo Team	DUCATI	1'37.762	17 18	0.691 0.003	293.4
11	5	Johann ZARCO	FRA	Pramac Racing	DUCATI	1'37.830	17 18	0.759 0.068	295.8
12	36	Joan MIR	SPA	Team SUZUKI ECSTAR	SUZUKI	1'37.842	19 20	0.771 0.012	291.1
13	41	Aleix ESPARGARO	SPA	Aprilia Racing	APRILIA	1'37.848	15 16	0.777 0.006	293.4
14	21	Franco MORBIDELLI	ITA	Monster Energy Yamaha MotoGP	YAMAHA	1'37.952	17 18	0.881 0.104	288.7
15	88	Miguel OLIVEIRA	POR	Red Bull KTM Factory Racing	KTM	1'38.012	17 19	0.941 0.060	292.6
16	73	Alex MARQUEZ	SPA	LCR Honda CASTROL	HONDA	1'38.027	19 21	0.956 0.015	293.4
17	10	Luca MARINI	ITA	Mooney VR46 Racing Team	DUCATI	1'38.102	14 16	1.031 0.075	290.3
18	72	Marco BEZZECCHI	ITA	Mooney VR46 Racing Team	DUCATI	1'38.196	18 20	1.125 0.094	295.8
19	93	Marc MARQUEZ	SPA	Repsol Honda Team	HONDA	1'38.200	14 15	1.129 0.004	292.6
20	4	Andrea DOVIZIOSO	ITA	WithU Yamaha RNF MotoGP Tea	YAMAHA	1'38.285	20 21	1.214 0.085	289.5
21	49	Fabio DI GIANNANTONIO	ITA	Gresini Racing MotoGP	DUCATI	1'38.313	15 17	1.242 0.028	291.1
22	6	Stefan BRADL	GER	Team HRC	HONDA	1'38.322	17 18	1.251 0.009	293.4
23	87	Remy GARDNER	AUS	Tech3 KTM Factory Racing	KTM	1'38.353	18 19	1.282 0.031	290.3
24	40	Darryn BINDER	RSA	WithU Yamaha RNF MotoGP Tea	YAMAHA	1'38.888	18 19	1.817 0.535	289.5
25	32	Lorenzo SAVADORI	ITA	Aprilia Racing	APRILIA	1'38.960	17 18	1.889 0.072	291.8

Practice condition: **Dry**Air: **22°**Humidity: **53%**Ground: **42°**

Fastest Lap:	Lap: 18	Fabio QUARTARARO	1'37.071	164 Km/h
Best Race Lap:	2021	Fabio QUARTARARO	1'37.770	162.8 Km/h
All Time Lap Record:	2020	Maverick VIÑALES	1'36.584	164.8 Km/h

The results are provisional until the end of the limit for protest and appeals.

Time limit for protest expires 30' after publication of the results - Time:

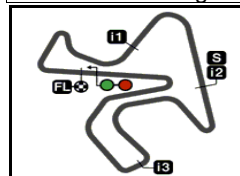
These data/results cannot be reproduced, stored and/or transmitted in whole or in part by any manner of electronic, mechanical, photocopying, recording, broadcasting or otherwise now known or herein after developed without the previous express consent by the copyright owner, except for reproduction in daily press and regular printed publications on sale to the public within 60 days of the event related to those data/results and always provided that copyright symbol appears together as follows below.

© DORNA, 2022

Official MotoGP Timing by TISSOT
www.motogp.com

Jerez de la Frontera, Friday, April 29, 2022






4423 m.

GRAN PREMIO RED BULL DE ESPAÑA

Free Practice Nr. 2

Combined Free Practice Times

7

	Rider	Nation	Team	MOTORCYCLE	FP1	FP2	Gap
1	20 F.QUARTARARO	FRA	Monster Energy Yamaha MotoGP	YAMAHA	1'38.439 14	1'37.071 18	
2	23 E.BASTIANINI	ITA	Gresini Racing MotoGP	DUCATI	1'38.866 18	1'37.272 19	0.201 0.201
3	63 F.BAGNAIA	ITA	Ducati Lenovo Team	DUCATI	1'38.898 17	1'37.283 16	0.212 0.011
4	89 J.MARTIN	SPA	Pramac Racing	DUCATI	1'38.907 11	1'37.368 17	0.297 0.085
5	30 T.NAKAGAMI	JPN	LCR Honda IDEMITSU	HONDA	1'38.458 14	1'37.581 18	0.510 0.213
6	33 B.BINDER	RSA	Red Bull KTM Factory Racing	KTM	1'38.502 19	1'37.585 18	0.514 0.004
7	44 P.ESPARGARO	SPA	Repsol Honda Team	HONDA	1'38.521 12	1'37.590 20	0.519 0.005
8	42 A.RINS	SPA	Team SUZUKI ECSTAR	SUZUKI	1'38.219 21	1'37.726 20	0.655 0.136
9	12 M.VIÑALES	SPA	Aprilia Racing	APRILIA	1'38.627 17	1'37.759 18	0.688 0.033
10	43 J.MILLER	AUS	Ducati Lenovo Team	DUCATI	1'38.754 20	1'37.762 17	0.691 0.003
11	5 J.ZARCO	FRA	Pramac Racing	DUCATI	1'39.033 20	1'37.830 17	0.759 0.068
12	36 J.MIR	SPA	Team SUZUKI ECSTAR	SUZUKI	1'38.194 17	1'37.842 19	0.771 0.012
13	41 A.ESPARGARO	SPA	Aprilia Racing	APRILIA	1'38.426 18	1'37.848 15	0.777 0.006
14	21 F.MORBIDELLI	ITA	Monster Energy Yamaha MotoGP	YAMAHA	1'38.979 14	1'37.952 17	0.881 0.104
15	88 M.OLIVEIRA	POR	Red Bull KTM Factory Racing	KTM	1'38.991 20	1'38.012 17	0.941 0.060
16	73 A.MARQUEZ	SPA	LCR Honda CASTROL	HONDA	1'38.368 20	1'38.027 19	0.956 0.015
17	10 L.MARINI	ITA	Mooney VR46 Racing Team	DUCATI	1'39.749 17	1'38.102 14	1.031 0.075
18	72 M.BEZZECCHI	ITA	Mooney VR46 Racing Team	DUCATI	1'39.122 22	1'38.196 18	1.125 0.094
19	93 M.MARQUEZ	SPA	Repsol Honda Team	HONDA	1'38.806 12	1'38.200 14	1.129 0.004
20	4 A.DOVIZIOSO	ITA	WithU Yamaha RNF MotoGP Team	YAMAHA	1'39.182 16	1'38.285 20	1.214 0.085
21	49 F.DI GIANNANTO	ITA	Gresini Racing MotoGP	DUCATI	1'40.065 13	1'38.313 15	1.242 0.028
22	6 S.BRADL	GER	Team HRC	HONDA	1'39.322 18	1'38.322 17	1.251 0.009
23	87 R.GARDNER	AUS	Tech3 KTM Factory Racing	KTM	1'39.700 18	1'38.353 18	1.282 0.031
24	40 D.BINDER	RSA	WithU Yamaha RNF MotoGP Team	YAMAHA	1'41.352 14	1'38.888 18	1.817 0.535
25	32 L.SAVADORI	ITA	Aprilia Racing	APRILIA	1'40.035 14	1'38.960 17	1.889 0.072

Pole Position Record:	2020	Fabio QUARTARARO	1'36.705	164.6 Km/h
Best Race Lap:	2021	Fabio QUARTARARO	1'37.770	162.8 Km/h
All Time Lap Record:	2020	Maverick VIÑALES	1'36.584	164.8 Km/h

The results are provisional until the end of the limit for protest and appeals.

Time limit for protest expires 60' after publication of the results - Time:

These data/results cannot be reproduced, stored and/or transmitted in whole or in part by any manner of electronic, mechanical, photocopying, recording, broadcasting or otherwise now known or herein after developed without the previous express consent by the copyright owner, except for reproduction in daily press and regular printed publications on sale to the public within 60 days of the event related to those data/results and always provided that copyright symbol appears together as follows below.

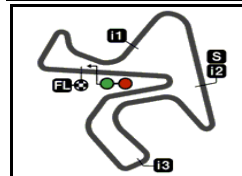
© DORNA, 2022

Official MotoGP Timing by TISSOT

www.motogp.com

Jerez de la Frontera, Friday, April 29, 2022





4423 m.

GRAN PREMIO RED BULL DE ESPAÑA

Free Practice Nr. 2

Top Speed & Average

8

Rider	Nation	Motorcycle	Top 5 speeds					Average	Top
23 Enea BASTIANINI	ITA	DUCATI	296.7	295.0	293.4	292.6	291.8	293.3	296.7
5 Johann ZARCO	FRA	DUCATI	295.8	295.0	295.0	294.2	293.4	294.3	295.8
72 Marco BEZZECCHI	ITA	DUCATI	295.8	295.0	293.4	293.4	292.6	293.8	295.8
89 Jorge MARTIN	SPA	DUCATI	295.0	295.0	293.4	293.4	293.4	294.0	295.0
12 Maverick VIÑALES	SPA	APRILIA	294.2	293.4	293.4	293.4	292.6	293.2	294.2
44 Pol ESPARGARO	SPA	HONDA	294.2	293.4	292.6	292.6	292.6	293.1	294.2
6 Stefan BRADL	GER	HONDA	293.4	292.6	291.8	291.8	291.8	292.2	293.4
41 Aleix ESPARGARO	SPA	APRILIA	293.4	292.6	292.6	291.8	290.3	291.5	293.4
43 Jack MILLER	AUS	DUCATI	293.4	293.4	293.4	292.6	292.6	293.1	293.4
73 Alex MARQUEZ	SPA	HONDA	293.4	292.6	292.6	291.8	291.8	292.3	293.4
33 Brad BINDER	RSA	KTM	292.6	291.8	291.8	291.8	291.8	291.9	292.6
42 Alex RINS	SPA	SUZUKI	292.6	291.1	291.1	291.1	291.1	291.3	292.6
63 Francesco BAGNAIA	ITA	DUCATI	292.6	292.6	292.6	292.6	291.8	292.3	292.6
88 Miguel OLIVEIRA	POR	KTM	292.6	291.8	291.1	290.3	290.3	291.1	292.6
93 Marc MARQUEZ	SPA	HONDA	292.6	291.8	291.1	290.3	289.5	290.8	292.6
30 Takaaki NAKAGAMI	JPN	HONDA	291.8	290.3	290.3	289.5	289.5	290.3	291.8
32 Lorenzo SAVADORI	ITA	APRILIA	291.8	291.1	290.3	288.0	287.2	289.3	291.8
36 Joan MIR	SPA	SUZUKI	291.1	291.1	290.3	289.5	289.5	289.9	291.1
49 Fabio DI GIANNANTONIO	ITA	DUCATI	291.1	290.3	290.3	289.5	288.0	288.8	291.1
10 Luca MARINI	ITA	DUCATI	290.3	288.0	287.2	287.2	286.4	287.4	290.3
20 Fabio QUARTARARO	FRA	YAMAHA	290.3	289.5	288.0	288.0	288.0	288.8	290.3
87 Remy GARDNER	AUS	KTM	290.3	289.5	288.7	287.2	287.2	288.2	290.3
4 Andrea DOVIZIOSO	ITA	YAMAHA	289.5	288.7	288.7	288.7	288.7	288.8	289.5
40 Darryn BINDER	RSA	YAMAHA	289.5	288.0	288.0	288.0	287.2	288.0	289.5
21 Franco MORBIDELLI	ITA	YAMAHA	288.7	288.7	287.2	287.2	287.2	287.7	288.7

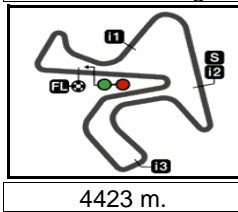
These data/results cannot be reproduced, stored and/or transmitted in whole or in part by any manner of electronic, mechanical, photocopying, recording, broadcasting or otherwise now known or herein after developed without the previous express consent by the copyright owner, except for reproduction in daily press and regular printed publications on sale to the public within 60 days of the event related to those data/results and always provided that copyright symbol appears together as follows below.

© DORNA, 2022

Official MotoGP Timing by TISSOT
www.motogp.com



Jerez de la Frontera, Friday, April 29, 2022



GRAN PREMIO RED BULL DE ESPAÑA

Free Practice Nr. 2

Chronological Analysis of Performances

9

* Lap / Sector time cancelled **T1** Time from finish line to 1st intermediate **T3** Time from 2nd intermed. to 3rd intermed.
P Crossing the finish line in pit lane **T2** Time from 1st intermed. to 2nd intermed. **T4** Time from 3rd intermediate to finish line
****** Tyre data subject to further updates

Lap	Lap Time	T1	T2	T3	T4	Speed	Lap	Lap Time	T1	T2	T3	T4	Speed		
1st	20	Fabio QUARTARARO YAMAHA FRA Monster Energy Yamaha MotoGP						Run # 2	Front Tyre Slick-Hard Rear Tyre Slick-Medium						
		Runs=2 Total laps=19 Full laps=13							** 10 Laps at start	** 10 Laps at start					
Run #	1	Front Tyre	Slick-Hard	Rear Tyre	Slick-Medium										
		**	New Tyre	**	New Tyre										
1	2'48.732	*	31.219	15.236	31.215	30.999*	283.4	11	1'44.711	29.226	14.805	30.429	30.251	286.4	
2	1'39.487		25.221	14.443	29.778	30.045	287.2	12	1'38.944	24.743	14.524	29.665	30.012	288.7	
3	1'38.478		24.487	14.305	29.601	30.085	288.0	13	1'38.457	24.652	14.416	29.527	29.862	290.3	
4	1'37.970		24.408	14.267	29.413	29.882	287.2	14	1'38.297	24.606	14.379	29.409	29.903	291.1	
5	1'38.118		24.458	14.322	29.461	29.877	287.2	15	1'39.086	24.662	14.392	29.444	30.588	291.1	
6	1'38.109		24.350	14.315	29.385	30.059	288.0	16	1'36.048	P 25.654	14.633	29.884	25.877	290.3	
7	1'38.181		24.411	14.315	29.528	29.927	288.0		Run # 3	Front Tyre Slick-Hard Rear Tyre Slick-Soft					
8	1'39.835	P	26.560	15.473	30.940	26.862	281.9			**	New Tyre	**	New Tyre		
								17	1'43.637	28.966	14.619	30.069	29.983	288.7	
								18	1'37.428	24.522	14.178	29.244	29.484	293.4	
								19	1'37.272	24.345	14.147	29.165	29.615	291.8	
								20	1'39.786	26.021	14.519	29.507	29.739	290.3	
3rd	63	Francesco BAGNAIA DUCATI ITA Ducati Lenovo Team						Run # 1	Front Tyre Slick-Hard Rear Tyre Slick-Medium						
		Runs=3 Total laps=18 Full laps=10							**	New Tyre	**	New Tyre			
Run #	1	Front Tyre	Slick-Hard	Rear Tyre	Slick-Medium										
		**	New Tyre	**	New Tyre										
1	2'38.306		30.930	15.464	31.072	31.045	288.0	1	2'38.306	30.930	15.464	31.072	31.045	288.0	
2	1'39.711		24.938	14.566	29.891	30.316	291.8	2	1'39.711	24.938	14.566	29.891	30.316	291.8	
3	1'38.174		24.517	14.331	29.355	29.971	292.6	3	1'38.174	24.517	14.331	29.355	29.971	292.6	
4	1'38.223		24.479	14.366	29.387	29.991	290.3	4	1'38.223	24.479	14.366	29.387	29.991	290.3	
5	1'38.015		24.350	14.365	29.277	30.023	291.1	5	1'38.015	24.350	14.365	29.277	30.023	291.1	
6	1'38.099		24.393	14.328	29.319	30.059	291.1	6	1'38.099	24.393	14.328	29.319	30.059	291.1	
7	1'38.789	P	25.990	14.844	30.994	26.961	288.7	7	1'38.789	P 25.990	14.844	30.994	26.961	288.7	
									Run # 2	Front Tyre Slick-Hard Rear Tyre Slick-Medium					
										**	7 Laps at start	**	7 Laps at start		
8	1'52.817		29.816	14.880	30.840	37.281	287.2	8	1'52.817	29.816	14.880	30.840	37.281	287.2	
9	1'48.518		24.622	14.399	31.024	38.473	290.3	9	1'48.518	24.622	14.399	31.024	38.473	290.3	
10	1'39.767		24.475	14.389	30.554	30.349	292.6	10	1'39.767	24.475	14.389	30.554	30.349	292.6	
11	1'35.877	P	24.444	14.337	30.475	26.621	291.8	11	1'35.877	P 24.444	14.337	30.475	26.621	291.8	
									Run # 3	Front Tyre Slick-Hard Rear Tyre Slick-Medium					
										**	11 Laps at start	**	11 Laps at start		
12	1'43.273		28.692	14.658	29.762	30.161	290.3	12	1'43.273	28.692	14.658	29.762	30.161	290.3	
13	1'37.912		24.460	14.331	29.297	29.824	292.6	13	1'37.912	24.460	14.331	29.297	29.824	292.6	
14	1'38.483	P	25.698	14.494	31.054	27.237	291.1	14	1'38.483	P 25.698	14.494	31.054	27.237	291.1	
									Run # 4	Front Tyre Slick-Hard Rear Tyre Slick-Soft					
										**	New Tyre	**	New Tyre		
15	1'42.849		27.905	14.668	30.030	30.246	288.7	15	1'42.849	27.905	14.668	30.030	30.246	288.7	
16	1'37.283		24.238	14.287	29.038	29.720	288.7	16	1'37.283	24.238	14.287	29.038	29.720	288.7	
17	1'37.263	*	24.224	14.182	29.138	29.719*	292.6	17	1'37.263	* 24.224	14.182	29.138	29.719*	292.6	
18	1'42.310		26.051	14.636	30.380	31.243	291.8	18	1'42.310	26.051	14.636	30.380	31.243	291.8	

Fastest Lap: Fabio QUARTARARO Monster Energy Yama FRA **1'37.071** 24.131 14.133 29.134 29.673

These data/results cannot be reproduced, stored and/or transmitted in whole or in part by any manner of electronic, mechanical, photocopying, recording, broadcasting or otherwise now known or herein after developed without the previous express consent by the copyright owner, except for reproduction in daily press and regular printed publications on sale to the public within 60 days of the event related to those data/results and always provided that copyright symbol appears together as follows below.
 © DORNA, 2022



Free Practice Nr. 2

MotoGP

Lap	Lap Time	T1	T2	T3	T4	Speed	Lap	Lap Time	T1	T2	T3	T4	Speed	
4th	89	Jorge MARTIN				DUCATI SPA		18	1'37.581	24.291	14.216	29.311	29.763	290.3
		Pramac Racing				19	2'02.254 *	35.871*	15.878	40.077	30.428		272.7	
		Runs=2		Total laps=19		Full laps=11		20	1'38.760	24.692	14.252	29.915	29.901	291.8
								21	1'40.898	25.234	14.324	30.732	30.608	289.5
Run #	1	Front Tyre	Slick-Hard	Rear Tyre	Slick-Medium									
		**	New Tyre	**	New Tyre									
1	2'16.967	32.274	15.182	30.956	31.614	272.0								
2	1'41.345 *	25.020	14.412	31.589	30.324*	295.0								
3	1'38.158 *	24.672	14.261	29.475	29.750*	293.4								
4	1'43.721	29.102	14.748	29.759	30.112	291.8								
5	1'38.203	24.581	14.252	29.400	29.970	293.4								
6	1'39.840	24.600	14.266	29.696	31.278	295.0								
7	1'38.357	24.576	14.314	29.504	29.963	290.3								
8	1'39.680 P	26.098	14.540	30.914	28.128	293.4								
Run #	2	Front Tyre	Slick-Hard	Rear Tyre	Slick-Medium									
		**	8 Laps at start	**	8 Laps at start									
9	1'48.703	29.272	14.621	30.842	33.968	288.7								
10	1'38.438 *	24.757	14.271	29.450	29.960*	291.8								
11	1'37.908	24.530	14.302	29.246	29.830	291.8								
12	1'38.081	24.360	14.331	29.481	29.909	289.5								
13	1'43.449	25.981	14.625	30.363	32.480	289.5								
14	1'38.443	24.722	14.414	29.461	29.846	291.8								
15	1'37.948 P	25.528	14.652	30.364	27.404	288.7								
Run #	3	Front Tyre	Slick-Hard	Rear Tyre	Slick-Soft									
		**	New Tyre	**	New Tyre									
16	1'45.481	28.904	14.865	31.402	30.310	285.7								
17	1'37.368	24.228	14.250	29.153	29.737	289.5								
18	1'42.418	27.262	14.442	30.297	30.417	291.1								
19	1'37.418	24.322	14.250	29.154	29.692	291.8								
5th	30	Takaaki NAKAGAMI				HONDA JPN								
		LCR Honda IDEMITSU				Runs=2		Total laps=21		Full laps=15				
Run #	1	Front Tyre	Slick-Hard	Rear Tyre	Slick-Hard									
		**	New Tyre	**	New Tyre									
1	2'22.700	31.655	15.779	32.428	31.320	272.7								
2	1'41.572	25.346	14.517	30.992	30.717	288.7								
3	1'40.621	25.751	14.718	29.843	30.309	288.0								
4	1'38.949	24.734	14.336	29.856	30.023	288.7								
5	1'40.311	25.465	14.459	30.190	30.197	288.0								
6	1'38.626	24.619	14.357	29.693	29.957	288.7								
7	1'39.792 P	26.048	14.774	30.760	28.210	284.9								
Run #	2	Front Tyre	Slick-Hard	Rear Tyre	Slick-Medium									
		**	7 Laps at start	**	New Tyre									
8	1'49.745	29.058	15.167	31.423	34.097	276.9								
9	1'39.702	25.208	14.525	29.857	30.112	285.7								
10	1'38.469	24.623	14.504	29.458	29.884	288.7								
11	1'38.828	24.492	14.328	29.834	30.174	290.3								
12	1'39.522	24.924	14.408	29.830	30.360	288.7								
13	1'38.680 P	26.456	14.869	30.459	26.896	283.4								
Run #	3	Front Tyre	Slick-Hard	Rear Tyre	Slick-Soft									
		**	New Tyre	**	New Tyre									
14	1'46.572	30.259	14.996	30.590	30.727	283.4								
15	1'38.794	24.671	14.280	29.771	30.072	289.5								
16	1'37.778	24.414	14.214	29.275	29.875	288.7								
17	1'46.331	27.709	16.614	31.526	30.482	247.1								
6th	33	Brad BINDER				KTM RSA								
		Red Bull KTM Factory Racing				Runs=2		Total laps=19		Full laps=11				
Run #	1	Front Tyre	Slick-Hard	Rear Tyre	Slick-Medium									
		**	New Tyre	**	New Tyre									
1	2'04.482	31.095	15.186	31.613	34.790	281.9								
2	1'44.559	28.591	14.616	30.711	30.641	292.6								
3	1'39.353	25.244	14.333	29.618	30.158	291.1								
4	1'39.558	25.311	14.391	29.680	30.176	289.5								
5	1'45.762	24.677	14.503	36.250	30.332	288.7								
6	1'38.828	24.704	14.344	29.835	29.945	291.8								
7	1'38.935 *	24.687*	14.383	29.728	30.137	291.1								
8	1'36.637 P	24.856	14.405	29.536	27.840	291.8								
Run #	2	Front Tyre	Slick-Hard	Rear Tyre	Slick-Medium									
		**	8 Laps at start	**	8 Laps at start									
9	1'47.246	31.763	14.825	30.243	30.415	286.4								
10	1'44.676	30.298	14.472	29.729	30.177	290.3								
11	1'38.944 *	24.587	14.447	29.819*	30.091*	291.1								
12	1'39.141	24.761	14.550	29.782	30.048	288.7								
13	1'38.924 *	24.688*	14.493	29.593	30.150	291.1								
14	1'39.368	24.768	14.558	29.874	30.168	288.7								
15	1'40.506 P	28.217	14.465	29.922	27.902	291.8								
Run #	3	Front Tyre	Slick-Hard	Rear Tyre	Slick-Soft									
		**	New Tyre	**	New Tyre									
16	1'48.852	29.387	14.709	34.419	30.337	287.2								
17	1'38.661	24.803	14.303	29.549	30.006	291.8								
18	1'37.585	24.413	14.260	29.243	29.669	291.1								
19	1'41.131	27.034	14.443	29.686	29.968	291.8								
7th	44	Poi ESPARGARO				HONDA SPA								
		Repsol Honda Team				Runs=3		Total laps=21		Full laps=14				
Run #	1	Front Tyre	Slick-Hard	Rear Tyre	Slick-Medium									
		**	New Tyre	**	New Tyre									
1	2'03.712	30.416	15.106	31.760	31.424	290.3								
2	1'43.950	27.706	14.625	30.953	30.666	291.1								
3	1'38.822	24.593	14.338	29.626	30.265	294.2								
4	1'38.279	24.536	14.312	29.439	29.992	292.6								
5	1'44.762	27.307	16.126	30.331	30.998	274.8								
6	1'38.990	24.626	14.335	29.409	30.620	291.8								
7	1'41.185	24.530	14.287	29.423	32.945	292.6								
8	1'35.415 P	24.601	14.314	29.508	26.992	290.3								
Run #	2	Front Tyre	Slick-Hard	Rear Tyre	Slick-Medium									
		**	8 Laps at start	**	8 Laps at start									
9	1'51.365	29.017	14.641	30.618	37.089	288.7								
10	1'40.387	24.744	14.397	30.853	30.393	290.3								
11	1'38.189	24.448	14.398	29.419	29.924	290.3								
12	1'38.147	24.379	14.367	29.400	30.001	291.1								

Free Practice Nr. 2

MotoGP

Lap	Lap Time	T1	T2	T3	T4	Speed	Lap	Lap Time	T1	T2	T3	T4	Speed
Run # 3	Front Tyre Slick-Hard	Rear Tyre Slick-Medium											
	** 14 Laps at start	** 14 Laps at start											
15	1'45.573	29.820	15.000	30.051	30.702	274.1	8	1'35.255 P	24.734	14.395	29.599	26.527	288.0
16	1'40.090	25.115	14.393	30.059	30.523	290.3	Run # 2	Front Tyre Slick-Hard	Rear Tyre Slick-Medium				
17	1'36.197 P	26.113	14.445	29.580	26.059	290.3		** 8 Laps at start	** 8 Laps at start				
Run # 4	Front Tyre Slick-Hard	Rear Tyre Slick-Soft											
	** New Tyre	** New Tyre											
18	1'47.741	32.201	14.824	30.527	30.189	291.8	9	1'43.653	28.702	14.691	29.972	30.288	287.2
19	1'38.919	25.022	14.378	29.409	30.110	291.8	10	1'38.829	24.715	14.586	29.667	29.861	291.8
20	1'37.590	24.358	14.239	29.304	29.689	292.6	11	1'38.184 *	24.486	14.336	29.448*	29.914*	292.6
21	1'37.787	24.447	14.239	29.308	29.793	293.4	12	1'37.917	24.425	14.343	29.443	29.706	290.3
							13	1'40.741	26.628	14.486	29.646	29.981	290.3
							14	1'38.446	24.712	14.354	29.460	29.920	291.8
							15	1'36.938 P	26.219	14.638	29.763	26.318	289.5

8th 42 Alex RINS SUZUKI SPA
 Team SUZUKI ECSTAR
 Runs=2 Total laps=22 Full laps=17

Run #	Front Tyre	Slick-Medium	Rear Tyre	Slick-Medium	Speed
1	** New Tyre	** New Tyre			
1	3'05.891	30.538	15.031	31.000	286.4
2	1'40.065	25.033	14.485	30.177	288.0
3	1'39.184	24.734	14.433	29.790	289.5
4	1'38.839	24.756	14.407	29.583	290.3
5	1'38.784	24.645	14.455	29.592	289.5
6	1'38.729	24.691	14.400	29.557	289.5
7	1'39.686 P	26.510	15.006	30.822	284.9
Run # 2	Front Tyre Slick-Hard	Rear Tyre Slick-Medium			
	** New Tyre	** New Tyre			
8	1'46.266	30.146	14.916	30.761	288.0
9	1'39.218	24.795	14.388	29.712	291.1
10	1'38.345	24.637	14.314	29.392	290.3
11	1'38.491	24.617	14.361	29.461	291.1
12	1'38.394	24.569	14.343	29.564	291.1
13	1'38.256	24.577	14.344	29.464	291.1
14	1'41.920	26.490	14.872	30.204	285.7
15	1'38.469	24.695	14.402	29.390	289.5
16	1'38.517	24.582	14.375	29.541	289.5
17	1'38.290	24.601	14.335	29.497	290.3
18	1'40.211 P	27.317	14.918	30.999	284.2
Run # 3	Front Tyre Slick-Medium	Rear Tyre Slick-Soft			
	** New Tyre	** New Tyre			
19	1'43.535	28.600	14.695	29.998	287.2
20	1'37.726	24.435	14.276	29.243	291.1
21	1'41.515	25.555	16.044	30.070	292.6
22	1'37.871	24.489	14.295	29.315	291.1

9th 12 Maverick VIÑALES APRILIA SPA
 Aprilia Racing
 Runs=2 Total laps=19 Full laps=13

Run #	Front Tyre	Slick-Hard	Rear Tyre	Slick-Medium	Speed
1	** New Tyre	** New Tyre			
1	2'42.399	30.318	15.230	30.528	288.0
2	1'39.785	25.133	14.501	29.910	289.5
3	1'39.835	25.315	14.415	29.835	293.4
4	1'38.586	24.597	14.350	29.711	291.8
5	1'38.653	24.732	14.327	29.619	292.6
6	1'38.372	24.592	14.255	29.634	294.2
7	1'40.365	24.604	14.536	31.153	286.4

10th 43 Jack MILLER DUCATI AUS
 Ducati Lenovo Team
 Runs=2 Total laps=18 Full laps=11

Run #	Front Tyre	Slick-Hard	Rear Tyre	Slick-Medium	Speed
1	** New Tyre	** New Tyre			
1	2'15.425	31.575	15.768	34.743	250.0
2	1'40.213	25.105	14.568	29.881	290.3
3	1'39.560 *	24.861 *	14.491	29.808	291.8
4	1'43.997	29.027	14.686	29.998	292.6
5	1'38.603	24.539	14.383	29.482	293.4
6	1'39.155 *	24.765	14.328*	29.794	293.4
7	1'43.438	27.496	15.021	30.459	290.3
8	1'38.899	24.623	14.428	29.649	291.8
9	1'38.340 P	25.430	16.140	30.471	284.9
Run # 2	Front Tyre Slick-Hard	Rear Tyre Slick-Medium			
	** 9 Laps at start	** 9 Laps at start			
10	1'51.512	31.422	15.887	33.533	183.6
11	1'38.429	24.569	14.440	29.360	292.6
12	1'40.772	26.323	14.533	29.659	291.1
13	1'38.250	24.574	14.384	29.394	291.1
14	1'38.982 P	27.724	14.822	30.024	288.0
Run # 3	Front Tyre Slick-Medium	Rear Tyre Slick-Soft			
	** New Tyre	** New Tyre			
15	1'46.463	29.792	14.982	30.832	288.7
16	1'45.691	26.377	15.142	34.015	281.2
17	1'37.762	24.398	14.277	29.208	293.4
18	1'46.627	28.817	15.012	30.945	284.9

11th 5 Johann ZARCO DUCATI FRA
 Pramac Racing
 Runs=2 Total laps=18 Full laps=13

Run #	Front Tyre	Slick-Hard	Rear Tyre	Slick-Medium	Speed
1	** New Tyre	** New Tyre			
1	2'06.470	30.935	15.208	32.522	288.7
2	1'39.999	25.157	14.502	30.059	293.4
3	1'38.736	24.640	14.423	29.654	291.8
4	1'42.152	27.246	14.392	29.736	292.6
5	1'47.056	27.942	14.562	31.748	291.1
6	1'38.758	24.825	14.302	29.540	294.2

Fastest Lap: Fabio QUARTARARO Monster Energy Yama FRA **1'37.071** 24.131 14.133 29.134 29.673

These data/results cannot be reproduced, stored and/or transmitted in whole or in part by any manner of electronic, mechanical, photocopying, recording, broadcasting or otherwise now known or herein after developed without the previous express consent by the copyright owner, except for reproduction in daily press and regular printed publications on sale to the public within 60 days of the event related to those data/results and always provided that copyright symbol appears together as follows below.
 © DORNA, 2022



Free Practice Nr. 2

MotoGP

Lap	Lap Time	T1	T2	T3	T4	Speed	Lap	Lap Time	T1	T2	T3	T4	Speed
7	1'38.590	24.665	14.218	29.639	30.068	295.0	3	1'38.875	24.717	14.305	29.862	29.991	290.3
8	1'37.024 P	24.906	14.267	29.827	28.024	293.4	4	1'38.449	24.633	14.209	29.581	30.026	290.3
Run # 2	Front Tyre	Slick-Hard	Rear Tyre	Slick-Medium									
	**	8 Laps at start	**	8 Laps at start									
9	1'47.340	30.239	16.434	30.374	30.293	284.2	Run # 2	Front Tyre	Slick-Hard	Rear Tyre	Slick-Medium		
10	1'40.548	24.690	14.400	30.811	30.647	293.4		**	6 Laps at start	**	6 Laps at start		
11	1'38.540	24.635	14.393	29.515	29.997	291.8	7	1'44.809 *	28.958	14.547	30.595	30.709*	289.5
12	1'38.209	24.461	14.428	29.409	29.911	291.1	8	1'38.233	24.680	14.230	29.494	29.829	290.3
13	1'41.835 P	29.704	14.765	30.198	27.168	291.1	9	1'37.878	24.534	14.230	29.487	29.627	292.6
Run # 3	Front Tyre	Slick-Hard	Rear Tyre	Slick-Soft									
	**	New Tyre	**	New Tyre									
14	1'45.418	29.518	14.696	30.632	30.572	288.7	10	1'42.200	24.572	15.873	31.223	30.532	289.5
15	1'39.965	25.405	14.762	29.629	30.169	288.7	11	1'38.009	24.498	14.337	29.398	29.776	293.4
16	1'43.759	24.630	15.002	33.732	30.395	285.7	12	1'43.231 P	27.093	15.203	32.549	28.386	271.3
17	1'37.830	24.528	14.144	29.435	29.723	295.8	Run # 3	Front Tyre	Slick-Hard	Rear Tyre	Slick-Soft		
18	1'39.062	24.856	14.276	29.996	29.934	295.0		**	New Tyre	**	New Tyre		

12th 36 **Joan MIR** SUZUKI SPA
Team SUZUKI ECSTAR

Run #	1	Front Tyre	Slick-Medium	Rear Tyre	Slick-Medium	Speed
		**	New Tyre	**	New Tyre	
1	2'53.057	30.693	14.892	32.215	31.400	287.2
2	1'39.663	24.825	14.536	29.875	30.427	289.5
3	1'38.817	24.609	14.411	29.562	30.235	290.3
4	1'38.736	24.573	14.385	29.645	30.133	288.7
5	1'38.428	24.525	14.364	29.442	30.097	289.5
6	1'41.779 P	25.380	14.939	33.219	28.241	284.2
Run # 2	Front Tyre	Slick-Hard	Rear Tyre	Slick-Medium		
	**	New Tyre	**	New Tyre		
7	1'45.665	30.192	14.750	30.323	30.400	287.2
8	1'38.797	24.821	14.294	29.563	30.119	289.5
9	1'37.881	24.460	14.295	29.311	29.815	289.5
10	1'38.122	24.569	14.316	29.346	29.891	291.1
11	1'36.157 P	24.373	14.279	30.673	26.832	291.1
Run # 3	Front Tyre	Slick-Hard	Rear Tyre	Slick-Medium		
	**	5 Laps at start	**	5 Laps at start		
12	1'43.959	29.003	14.663	29.947	30.346	288.0
13	1'38.696	24.683	14.454	29.460	30.099	288.0
14	1'38.608	24.740	14.370	29.422	30.076	289.5
15	1'38.191	24.457	14.342	29.391	30.001	288.0
16	1'38.283	24.433	14.371	29.533	29.946	288.7
17	1'40.359 P	24.442	14.408	32.639	28.870	285.7
Run # 4	Front Tyre	Slick-Hard	Rear Tyre	Slick-Soft		
	**	New Tyre	**	New Tyre		
18	1'44.977	30.309	14.505	29.921	30.242	289.5
19	1'37.842	24.446	14.316	29.197	29.883	288.0
20	1'39.236	25.419	14.471	29.393	29.953	288.7

13th 41 **Alex ESPARGARO** APRILIA SPA
Aprilia Racing

Run #	1	Front Tyre	Slick-Hard	Rear Tyre	Slick-Medium	Speed
		**	New Tyre	**	New Tyre	
1	2'31.910	30.175	15.486	31.356	31.463	284.9
2	1'39.813	25.190	14.430	29.966	30.227	288.7

14th 21 **Franco MORBIDELLI** YAMAHA ITA
Monster Energy Yamaha MotoGP

Run #	1	Front Tyre	Slick-Hard	Rear Tyre	Slick-Medium	Speed
		**	New Tyre	**	New Tyre	
1	1'52.805	28.874	14.938	30.833	31.085	283.4
2	1'40.527	25.230	14.513	30.463	30.321	287.2
3	1'38.796	24.650	14.396	29.540	30.210	287.2
4	2'01.228	45.785	14.959	30.272	30.212	282.7
5	1'38.951	24.830	14.367	29.677	30.077	287.2
6	1'38.575	24.645	14.357	29.554	30.019	287.2
7	1'54.236 P	36.031	18.387	30.885	28.933	266.6
Run # 2	Front Tyre	Slick-Hard	Rear Tyre	Slick-Medium		
	**	7 Laps at start	**	7 Laps at start		
8	1'44.552	29.290	14.695	30.212	30.355	283.4
9	1'39.268	24.779	14.384	29.830	30.275	284.2
10	1'38.453	24.599	14.418	29.436	30.000	284.9
11	1'38.569	24.524	14.493	29.486	30.066	284.9
12	1'42.382 P	26.612	16.055	31.762*	27.953	251.1
Run # 3	Front Tyre	Slick-Medium	Rear Tyre	Slick-Soft		
	**	New Tyre	**	New Tyre		
13	1'44.247	29.513	14.641	29.872	30.221	286.4
14	1'39.159	24.905	14.368	29.738	30.148	285.7
15	1'38.275	24.567	14.353	29.373	29.982	288.7
16	1'42.759	24.419	14.278	32.102	31.960	288.7
17	1'37.952	24.460	14.316	29.447	29.729	286.4
18	1'51.013	30.018	17.456	32.046	31.493	243.7

15th 88 **Miguel OLIVEIRA** KTM POR
Red Bull KTM Factory Racing

Run #	1	Front Tyre	Slick-Hard	Rear Tyre	Slick-Medium	Speed
		**	New Tyre	**	New Tyre	
1	2'13.248	30.267	15.397	32.898	30.996	264.0
2	1'43.152	28.312	14.419	30.062	30.359	289.5
3	1'38.976	24.592	14.213	29.862	30.309	291.8
4	1'42.198	28.040	14.388	29.820	29.950	289.5

Fastest Lap: Fabio QUARTARARO Monster Energy Yama FRA 1'37.071 24.131 14.133 29.134 29.673

These data/results cannot be reproduced, stored and/or transmitted in whole or in part by any manner of electronic, mechanical, photocopying, recording, broadcasting or otherwise now known or herein after developed without the previous express consent by the copyright owner, except for reproduction in daily press and regular printed publications on sale to the public within 60 days of the event related to those data/results and always provided that copyright symbol appears together as follows below.
© DORNA, 2022



Free Practice Nr. 2

MotoGP

Lap	Lap Time	T1	T2	T3	T4	Speed	Lap	Lap Time	T1	T2	T3	T4	Speed
5	1'40.021 *	25.221*	14.385	30.192	30.223	291.1	Run # 1	Front Tyre	Slick-Hard	Rear Tyre	Slick-Medium		
6	1'38.513	24.633	14.318	29.755	<u>29.807</u>	289.5		**	New Tyre	**	New Tyre		
7	1'42.180	25.312	15.629	30.972	30.267	222.6	1	1'53.676	28.706	15.092	30.976	31.076	285.7
8	1'35.306 P	24.687	14.325	29.814	26.480	290.3	2	1'40.257	25.028	14.644	30.161	30.424	286.4
	Run # 2	Front Tyre	Slick-Hard	Rear Tyre	Slick-Medium		3	1'39.303	24.694	14.579	29.758	30.272	287.2
	**	8 Laps at start	**	8 Laps at start			4	1'39.315	24.638	14.629	29.778	30.270	285.7
9	1'46.207	29.492	15.023	30.938	30.754	281.2	5	1'39.122	<u>24.559</u>	14.583	29.694	30.286	286.4
10	1'39.396	24.857	14.513	29.870	30.156	285.7	6	1'39.293	24.735	14.577	29.726	30.255	285.7
11	1'36.416 P	24.631	14.493	30.904*	26.388	287.2	7	1'52.352 P	28.030	15.134	35.970	33.218	277.6
	Run # 3	Front Tyre	Slick-Hard	Rear Tyre	Slick-Medium			Run # 2	Front Tyre	Slick-Hard	Rear Tyre	Slick-Medium	
	**	11 Laps at start	**	11 Laps at start				**	7 Laps at start	**	7 Laps at start		
12	1'44.351	29.146	14.612	30.319	30.274	286.4	8	1'43.893	28.200	14.903	30.395	30.395	283.4
13	1'39.209 *	24.727	14.447	29.672	30.363*	288.7	9	1'39.191	24.700	14.571	29.710	30.210	282.7
14	1'38.847	24.617	14.463	29.712	30.055	288.7	10	1'39.403 *	24.580	14.533	29.981*	30.309	286.4
15	1'39.058 P	26.246	14.747	31.645	26.420	286.4	11	1'37.944 P	24.666	14.515	29.945	28.818	284.2
	Run # 4	Front Tyre	Slick-Hard	Rear Tyre	Slick-Soft			Run # 3	Front Tyre	Slick-Hard	Rear Tyre	Slick-Soft	
	**	New Tyre	**	New Tyre				**	New Tyre	**	New Tyre		
16	1'43.559	28.673	14.652	30.008	30.226	290.3	12	1'47.285	30.458	14.916	31.195	30.716	280.5
17	<u>1'38.012</u>	24.513	14.279	29.412	29.808	290.3	13	1'43.909	27.634	15.662	30.509	30.104	267.3
18	1'41.227	27.549	14.326	29.454	29.898	<u>292.6</u>	14	<u>1'38.102</u>	24.563	<u>14.289</u>	29.409	<u>29.841</u>	<u>290.3</u>
19	1'38.113	<u>24.493</u>	14.425	<u>29.263</u>	29.932	289.5	15	1'38.278	24.568	14.407	<u>29.400</u>	29.903	287.2
							16	1'47.866	31.663	14.788	30.457	30.958	288.0

16th 73 Alex MARQUEZ HONDA SPA
LCR Honda CASTROL

Runs=2 Total laps=21 Full laps=15

Run #	1	Front Tyre	Slick-Hard	Rear Tyre	Slick-Medium	Speed
	**	New Tyre	**	New Tyre		
1	1'59.365	30.876	15.184	31.548	31.159	282.7
2	1'40.576	25.704	14.620	29.989	30.263	291.8
3	1'39.318	24.778	14.436	29.839	30.265	291.1
4	1'38.996	24.836	14.446	29.636	30.078	289.5
5	1'40.658	26.307	14.489	29.688	30.174	<u>293.4</u>
6	1'38.713	24.665	14.455	29.561	30.032	291.1
7	1'38.852	24.622	14.398	29.663	30.169	292.6
8	1'37.086 P	26.326	14.576	30.064	26.120	291.8
	Run # 2	Front Tyre	Slick-Hard	Rear Tyre	Slick-Medium	
	**	8 Laps at start	**	8 Laps at start		
9	1'46.001	29.996	14.809	30.565	30.631	287.2
10	1'39.322	24.781	14.556	29.730	30.255	289.5
11	1'38.836	24.617	14.484	29.566	30.169	290.3
12	1'38.978 *	24.737	14.480	29.616*	30.145*	290.3
13	1'38.916	24.761	14.487	29.565	30.103	290.3
14	1'38.909	24.551	14.612	29.617	30.129	289.5
15	1'41.645	26.800	14.572	29.954	30.319	291.8
16	1'36.712 P	26.614	14.598	29.691	25.809	291.1
	Run # 3	Front Tyre	Slick-Hard	Rear Tyre	Slick-Soft	
	**	New Tyre	**	New Tyre		
17	1'46.557	30.508	14.773	30.661	30.615	287.2
18	1'38.318	24.534	14.367	29.406	<u>30.011</u>	291.8
19	<u>1'38.027</u>	<u>24.364</u>	<u>14.321</u>	<u>29.330</u>	30.012	290.3
20	1'42.804	26.491	14.890	30.884	30.539	285.7
21	1'38.478	24.571	14.397	29.443	30.067	292.6

17th 10 Luca MARINI DUCATI ITA
Mooney VR46 Racing Team

Runs=2 Total laps=16 Full laps=10

18th 72 Marco BEZZECCHI DUCATI ITA
Mooney VR46 Racing Team

Runs=2 Total laps=20 Full laps=14

Run #	1	Front Tyre	Slick-Hard	Rear Tyre	Slick-Medium	Speed
	**	New Tyre	**	New Tyre		
1	1'58.699	31.051	15.061	31.318	30.954	282.7
2	1'43.965	25.150	14.555	30.096	34.164	292.6
3	1'39.318	24.924	14.264	30.116	30.014	295.0
4	1'39.558	24.875	14.240	29.785	30.658	<u>295.8</u>
5	1'38.460	24.693	14.254	29.689	<u>29.824</u>	293.4
6	1'38.591	24.738	14.316	29.621	29.916	291.1
7	1'38.836	25.059	14.264	29.585	29.928	291.8
8	1'35.981 P	24.747	14.301	29.725	27.208	290.3
	Run # 2	Front Tyre	Slick-Hard	Rear Tyre	Slick-Medium	
	**	8 Laps at start	**	8 Laps at start		
9	1'51.700	31.141	15.112	34.897	30.550	275.5
10	1'38.780	24.858	14.274	29.699	29.949	291.8
11	1'38.697 *	24.536	14.249	29.805*	30.107	292.6
12	1'38.995	24.694	14.321	29.702	30.278	290.3
13	1'38.690	24.752	14.291	29.734	29.913	290.3
14	1'39.094 P	26.051	14.579	31.294	27.170	288.0
	Run # 3	Front Tyre	Slick-Hard	Rear Tyre	Slick-Soft	
	**	New Tyre	**	New Tyre		
15	1'49.508	32.844	14.774	31.107	30.783	284.2
16	1'38.262	24.473	14.261	29.609	29.919	289.5
17	1'38.399	24.523	<u>14.192</u>	29.832	29.852	293.4
18	<u>1'38.196</u>	<u>24.417</u>	14.245	<u>29.557</u>	29.977	288.0
19	1'58.317	30.989	17.586	34.532	35.210	180.9
20	1'38.581	24.781	14.288	29.592	29.920	291.8

Fastest Lap: Fabio QUARTARARO Monster Energy Yama FRA **1'37.071** 24.131 14.133 29.134 29.673

These data/results cannot be reproduced, stored and/or transmitted in whole or in part by any manner of electronic, mechanical, photocopying, recording, broadcasting or otherwise now known or herein after developed without the previous express consent by the copyright owner, except for reproduction in daily press and regular printed publications on sale to the public within 60 days of the event related to those data/results and always provided that copyright symbol appears together as follows below.
© DORNA, 2022

Official MotoGP Timing by TISSOT
www.motogp.com



Free Practice Nr. 2

MotoGP

Lap	Lap Time	T1	T2	T3	T4	Speed	Lap	Lap Time	T1	T2	T3	T4	Speed	
19th	93	Marc MARQUEZ				HONDA	SPA							
		Repsol Honda Team												
		Runs=2	Total laps=15	Full laps=9										
Run #	1	Front Tyre	Slick-Hard	Rear Tyre	Slick-Medium		Run #	1	Front Tyre	Slick-Hard	Rear Tyre	Slick-Medium		
		**	New Tyre	**	New Tyre				**	New Tyre	**	New Tyre		
1	1'58.201	33.175	15.115	31.247	31.147	284.9	1	2'01.604	30.256	14.960	31.527	31.454	272.7	
2	1'43.630	25.368	14.731	30.029	33.502	288.0	2	1'40.495	25.045	14.476	30.258	30.716	289.5	
3	1'39.183 *	24.833	14.502	29.687	30.161*	289.5	3	1'39.243	24.808	14.437	29.911	30.087	291.1	
4	1'38.432	24.550	14.405	29.431	30.046	290.3	4	1'39.057	24.768	14.388	29.707	30.194	290.3	
5	1'39.176	24.615	14.550	29.539	30.472	288.7	5	1'36.470 P	24.802	14.448	29.815	27.405	288.0	
6	1'43.294	25.900	15.307	31.250	30.837	270.6	Run # 2	Front Tyre	Slick-Hard	Rear Tyre	Slick-Medium			
7	1'48.959	26.211	14.973	31.606	36.169	281.9			**	5 Laps at start	**	5 Laps at start		
8	1'35.768 P	24.888	14.530	29.768	26.582	289.5	6	1'47.219	31.009	14.858	30.384	30.968	284.9	
Run # 2	Front Tyre	Slick-Hard	Rear Tyre	Slick-Medium										
		**	8 Laps at start	**	8 Laps at start									
9	1'52.855	33.060	14.875	30.777	34.143	285.7	7	1'39.475	24.919	14.509	29.750	30.297	288.0	
10	1'38.834	24.783	14.543	29.426	30.082	288.0	8	1'39.284	24.816	14.496	29.684	30.288	285.7	
11	15'42.266 P	24.503	14.418			291.8	9	1'39.659	24.953	14.487	29.841	30.378	288.0	
Run # 3	Front Tyre	Slick-Hard	Rear Tyre	Slick-Soft										
		**	New Tyre	**	New Tyre									
12	2'05.271	35.316	20.858	33.221	35.876	183.0	10	1'46.247 P	24.816	14.453	30.770	36.208	288.0	
13	1'48.351	26.910	15.892	32.363	33.186	278.3	Run # 3	Front Tyre	Slick-Hard	Rear Tyre	Slick-Medium			
14	1'38.200	24.574	14.296	29.430	29.900	292.6			**	10 Laps at start	**	10 Laps at start		
15	1'38.204	24.426	14.458	29.444	29.876	291.1	11	1'45.801	30.191	14.782	30.246	30.582	285.7	
							12	1'40.369	25.564	14.479	29.850	30.476	286.4	
							13	1'36.681 P	24.873	14.481	29.819	27.508	288.0	
							Run # 4	Front Tyre	Slick-Hard	Rear Tyre	Slick-Soft			
									**	New Tyre	**	New Tyre		
							14	1'45.273	28.448	14.833	31.631	30.361	284.9	
							15	1'38.313	24.542	14.296	29.379	30.096	290.3	
							16	1'38.390	24.519	14.315	29.457	30.099	288.0	
							17	1'46.337	24.547	14.399	31.066	36.325	288.0	
20th	4	Andrea DOVIZIOSO				YAMAHA	ITA							
		WithU Yamaha RNF MotoGP Team												
		Runs=2	Total laps=21	Full laps=15										
Run #	1	Front Tyre	Slick-Hard	Rear Tyre	Slick-Medium		Run #	1	Front Tyre	Slick-Medium	Rear Tyre	Slick-Medium		
		**	New Tyre	**	New Tyre				**	New Tyre	**	New Tyre		
1	2'13.857	29.910	15.146	32.130	30.965	280.5	22nd	6	Stefan BRADL				HONDA	GER
2	1'42.698	27.322	14.545	30.088	30.743	288.0			Team HRC					
3	1'39.628	24.858	14.382	30.042	30.346	288.7			Runs=2	Total laps=18	Full laps=13			
4	1'39.500	25.041	14.459	29.747	30.253	285.7	Run # 1	Front Tyre	Slick-Medium	Rear Tyre	Slick-Medium			
5	1'40.344	25.749	14.430	29.996	30.169	288.7			**	New Tyre	**	New Tyre		
6	1'39.453	24.850	14.365	29.808	30.430	287.2	1	2'01.234	30.666	15.070	31.707	31.290	274.8	
7	1'45.641	25.771	16.145	33.003	30.722	250.0	2	1'41.163	25.219	14.503	30.755	30.686	291.1	
8	1'38.994	24.701	14.373	29.687	30.233	288.7	3	1'39.388	24.939	14.326	29.955	30.168	293.4	
9	1'36.557 P	24.837	15.145	30.077	26.498	265.3	4	1'39.968	24.845	14.352	29.776	30.995	292.6	
Run # 2	Front Tyre	Slick-Hard	Rear Tyre	Slick-Medium										
		**	9 Laps at start	**	9 Laps at start									
10	1'49.422	31.708	15.235	31.334	31.145	277.6	5	1'39.455	24.902	14.420	29.829	30.304	291.8	
11	1'41.094 *	25.070	14.688	30.717*	30.619	282.7	6	1'39.730	24.916	14.397	29.805	30.612	291.1	
12	1'39.871	24.761	14.476	29.787	30.847	283.4	7	1'41.532 P	28.611	14.998	30.438	27.485	281.9	
13	1'39.247	24.693	14.503	29.740	30.311	283.4	Run # 2	Front Tyre	Slick-Hard	Rear Tyre	Slick-Medium			
14	1'41.326	24.847	14.568	31.295	30.616	281.2			**	New Tyre	**	7 Laps at start		
15	1'39.748	24.857	14.511	29.867	30.513	281.9	8	1'49.030	32.563	14.881	30.488	31.098	288.0	
16	1'39.082	24.746	14.509	29.558	30.269	284.2	9	1'39.560	24.904	14.410	29.856	30.390	290.3	
17	1'41.559 P	26.537	15.466	31.809	27.747	264.0	10	1'38.892	24.799	14.445	29.558	30.090	290.3	
Run # 3	Front Tyre	Slick-Medium	Rear Tyre	Slick-Soft										
		**	New Tyre	**	New Tyre									
18	1'58.838	33.396	18.336	32.741	34.365	261.5	11	1'38.762	24.805	14.374	29.525	30.058	290.3	
19	1'38.576	24.747	14.315	29.534	29.980	289.5	12	1'38.747	24.730	14.401	29.538	30.078	289.5	
20	1'38.285	24.535	14.288	29.443	30.019	288.7	13	1'43.002 P	24.855	14.438	35.831	27.878	289.5	
21	1'38.499	24.504	14.331	29.588	30.076	288.7	Run # 3	Front Tyre	Slick-Hard	Rear Tyre	Slick-Soft			
									**	6 Laps at start	**	New Tyre		
							14	2'00.459	31.297	14.775	34.472	39.915	289.5	
							15	1'42.619	25.173	16.966	30.118	30.362	291.1	
							16	1'38.362	24.668	14.241	29.472	29.981	291.8	
							17	1'38.322	24.627	14.225	29.455	30.015	291.8	

Fastest Lap: Fabio QUARTARARO Monster Energy Yama FRA **1'37.071** 24.131 14.133 29.134 29.673

These data/results cannot be reproduced, stored and/or transmitted in whole or in part by any manner of electronic, mechanical, photocopying, recording, broadcasting or otherwise now known or herein after developed without the previous express consent by the copyright owner, except for reproduction in daily press and regular printed publications on sale to the public within 60 days of the event related to those data/results and always provided that copyright symbol appears together as follows below.
© DORNA, 2022

Official MotoGP Timing by TISSOT
www.motogp.com



Free Practice Nr. 2

MotoGP

Lap	Lap Time	T1	T2	T3	T4	Speed	Lap	Lap Time	T1	T2	T3	T4	Speed
18	1'38.664	24.725	14.344	29.543	30.052	291.8	17	1'39.100	24.939	14.297	29.633	30.231	287.2
							18	1'38.888	24.700	14.360	29.581	30.247	289.5
							19	1'45.061	27.733	14.832	30.961	31.535	288.0

23rd 87 Remy GARDNER KTM AUS
Tech3 KTM Factory Racing

Runs=2 Total laps=19 Full laps=13

Run #	1	Front Tyre	Slick-Hard	Rear Tyre	Slick-Medium	Speed
		**	New Tyre	**	New Tyre	
1	2'00.163	32.313	15.086	31.339	31.407	284.9
2	1'48.629	30.813	16.133	30.749	30.934	287.2
3	1'40.372	25.198	14.543	30.356	30.275	286.4
4	1'39.412	24.962	14.294	29.901	30.255	290.3
5	1'39.505	24.865	14.327	29.777	30.536	288.7
6	1'41.140	26.629	14.404	29.799	30.308	287.2
7	1'43.235	24.812	14.415	29.774	34.234	287.2
8	1'40.181	P 25.303	14.439	32.136	28.303	285.7
Run #	2	Front Tyre	Slick-Hard	Rear Tyre	Slick-Medium	Speed
		**	8 Laps at start	**	8 Laps at start	
9	1'58.415	33.340	15.066	32.216	37.793	281.9
10	1'40.117	* 25.189	14.543	29.831	30.554*	286.4
11	1'39.447	24.981	14.428	29.775	30.263	286.4
12	1'39.068	24.774	14.426	29.660	30.208	285.7
13	1'39.940	24.927	14.582	29.949	30.482	283.4
14	1'45.125	P 29.640	16.324	32.224	26.937	205.7
Run #	3	Front Tyre	Slick-Hard	Rear Tyre	Slick-Soft	Speed
		**	New Tyre	**	New Tyre	
15	2'09.192	44.607	17.410	33.213	33.962	276.9
16	1'40.200	24.751	14.371	30.763	30.315	289.5
17	1'45.640	28.255	15.440	31.350	30.595	247.7
18	1'38.353	24.608	14.271	29.434	30.040	286.4
19	1'39.091	24.952	14.393	29.575	30.171	287.2

24th 40 Darryn BINDER YAMAHA RSA
WithU Yamaha RNF MotoGP Team

Runs=2 Total laps=19 Full laps=13

Run #	1	Front Tyre	Slick-Hard	Rear Tyre	Slick-Medium	Speed
		**	New Tyre	**	New Tyre	
1	1'58.464	30.471	15.522	31.560	31.902	281.9
2	1'41.109	25.310	14.605	30.344	30.850	285.7
3	1'44.310	29.070	14.576	30.100	30.564	287.2
4	1'40.134	25.049	14.525	30.035	30.525	284.9
5	1'39.923	24.942	14.599	29.871	30.511	284.2
6	1'39.754	24.900	14.526	29.826	30.502	284.2
7	1'37.326	P 25.111	14.537	30.212	27.466	285.7
Run #	2	Front Tyre	Slick-Hard	Rear Tyre	Slick-Medium	Speed
		**	7 Laps at start	**	7 Laps at start	
8	1'46.056	29.579	14.932	30.758	30.787	278.3
9	1'39.410	24.985	14.402	29.806	30.217	288.0
10	1'40.966	* 24.870	14.359	30.911*	30.826	288.0
11	1'45.673	24.924	14.634	34.801	31.314	284.2
12	1'54.492	33.298	15.063	32.437	33.694	281.9
13	1'40.483	25.292	14.499	30.259	30.433	285.7
14	1'40.619	25.040	14.699	30.144	30.736	284.9
15	1'42.383	P 28.091	15.136	31.114	28.042	280.5
Run #	3	Front Tyre	Slick-Hard	Rear Tyre	Slick-Soft	Speed
		**	New Tyre	**	New Tyre	
16	1'57.864	32.491	15.827	35.969	33.577	276.9

Fastest Lap: Fabio QUARTARARO Monster Energy Yama FRA 1'37.071 24.131 14.133 29.134 29.673

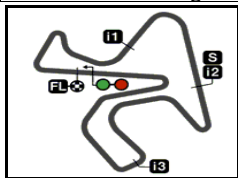
These data/results cannot be reproduced, stored and/or transmitted in whole or in part by any manner of electronic, mechanical, photocopying, recording, broadcasting or otherwise now known or herein after developed without the previous express consent by the copyright owner, except for reproduction in daily press and regular printed publications on sale to the public within 60 days of the event related to those data/results and always provided that copyright symbol appears together as follows below.
© DORNA, 2022

Official MotoGP Timing by TISSOT
www.motogp.com

Jerez de la Frontera, Friday, April 29, 2022

Page 7 of 7





4423 m.

GRAN PREMIO RED BULL DE ESPAÑA

Free Practice Nr. 2

Best Partial Times

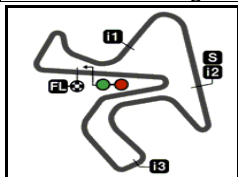
IT Ideal Lap Time, sum of the best partial times

BT Best Lap Time

T1		T2		T3		T4				IT	BT	
Pos	Rider	Time	Rider	Time	Rider	Time	Rider	Time	Pos	Rider	IT	BT
1	F.QUARTARARO	24.131	A.ESPARGARO	14.123	F.BAGNAIA	29.038	E.BASTIANINI	29.484	1	F.QUARTARAR	1'37.071	1'37.071 (1)
2	F.BAGNAIA	24.224	F.QUARTARARO	14.133	F.QUARTARARO	29.134	A.ESPARGARO	29.627	2	E.BASTIANINI	1'37.141	1'37.272 (2)
3	J.MARTIN	24.228	J.ZARCO	14.144	J.MARTIN	29.153	B.BINDER	29.669	3	F.BAGNAIA	1'37.164	1'37.283 (3)
4	T.NAKAGAMI	24.291	E.BASTIANINI	14.147	E.BASTIANINI	29.165	F.QUARTARARO	29.673	4	J.MARTIN	1'37.323	1'37.368 (4)
5	E.BASTIANINI	24.345	F.BAGNAIA	14.182	J.MIR	29.197	P.ESPARGARO	29.689	5	T.NAKAGAMI	1'37.543	1'37.581 (5)
6	P.ESPARGARO	24.358	M.BEZZECCHI	14.192	J.MILLER	29.208	J.MARTIN	29.692	6	B.BINDER	1'37.585	1'37.585 (6)
7	A.MARQUEZ	24.364	M.OLIVEIRA	14.213	B.BINDER	29.243	M.VIÑALES	29.706	7	P.ESPARGAR	1'37.590	1'37.590 (7)
8	J.MIR	24.373	T.NAKAGAMI	14.214	A.RINS	29.243	F.BAGNAIA	29.720	8	A.ESPARGAR	1'37.616	1'37.848 (13)
9	J.MILLER	24.398	S.BRADL	14.225	M.OLIVEIRA	29.263	J.ZARCO	29.723	9	M.VIÑALES	1'37.633	1'37.759 (9)
10	M.VIÑALES	24.402	P.ESPARGARO	14.239	T.NAKAGAMI	29.275	F.MORBIDELLI	29.729	10	J.MIR	1'37.664	1'37.842 (12)
11	B.BINDER	24.413	M.VIÑALES	14.243	M.VIÑALES	29.282	T.NAKAGAMI	29.763	11	A.RINS	1'37.726	1'37.726 (8)
12	M.BEZZECCHI	24.417	J.MARTIN	14.250	P.ESPARGARO	29.304	A.RINS	29.772	12	J.ZARCO	1'37.737	1'37.830 (11)
13	F.MORBIDELLI	24.419	B.BINDER	14.260	A.MARQUEZ	29.330	M.OLIVEIRA	29.807	13	J.MILLER	1'37.762	1'37.762 (10)
14	M.MARQUEZ	24.426	R.GARDNER	14.271	F.MORBIDELLI	29.373	J.MIR	29.815	14	M.OLIVEIRA	1'37.776	1'38.012 (15)
15	A.RINS	24.435	A.RINS	14.276	F.DI GIANNANTO	29.379	M.BEZZECCHI	29.824	15	F.MORBIDELLI	1'37.799	1'37.952 (14)
16	J.ZARCO	24.461	J.MILLER	14.277	A.ESPARGARO	29.398	L.MARINI	29.841	16	M.BEZZECCHI	1'37.990	1'38.196 (18)
17	A.ESPARGARO	24.468	F.MORBIDELLI	14.278	L.MARINI	29.400	M.MARQUEZ	29.876	17	M.MARQUEZ	1'38.024	1'38.200 (19)
18	M.OLIVEIRA	24.493	J.MIR	14.279	J.ZARCO	29.409	J.MILLER	29.879	18	A.MARQUEZ	1'38.026	1'38.027 (16)
19	A.DOVIZIOSO	24.504	A.DOVIZIOSO	14.288	M.MARQUEZ	29.426	A.DOVIZIOSO	29.980	19	L.MARINI	1'38.089	1'38.102 (17)
20	F.DI GIANNANTO	24.519	L.MARINI	14.289	R.GARDNER	29.434	S.BRADL	29.981	20	A.DOVIZIOSO	1'38.215	1'38.285 (20)
21	L.MARINI	24.559	F.DI GIANNANTO	14.296	A.DOVIZIOSO	29.443	A.MARQUEZ	30.011	21	F.DI GIANNAN	1'38.281	1'38.313 (21)
22	R.GARDNER	24.608	M.MARQUEZ	14.296	S.BRADL	29.455	R.GARDNER	30.040	22	S.BRADL	1'38.288	1'38.322 (22)
23	S.BRADL	24.627	D.BINDER	14.297	M.BEZZECCHI	29.557	F.DI GIANNANTO	30.087	23	R.GARDNER	1'38.353	1'38.353 (23)
24	D.BINDER	24.700	A.MARQUEZ	14.321	D.BINDER	29.581	L.SAVADORI	30.151	24	D.BINDER	1'38.795	1'38.888 (24)

These data/results cannot be reproduced, stored and/or transmitted in whole or in part by any manner of electronic, mechanical, photocopying, recording, broadcasting or otherwise now known or herein after developed without the previous express consent by the copyright owner, except for reproduction in daily press and regular printed publications on sale to the public within 60 days of the event related to those data/results and always provided that copyright symbol appears together as follows below.
© DORNA, 2022





4423 m.

GRAN PREMIO RED BULL DE ESPAÑA
Free Practice Nr. 2
Best Partial Times

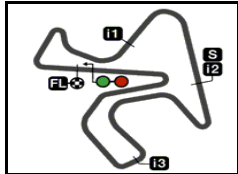
IT Ideal Lap Time, sum of the best partial times

BT Best Lap Time

		T1		T2		T3		T4				
<i>Pos</i>	<i>Rider</i>	<i>Time</i>	<i>Rider</i>	<i>Time</i>	<i>Rider</i>	<i>Time</i>	<i>Rider</i>	<i>Time</i>	<i>Pos</i>	<i>Rider</i>	<i>IT</i>	<i>BT</i>
25	L.SAVADORI	24.732	L.SAVADORI	14.335	L.SAVADORI	29.646	D.BINDER	30.217	25	L.SAVADORI	1'38.864	1'38.960 (25)

These data/results cannot be reproduced, stored and/or transmitted in whole or in part by any manner of electronic, mechanical, photocopying, recording, broadcasting or otherwise now known or herein after developed without the previous express consent by the copyright owner, except for reproduction in daily press and regular printed publications on sale to the public within 60 days of the event related to those data/results and always provided that copyright symbol appears together as follows below.
 © DORNA, 2022






4423 m.

GRAN PREMIO RED BULL DE ESPAÑA

Free Practice Nr. 2

Fastest Laps Sequence

<i>Practice Time</i>	 <i>Rider</i>	<i>Nation</i>	<i>Motorcycle</i>	<i>Time</i>	<i>Km/h</i>	<i>Rider's Lap</i>
3'33.332	21 Franco MORBIDELLI	ITA	YAMAHA	1'40.527	158.3	2
3'33.933	10 Luca MARINI	ITA	DUCATI	1'40.257	158.8	2
3'46.469	5 Johann ZARCO	FRA	DUCATI	1'39.999	159.2	2
4'11.723	41 Aleix ESPARGARO	SPA	APRILIA	1'39.813	159.5	2
4'18.017	63 Francesco BAGNAIA	ITA	DUCATI	1'39.711	159.6	2
4'28.219	20 Fabio QUARTARARO	FRA	YAMAHA	1'39.487	160.0	2
5'12.128	21 Franco MORBIDELLI	ITA	YAMAHA	1'38.796	161.1	3
5'25.205	5 Johann ZARCO	FRA	DUCATI	1'38.736	161.2	3
5'56.191	63 Francesco BAGNAIA	ITA	DUCATI	1'38.174	162.1	3
7'44.667	20 Fabio QUARTARARO	FRA	YAMAHA	1'37.970	162.5	4
20'33.385	36 Joan MIR	SPA	SUZUKI	1'37.881	162.6	9
22'10.048	41 Aleix ESPARGARO	SPA	APRILIA	1'37.878	162.6	9
37'47.176	30 Takaaki NAKAGAMI	JPN	HONDA	1'37.778	162.8	16
41'11.088	30 Takaaki NAKAGAMI	JPN	HONDA	1'37.581	163.1	18
42'00.481	63 Francesco BAGNAIA	ITA	DUCATI	1'37.283	163.6	16
44'31.717	20 Fabio QUARTARARO	FRA	YAMAHA	1'37.071	164.0	18

These data/results cannot be reproduced, stored and/or transmitted in whole or in part by any manner of electronic, mechanical, photocopying, recording, broadcasting or otherwise now known or herein after developed without the previous express consent by the copyright owner, except for reproduction in daily press and regular printed publications on sale to the public within 60 days of the event related to those data/results and always provided that copyright symbol appears together as follows below.

© DORNA, 2022

Official MotoGP Timing by TISSOT
www.motogp.com

Jerez de la Frontera, Friday, April 29, 2022

