


5513 m.

RED BULL GRAND PRIX OF THE AMERICAS

Qualifying Results



	Rider	Nation Team	Motorcycle	Time	Lap	Total	Gap	Top Speed
1	89 Jorge MARTIN	SPA Pramac Racing	DUCATI	Q2 2'02.039	5	6		338.5
2	43 Jack MILLER	AUS Ducati Lenovo Team	DUCATI	Q2 2'02.042	5	6	0.003 0.003	342.8
3	63 Francesco BAGNAIA	ITA Ducati Lenovo Team	DUCATI	Q2 2'02.167	5	6	0.128 0.125	339.6
4	5 Johann ZARCO	FRA Pramac Racing	DUCATI	Q2 2'02.570	6	7	0.531 0.403	346.1
5	23 Enea BASTIANINI	ITA Gresini Racing MotoGP	DUCATI	Q2 2'02.578	3	6	0.539 0.008	349.5
6	20 Fabio QUARTARARO	FRA Monster Energy Yamaha MotoGP	YAMAHA	Q2 2'02.634	4	5	0.595 0.056	336.4
7	42 Alex RINS	SPA Team SUZUKI ECSTAR	SUZUKI	Q2 2'02.694	7	7	0.655 0.060	343.9
8	36 Joan MIR	SPA Team SUZUKI ECSTAR	SUZUKI	Q2 2'02.947	6	6	0.908 0.253	341.7
9	93 Marc MARQUEZ	SPA Repsol Honda Team	HONDA	Q2 2'03.038	3	6	0.999 0.091	340.6
10	30 Takaaki NAKAGAMI	JPN LCR Honda IDEMITSU	HONDA	Q2 2'03.054	6	7	1.015 0.016	338.5
11	10 Luca MARINI	ITA Mooney VR46 Racing Team	DUCATI	Q2 2'03.059	7	7	1.020 0.005	341.7
12	44 Po ESPARGARO	SPA Repsol Honda Team	HONDA	Q2 2'03.096	3	6	1.057 0.037	340.6
13	41 Aleix ESPARGARO	SPA Aprilia Racing	APRILIA	Q1 2'02.922	2	4 (*)	0.435	337.5
14	12 Maverick VIÑALES	SPA Aprilia Racing	APRILIA	Q1 2'03.121	6	7 (*)	0.634 0.199	338.5
15	4 Andrea DOVIZIOSO	ITA WithU Yamaha RNF MotoGP Team	YAMAHA	Q1 2'03.133	3	6 (*)	0.646 0.012	337.5
16	72 Marco BEZZECCHI	ITA Mooney VR46 Racing Team	DUCATI	Q1 2'03.328	3	6 (*)	0.841 0.195	342.8
17	33 Brad BINDER	RSA Red Bull KTM Factory Racing	KTM	Q1 2'03.467	6	7 (*)	0.980 0.139	335.4
18	49 Fabio DI GIANNANTONIO	ITA Gresini Racing MotoGP	DUCATI	Q1 2'03.576	3	6 (*)	1.089 0.109	339.6
19	21 Franco MORBIDELLI	ITA Monster Energy Yamaha MotoGP	YAMAHA	Q1 2'03.579	2	7 (*)	1.092 0.003	332.3
20	88 Miguel OLIVEIRA	POR Red Bull KTM Factory Racing	KTM	Q1 2'03.983	3	7 (*)	1.496 0.404	336.4
21	25 Raul FERNANDEZ	SPA Tech3 KTM Factory Racing	KTM	Q1 2'04.140	7	7 (*)	1.653 0.157	331.2
22	87 Remy GARDNER	AUS Tech3 KTM Factory Racing	KTM	Q1 2'04.185	5	6 (*)	1.698 0.045	332.3
23	73 Alex MARQUEZ	SPA LCR Honda CASTROL	HONDA	Q1 2'04.229	6	6 (*)	1.742 0.044	342.8
24	40 Darryn BINDER	RSA WithU Yamaha RNF MotoGP Team	YAMAHA	Q1 2'04.646	3	4 (*)	2.159 0.417	335.4

* Gap with the fastest rider in the Q1 session.

Pole Position:		Jorge MARTIN	2'02.039	162.6 Km/h
Q1 Best Lap:	Lap 3	Jorge MARTIN	(*) 2'02.487	162.0 Km/h
Best Race Lap:	2014	Marc MARQUEZ	2'03.575	160.6 Km/h
All Time Lap Record:	2022	Jorge MARTIN	2'02.039	162.6 Km/h

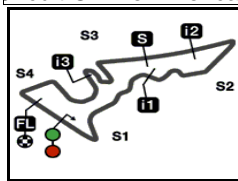
The results are provisional until the end of the limit for protest and appeals.

Time limit for protest expires 60' after publication of the results - Time:

These data/results cannot be reproduced, stored and/or transmitted in whole or in part by any manner of electronic, mechanical, photocopying, recording, broadcasting or otherwise now known or herein after developed without the previous express consent by the copyright owner, except for reproduction in daily press and regular printed publications on sale to the public within 60 days of the event related to those data/results and always provided that copyright symbol appears together as follows below.

© DORNA, 2022





5513 m.

RED BULL GRAND PRIX OF THE AMERICAS

Qualifying Nr. 2

Classification

20

		Rider	Nation	Team	Motorcycle	Time	Lap	Total	Gap	Top Speed
1	89	Jorge MARTIN	SPA	Pramac Racing	DUCATI	2'02.039	5	6		338.5
2	43	Jack MILLER	AUS	Ducati Lenovo Team	DUCATI	2'02.042	5	6	0.003 0.003	342.8
3	63	Francesco BAGNAIA	ITA	Ducati Lenovo Team	DUCATI	2'02.167	5	6	0.128 0.125	339.6
4	5	Johann ZARCO	FRA	Pramac Racing	DUCATI	2'02.570	6	7	0.531 0.403	346.1
5	23	Enea BASTIANINI	ITA	Gresini Racing MotoGP	DUCATI	2'02.578	3	6	0.539 0.008	349.5
6	20	Fabio QUARTARARO	FRA	Monster Energy Yamaha MotoGP	YAMAHA	2'02.634	4	5	0.595 0.056	336.4
7	42	Alex RINS	SPA	Team SUZUKI ECSTAR	SUZUKI	2'02.694	7	7	0.655 0.060	343.9
8	36	Joan MIR	SPA	Team SUZUKI ECSTAR	SUZUKI	2'02.947	6	6	0.908 0.253	341.7
9	93	Marc MARQUEZ	SPA	Repsol Honda Team	HONDA	2'03.038	3	6	0.999 0.091	340.6
10	30	Takaaki NAKAGAMI	JPN	LCR Honda IDEMITSU	HONDA	2'03.054	6	7	1.015 0.016	338.5
11	10	Luca MARINI	ITA	Mooney VR46 Racing Team	DUCATI	2'03.059	7	7	1.020 0.005	341.7
12	44	Poi ESPARGARO	SPA	Repsol Honda Team	HONDA	2'03.096	3	6	1.057 0.037	340.6

Practice condition: Dry**Air: 28°****Humidity: 24%****Ground: 49°**

Fastest Lap:	Lap: 5	Jorge MARTIN	2'02.039	162.6 Km/h
Best Race Lap:	2014	Marc MARQUEZ	2'03.575	160.6 Km/h
All Time Lap Record:	2022	Jorge MARTIN	2'02.039	162.6 Km/h

The results are provisional until the end of the limit for protest and appeals.

Time limit for protest expires 30' after publication of the results - Time:

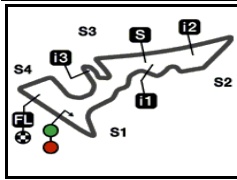
These data/results cannot be reproduced, stored and/or transmitted in whole or in part by any manner of electronic, mechanical, photocopying, recording, broadcasting or otherwise now known or herein after developed without the previous express consent by the copyright owner, except for reproduction in daily press and regular printed publications on sale to the public within 60 days of the event related to those data/results and always provided that copyright symbol appears together as follows below.

© DORNA, 2022

Official MotoGP Timing by **TISSOT**
www.motogp.com

Austin, Saturday, April 09, 2022





5513 m.

RED BULL GRAND PRIX OF THE AMERICAS

Qualifying Nr. 2

Top Speed & Average

21



Rider	Nation	Motorcycle	Top 5 speeds					Average	Top
23 Enea BASTIANINI	ITA	DUCATI	349.5	343.9	343.9	341.7	340.6	343.9	349.5
5 Johann ZARCO	FRA	DUCATI	346.1	342.8	342.8	341.7	341.7	343.0	346.1
42 Alex RINS	SPA	SUZUKI	343.9	342.8	341.7	341.7	340.6	341.9	343.9
43 Jack MILLER	AUS	DUCATI	342.8	341.7	339.6	335.4	333.3	338.6	342.8
10 Luca MARINI	ITA	DUCATI	341.7	340.6	338.5	337.5	337.5	338.9	341.7
36 Joan MIR	SPA	SUZUKI	341.7	341.7	341.7	340.6	339.6	341.1	341.7
44 Pol ESPARGARO	SPA	HONDA	340.6	336.4	335.4	335.4	310.3	331.6	340.6
93 Marc MARQUEZ	SPA	HONDA	340.6	339.6	339.6	338.5	336.4	338.9	340.6
63 Francesco BAGNAIA	ITA	DUCATI	339.6	339.6	338.5	338.5	337.5	338.5	339.6
30 Takaaki NAKAGAMI	JPN	HONDA	338.5	337.5	337.5	337.5	336.4	337.2	338.5
89 Jorge MARTIN	SPA	DUCATI	338.5	338.5	337.5	336.4	333.3	336.8	338.5
20 Fabio QUARTARARO	FRA	YAMAHA	336.4	335.4	334.3	333.3	332.3	334.3	336.4

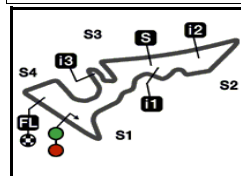
These data/results cannot be reproduced, stored and/or transmitted in whole or in part by any manner of electronic, mechanical, photocopying, recording, broadcasting or otherwise now known or herein after developed without the previous express consent by the copyright owner, except for reproduction in daily press and regular printed publications on sale to the public within 60 days of the event related to those data/results and always provided that copyright symbol appears together as follows below.

© DORNA, 2022

Official MotoGP Timing by TISSOT
www.motogp.com



Austin, Saturday, April 09, 2022



5513 m.

RED BULL GRAND PRIX OF THE AMERICAS

Qualifying Nr. 2

Chronological Analysis of Performances

22

* Lap / Sector time cancelled

T1 Time from finish line to 1st intermediate

T3 Time from 2nd intermed. to 3rd intermed.

P Crossing the finish line in pit lane

T2 Time from 1st intermed. to 2nd intermed.

T4 Time from 3rd intermediate to finish line

**Tyre data subject to further updates

Lap	Lap Time	T1	T2	T3	T4	Speed	Lap	Lap Time	T1	T2	T3	T4	Speed
1st	89	Jorge MARTIN		DUCATI		SPA	Run #	1	Front Tyre	Slick-Hard	Rear Tyre	Slick-Soft	
		Pramac Racing							New Tyre	New Tyre	New Tyre		
		Runs=1	Total laps=6	Full laps=2			1	3'06.548	38.533	37.050	31.426	28.897	336.4
Run #	1	Front Tyre	Slick-Hard	Rear Tyre	Slick-Soft		2	2'09.275	34.881	30.183	30.157	34.054	342.8
		New Tyre		New Tyre			3	2'03.227	34.694	29.940	30.283	28.310	346.1
1	2'47.283	31.606	30.661	30.515	28.316	333.3	4	2'14.997 P	38.277*	32.512	31.135	33.073	340.6
2	2'02.507	34.627	29.665	30.096	28.119	338.5	Run #	2	Front Tyre	Slick-Hard	Rear Tyre	Slick-Soft	
3	2'11.704 P	37.452*	30.513	31.284	32.455	337.5			4 Laps at start			New Tyre	
Run #	2	Front Tyre	Slick-Hard	Rear Tyre	Slick-Soft		5	3'16.349	30.255	30.244	30.279	28.126	341.7
		3 Laps at start		New Tyre			6	2'02.570	34.706	29.668	30.000	28.196	342.8
4	5'50.287	29.780	30.114	30.053	28.061	336.4	7	2'11.946	34.789	29.834	35.015	32.308	341.7
5	2'02.039	34.325	29.579	30.062	28.073	338.5							
6	2'18.372 *	43.864*	31.342	32.320	30.846	332.3							
2nd	43	Jack MILLER		DUCATI		AUS	5th	23	Enea BASTIANINI		DUCATI		ITA
		Ducati Lenovo Team							Gresini Racing MotoGP				
		Runs=1	Total laps=6	Full laps=3					Runs=1	Total laps=6	Full laps=2		
Run #	1	Front Tyre	Slick-Soft	Rear Tyre	Slick-Soft		Run #	1	Front Tyre	Slick-Hard	Rear Tyre	Slick-Soft	
		New Tyre		New Tyre					New Tyre	New Tyre	New Tyre		
1	3'03.321	35.542	33.042	30.432	32.836	335.4	1	3'01.384	35.786	31.879	30.463	33.361	340.6
2	2'02.327	34.462	29.574	30.194	28.097	342.8	2	2'15.251	34.705	29.676	41.735	29.135	343.9
3	2'23.509 P	34.547	32.701*	42.051	34.210	333.3	3	2'02.578	34.545	29.709	30.047	28.277	349.5
Run #	2	Front Tyre	Slick-Soft	Rear Tyre	Slick-Soft		4	2'16.151 P	38.422*	32.787	31.675	33.267	337.5
		3 Laps at start		New Tyre			Run #	2	Front Tyre	Slick-Hard	Rear Tyre	Slick-Soft	
4	4'23.066	32.748	30.734	30.142	29.513	339.6			4 Laps at start			New Tyre	
5	2'02.042	34.430	29.549	29.875	28.188	341.7	5	3'42.036	32.838	31.290	30.798	39.036	341.7
6	2'26.901	42.622	35.236	32.436	36.607	330.2	6	2'06.009 *	37.207*	30.415	30.092	28.295	343.9
3rd	63	Francesco BAGNAIA		DUCATI		ITA	6th	20	Fabio QUARTARARO		YAMAHA		FRA
		Ducati Lenovo Team							Monster Energy Yamaha MotoGP				
		Runs=1	Total laps=6	Full laps=2					Runs=1	Total laps=6	Full laps=5		
Run #	1	Front Tyre	Slick-Hard	Rear Tyre	Slick-Soft		Run #	1	Front Tyre	Slick-Hard	Rear Tyre	Slick-Soft	
		New Tyre		New Tyre					New Tyre	New Tyre	New Tyre		
1	2'44.336	33.082	30.855	30.744	28.836	337.5	1	3'09.805	34.049	33.078	31.236	31.041	333.3
2	2'02.335	34.555	29.635	30.038	28.107	339.6	2	2'03.084	34.958	29.921	30.067	28.138	336.4
3	2'13.857 P	39.309*	30.829	31.405	32.314	339.6	unfinished	34.356	29.891	30.014		335.4	
Run #	2	Front Tyre	Slick-Hard	Rear Tyre	Slick-Soft		Run #	2	Front Tyre	Slick-Hard	Rear Tyre	Slick-Soft	
		3 Laps at start		New Tyre					New Tyre	New Tyre	New Tyre		
4	3'45.425	32.573	30.541	30.461	28.323	337.5	3	2'01.256	30.715	30.979	30.630	28.932	331.2
5	2'02.167	34.422	29.593	30.075	28.077	338.5	4	2'02.634	34.720	29.948	29.981	27.985	332.3
6	2'29.624 *	52.851*	32.380	31.701	32.692	338.5	5	2'02.985	34.710	29.989	30.127	28.159	334.3
4th	5	Johann ZARCO		DUCATI		FRA	7th	42	Alex RINS		SUZUKI		SPA
		Pramac Racing							Team SUZUKI ECSTAR				
		Runs=1	Total laps=7	Full laps=4					Runs=1	Total laps=7	Full laps=4		
Run #	1	Front Tyre	Slick-Hard	Rear Tyre	Slick-Soft		Run #	1	Front Tyre	Slick-Hard	Rear Tyre	Slick-Soft	
		New Tyre		New Tyre					New Tyre	New Tyre	3 Laps at start		
1	3'11.884	33.876	31.993	30.841	28.619	336.4	1	3'11.884	33.876	31.993	30.841	28.619	336.4

Fastest Lap: Jorge MARTIN Pramac Racing SPA **2'02.039** 34.325 29.579 30.062 28.073

These data/results cannot be reproduced, stored and/or transmitted in whole or in part by any manner of electronic, mechanical, photocopying, recording, broadcasting or otherwise now known or herein after developed without the previous express consent by the copyright owner, except for reproduction in daily press and regular printed publications on sale to the public within 60 days of the event related to those data/results and always provided that copyright symbol appears together as follows below.
© DORNA, 2022



Qualifying Nr. 2

MotoGP

Lap	Lap Time	T1	T2	T3	T4	Speed	Lap	Lap Time	T1	T2	T3	T4	Speed		
2	2'03.399	34.588	29.801	30.505	28.505	340.6	1	2'44.525	31.827	30.633	30.645	28.742	337.5		
3	2'02.990	34.531	29.956	30.274	28.229	342.8	2	2'03.301 *	34.736	29.935*	30.204	28.426	338.5		
4	2'16.249	P 39.648*	32.309	31.316	32.976	341.7	3	2'03.092	34.809	29.826	30.141	28.316	337.5		
Run # 2	Front Tyre	Slick-Hard	Rear Tyre	Slick-Soft											
	4 Laps at start				New Tyre										
5	3'02.940	31.058	30.877	30.670	28.559	340.6	4	2'17.853	P 37.564*	32.979	33.178	34.132	322.3		
6	2'02.846	34.787	29.806	30.175	28.078	341.7	Run # 2	Front Tyre	Slick-Hard	Rear Tyre	Slick-Soft				
7	2'02.694	34.605	29.771	30.199	28.119	343.9		4 Laps at start				New Tyre			

8th 36 **Joan MIR** SUZUKI SPA
Team SUZUKI ECSTAR
Runs=1 Total laps=6 Full laps=3

Run #	Front Tyre	Slick-Hard	Rear Tyre	Slick-Soft			
		New Tyre		New Tyre			
1	3'10.303	33.812	32.703	31.061	30.961	338.5	
2	2'03.769	34.845	30.091	30.479	28.354	341.7	
3	2'11.949	P 34.650	29.913	30.619	36.767	341.7	
Run # 2	Front Tyre	Slick-Hard	Rear Tyre	Slick-Soft			
	4 Laps at start				New Tyre		
4	5'13.219	32.542	30.622	30.456	29.072	339.6	
5	2'03.126	34.746	29.967	30.193	28.220	340.6	
6	2'02.947	34.665	29.935	30.117	28.230	341.7	

9th 93 **Marc MARQUEZ** HONDA SPA
Repsol Honda Team
Runs=1 Total laps=6 Full laps=3

Run #	Front Tyre	Slick-Hard	Rear Tyre	Slick-Soft			
		New Tyre		New Tyre			
1	3'02.410	36.451	33.079	30.618	33.262	334.3	
2	2'12.532	34.914	29.544	30.087	37.987	339.6	
3	2'03.038	34.596	29.746	30.344	28.352	340.6	
4	2'15.038	P 38.172*	31.329	32.330	33.207	336.4	
Run # 2	Front Tyre	Slick-Hard	Rear Tyre	Slick-Soft			
	4 Laps at start				New Tyre		
5	3'45.338	35.334	32.689	30.909	39.430	338.5	
6	2'05.814	36.552	30.925	30.347	27.990	339.6	

10th 30 **Takaaki NAKAGAMI** HONDA JPN
LCR Honda IDEMITSU
Runs=1 Total laps=7 Full laps=3

Run #	Front Tyre	Slick-Soft	Rear Tyre	Slick-Soft			
		New Tyre		New Tyre			
1	2'25.444	35.856	31.289	31.388	28.719	337.5	
2	2'03.796	34.935	29.883	30.454	28.524	337.5	
3	2'03.937	34.904	29.971	30.443	28.619	337.5	
4	2'13.372	P 37.339	30.675	32.557	32.801	336.4	
Run # 2	Front Tyre	Slick-Soft	Rear Tyre	Slick-Soft			
	4 Laps at start				New Tyre		
5	3'23.947	34.055	31.406	31.255	29.289	336.4	
6	2'03.054	34.758	29.718	30.308	28.270	338.5	
7	2'17.909	* 42.122*	33.055	32.530	30.202	336.4	

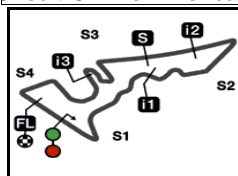
11th 10 **Luca MARINI** DUCATI ITA
Mooney VR46 Racing Team
Runs=1 Total laps=7 Full laps=3

Run #	Front Tyre	Slick-Hard	Rear Tyre	Slick-Soft			
		New Tyre		New Tyre			

Fastest Lap:	Jorge MARTIN	Pramac Racing	SPA	2'02.039	34.325	29.579	30.062	28.073
---------------------	--------------	---------------	-----	----------	--------	--------	--------	--------

These data/results cannot be reproduced, stored and/or transmitted in whole or in part by any manner of electronic, mechanical, photocopying, recording, broadcasting or otherwise now known or herein after developed without the previous express consent by the copyright owner, except for reproduction in daily press and regular printed publications on sale to the public within 60 days of the event related to those data/results and always provided that copyright symbol appears together as follows below.
© DORNA, 2022





5513 m.

RED BULL GRAND PRIX OF THE AMERICAS

Provisional Starting Grid

Race : 20 laps = 110.26 km

23

1

3
2'02.167
63 Francesco BAGNAIA
Ducati

2
2'02.042
43 Jack MILLER
Ducati

1
2'02.039
89 Jorge MARTIN
Ducati

2

6
2'02.634
20 Fabio QUARTARARO
Yamaha

5
2'02.578
23 Enea BASTIANINI
Ducati

4
2'02.570
5 Johann ZARCO
Ducati

3

9
2'03.038
93 Marc MARQUEZ
Honda

8
2'02.947
36 Joan MIR
Suzuki

7
2'02.694
42 Alex RINS
Suzuki

4

12
2'03.096
44 Pol ESPARGARO
Honda

11
2'03.059
10 Luca MARINI
Ducati

10
2'03.054
30 Takaaki NAKAGAMI
Honda

5

15
2'03.133
4 Andrea DOVIZIOSO
Yamaha

14
2'03.121
12 Maverick VIÑALES
Aprilia

13
2'02.922
41 Aleix ESPARGARO
Aprilia

6

18
2'03.576
49 Fabio DI GIANNANTONIO
Ducati

17
2'03.467
33 Brad BINDER
KTM

16
2'03.328
72 Marco BEZZECCHI
Ducati

7

21
2'04.140
25 Raul FERNANDEZ
KTM

20
2'03.983
88 Miguel OLIVEIRA
KTM

19
2'03.579
21 Franco MORBIDELLI
Yamaha

8

24
2'04.646
40 Darryn BINDER
Yamaha

23
2'04.229
73 Alex MARQUEZ
Honda

22
2'04.185
87 Remy GARDNER
KTM

The results are provisional until the end of the limit for protest and appeals and until the ratification of the Event Management Committee.

Time limit for protest expires 60' at the latest after publication of the results - Time:

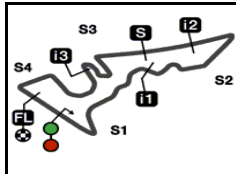
These data/results cannot be reproduced, stored and/or transmitted in whole or in part by any manner of electronic, mechanical, photocopying, recording, broadcasting or otherwise now known or herein after developed without the previous express consent by the copyright owner, except for reproduction in daily press and regular printed publications on sale to the public within 60 days of the event related to those data/results and always provided that copyright symbol appears together as follows below.

© DORNA, 2022

Official MotoGP Timing by TISSOT
www.motogp.com

Austin, Saturday, April 09, 2022





5513 m.

RED BULL GRAND PRIX OF THE AMERICAS

MotoGP™

BMW M Award - Best Qualifier MotoGP 2022

24

Rider	Nation	Points	QAT	INA	ARG	AME	POR	SPA	FRA	ITA	CAT	GER	NED	FIN	GBR	AUT	RSM	ARA	JPN	THA	AUS	MAL	VAL	
1 MARTIN Jorge	SPA	90	25	20	20	25																		
2 QUARTARARO Fabio	FRA	50	5	25	10	10																		
3 ESPARGARO Aleix	SPA	45	11	6	25	3																		
4 MILLER Jack	AUS	45	13	7	5	20																		
5 BASTIANINI Enea	ITA	45	20	11	3	11																		
6 ZARCO Johann	FRA	39	3	16	7	13																		
7 BAGNAIA Francesco	ITA	35	7	10	2	16																		
8 RINS Alex	SPA	32	6	8	9	9																		
9 ESPARGARO Pol	SPA	27	10	-	13	4																		
10 BINDER Brad	RSA	26	9	13	4	-																		
11 MARQUEZ Marc	SPA	24	16	1	-	7																		
12 MARINI Luca	ITA	24	-	3	16	5																		
13 MIR Joan	SPA	24	8	-	8	8																		
14 VIÑALES Maverick	SPA	13	-	-	11	2																		
15 NAKAGAMI Takaaki	JPN	12	-	-	6	6																		
16 OLIVEIRA Miguel	POR	11	2	9	-	-																		
17 MORBIDELLI Franco	ITA	9	4	4	1	-																		
18 DI GIANNANTONIO Fabio	ITA	5	-	5	-	-																		
19 BEZZECCHI Marco	ITA	3	1	2	-	-																		
20 DOVIZIOSO Andrea	ITA	1	-	-	-	1																		

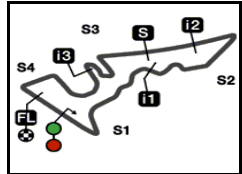
These data/results cannot be reproduced, stored and/or transmitted in whole or in part by any manner of electronic, mechanical, photocopying, recording, broadcasting or otherwise now known or herein after developed without the previous express consent by the copyright owner, except for reproduction in daily press and regular printed publications on sale to the public within 60 days of the event related to those data/results and always provided that copyright symbol appears together as follows below.
© DORNA, 2022

Official MotoGP Timing by **TISSOT**
www.motogp.com

BMW M. 



Austin, Saturday, April 09, 2022



5513 m.

RED BULL GRAND PRIX OF THE AMERICASAfter the **Qualifying Nr. 2****Event Best Maximum Speed**

<i>Rider</i>	<i>Nation Team</i>	<i>Motorcycle</i>	<i>Km/h</i>	
23 Enea BASTIANINI	ITA Gresini Racing MotoGP	DUCATI	350.6	Free Practice Nr. 3
43 Jack MILLER	AUS Ducati Lenovo Team	DUCATI	350.6	Free Practice Nr. 1
33 Brad BINDER	RSA Red Bull KTM Factory Racing	KTM	347.2	Free Practice Nr. 1
42 Alex RINS	SPA Team SUZUKI ECSTAR	SUZUKI	346.1	Free Practice Nr. 1
73 Alex MARQUEZ	SPA LCR Honda CASTROL	HONDA	346.1	Free Practice Nr. 1
72 Marco BEZZECCHI	ITA Mooney VR46 Racing Team	DUCATI	346.1	Free Practice Nr. 3
5 Johann ZARCO	FRA Pramac Racing	DUCATI	346.1	Qualifying Nr. 2
93 Marc MARQUEZ	SPA Repsol Honda Team	HONDA	346.1	Free Practice Nr. 1
30 Takaaki NAKAGAMI	JPN LCR Honda IDEMITSU	HONDA	345.0	Free Practice Nr. 1
41 Aleix ESPARGARO	SPA Aprilia Racing	APRILIA	343.9	Free Practice Nr. 4
63 Francesco BAGNAIA	ITA Ducati Lenovo Team	DUCATI	343.9	Free Practice Nr. 3
44 Po ESPARGARO	SPA Repsol Honda Team	HONDA	342.8	Free Practice Nr. 1
36 Joan MIR	SPA Team SUZUKI ECSTAR	SUZUKI	342.8	Free Practice Nr. 1
89 Jorge MARTIN	SPA Pramac Racing	DUCATI	342.8	Free Practice Nr. 2
12 Maverick VIÑALES	SPA Aprilia Racing	APRILIA	342.8	Free Practice Nr. 2
40 Darryn BINDER	RSA WithU Yamaha RNF MotoGP Tea	YAMAHA	342.8	Free Practice Nr. 1
10 Luca MARINI	ITA Mooney VR46 Racing Team	DUCATI	341.7	Qualifying Nr. 2
87 Remy GARDNER	AUS Tech3 KTM Factory Racing	KTM	341.7	Free Practice Nr. 1
25 Raul FERNANDEZ	SPA Tech3 KTM Factory Racing	KTM	340.6	Free Practice Nr. 1
49 Fabio DI GIANNANTONIO	ITA Gresini Racing MotoGP	DUCATI	339.6	Qualifying Nr. 1
4 Andrea DOVIZIOSO	ITA WithU Yamaha RNF MotoGP Tea	YAMAHA	339.6	Free Practice Nr. 2
88 Miguel OLIVEIRA	POR Red Bull KTM Factory Racing	KTM	338.5	Free Practice Nr. 2
20 Fabio QUARTARARO	FRA Monster Energy Yamaha MotoGP	YAMAHA	336.4	Qualifying Nr. 2
21 Franco MORBIDELLI	ITA Monster Energy Yamaha MotoGP	YAMAHA	334.3	Free Practice Nr. 1

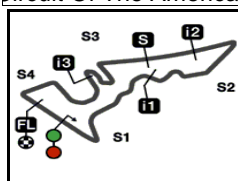
These data/results cannot be reproduced, stored and/or transmitted in whole or in part by any manner of electronic, mechanical, photocopying, recording, broadcasting or otherwise now known or herein after developed without the previous express consent by the copyright owner, except for reproduction in daily press and regular printed publications on sale to the public within 60 days of the event related to those data/results and always provided that copyright symbol appears together as follows below.

© DORNA, 2022

Official MotoGP Timing by TISSOT
www.motogp.com

Austin, Saturday, April 09, 2022





5513 m.

RED BULL GRAND PRIX OF THE AMERICAS

Qualifying Nr. 2

Best Partial Times

MotoGP™

IT Ideal Lap Time, sum of the best partial times*BT* Best Lap Time

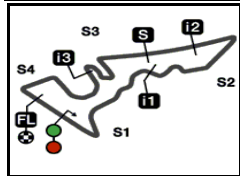
T1		T2		T3		T4				<i>IT</i>	<i>BT</i>	
<i>Pos</i>	<i>Rider</i>	<i>Time</i>	<i>Rider</i>	<i>Time</i>	<i>Rider</i>	<i>Time</i>	<i>Rider</i>	<i>Time</i>	<i>Pos</i>	<i>Rider</i>		
1	J.MARTIN	34.325	M.MARQUEZ	29.544	J.MILLER	29.875	F.QUARTARARO	27.985	1	J.MILLER	2'01.951	2'02.042 (2)
2	F.QUARTARARO	34.356	J.MILLER	29.549	F.QUARTARARO	29.981	M.MARQUEZ	27.990	2	J.MARTIN	2'02.018	2'02.039 (1)
3	F.BAGNAIA	34.422	J.MARTIN	29.579	J.ZARCO	30.000	J.MARTIN	28.061	3	F.BAGNAIA	2'02.130	2'02.167 (3)
4	J.MILLER	34.430	F.BAGNAIA	29.593	F.BAGNAIA	30.038	F.BAGNAIA	28.077	4	F.QUARTARAR	2'02.213	2'02.634 (6)
5	A.RINS	34.531	J.ZARCO	29.668	E.BASTIANINI	30.047	A.RINS	28.078	5	M.MARQUEZ	2'02.217	2'03.038 (9)
6	E.BASTIANINI	34.545	E.BASTIANINI	29.676	J.MARTIN	30.053	J.MILLER	28.097	6	J.ZARCO	2'02.488	2'02.570 (4)
7	M.MARQUEZ	34.596	T.NAKAGAMI	29.718	M.MARQUEZ	30.087	J.ZARCO	28.126	7	E.BASTIANINI	2'02.545	2'02.578 (5)
8	P.ESPARGARO	34.611	P.ESPARGARO	29.759	J.MIR	30.117	J.MIR	28.220	8	A.RINS	2'02.555	2'02.694 (7)
9	J.MIR	34.650	A.RINS	29.771	L.MARINI	30.141	L.MARINI	28.223	9	J.MIR	2'02.900	2'02.947 (8)
10	J.ZARCO	34.694	L.MARINI	29.801	A.RINS	30.175	T.NAKAGAMI	28.270	10	L.MARINI	2'02.901	2'03.059 (11)
11	L.MARINI	34.736	F.QUARTARARO	29.891	P.ESPARGARO	30.200	E.BASTIANINI	28.277	11	P.ESPARGAR	2'02.933	2'03.096 (12)
12	T.NAKAGAMI	34.758	J.MIR	29.913	T.NAKAGAMI	30.308	P.ESPARGARO	28.363	12	T.NAKAGAMI	2'03.054	2'03.054 (10)

These data/results cannot be reproduced, stored and/or transmitted in whole or in part by any manner of electronic, mechanical, photocopying, recording, broadcasting or otherwise now known or herein after developed without the previous express consent by the copyright owner, except for reproduction in daily press and regular printed publications on sale to the public within 60 days of the event related to those data/results and always provided that copyright symbol appears together as follows below.

© DORNA, 2022


Official MotoGP Timing by TISSOT
www.motogp.com





5513 m.

RED BULL GRAND PRIX OF THE AMERICAS**Qualifying Nr. 2****Fastest Laps Sequence**

<i>Practice Time</i>	 <i>Rider</i>	<i>Nation</i>	<i>Motorcycle</i>	<i>Time</i>	<i>Km/h</i>	<i>Rider's Lap</i>
4'29.240	30 Takaaki NAKAGAMI	JPN	HONDA	2'03.796	160.3	2
4'46.671	63 Francesco BAGNAIA	ITA	DUCATI	2'02.335	162.2	2
5'05.648	43 Jack MILLER	AUS	DUCATI	2'02.327	162.2	2
12'48.120	63 Francesco BAGNAIA	ITA	DUCATI	2'02.167	162.4	5
13'54.265	43 Jack MILLER	AUS	DUCATI	2'02.042	162.6	5
14'53.820	89 Jorge MARTIN	SPA	DUCATI	2'02.039	162.6	5

These data/results cannot be reproduced, stored and/or transmitted in whole or in part by any manner of electronic, mechanical, photocopying, recording, broadcasting or otherwise now known or herein after developed without the previous express consent by the copyright owner, except for reproduction in daily press and regular printed publications on sale to the public within 60 days of the event related to those data/results and always provided that copyright symbol appears together as follows below.

© DORNA, 2022

Official MotoGP Timing by **TISSOT**
www.motogp.com

Austin, Saturday, April 09, 2022

