


5513 m.

RED BULL GRAND PRIX OF THE AMERICAS
Qualifying Nr. 1
Classification

17

	Rider	Nation	Team	Motorcycle	Time	Lap	Total	Gap	Top Speed
1	89 Jorge MARTIN	SPA	Pramac Racing	DUCATI	2'02.487	3	6		337.5
2	42 Alex RINS	SPA	Team SUZUKI ECSTAR	SUZUKI	2'02.723	2	7	0.236 0.236	339.6
3	41 Aleix ESPARGARO	SPA	Aprilia Racing	APRILIA	2'02.922	2	4	0.435 0.199	337.5
4	12 Maverick VIÑALES	SPA	Aprilia Racing	APRILIA	2'03.121	6	7	0.634 0.199	338.5
5	4 Andrea DOVIZIOSO	ITA	WithU Yamaha RNF MotoGP Tea	YAMAHA	2'03.133	3	6	0.646 0.012	337.5
6	72 Marco BEZZECCHI	ITA	Mooney VR46 Racing Team	DUCATI	2'03.328	3	6	0.841 0.195	342.8
7	33 Brad BINDER	RSA	Red Bull KTM Factory Racing	KTM	2'03.467	6	7	0.980 0.139	335.4
8	49 Fabio DI GIANNANTONIO	ITA	Gresini Racing MotoGP	DUCATI	2'03.576	3	6	1.089 0.109	339.6
9	21 Franco MORBIDELLI	ITA	Monster Energy Yamaha MotoGP	YAMAHA	2'03.579	2	7	1.092 0.003	332.3
10	88 Miguel OLIVEIRA	POR	Red Bull KTM Factory Racing	KTM	2'03.983	3	7	1.496 0.404	336.4
11	25 Raul FERNANDEZ	SPA	Tech3 KTM Factory Racing	KTM	2'04.140	7	7	1.653 0.157	331.2
12	87 Remy GARDNER	AUS	Tech3 KTM Factory Racing	KTM	2'04.185	5	6	1.698 0.045	332.3
13	73 Alex MARQUEZ	SPA	LCR Honda CASTROL	HONDA	2'04.229	6	6	1.742 0.044	342.8
14	40 Darryn BINDER	RSA	WithU Yamaha RNF MotoGP Tea	YAMAHA	2'04.646	3	4	2.159 0.417	335.4

Practice condition: Dry
Air: 27°
Humidity: 24%
Ground: 49°

Fastest Lap:	Lap: 3	Jorge MARTIN	2'02.487	162 Km/h
Best Race Lap:	2014	Marc MARQUEZ	2'03.575	160.6 Km/h
All Time Lap Record:	2015	Marc MARQUEZ	2'02.135	162.4 Km/h

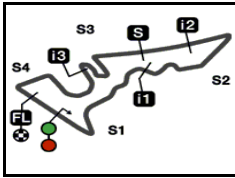
The results are provisional until the end of the limit for protest and appeals.

Time limit for protest expires 30' after publication of the results - Time:

These data/results cannot be reproduced, stored and/or transmitted in whole or in part by any manner of electronic, mechanical, photocopying, recording, broadcasting or otherwise now known or herein after developed without the previous express consent by the copyright owner, except for reproduction in daily press and regular printed publications on sale to the public within 60 days of the event related to those data/results and always provided that copyright symbol appears together as follows below.

© DORNA, 2022





5513 m.

RED BULL GRAND PRIX OF THE AMERICAS

Qualifying Nr. 1

Top Speed & Average

18



Rider	Nation	Motorcycle	Top 5 speeds					Average	Top
72 Marco BEZZECCHI	ITA	DUCATI	342.8	340.6	339.6	334.3	332.3	337.9	342.8
73 Alex MARQUEZ	SPA	HONDA	342.8	339.6	339.6	338.5	334.3	339.0	342.8
42 Alex RINS	SPA	SUZUKI	339.6	338.5	337.5	337.5	337.5	338.1	339.6
49 Fabio DI GIANNANTONIO	ITA	DUCATI	339.6	338.5	337.5	335.4	331.2	336.4	339.6
12 Maverick VIÑALES	SPA	APRILIA	338.5	337.5	336.4	335.4	333.3	336.2	338.5
4 Andrea DOVIZIOSO	ITA	YAMAHA	337.5	336.4	335.4	333.3	330.2	333.8	337.5
41 Aleix ESPARGARO	SPA	APRILIA	337.5	337.5	335.4	332.3		335.7	337.5
89 Jorge MARTIN	SPA	DUCATI	337.5	336.4	335.4	334.3	334.3	335.6	337.5
88 Miguel OLIVEIRA	POR	KTM	336.4	333.3	332.3	331.2	328.2	332.3	336.4
33 Brad BINDER	RSA	KTM	335.4	334.3	334.3	333.3	333.3	334.1	335.4
40 Darryn BINDER	RSA	YAMAHA	335.4	335.4	334.3	333.3		334.6	335.4
21 Franco MORBIDELLI	ITA	YAMAHA	332.3	331.2	331.2	330.2	330.2	331.0	332.3
87 Remy GARDNER	AUS	KTM	332.3	330.2	327.2	327.2	325.3	328.4	332.3
25 Raul FERNANDEZ	SPA	KTM	331.2	331.2	330.2	329.2	328.2	330.0	331.2

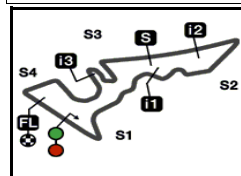
These data/results cannot be reproduced, stored and/or transmitted in whole or in part by any manner of electronic, mechanical, photocopying, recording, broadcasting or otherwise now known or herein after developed without the previous express consent by the copyright owner, except for reproduction in daily press and regular printed publications on sale to the public within 60 days of the event related to those data/results and always provided that copyright symbol appears together as follows below.

© DORNA, 2022

Official MotoGP Timing by TISSOT
www.motogp.com



Austin, Saturday, April 09, 2022



5513 m.

RED BULL GRAND PRIX OF THE AMERICAS

Qualifying Nr. 1

Chronological Analysis of Performances

19

* Lap / Sector time cancelled

T1 Time from finish line to 1st intermediate

T3 Time from 2nd intermed. to 3rd intermed.

P Crossing the finish line in pit lane

T2 Time from 1st intermed. to 2nd intermed.

T4 Time from 3rd intermediate to finish line

**Tyre data subject to further updates

Lap	Lap Time	T1	T2	T3	T4	Speed	Lap	Lap Time	T1	T2	T3	T4	Speed
1st	89	Jorge MARTIN		DUCATI		SPA	Run # 1	Front Tyre	Slick-Hard	Rear Tyre	Slick-Medium		
		Pramac Racing						New Tyre	New Tyre				
		Runs=1	Total laps=6	Full laps=2			1	2'49.588	32.739	31.142	30.865	28.483	333.3
Run # 1	Front Tyre	Slick-Hard	Rear Tyre	Slick-Soft									
		New Tyre	New Tyre										
1	2'23.832	31.109	30.864	32.410	30.257	335.4	2	2'05.326 *	35.710*	30.420	30.599	28.597	335.4
2	2'17.442 *	34.537	40.226*	34.200	28.479	284.9	3	2'11.749 P	34.677	30.001	34.081	32.990	337.5
3	2'02.487	34.456	29.694	30.119	28.218	336.4	Run # 2	Front Tyre	Slick-Hard	Rear Tyre	Slick-Soft		
4	2'11.421 P	36.682*	30.601	31.078	33.060	334.3		3 Laps at start	New Tyre				
Run # 2	Front Tyre	Slick-Hard	Rear Tyre	Slick-Soft									
		4 Laps at start	New Tyre										
5	5'05.025	35.156	30.877	41.382	29.676	334.3	4	3'34.597	33.023	30.960	30.580	28.326	336.4
6	2'03.515	34.621	29.768	30.310	28.816	337.5	5	2'10.169 *	34.624	35.397*	31.519	28.629	331.2
							6	2'03.121	34.718	29.877	30.315	28.211	338.5
							7	2'14.442	34.932	31.032	38.636	29.842	178.5
2nd	42	Alex RINS		SUZUKI		SPA	5th	4	Andrea DOVIZIOSO		YAMAHA		ITA
		Team SUZUKI ECSTAR							WithU Yamaha RNF MotoGP Team				
		Runs=2	Total laps=7	Full laps=2				Runs=1	Total laps=6	Full laps=2			
Run # 1	Front Tyre	Slick-Hard	Rear Tyre	Slick-Soft									
		New Tyre	New Tyre										
1	2'06.725	32.687	30.483	30.554	28.315	336.4	Run # 1	Front Tyre	Slick-Hard	Rear Tyre	Slick-Soft		
2	2'02.723	34.508	29.791	30.243	28.181	337.5		New Tyre	New Tyre				
3	2'15.693 P	38.923*	31.387	31.991	33.392	328.2	1	2'24.279	34.696	31.526	35.631	31.513	330.2
Run # 2	Front Tyre	Slick-Hard	Rear Tyre	Slick-Soft									
		3 Laps at start	New Tyre										
4	3'12.631	33.539	30.697	30.955	28.518	337.5	2	2'17.319 *	34.824	31.201*	32.969	38.325	330.2
5	2'02.788	34.575	29.751	30.294	28.168	337.5	3	2'03.133	34.554	29.992	30.366	28.221	336.4
6	2'24.774 *	43.191*	31.765	40.891	28.927	338.5	4	2'12.107 P	37.898	30.800	31.574	31.835	333.3
7	2'07.089 P	34.773	30.122	30.870	31.324	339.6	Run # 2	Front Tyre	Slick-Hard	Rear Tyre	Slick-Soft		
								4 Laps at start	New Tyre				
							5	5'03.687	36.185	31.002	40.973	29.190	337.5
							6	2'03.394	34.768	29.990	30.329	28.307	335.4
3rd	41	Aleix ESPARGARO		APRILIA		SPA	6th	72	Marco BEZZECCHI		DUCATI		ITA
		Aprilia Racing							Mooney VR46 Racing Team				
		Runs=2	Total laps=5	Full laps=1				Runs=1	Total laps=6	Full laps=2			
Run # 1	Front Tyre	Slick-Hard	Rear Tyre	Slick-Soft									
		New Tyre	New Tyre										
1	2'09.808	32.734	30.292	30.424	30.062	337.5	Run # 1	Front Tyre	Slick-Hard	Rear Tyre	Slick-Soft		
2	2'02.922	34.715	29.921	30.203	28.083	337.5		New Tyre	New Tyre				
3	2'14.254 P	34.689*	32.884	33.427	33.254	332.3	1	2'26.933	33.189	31.026	35.727	30.245	332.3
Run # 2	Front Tyre	Slick-Hard	Rear Tyre	Slick-Soft									
		3 Laps at start	New Tyre										
4	4'06.287	32.734	30.776	32.850	34.119	335.4	2	2'16.671 *	34.610	36.078*	37.338	28.645	305.9
unfinished	34.485												
4th	12	Maverick VIÑALES		APRILIA		SPA	7th	33	Brad BINDER		KTM		RSA
		Aprilia Racing							Red Bull KTM Factory Racing				
		Runs=1	Total laps=7	Full laps=2				Runs=1	Total laps=7	Full laps=3			
Run # 1	Front Tyre	Slick-Hard	Rear Tyre	Slick-Soft									
		New Tyre	New Tyre										
1	2'31.178	32.986	31.535	32.954	32.816	333.3	Run # 1	Front Tyre	Slick-Hard	Rear Tyre	Slick-Soft		
								New Tyre	New Tyre				
							1	2'31.178	32.986	31.535	32.954	32.816	333.3
Fastest Lap:	Jorge MARTIN	Pramac Racing		SPA		2'02.487	34.456	29.694	30.119	28.218			

These data/results cannot be reproduced, stored and/or transmitted in whole or in part by any manner of electronic, mechanical, photocopying, recording, broadcasting or otherwise now known or herein after developed without the previous express consent by the copyright owner, except for reproduction in daily press and regular printed publications on sale to the public within 60 days of the event related to those data/results and always provided that copyright symbol appears together as follows below.
© DORNA, 2022



Qualifying Nr. 1

MotoGP

Lap	Lap Time	T1	T2	T3	T4	Speed	Lap	Lap Time	T1	T2	T3	T4	Speed
2	2'16.363 *	34.904	36.340*	36.435	28.684	298.3	Run # 1	Front Tyre	Slick-Hard	Rear Tyre	Slick-Soft		
3	2'03.529	34.723	30.086	30.371	28.349	335.4			New Tyre		New Tyre		
4	2'12.124 P	36.459*	30.638	31.162	33.865	334.3	1	2'29.359	35.592	31.261	36.903	33.079	328.2
Run # 2	Front Tyre	Slick-Hard	Rear Tyre	Slick-Soft			2	2'16.549 *	35.073	35.769*	37.166	28.541	280.5
	4 Laps at start			New Tyre			3	2'06.091	34.963	30.173	32.230	28.725	331.2
5	3'40.918	40.968	33.238	30.911	28.410	333.3	4	2'10.336 P	35.794*	31.075	31.053	32.414	327.2
6	2'03.467	34.794	29.923	30.594	28.156	334.3	Run # 2	Front Tyre	Slick-Hard	Rear Tyre	Slick-Soft		
7	2'03.483	34.616	29.989	30.625	28.253	332.3		4 Laps at start			New Tyre		

8th 49 **Fabio DI GIANNANTON** DUCATI ITA
Gresini Racing MotoGP

Runs=1 Total laps=6 Full laps=2

Run #	1	Front Tyre	Slick-Hard	Rear Tyre	Slick-Soft	Speed
			New Tyre		New Tyre	
1	2'28.533	32.373	31.145	31.904	33.381	331.2
2	2'14.066 *	34.970	35.447*	34.896	28.753	279.0
3	2'03.576	34.871	30.034	30.290	28.381	338.5
4	2'11.617 P	36.069*	31.134	31.485	32.929	335.4
Run # 2	Front Tyre	Slick-Hard	Rear Tyre	Slick-Soft		
	4 Laps at start			New Tyre		
5	5'03.475	35.927	31.044	40.389	30.054	339.6
6	2'03.674	35.041	30.026	30.344	28.263	337.5

9th 21 **Franco MORBIDELLI** YAMAHA ITA
Monster Energy Yamaha MotoGP

Runs=2 Total laps=7 Full laps=3

Run #	1	Front Tyre	Slick-Hard	Rear Tyre	Slick-Soft	Speed
			New Tyre		New Tyre	
1	2'07.730	33.896	30.969	30.548	28.360	332.3
2	2'03.579	34.776	30.290	30.293	28.220	327.2
3	2'16.595 P	38.321*	31.452	33.322	33.500	330.2
Run # 2	Front Tyre	Slick-Hard	Rear Tyre	Slick-Soft		
	3 Laps at start			New Tyre		
4	4'03.159	32.359	30.574	33.103	31.107	331.2
5	2'08.591	39.234	30.727	30.337	28.293	329.2
6	2'09.622	38.432	32.463	30.323	28.404	331.2
7	2'24.782 P	35.158	30.332	44.216	35.076	330.2

10th 88 **Miguel OLIVEIRA** KTM POR
Red Bull KTM Factory Racing

Runs=1 Total laps=7 Full laps=3

Run #	1	Front Tyre	Slick-Hard	Rear Tyre	Slick-Soft	Speed
			New Tyre		New Tyre	
1	2'26.200	33.961	31.017	35.243	32.123	328.2
2	2'18.931 *	35.056	36.474*	38.885	28.516	286.4
3	2'03.983	34.752	30.374	30.431	28.426	332.3
4	2'10.820 P	35.365*	31.300	31.591	32.564	331.2
Run # 2	Front Tyre	Slick-Hard	Rear Tyre	Slick-Soft		
	4 Laps at start			New Tyre		
5	3'52.308	39.407	32.935	34.121	34.532	321.4
6	2'04.152	35.096	30.029	30.629	28.398	336.4
7	2'13.253	35.034	30.124	38.162	29.933	333.3

11th 25 **Raul FERNANDEZ** KTM SPA
Tech3 KTM Factory Racing

Runs=1 Total laps=7 Full laps=3

Run #	1	Front Tyre	Slick-Hard	Rear Tyre	Slick-Soft	Speed
			New Tyre		New Tyre	
1	2'26.200	33.961	31.017	35.243	32.123	328.2
2	2'18.931 *	35.056	36.474*	38.885	28.516	286.4
3	2'03.983	34.752	30.374	30.431	28.426	332.3
4	2'10.820 P	35.365*	31.300	31.591	32.564	331.2
Run # 2	Front Tyre	Slick-Hard	Rear Tyre	Slick-Soft		
	4 Laps at start			New Tyre		
5	3'52.308	39.407	32.935	34.121	34.532	321.4
6	2'04.152	35.096	30.029	30.629	28.398	336.4
7	2'13.253	35.034	30.124	38.162	29.933	333.3

12th 87 **Remy GARDNER** KTM AUS
Tech3 KTM Factory Racing

Runs=1 Total laps=6 Full laps=1

Run #	1	Front Tyre	Slick-Hard	Rear Tyre	Slick-Soft	Speed
			New Tyre		New Tyre	
1	2'24.968	35.712	31.736	33.578	33.772	327.2
2	2'19.374 *	34.756	37.781*	37.938	28.899	291.1
3	4'27.321 P	34.876	30.069	30.731	2'51.645	332.3
Run # 2	Front Tyre	Slick-Hard	Rear Tyre	Slick-Soft		
	4 Laps at start			New Tyre		
4	3'40.242	38.439	33.017	32.877	33.660	325.3
5	2'04.185	34.985	30.265	30.581	28.354	330.2
6	2'09.236 *	35.027	30.148	30.924	33.137*	327.2

13th 73 **Alex MARQUEZ** HONDA SPA
LCR Honda CASTROL

Runs=1 Total laps=6 Full laps=3

Run #	1	Front Tyre	Slick-Hard	Rear Tyre	Slick-Soft	Speed
			New Tyre		New Tyre	
1	2'10.268	31.653	30.686	30.589	29.590	339.6
2	3'46.818 P	34.656	2'08.111	31.507	32.544	338.5
Run # 2	Front Tyre	Slick-Hard	Rear Tyre	Slick-Soft		
	2 Laps at start			New Tyre		
3	4'36.820	31.146	30.630	32.588	34.071	342.8
4	2'06.868	34.804	32.891	30.702	28.471	334.3
5	2'07.601	34.952	30.398	33.627	28.624	332.3
6	2'04.229	34.834	30.367	30.494	28.534	339.6

14th 40 **Darryn BINDER** YAMAHA RSA
WithU Yamaha RNF MotoGP Team

Runs=1 Total laps=5 Full laps=3

Run #	1	Front Tyre	Slick-Hard	Rear Tyre	Slick-Soft	Speed
			New Tyre		New Tyre	
1	2'31.505	32.711	31.599	32.877	32.907	335.4
						unfinished
Run # 2	Front Tyre	Slick-Soft	Rear Tyre	Slick-Soft		
	4 Laps at start			New Tyre		
2	2'21.312 *	41.012*	32.962	32.580	34.758	333.3
3	2'04.646	35.224	30.381	30.668	28.373	335.4
4	2'05.291	35.154	30.472	30.800	28.865	334.3

Fastest Lap: Jorge MARTIN Pramac Racing SPA **2'02.487** 34.456 29.694 30.119 28.218

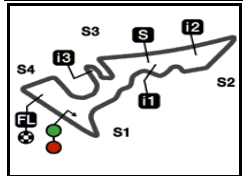
These data/results cannot be reproduced, stored and/or transmitted in whole or in part by any manner of electronic, mechanical, photocopying, recording, broadcasting or otherwise now known or herein after developed without the previous express consent by the copyright owner, except for reproduction in daily press and regular printed publications on sale to the public within 60 days of the event related to those data/results and always provided that copyright symbol appears together as follows below.
© DORNA, 2022

Official MotoGP Timing by TISSOT
www.motogp.com

Austin, Saturday, April 09, 2022

Page 2 of 2





5513 m.

RED BULL GRAND PRIX OF THE AMERICASAfter the **Qualifying Nr. 1****Event Best Maximum Speed**

<i>Rider</i>	<i>Nation Team</i>	<i>Motorcycle</i>	<i>Km/h</i>	
23 Enea BASTIANINI	ITA Gresini Racing MotoGP	DUCATI	350.6	Free Practice Nr. 3
43 Jack MILLER	AUS Ducati Lenovo Team	DUCATI	350.6	Free Practice Nr. 1
33 Brad BINDER	RSA Red Bull KTM Factory Racing	KTM	347.2	Free Practice Nr. 1
42 Alex RINS	SPA Team SUZUKI ECSTAR	SUZUKI	346.1	Free Practice Nr. 1
73 Alex MARQUEZ	SPA LCR Honda CASTROL	HONDA	346.1	Free Practice Nr. 1
72 Marco BEZZECCHI	ITA Mooney VR46 Racing Team	DUCATI	346.1	Free Practice Nr. 3
93 Marc MARQUEZ	SPA Repsol Honda Team	HONDA	346.1	Free Practice Nr. 1
30 Takaaki NAKAGAMI	JPN LCR Honda IDEMITSU	HONDA	345.0	Free Practice Nr. 1
5 Johann ZARCO	FRA Pramac Racing	DUCATI	345.0	Free Practice Nr. 4
41 Aleix ESPARGARO	SPA Aprilia Racing	APRILIA	343.9	Free Practice Nr. 4
63 Francesco BAGNAIA	ITA Ducati Lenovo Team	DUCATI	343.9	Free Practice Nr. 3
44 Po ESPARGARO	SPA Repsol Honda Team	HONDA	342.8	Free Practice Nr. 1
36 Joan MIR	SPA Team SUZUKI ECSTAR	SUZUKI	342.8	Free Practice Nr. 1
89 Jorge MARTIN	SPA Pramac Racing	DUCATI	342.8	Free Practice Nr. 2
12 Maverick VIÑALES	SPA Aprilia Racing	APRILIA	342.8	Free Practice Nr. 2
40 Darryn BINDER	RSA WithU Yamaha RNF MotoGP Tea	YAMAHA	342.8	Free Practice Nr. 1
87 Remy GARDNER	AUS Tech3 KTM Factory Racing	KTM	341.7	Free Practice Nr. 1
25 Raul FERNANDEZ	SPA Tech3 KTM Factory Racing	KTM	340.6	Free Practice Nr. 1
49 Fabio DI GIANNANTONIO	ITA Gresini Racing MotoGP	DUCATI	339.6	Qualifying Nr. 1
10 Luca MARINI	ITA Mooney VR46 Racing Team	DUCATI	339.6	Free Practice Nr. 1
4 Andrea DOVIZIOSO	ITA WithU Yamaha RNF MotoGP Tea	YAMAHA	339.6	Free Practice Nr. 2
88 Miguel OLIVEIRA	POR Red Bull KTM Factory Racing	KTM	338.5	Free Practice Nr. 2
20 Fabio QUARTARARO	FRA Monster Energy Yamaha MotoGP	YAMAHA	336.4	Free Practice Nr. 1
21 Franco MORBIDELLI	ITA Monster Energy Yamaha MotoGP	YAMAHA	334.3	Free Practice Nr. 1

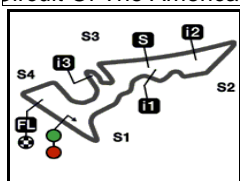
These data/results cannot be reproduced, stored and/or transmitted in whole or in part by any manner of electronic, mechanical, photocopying, recording, broadcasting or otherwise now known or herein after developed without the previous express consent by the copyright owner, except for reproduction in daily press and regular printed publications on sale to the public within 60 days of the event related to those data/results and always provided that copyright symbol appears together as follows below.

© DORNA, 2022

Official MotoGP Timing by TISSOT
www.motogp.com

Austin, Saturday, April 09, 2022





5513 m.

RED BULL GRAND PRIX OF THE AMERICAS

Qualifying Nr. 1

Best Partial Times

MotoGP™

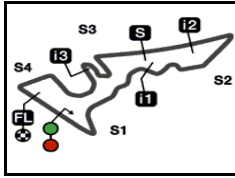
IT Ideal Lap Time, sum of the best partial times*BT* Best Lap Time

<i>T1</i>		<i>T2</i>		<i>T3</i>		<i>T4</i>				<i>IT</i>	<i>BT</i>	
<i>Pos</i>	<i>Rider</i>	<i>Time</i>	<i>Rider</i>	<i>Time</i>	<i>Rider</i>	<i>Time</i>	<i>Rider</i>	<i>Time</i>	<i>Pos</i>	<i>Rider</i>	<i>IT</i>	<i>BT</i>
1	J.MARTIN	34.456	J.MARTIN	29.694	J.MARTIN	30.119	A.ESPARGARO	28.083	1	J.MARTIN	2'02.487	2'02.487 (1)
2	A.ESPARGARO	34.485	A.RINS	29.751	A.ESPARGARO	30.203	B.BINDER	28.156	2	A.RINS	2'02.670	2'02.723 (2)
3	A.RINS	34.508	M.BEZZECCHI	29.759	A.RINS	30.243	A.RINS	28.168	3	A.ESPARGAR	2'02.692	2'02.922 (3)
4	A.DOVIZIOSO	34.554	M.VIÑALES	29.877	M.BEZZECCHI	30.260	M.VIÑALES	28.211	4	M.BEZZECCHI	2'02.971	2'03.328 (6)
5	M.BEZZECCHI	34.610	A.ESPARGARO	29.921	F.DI GIANNANTO	30.290	J.MARTIN	28.218	5	M.VIÑALES	2'03.027	2'03.121 (4)
6	B.BINDER	34.616	B.BINDER	29.923	F.MORBIDELLI	30.293	F.MORBIDELLI	28.220	6	B.BINDER	2'03.066	2'03.467 (7)
7	M.VIÑALES	34.624	A.DOVIZIOSO	29.990	M.VIÑALES	30.315	A.DOVIZIOSO	28.221	7	A.DOVIZIOSO	2'03.094	2'03.133 (5)
8	A.MARQUEZ	34.656	F.DI GIANNANTO	30.026	A.DOVIZIOSO	30.329	F.DI GIANNANTO	28.263	8	F.DI GIANNAN	2'03.450	2'03.576 (8)
9	M.OLIVEIRA	34.752	M.OLIVEIRA	30.029	B.BINDER	30.371	M.BEZZECCHI	28.342	9	F.MORBIDELLI	2'03.579	2'03.579 (9)
10	R.GARDNER	34.756	R.GARDNER	30.069	M.OLIVEIRA	30.431	R.GARDNER	28.354	10	M.OLIVEIRA	2'03.610	2'03.983 (10)
11	F.MORBIDELLI	34.776	R.FERNANDEZ	30.071	R.FERNANDEZ	30.489	D.BINDER	28.373	11	R.GARDNER	2'03.760	2'04.185 (12)
12	R.FERNANDEZ	34.835	F.MORBIDELLI	30.290	A.MARQUEZ	30.494	M.OLIVEIRA	28.398	12	R.FERNANDEZ	2'03.815	2'04.140 (11)
13	F.DI GIANNANTO	34.871	A.MARQUEZ	30.367	R.GARDNER	30.581	R.FERNANDEZ	28.420	13	A.MARQUEZ	2'03.988	2'04.229 (13)
14	D.BINDER	35.154	D.BINDER	30.381	D.BINDER	30.668	A.MARQUEZ	28.471	14	D.BINDER	2'04.576	2'04.646 (14)

These data/results cannot be reproduced, stored and/or transmitted in whole or in part by any manner of electronic, mechanical, photocopying, recording, broadcasting or otherwise now known or herein after developed without the previous express consent by the copyright owner, except for reproduction in daily press and regular printed publications on sale to the public within 60 days of the event related to those data/results and always provided that copyright symbol appears together as follows below.
© DORNA, 2022

Official MotoGP Timing by TISSOT
www.motogp.com






5513 m.

RED BULL GRAND PRIX OF THE AMERICAS

Qualifying Nr. 1

Fastest Laps Sequence

<i>Practice Time</i>	 <i>Rider</i>	<i>Nation</i>	<i>Motorcycle</i>	<i>Time</i>	<i>Km/h</i>	<i>Rider's Lap</i>
4'09.448	42 Alex RINS	SPA	SUZUKI	2'02.723	161.7	2
6'43.761	89 Jorge MARTIN	SPA	DUCATI	2'02.487	162.0	3

These data/results cannot be reproduced, stored and/or transmitted in whole or in part by any manner of electronic, mechanical, photocopying, recording, broadcasting or otherwise now known or herein after developed without the previous express consent by the copyright owner, except for reproduction in daily press and regular printed publications on sale to the public within 60 days of the event related to those data/results and always provided that copyright symbol appears together as follows below.

© DORNA, 2022

Official MotoGP Timing by **TISSOT**
www.motogp.com

Austin, Saturday, April 09, 2022

