


5513 m.

RED BULL GRAND PRIX OF THE AMERICAS**Free Practice Nr. 2****Classification****6**

	Rider	Nation	Team	Motorcycle	Time	Lap Total	Gap	Top Speed
1	5 Johann ZARCO	FRA	Pramac Racing	DUCATI	2'02.542	15 16		340.6
2	43 Jack MILLER	AUS	Ducati Lenovo Team	DUCATI	2'02.789	13 15	0.247 0.247	345.0
3	20 Fabio QUARTARARO	FRA	Monster Energy Yamaha MotoGP	YAMAHA	2'02.837	16 16	0.295 0.048	333.3
4	23 Enea BASTIANINI	ITA	Gresini Racing MotoGP	DUCATI	2'02.884	15 15	0.342 0.047	346.1
5	42 Alex RINS	SPA	Team SUZUKI ECSTAR	SUZUKI	2'03.030	9 19	0.488 0.146	343.9
6	93 Marc MARQUEZ	SPA	Repsol Honda Team	HONDA	2'03.041	15 17	0.499 0.011	342.8
7	12 Maverick VIÑALES	SPA	Aprilia Racing	APRILIA	2'03.085	16 17	0.543 0.044	342.8
8	36 Joan MIR	SPA	Team SUZUKI ECSTAR	SUZUKI	2'03.143	15 17	0.601 0.058	341.7
9	63 Francesco BAGNAIA	ITA	Ducati Lenovo Team	DUCATI	2'03.187	15 16	0.645 0.044	343.9
10	89 Jorge MARTIN	SPA	Pramac Racing	DUCATI	2'03.355	14 16	0.813 0.168	342.8
11	41 Aleix ESPARGARO	SPA	Aprilia Racing	APRILIA	2'03.370	16 16	0.828 0.015	342.8
12	44 Po ESPARGARO	SPA	Repsol Honda Team	HONDA	2'03.438	17 17	0.896 0.068	340.6
13	33 Brad BINDER	RSA	Red Bull KTM Factory Racing	KTM	2'03.538	16 16	0.996 0.100	342.8
14	10 Luca MARINI	ITA	Mooney VR46 Racing Team	DUCATI	2'03.562	16 16	1.020 0.024	337.5
15	4 Andrea DOVIZIOSO	ITA	WithU Yamaha RNF MotoGP Tea	YAMAHA	2'03.706	15 16	1.164 0.144	339.6
16	73 Alex MARQUEZ	SPA	LCR Honda CASTROL	HONDA	2'03.795	13 14	1.253 0.089	345.0
17	30 Takaaki NAKAGAMI	JPN	LCR Honda IDEMITSU	HONDA	2'04.074	15 17	1.532 0.279	341.7
18	49 Fabio DI GIANNANTONIO	ITA	Gresini Racing MotoGP	DUCATI	2'04.367	12 12	1.825 0.293	338.5
19	72 Marco BEZZECCHI	ITA	Mooney VR46 Racing Team	DUCATI	2'04.463	12 14	1.921 0.096	338.5
20	87 Remy GARDNER	AUS	Tech3 KTM Factory Racing	KTM	2'04.535	14 15	1.993 0.072	337.5
21	21 Franco MORBIDELLI	ITA	Monster Energy Yamaha MotoGP	YAMAHA	2'04.664	10 15	2.122 0.129	332.3
22	40 Darryn BINDER	RSA	WithU Yamaha RNF MotoGP Tea	YAMAHA	2'04.679	15 16	2.137 0.015	340.6
23	25 Raul FERNANDEZ	SPA	Tech3 KTM Factory Racing	KTM	2'04.770	6 15	2.228 0.091	335.4
24	88 Miguel OLIVEIRA	POR	Red Bull KTM Factory Racing	KTM	2'05.342	8 15	2.800 0.572	338.5

Practice condition: Dry**Air: 23°****Humidity: 16%****Ground: 47°**

Fastest Lap:	Lap: 15	Johann ZARCO	2'02.542	161.9 Km/h
Best Race Lap:	2014	Marc MARQUEZ	2'03.575	160.6 Km/h
All Time Lap Record:	2015	Marc MARQUEZ	2'02.135	162.4 Km/h

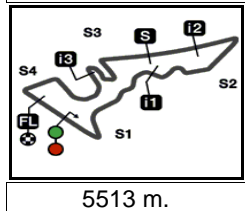
The results are provisional until the end of the limit for protest and appeals.

Time limit for protest expires 30' after publication of the results - Time:

These data/results cannot be reproduced, stored and/or transmitted in whole or in part by any manner of electronic, mechanical, photocopying, recording, broadcasting or otherwise now known or herein after developed without the previous express consent by the copyright owner, except for reproduction in daily press and regular printed publications on sale to the public within 60 days of the event related to those data/results and always provided that copyright symbol appears together as follows below.

© DORNA, 2022

Official MotoGP Timing by **TISSOT**
www.motogp.com**Austin, Friday, April 08, 2022**




5513 m.

RED BULL GRAND PRIX OF THE AMERICAS

Free Practice Nr. 2

Combined Free Practice Times

7

	Rider	Nation	Team	MOTORCYCLE	FP1	FP2	Gap
1	5 J.ZARCO	FRA	Pramac Racing	DUCATI	2'04.893 16	2'02.542 15	
2	43 J.MILLER	AUS	Ducati Lenovo Team	DUCATI	2'04.437 16	2'02.789 13	0.247 0.247
3	20 F.QUARTARARO	FRA	Monster Energy Yamaha MotoGP	YAMAHA	2'04.450 14	2'02.837 16	0.295 0.048
4	23 E.BASTIANINI	ITA	Gresini Racing MotoGP	DUCATI	2'04.594 12	2'02.884 15	0.342 0.047
5	42 A.RINS	SPA	Team SUZUKI ECSTAR	SUZUKI	2'04.007 14	2'03.030 9	0.488 0.146
6	93 M.MARQUEZ	SPA	Repsol Honda Team	HONDA	2'04.469 6	2'03.041 15	0.499 0.011
7	12 M.VIÑALES	SPA	Aprilia Racing	APRILIA	2'04.015 15	2'03.085 16	0.543 0.044
8	36 J.MIR	SPA	Team SUZUKI ECSTAR	SUZUKI	2'04.900 12	2'03.143 15	0.601 0.058
9	63 F.BAGNAIA	ITA	Ducati Lenovo Team	DUCATI	2'05.003 16	2'03.187 15	0.645 0.044
10	89 J.MARTIN	SPA	Pramac Racing	DUCATI	2'05.050 15	2'03.355 14	0.813 0.168
11	41 A.ESPARGARO	SPA	Aprilia Racing	APRILIA	2'04.686 14	2'03.370 16	0.828 0.015
12	44 P.ESPARGARO	SPA	Repsol Honda Team	HONDA	2'04.581 13	2'03.438 17	0.896 0.068
13	33 B.BINDER	RSA	Red Bull KTM Factory Racing	KTM	2'04.983 17	2'03.538 16	0.996 0.100
14	10 L.MARINI	ITA	Mooney VR46 Racing Team	DUCATI	2'05.177 16	2'03.562 16	1.020 0.024
15	4 A.DOVIZIOSO	ITA	WithU Yamaha RNF MotoGP Team	YAMAHA	2'05.324 8	2'03.706 15	1.164 0.144
16	73 A.MARQUEZ	SPA	LCR Honda CASTROL	HONDA	2'05.146 8	2'03.795 13	1.253 0.089
17	30 T.NAKAGAMI	JPN	LCR Honda IDEMITSU	HONDA	2'04.744 14	2'04.074 15	1.532 0.279
18	49 F.DI GIANNANTO	ITA	Gresini Racing MotoGP	DUCATI	2'06.497 14	2'04.367 12	1.825 0.293
19	72 M.BEZZECCHI	ITA	Mooney VR46 Racing Team	DUCATI	2'05.386 16	2'04.463 12	1.921 0.096
20	87 R.GARDNER	AUS	Tech3 KTM Factory Racing	KTM	2'05.672 14	2'04.535 14	1.993 0.072
21	21 F.MORBIDELLI	ITA	Monster Energy Yamaha MotoGP	YAMAHA	2'05.287 14	2'04.664 10	2.122 0.129
22	40 D.BINDER	RSA	WithU Yamaha RNF MotoGP Team	YAMAHA	2'06.198 16	2'04.679 15	2.137 0.015
23	25 R.FERNANDEZ	SPA	Tech3 KTM Factory Racing	KTM	2'05.326 13	2'04.770 6	2.228 0.091
24	88 M.OLIVEIRA	POR	Red Bull KTM Factory Racing	KTM	2'06.445 14	2'05.342 8	2.800 0.572

Pole Position Record:	2015	Marc MARQUEZ	2'02.135	162.4 Km/h
Best Race Lap:	2014	Marc MARQUEZ	2'03.575	160.6 Km/h
All Time Lap Record:	2015	Marc MARQUEZ	2'02.135	162.4 Km/h

The results are provisional until the end of the limit for protest and appeals.

Time limit for protest expires 60' after publication of the results - Time:

These data/results cannot be reproduced, stored and/or transmitted in whole or in part by any manner of electronic, mechanical, photocopying, recording, broadcasting or otherwise now known or herein after developed without the previous express consent by the copyright owner, except for reproduction in daily press and regular printed publications on sale to the public within 60 days of the event related to those data/results and always provided that copyright symbol appears together as follows below.

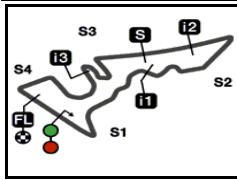
© DORNA, 2022

Official MotoGP Timing by TISSOT

www.motogp.com

Austin, Friday, April 08, 2022





5513 m.

RED BULL GRAND PRIX OF THE AMERICAS**Free Practice Nr. 2****Top Speed & Average****8**

Rider	Nation	Motorcycle	Top 5 speeds					Average	Top
23 Enea BASTIANINI	ITA	DUCATI	346.1	342.8	342.8	341.7	341.7	342.5	346.1
43 Jack MILLER	AUS	DUCATI	345.0	341.7	341.7	339.6	339.6	341.2	345.0
73 Alex MARQUEZ	SPA	HONDA	345.0	343.9	342.8	342.8	341.7	342.4	345.0
42 Alex RINS	SPA	SUZUKI	343.9	343.9	342.8	341.7	340.6	342.3	343.9
63 Francesco BAGNAIA	ITA	DUCATI	343.9	341.7	340.6	338.5	338.5	339.8	343.9
12 Maverick VIÑALES	SPA	APRILIA	342.8	341.7	340.6	339.6	339.6	340.7	342.8
33 Brad BINDER	RSA	KTM	342.8	342.8	339.6	339.6	338.5	340.3	342.8
41 Aleix ESPARGARO	SPA	APRILIA	342.8	342.8	341.7	340.6	340.6	341.7	342.8
89 Jorge MARTIN	SPA	DUCATI	342.8	340.6	336.4	336.4	335.4	337.5	342.8
93 Marc MARQUEZ	SPA	HONDA	342.8	340.6	340.6	339.6	338.5	340.1	342.8
30 Takaaki NAKAGAMI	JPN	HONDA	341.7	340.6	340.6	340.6	340.6	340.8	341.7
36 Joan MIR	SPA	SUZUKI	341.7	341.7	340.6	340.6	340.6	341.0	341.7
5 Johann ZARCO	FRA	DUCATI	340.6	340.6	340.6	339.6	339.6	340.1	340.6
40 Darryn BINDER	RSA	YAMAHA	340.6	340.6	340.6	339.6	339.6	340.1	340.6
44 Pol ESPARGARO	SPA	HONDA	340.6	340.6	340.6	339.6	339.6	340.1	340.6
4 Andrea DOVIZIOSO	ITA	YAMAHA	339.6	338.5	338.5	336.4	336.4	337.9	339.6
49 Fabio DI GIANNANTONIO	ITA	DUCATI	338.5	338.5	337.5	337.5	335.4	337.1	338.5
72 Marco BEZZECCHI	ITA	DUCATI	338.5	337.5	336.4	336.4	336.4	336.9	338.5
88 Miguel OLIVEIRA	POR	KTM	338.5	337.5	336.4	335.4	334.3	335.8	338.5
10 Luca MARINI	ITA	DUCATI	337.5	336.4	336.4	335.4	335.4	336.1	337.5
87 Remy GARDNER	AUS	KTM	337.5	335.4	331.2	330.2	330.2	332.9	337.5
25 Raul FERNANDEZ	SPA	KTM	335.4	335.4	334.3	334.3	333.3	334.5	335.4
20 Fabio QUARTARARO	FRA	YAMAHA	333.3	333.3	332.3	332.3	331.2	332.0	333.3
21 Franco MORBIDELLI	ITA	YAMAHA	332.3	331.2	331.2	330.2	329.2	330.8	332.3

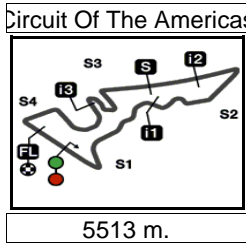
These data/results cannot be reproduced, stored and/or transmitted in whole or in part by any manner of electronic, mechanical, photocopying, recording, broadcasting or otherwise now known or herein after developed without the previous express consent by the copyright owner, except for reproduction in daily press and regular printed publications on sale to the public within 60 days of the event related to those data/results and always provided that copyright symbol appears together as follows below.

© DORNA, 2022

Official MotoGP Timing by TISSOT
www.motogp.com



Austin, Friday, April 08, 2022



Results and timing service provided by TISSOT

MotoGP™

RED BULL GRAND PRIX OF THE AMERICAS

Free Practice Nr. 2

Chronological Analysis of Performances

9

* Lap / Sector time cancelled **T1** Time from finish line to 1st intermediate **T3** Time from 2nd intermed. to 3rd intermed.
P Crossing the finish line in pit lane **T2** Time from 1st intermed. to 2nd intermed. **T4** Time from 3rd intermediate to finish line
****** Tyre data subject to further updates

Lap	Lap Time	T1	T2	T3	T4	Speed	Lap	Lap Time	T1	T2	T3	T4	Speed
1st	5	Johann ZARCO		DUCATI		FRA	Run # 3	Front Tyre	Slick-Soft	Rear Tyre	Slick-Soft		
		Pramac Racing						New Tyre	New Tyre				
		Runs=2	Total laps=16	Full laps=10			12	8'32.560	33.806	31.164	30.530	29.640	335.4
Run # 1	Front Tyre	Slick-Hard	Rear Tyre	Slick-Medium			13	2'02.789	34.559	29.814	30.077	28.339	337.5
		New Tyre	New Tyre				14	2'09.789 *	36.589*	33.486	30.930	28.784	335.4
1	2'35.116	35.295	32.249	31.776	29.060	336.4	15	2'09.950	34.472	32.289	32.578	30.611	325.3
2	2'05.548	35.751	30.420	30.792	28.585	337.5							
3	2'05.177	35.608	30.464	30.568	28.537	337.5							
4	2'04.907	35.196	30.436	30.698	28.577	337.5							
5	2'04.411	35.148	30.226	30.542	28.495	337.5							
6	2'11.796 P	37.521	30.538	30.541	33.196	340.6							
Run # 2	Front Tyre	Slick-Hard	Rear Tyre	Slick-Medium									
		6 Laps at start	6 Laps at start										
7	6'09.322	35.554	31.400	30.740	28.590	340.6							
8	2'03.993	34.939	30.222	30.441	28.391	340.6							
9	2'03.770	34.805	30.151	30.319	28.495	339.6							
10	2'04.152	34.903	30.278	30.458	28.513	339.6							
11	2'12.989 *	34.939	33.521*	34.406	30.123	317.6							
12	2'03.748	34.986	30.113	30.196	28.453	338.5							
13	2'15.066 P	39.052	30.184	30.523	35.307	335.4							
Run # 3	Front Tyre	Slick-Hard	Rear Tyre	Slick-Soft									
		New Tyre	New Tyre										
14	10'20.732 *	42.408	33.918*	31.112	28.406	338.5							
15	2'02.542	34.442	29.744	30.084	28.272	336.4							
16	2'07.831	38.793	30.058	30.640	28.340	339.6							
2nd	43	Jack MILLER		DUCATI		AUS	Run # 3	Front Tyre	Slick-Hard	Rear Tyre	Slick-Soft		
		Ducati Lenovo Team						New Tyre	New Tyre				
		Runs=2	Total laps=15	Full laps=9			14	7'38.653	33.923	31.509	31.641	29.273	330.2
Run # 1	Front Tyre	Slick-Hard	Rear Tyre	Slick-Medium			15	2'08.404	34.774	29.942	34.201	29.487	291.1
		New Tyre	New Tyre				16	2'02.837	34.534	30.012	30.205	28.086	333.3
1	2'51.147	34.574	31.573	31.161	28.904	335.4							
2	2'04.121	35.067	30.253	30.295	28.506	341.7							
3	2'06.148	34.836	30.303	30.656	30.353	345.0							
4	2'03.567	34.828	30.170	30.274	28.295	341.7							
5	2'17.005 P	37.922*	31.424	34.828	32.831	339.6							
Run # 2	Front Tyre	Slick-Hard	Rear Tyre	Slick-Medium									
		5 Laps at start	5 Laps at start										
6	10'16.333	35.357	31.920	31.154	29.057	337.5							
7	2'04.260	35.070	30.317	30.327	28.546	338.5							
8	2'04.183	35.042	30.203	30.408	28.530	339.6							
9	2'03.835	34.827	30.198	30.294	28.516	339.6							
10	2'04.579	35.214	30.240	30.504	28.621	337.5							
11	2'13.320 P	34.857	30.321	30.380	37.762	336.4							
4th	23	Enea BASTIANINI		DUCATI		ITA	Run # 1	Front Tyre	Slick-Hard	Rear Tyre	Slick-Medium		
		Gresini Racing MotoGP						New Tyre	New Tyre				
		Runs=2	Total laps=15	Full laps=10			1	2'38.492	36.061	32.347	31.689	29.661	341.7
Run # 1	Front Tyre	Slick-Hard	Rear Tyre	Slick-Medium			2	2'17.585	36.020	36.158	32.128	33.279	325.3
		New Tyre	New Tyre				3	2'04.377	35.129	30.245	30.462	28.541	346.1
1	2'38.492	36.061	32.347	31.689	29.661	341.7	4	2'03.783	34.901	30.065	30.452	28.365	342.8
2	2'17.585	36.020	36.158	32.128	33.279	325.3	5	2'11.835 P	37.466	31.172	31.191	32.006	340.6
3	2'04.377	35.129	30.245	30.462	28.541	346.1							
4	2'03.783	34.901	30.065	30.452	28.365	342.8							
5	2'11.835 P	37.466	31.172	31.191	32.006	340.6							

Fastest Lap: Johann ZARCO Pramac Racing FRA **2'02.542** 34.442 29.744 30.084 28.272

These data/results cannot be reproduced, stored and/or transmitted in whole or in part by any manner of electronic, mechanical, photocopying, recording, broadcasting or otherwise now known or herein after developed without the previous express consent by the copyright owner, except for reproduction in daily press and regular printed publications on sale to the public within 60 days of the event related to those data/results and always provided that copyright symbol appears together as follows below.
© DORNA, 2022

Official MotoGP Timing by TISSOT
www.motogp.com

Austin, Friday, April 08, 2022

Page 1 of 6



Free Practice Nr. 2

MotoGP

Lap	Lap Time	T1	T2	T3	T4	Speed	Lap	Lap Time	T1	T2	T3	T4	Speed				
Run # 2	<i>Front Tyre</i>	Slick-Hard	<i>Rear Tyre</i>	Slick-Medium				Run # 2	<i>Front Tyre</i>	Slick-Hard	<i>Rear Tyre</i>	Slick-Medium					
5 Laps at start						5 Laps at start						7 Laps at start					
6	12'21.834	34.732	31.657	30.957	29.043	341.7	8	6'50.491	35.738	31.963	31.684	29.221	336.4				
7	2'10.615	41.421	30.267	30.484	28.443	341.7	9	2'08.637 *	36.980*	31.560	31.062	29.035	338.5				
8	2'04.007	35.068	30.028	30.372	28.539	342.8	10	2'06.990 *	35.137	30.049	30.515	31.289*	335.4				
9	2'03.793	35.002	30.044	30.422	28.325	341.7	11	2'06.739	35.143	31.030	31.451	29.115	335.4				
10	2'03.854	34.812	30.196	30.290	28.556	340.6	12	2'03.826	34.934	30.020	30.307	28.565	334.3				
11	2'15.180 P	37.579	32.567	31.928	33.106	336.4	13	2'17.854 P	37.128*	31.991	35.395	33.340	336.4				
Run # 3	<i>Front Tyre</i>	Slick-Hard	<i>Rear Tyre</i>	Slick-Soft				Run # 3	<i>Front Tyre</i>	Slick-Hard	<i>Rear Tyre</i>	Slick-Soft					
New Tyre						New Tyre						New Tyre					
12	6'05.712 *	32.930	30.873	30.512	28.616*	337.5	14	7'15.781	34.900	30.959	31.442	29.879	337.5				
13	2'13.121	40.221	32.190	31.884	28.826	334.3	15	2'03.041	34.722	29.711	30.047	28.561	336.4				
14	2'03.022	34.733	29.735	30.336	28.218	339.6	16	2'12.415 *	38.232*	33.524	31.467	29.192	334.3				
15	2'02.884	34.535	30.054	30.196	28.099	341.7	17	2'16.649 *	34.922	32.253*	37.703	31.771	325.3				

5th 42 Alex RINS SUZUKI SPA
Team SUZUKI ECSTAR
Runs=2 Total laps=19 Full laps=13

Run #	Front Tyre	Slick-Hard	Rear Tyre	Slick-Medium	Speed
Run # 1	<i>Front Tyre</i>	Slick-Hard	<i>Rear Tyre</i>	Slick-Medium	
New Tyre		7 Laps at start			
1	2'41.699	35.113	31.924	31.812	29.314 337.5
2	2'05.827	35.466	30.706	30.876	28.779 337.5
3	2'04.436	34.970	30.293	30.650	28.523 338.5
4	2'04.475	35.076	30.358	30.612	28.429 337.5
5	2'04.345	34.925	30.360	30.652	28.408 340.6
6	2'04.227	35.022	30.213	30.556	28.436 343.9
7	2'16.552 P	39.564*	31.922	31.957	33.109 330.2
Run # 2	<i>Front Tyre</i>	Slick-Hard	<i>Rear Tyre</i>	Slick-Soft	
New Tyre		New Tyre			
8	5'05.012	34.509	31.363	30.999	28.791 341.7
9	2'03.030	34.648	29.931	30.250	28.201 343.9
10	2'03.132	34.559	30.023	30.318	28.232 342.8
11	2'15.281 P	37.955*	31.110	31.967	34.249 340.6
Run # 3	<i>Front Tyre</i>	Slick-Hard	<i>Rear Tyre</i>	Slick-Soft	
4 Laps at start		4 Laps at start			
12	5'24.999	38.313	31.015	31.014	28.684 336.4
13	2'03.680	34.598	30.305	30.497	28.280 338.5
14	2'03.694	34.659	30.103	30.517	28.415 337.5
15	2'04.144	34.845	30.123	30.792	28.384 335.4
16	2'03.768	34.701	30.259	30.424	28.384 338.5
17	2'03.400	34.580	30.107	30.439	28.274 338.5
18	2'03.734	34.688	30.088	30.557	28.401 338.5
19	2'21.051 *	46.530*	32.319	32.962	29.240 333.3

6th 93 Marc MARQUEZ HONDA SPA
Repsol Honda Team
Runs=2 Total laps=17 Full laps=8

Run #	Front Tyre	Slick-Hard	Rear Tyre	Slick-Medium	Speed
Run # 1	<i>Front Tyre</i>	Slick-Hard	<i>Rear Tyre</i>	Slick-Medium	
New Tyre		New Tyre			
1	2'57.698	36.863	32.419	32.298	29.619 337.5
2	2'07.821	36.478	30.773	31.041	29.529 339.6
3	2'05.458	35.736	30.276	30.605	28.841 338.5
4	2'07.348	36.170	30.658	31.055	29.465 340.6
5	2'11.198	35.010	30.044	36.637	29.507 342.8
6	2'04.003	35.071	30.027	30.363	28.542 340.6
7	2'16.117 P	38.504*	32.452	32.026	33.135 337.5

7th 12 Maverick VIÑALES APRILIA SPA
Aprilia Racing
Runs=2 Total laps=17 Full laps=9

Run #	Front Tyre	Slick-Hard	Rear Tyre	Slick-Medium	Speed
Run # 1	<i>Front Tyre</i>	Slick-Hard	<i>Rear Tyre</i>	Slick-Medium	
New Tyre		New Tyre			
1	3'22.478	34.568	31.896	31.292	28.967 335.4
2	2'05.219	35.335	30.443	30.812	28.629 337.5
3	2'04.920 *	35.111	30.607*	30.713	28.489 338.5
4	2'04.513	34.990	30.273	30.649	28.601 337.5
5	2'04.539	35.021	30.369	30.691	28.458 336.4
6	2'04.012	34.845	30.267	30.554	28.346 338.5
7	2'08.534	34.795	30.403	34.301	29.035 339.6
8	2'03.970 *	34.769	30.252*	30.417	28.532 340.6
9	2'03.707	34.690	30.175	30.521	28.321 341.7
10	2'07.743	37.038	31.290	30.539	28.876 339.6
11	2'10.555 P	37.737	30.189	30.329	32.300 339.6
Run # 2	<i>Front Tyre</i>	Slick-Hard	<i>Rear Tyre</i>	Slick-Medium	
11 Laps at start		11 Laps at start			
12	7'02.060	32.999	31.025	31.135	28.413 333.3
13	2'03.765	34.952	30.142	30.244	28.427 338.5
14	2'06.912 P	34.695	30.089	30.257	31.871 337.5
Run # 3	<i>Front Tyre</i>	Slick-Hard	<i>Rear Tyre</i>	Slick-Soft	
New Tyre		New Tyre			
15	5'22.068	34.352	30.800	31.081	28.608 336.4
16	2'03.085	34.533	29.961	30.382	28.209 338.5
17	2'07.129 *	38.114	30.313*	30.413	28.289 342.8

8th 36 Joan MIR SUZUKI SPA
Team SUZUKI ECSTAR
Runs=2 Total laps=17 Full laps=11

Run #	Front Tyre	Slick-Hard	Rear Tyre	Slick-Medium	Speed
Run # 1	<i>Front Tyre</i>	Slick-Hard	<i>Rear Tyre</i>	Slick-Medium	
New Tyre		New Tyre			
1	2'12.006	34.813	32.349	31.729	29.182 332.3
2	2'06.298	35.889	30.778	30.850	28.781 338.5
3	2'05.339 *	35.423	30.684*	30.725	28.507 336.4
4	2'04.658	35.154	30.318	30.716	28.470 337.5
5	2'04.647	35.157	30.437	30.626	28.427 339.6
6	2'17.586	42.753	34.342	31.693	28.798 341.7
7	2'03.924	34.945	30.301	30.299	28.379 339.6
8	2'20.047 P	38.846	32.995	32.824	35.382 330.2

Fastest Lap: Johann ZARCO Pramac Racing FRA **2'02.542** 34.442 29.744 30.084 28.272

These data/results cannot be reproduced, stored and/or transmitted in whole or in part by any manner of electronic, mechanical, photocopying, recording, broadcasting or otherwise now known or herein after developed without the previous express consent by the copyright owner, except for reproduction in daily press and regular printed publications on sale to the public within 60 days of the event related to those data/results and always provided that copyright symbol appears together as follows below.
© DORNA, 2022



Free Practice Nr. 2

MotoGP

Lap	Lap Time	T1	T2	T3	T4	Speed	Lap	Lap Time	T1	T2	T3	T4	Speed
Run # 2	<i>Front Tyre</i>	Slick-Hard	<i>Rear Tyre</i>	Slick-Medium									
		8 Laps at start		8 Laps at start									
9	7'39.361	33.493	31.013	30.525	28.913	340.6	10	2'09.987 *	40.100*	30.832	30.582	28.473	336.4
10	2'05.218	35.989	30.276	30.545	28.408	340.6	11	2'04.025	34.874	30.081	30.618	28.452	335.4
11	2'03.854	34.923	30.257	30.383	28.291	341.7	12	2'14.878 P	35.427*	31.867	33.025	34.559	320.4
12	2'16.806 P	38.284	32.607	32.283	33.632	337.5							
Run # 3	<i>Front Tyre</i>	Slick-Hard	<i>Rear Tyre</i>	Slick-Soft									
		New Tyre		New Tyre									
13	5'16.906	33.595	31.518	31.119	28.681	337.5	13	8'35.010	31.663	31.103	30.869	28.308	332.3
14	2'03.946	34.987	30.086	30.528	28.345	336.4	14	2'03.355	34.776	29.925	30.307	28.347	332.3
15	2'03.143	34.710	29.988	30.279	28.166	338.5	15	2'07.395	34.806	32.771	31.068	28.750	329.2
16	2'15.848	44.957	31.750	30.788	28.353	339.6	16	2'04.032	34.812	30.238	30.572	28.410	340.6
17	2'14.106	34.781	30.166	39.508	29.651	340.6							
9th	63	Francesco BAGNAIA		DUCATI	ITA								
		Ducati Lenovo Team											
		Runs=2	Total laps=16	Full laps=7									
Run # 1	<i>Front Tyre</i>	Slick-Hard	<i>Rear Tyre</i>	Slick-Medium									
		New Tyre		New Tyre									
1	2'48.305	36.063	32.004	31.812	29.200	334.3	1	2'59.450	35.185	32.311	31.542	28.997	337.5
2	2'06.139	35.509	30.791	30.944	28.895	340.6	2	2'08.951	35.748	30.865	30.865	31.473	341.7
3	2'04.840	35.343	30.549	30.529	28.419	343.9	3	2'04.688	35.434	30.335	30.604	28.315	340.6
4	2'04.378	35.015	30.254	30.701	28.408	338.5	4	2'04.546	35.080	30.224	30.685	28.557	342.8
5	2'14.183 *	41.392*	32.775	31.002	29.014	341.7	5	2'04.006	35.112	30.010	30.575	28.309	342.8
6	2'03.990	35.059	30.132	30.389	28.410	338.5	6	2'09.281	35.082	31.324	33.032	29.843	326.2
7	2'13.104 P	37.714*	31.366	31.493	32.531	336.4	7	2'04.033	34.879	30.331	30.434	28.389	340.6
8	7'06.598	32.990	30.702	30.548	28.529	338.5	8	2'03.809	34.967	30.088	30.355	28.399	339.6
9	2'09.375 *	35.595	30.320	34.624	28.836*	337.5	9	2'16.204 P	37.608	32.640	32.969	32.987	336.4
10	2'03.963	34.941	30.056	30.558	28.408	338.5	Run # 2	<i>Front Tyre</i>	Slick-Hard	<i>Rear Tyre</i>	Slick-Medium		
11	2'03.521	34.842	30.017	30.355	28.307	336.4			9 Laps at start		9 Laps at start		
12	2'16.131 P	39.508*	31.718	31.748	33.157	335.4	10	7'21.252	34.444	31.608	30.788	28.369	337.5
13	9'34.113	35.918	30.843	31.182	28.307	333.3	11	2'03.741	34.865	30.123	30.520	28.233	337.5
14	2'07.174 *	38.144*	30.347	30.477	28.206	333.3	12	2'08.778 P	34.883	30.308	30.622	32.965	336.4
15	2'03.187	34.559	30.241	30.241	28.146	338.5	Run # 3	<i>Front Tyre</i>	Slick-Hard	<i>Rear Tyre</i>	Slick-Soft		
16	2'13.541 *	34.786	34.044*	34.178	30.533	314.8			New Tyre		New Tyre		
17	9'34.113	35.918	30.843	31.182	28.307	333.3	13	8'44.904	33.616	31.184	31.322	28.606	335.4
18	2'07.174 *	38.144*	30.347	30.477	28.206	333.3	14	2'03.755	34.826	30.228	30.376	28.325	336.4
19	2'03.187	34.559	30.241	30.241	28.146	338.5	15	2'07.338	34.629	32.929	31.408	28.372	314.8
20	2'13.541 *	34.786	34.044*	34.178	30.533	314.8	16	2'03.370	34.758	30.159	30.276	28.177	339.6
10th	89	Jorge MARTIN		DUCATI	SPA								
		Pramac Racing											
		Runs=2	Total laps=16	Full laps=9									
Run # 1	<i>Front Tyre</i>	Slick-Hard	<i>Rear Tyre</i>	Slick-Soft									
		New Tyre		New Tyre									
1	2'48.935	35.820	31.907	32.151	29.147	336.4	1	2'21.219	35.747	32.286	31.529	29.568	337.5
2	2'17.500	35.152	30.510	41.755	30.083	335.4	2	2'08.952	37.438	31.202	31.289	29.023	339.6
3	2'04.680	34.975	30.305	30.627	28.773	342.8	3	2'05.936	35.559	30.638	30.978	28.761	339.6
4	2'05.562 *	35.027	31.405*	30.784	28.346	331.2	4	2'10.889	35.373	33.606	32.200	29.710	327.2
5	2'04.226	35.094	30.120	30.487	28.525	335.4	5	2'09.965	35.298	33.632	32.150	28.885	316.7
6	2'18.290 P	39.474*	32.043	31.388	35.385	334.3	6	2'04.783	35.111	30.466	30.557	28.649	339.6
7	7'24.564	33.739	31.386	32.751	28.722	325.3	7	2'16.581	42.257	32.217	32.872	29.235	313.9
8	2'04.129	35.030	30.216	30.437	28.446	333.3	8	2'09.778	35.050	30.337	34.659	29.732	340.6
9	2'04.299	35.014	30.134	30.636	28.515	333.3	9	2'04.210	34.923	30.399	30.363	28.525	340.6
10	2'16.835 P	38.221*	32.549	32.789	33.276	336.4	10	2'16.835 P	38.221*	32.549	32.789	33.276	336.4
11	6'06.099 *	33.594	30.882	30.985	28.944*	337.5	Run # 2	<i>Front Tyre</i>	Slick-Hard	<i>Rear Tyre</i>	Slick-Medium		
12	2'04.426	35.012	30.193	30.610	28.611	340.6			10 Laps at start		10 Laps at start		
13	2'19.579 P	42.700	31.798	32.307	32.774	336.4	11	6'06.099 *	33.594	30.882	30.985	28.944*	337.5
14	2'19.579 P	42.700	31.798	32.307	32.774	336.4	12	2'04.426	35.012	30.193	30.610	28.611	340.6
15	2'19.579 P	42.700	31.798	32.307	32.774	336.4	13	2'19.579 P	42.700	31.798	32.307	32.774	336.4

Fastest Lap: Johann ZARCO Pramac Racing FRA **2'02.542** 34.442 29.744 30.084 28.272

These data/results cannot be reproduced, stored and/or transmitted in whole or in part by any manner of electronic, mechanical, photocopying, recording, broadcasting or otherwise now known or herein after developed without the previous express consent by the copyright owner, except for reproduction in daily press and regular printed publications on sale to the public within 60 days of the event related to those data/results and always provided that copyright symbol appears together as follows below.
© DORNA, 2022

Official MotoGP Timing by TISSOT
www.motogp.com

Austin, Friday, April 08, 2022



Free Practice Nr. 2

MotoGP

Lap	Lap Time	T1	T2	T3	T4	Speed	Lap	Lap Time	T1	T2	T3	T4	Speed
Run # 3	Front Tyre	Slick-Hard		Rear Tyre	Slick-Soft		15	2'07.137	34.961	30.280	33.320	28.576	327.2
		New Tyre			New Tyre		16	2'03.562	34.760	30.143	30.392	28.267	336.4
14	7'59.439	31.784	30.744	30.692	28.608	338.5							
15	2'06.501 *	35.146*	32.016	30.615	28.724	336.4							
16	2'11.392	35.077	33.920	33.683	28.712	324.3							
17	2'03.438	34.757	30.047	30.321	28.313	338.5							
15th 4	Andrea DOVIZIOSO		KTM	RSA									
	Red Bull KTM Factory Racing												
		YAMAHA		ITA									
		WithU Yamaha RNF MotoGP Team											
		Runs=2	Total laps=16	Full laps=11									
Run # 1	Front Tyre	Slick-Hard		Rear Tyre	Slick-Medium								
		New Tyre			New Tyre								
1	2'16.132	34.643	31.741	31.653	29.447	336.4							
2	2'06.055	35.529	30.808	30.964	28.754	338.5							
3	2'05.534	35.507	30.420	30.759	28.848	339.6							
4	2'04.306	34.985	30.244	30.645	28.432	338.5							
5	2'10.506	35.541	30.363	34.317	30.285	336.4							
6	2'09.945 P	34.973	30.330	30.713	33.929	333.3							
Run # 2	Front Tyre	Slick-Hard		Rear Tyre	Slick-Medium								
		6 Laps at start			6 Laps at start								
7	7'01.869	37.167	31.677	31.530	29.007	335.4							
8	2'05.279	34.959	30.918	30.882	28.520	335.4							
9	2'04.359	34.715	30.294	30.722	28.628	334.3							
10	2'03.964	34.773	30.227	30.478	28.486	333.3							
11	2'12.376	37.216	34.718	31.605	28.837	333.3							
12	2'09.359 P	34.972	30.339	31.337	32.711	331.2							
Run # 3	Front Tyre	Slick-Soft		Rear Tyre	Slick-Soft								
		New Tyre			New Tyre								
13	9'11.381	33.824	31.150	30.980	28.659	328.2							
14	2'04.450	34.871	30.386	30.888	28.305	330.2							
15	2'03.706	34.761	30.060	30.615	28.270	328.2							
16	2'15.881	34.777	36.155	34.563	30.386	319.5							
16th 73	Alex MARQUEZ		HONDA	SPA									
	LCR Honda CASTROL												
		Runs=2	Total laps=14	Full laps=9									
Run # 1	Front Tyre	Slick-Hard		Rear Tyre	Slick-Medium								
		New Tyre			New Tyre								
1	2'15.948	34.568	31.784	31.613	29.551	342.8							
2	2'06.141	35.577	30.767	30.804	28.993	341.7							
3	2'05.060	35.235	30.432	30.511	28.882	341.7							
4	2'04.792	35.149	30.318	30.539	28.786	340.6							
5	2'11.106 P	35.186	30.557	32.180	33.183	341.7							
Run # 2	Front Tyre	Slick-Hard		Rear Tyre	Slick-Medium								
		5 Laps at start			5 Laps at start								
6	7'01.804	34.425	31.259	31.299	29.208	341.7							
7	2'05.442	35.335	30.525	30.725	28.857	345.0							
8	2'10.296	35.470	30.556	30.837	33.433	341.7							
9	2'04.811	35.094	30.429	30.597	28.691	343.9							
10	2'14.985 P	38.930	31.199	31.983	32.873	340.6							
Run # 3	Front Tyre	Slick-Hard		Rear Tyre	Slick-Soft								
		New Tyre			New Tyre								
11	14'12.242	35.407	30.957	31.100	28.806	341.7							
12	2'04.014	35.008	30.091	30.348	28.567	342.8							
13	2'03.795	34.832	30.010	30.449	28.504	341.7							
14	2'08.582	34.891	31.598	31.579	30.514	333.3							
14th 10	Luca MARINI		DUCATI	ITA									
	Mooney VR46 Racing Team												
		Runs=2	Total laps=16	Full laps=11									
Run # 1	Front Tyre	Slick-Hard		Rear Tyre	Slick-Medium								
		New Tyre			New Tyre								
1	2'22.690	35.431	31.690	32.005	29.538	332.3							
2	2'08.597	36.191	31.448	31.328	29.630	335.4							
3	2'05.280	35.403	30.388	30.726	28.763	337.5							
4	2'05.238	35.349	30.438	30.760	28.691	331.2							
5	2'05.232	35.279	30.572	30.690	28.691	333.3							
6	2'05.247	35.397	30.469	30.679	28.702	335.4							
7	2'10.260 P	35.296	30.575	30.637	33.752	333.3							
Run # 2	Front Tyre	Slick-Hard		Rear Tyre	Slick-Medium								
		7 Laps at start			7 Laps at start								
8	8'29.374	37.013	31.108	31.968	28.909	331.2							
9	2'10.073	39.629	30.748	30.926	28.770	332.3							
10	2'11.259	35.237	30.265	34.403	31.354	336.4							
11	2'04.447	35.071	30.318	30.584	28.474	335.4							
12	2'04.334	35.054	30.228	30.523	28.529	330.2							
13	2'16.279 P	39.063*	32.159	32.121	32.936	321.4							
Run # 3	Front Tyre	Slick-Hard		Rear Tyre	Slick-Soft								
		New Tyre			New Tyre								
14	6'31.009	34.542	30.885	31.118	28.685	334.3							

Fastest Lap: Johann ZARCO Pramac Racing FRA **2'02.542** 34.442 29.744 30.084 28.272

These data/results cannot be reproduced, stored and/or transmitted in whole or in part by any manner of electronic, mechanical, photocopying, recording, broadcasting or otherwise now known or herein after developed without the previous express consent by the copyright owner, except for reproduction in daily press and regular printed publications on sale to the public within 60 days of the event related to those data/results and always provided that copyright symbol appears together as follows below.
© DORNA, 2022

Official MotoGP Timing by **TISSOT**
www.motogp.com

Austin, Friday, April 08, 2022

Page 4 of 6



Free Practice Nr. 2

MotoGP

Lap	Lap Time	T1	T2	T3	T4	Speed	Lap	Lap Time	T1	T2	T3	T4	Speed
17th	30	Takaaki NAKAGAMI		HONDA		JPN	3	2'05.235	35.184	30.562	30.805	28.684	336.4
		LCR Honda IDEMITSU					4	2'05.351	35.074	30.528	30.822	28.927	336.4
		Runs=2		Total laps=17		Full laps=11	5	2'05.046	34.906	30.632	30.676	28.832	337.5
		Run # 1		Front Tyre Slick-Hard		Rear Tyre Slick-Medium	6	2'16.095	36.779*	32.606	32.345	34.365	334.3
				New Tyre		New Tyre							
		1	2'42.571	35.807	32.266	33.558	30.518	340.6					
		2	2'07.548	35.981	31.548	31.110	28.909	340.6					
		3	2'05.162	35.315	30.502	30.781	28.564	340.6					
		4	2'14.580	43.986	30.722	30.999	28.873	338.5					
		5	2'05.047	35.131	30.261	31.100	28.555	341.7					
		6	2'18.532	P 40.004*	33.537	32.341	32.650	334.3					
		Run # 2	Front Tyre Slick-Hard		Rear Tyre Slick-Medium								
			6 Laps at start		6 Laps at start								
		7	6'42.004	34.660	31.559	31.511	28.937	338.5					
		8	2'14.924	40.872	31.693	33.457	28.902	339.6					
		9	2'04.549	35.217	30.239	30.566	28.527	340.6					
		10	2'09.800	35.223	30.394	32.482	31.701	338.5					
		11	2'06.148	35.118	30.506	31.605	28.919	339.6					
		12	2'04.515	35.009	30.255	30.702	28.549	335.4					
		13	2'15.397	P 37.905*	31.963	32.215	33.314	331.2					
		Run # 3	Front Tyre Slick-Soft		Rear Tyre Slick-Soft								
			New Tyre		New Tyre								
		14	7'18.441	34.006	31.051	32.213	28.656	334.3					
		15	2'04.074	34.939	30.149	30.624	28.362	340.6					
		16	2'23.504	46.108	33.480	35.505	28.411	253.5					
		17	2'03.648	* 34.846	29.954*	30.534	28.314	340.6					
20th	87	Remy GARDNER		KTM		AUS							
		Tech3 KTM Factory Racing											
		Runs=2		Total laps=15		Full laps=9							
		Run # 1	Front Tyre Slick-Hard		Rear Tyre Slick-Medium								
			New Tyre		New Tyre								
		1	2'39.237	36.952	35.120	34.508	35.182	315.7					
		2	2'12.150	36.137	31.873	35.216	28.924	277.6					
		3	2'05.389	35.345	30.566	30.820	28.658	337.5					
		4	2'05.609	35.200	30.595	31.153	28.661	330.2					
		5	2'05.493	35.304	30.476	31.036	28.677	331.2					
		6	2'23.959	P 40.574	35.667	31.235	36.483	335.4					
		Run # 2	Front Tyre Slick-Hard		Rear Tyre Slick-Medium								
			6 Laps at start		10 Laps at start								
		7	9'41.620	39.212	34.895	32.618	31.262	325.3					
		8	2'05.706	* 35.483	30.533*	30.870	28.820	330.2					
		9	2'23.523	35.839	30.592	40.683	36.409	329.2					
		10	2'05.366	35.311	30.641	30.737	28.677	327.2					
		11	2'18.839	P 37.790*	32.635	35.459	32.955	321.4					
		Run # 3	Front Tyre Slick-Hard		Rear Tyre Slick-Soft								
			New Tyre		New Tyre								
		12	8'12.089	* 51.433	32.577*	32.268	28.673	326.2					
		13	2'06.846	35.057	31.537	31.485	28.767	321.4					
		14	2'04.535	34.874	30.308	30.842	28.511	326.2					
		15	2'08.167	35.105	30.391	31.088	31.583	328.2					
18th	49	Fabio DI GIANNANTON		DUCATI		ITA							
		Gresini Racing MotoGP											
		Runs=2		Total laps=12		Full laps=5							
		Run # 1	Front Tyre Slick-Hard		Rear Tyre Slick-Soft								
			New Tyre		New Tyre								
		1	2'42.196	34.729	32.068	32.350	30.971	338.5					
		2	2'06.167	35.470	30.671	31.000	29.026	337.5					
		3	2'05.523	* 35.313	30.500*	30.907	28.803	337.5					
		4	2'05.410	35.198	30.555	30.998	28.659	335.4					
		5	2'17.759	P 35.387	34.148	35.556	32.668	324.3					
		Run # 2	Front Tyre Slick-Hard		Rear Tyre Slick-Soft								
			5 Laps at start		5 Laps at start								
		6	12'49.359	36.417	31.515	31.657	32.621	333.3					
		7	2'06.234	35.659	30.524	31.097	28.954	335.4					
		8	2'05.837	35.379	30.580	30.999	28.879	334.3					
		9	2'13.011	P 35.339	30.737	31.036	35.899	333.3					
		Run # 3	Front Tyre Slick-Hard		Rear Tyre Slick-Soft								
			New Tyre		New Tyre								
		10	10'26.988	33.907	31.454	31.517	29.061	332.3					
		11	2'04.883	* 34.962	30.378*	30.843	28.700	332.3					
		12	2'04.367	34.808	30.351	30.618	28.590	338.5					
19th	72	Marco BEZZECCHI		DUCATI		ITA							
		Mooney VR46 Racing Team											
		Runs=2		Total laps=14		Full laps=9							
		Run # 1	Front Tyre Slick-Hard		Rear Tyre Slick-Medium								
			New Tyre		New Tyre								
		1	3'48.456	35.787	32.091	32.062	29.981	333.3					
		2	2'07.739	36.029	31.090	31.695	28.925	335.4					
21st	21	Franco MORBIDELLI		YAMAHA		ITA							
		Monster Energy Yamaha MotoGP											
		Runs=2		Total laps=15		Full laps=8							
		Run # 1	Front Tyre Slick-Hard		Rear Tyre Slick-Medium								
			New Tyre		New Tyre								
		1	2'13.044	35.792	32.061	31.966	29.288	322.3					
		2	2'06.190	35.678	30.648	31.037	28.827	331.2					
		3	2'05.290	35.372	30.575	30.662	28.681	330.2					
		4	2'04.800	35.121	30.363	30.724	28.592	328.2					
		5	2'04.827	34.979	30.481	30.757	28.610	331.2					
		6	2'21.921	P 41.077*	36.139*	31.452	33.253	328.2					
		Run # 2	Front Tyre Slick-Hard		Rear Tyre Slick-Medium								
			6 Laps at start		6 Laps at start								
		7	7'20.536	33.666	30.890	31.239	28.703	304.2					

Fastest Lap: Johann ZARCO Pramac Racing FRA 2'02.542 34.442 29.744 30.084 28.272

These data/results cannot be reproduced, stored and/or transmitted in whole or in part by any manner of electronic, mechanical, photocopying, recording, broadcasting or otherwise now known or herein after developed without the previous express consent by the copyright owner, except for reproduction in daily press and regular printed publications on sale to the public within 60 days of the event related to those data/results and always provided that copyright symbol appears together as follows below.
© DORNA, 2022

Official MotoGP Timing by TISSOT
www.motogp.com

Austin, Friday, April 08, 2022

Page 5 of 6



Free Practice Nr. 2

MotoGP

Lap	Lap Time	T1	T2	T3	T4	Speed	Lap	Lap Time	T1	T2	T3	T4	Speed
8	2'07.797	38.061	30.595	30.541	28.600	328.2	Run # 3	Front Tyre	Slick-Hard	Rear Tyre	Slick-Soft		
9	2'04.981 *	34.980	30.322*	30.932	28.747	328.2		New Tyre		New Tyre			
10	2'04.664	34.942	30.248	30.742	28.732	329.2	13	7'47.924	35.171	31.015	31.152	28.716	333.3
11	2'23.145 P	39.458	32.303	38.118	33.266	213.4	14	2'07.200	36.948	30.644	30.884	28.724	330.2
							15	2'11.772	35.097	32.549	35.205	28.921	329.2

22nd 40 **Darryn BINDER** YAMAHA RSA
WithU Yamaha RNF MotoGP Team
Runs=3 Total laps=16 Full laps=6

Run #	1	Front Tyre	missing data	Rear Tyre	missing data	Speed
			Laps at start		13 Laps at start	
1	2'16.833	35.360	32.540	32.587	30.149	332.3
2	2'15.206	36.384	31.091	37.174	30.557	340.6
3	2'05.949	35.360	30.724	31.083	28.782	340.6
4	2'07.093	35.583	31.079	31.414	29.017	336.4
5	2'13.722	42.060	31.287	31.473	28.902	334.3
6	2'05.983 *	35.373	30.683*	31.073	28.854	339.6
7	2'16.118 P	38.677	32.164	31.967	33.310	329.2
8	8'08.187	39.611	35.309	35.082	29.274	297.5
9	2'08.432 *	35.552	30.847*	32.509	29.524	339.6
10	2'18.444 *	35.565	30.825	40.761	31.293*	336.4
11	2'04.883	34.991	30.523	30.875	28.494	340.6
12	2'19.326 P	38.184	32.048	34.858	34.236	320.4
13	7'53.916	43.746	31.262	31.085	28.509	336.4
14	2'12.343 *	40.558*	32.040	31.137	28.608	337.5
15	2'04.679	34.791	30.366	30.661	28.861	339.6
16	3'58.073 P	34.869	2'04.307	42.503	36.394	199.2

23rd 25 **Raul FERNANDEZ** KTM SPA
Tech3 KTM Factory Racing
Runs=2 Total laps=15 Full laps=10

Run #	1	Front Tyre	Slick-Hard	Rear Tyre	Slick-Medium	Speed
			New Tyre		New Tyre	
1	2'39.915	36.744	35.528	34.759	33.903	313.0
2	2'13.028	35.812	32.247	36.057	28.912	235.2
3	2'05.414	35.141	30.411	31.125	28.737	335.4
4	2'11.917	35.244	33.073	32.181	31.419	334.3
5	2'07.912	35.241	30.503	32.423	29.745	335.4
6	2'04.770	35.159	30.430	30.605	28.576	334.3
7	2'16.214 P	37.395*	32.573	32.024	34.222	326.2
8	8'43.861	35.019	31.195	31.030	29.011	331.2
9	2'11.672	37.825	30.824	32.202	30.821	328.2
10	2'05.758	35.529	30.613	30.877	28.739	328.2
11	2'05.844	35.189	30.737	30.999	28.919	326.2
12	2'15.966 P	37.356*	32.995	32.401	33.214	317.6

Fastest Lap: Johann ZARCO Pramac Racing FRA 2'02.542 34.442 29.744 30.084 28.272

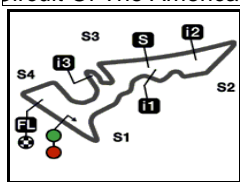
These data/results cannot be reproduced, stored and/or transmitted in whole or in part by any manner of electronic, mechanical, photocopying, recording, broadcasting or otherwise now known or herein after developed without the previous express consent by the copyright owner, except for reproduction in daily press and regular printed publications on sale to the public within 60 days of the event related to those data/results and always provided that copyright symbol appears together as follows below.
© DORNA, 2022

Official MotoGP Timing by **TISSOT**
www.motogp.com

Austin, Friday, April 08, 2022

Page 6 of 6





5513 m.

RED BULL GRAND PRIX OF THE AMERICAS

Free Practice Nr. 2

Best Partial Times

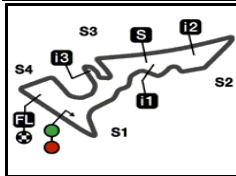
MotoGP™

IT Ideal Lap Time, sum of the best partial times*BT* Best Lap Time

T1		T2		T3		T4				<i>IT</i>	<i>BT</i>	
<i>Pos</i>	<i>Rider</i>	<i>Time</i>	<i>Rider</i>	<i>Time</i>	<i>Rider</i>	<i>Time</i>	<i>Rider</i>	<i>Time</i>	<i>Pos</i>	<i>Rider</i>	<i>IT</i>	<i>BT</i>
1	J.ZARCO	34.442	M.MARQUEZ	29.711	M.MARQUEZ	30.047	F.QUARTARARO	28.086	1	J.ZARCO	2'02.542	2'02.542 (1)
2	J.MILLER	34.472	E.BASTIANINI	29.735	J.MILLER	30.077	E.BASTIANINI	28.099	2	E.BASTIANINI	2'02.565	2'02.884 (4)
3	M.VIÑALES	34.533	J.ZARCO	29.744	J.ZARCO	30.084	F.BAGNAIA	28.146	3	J.MILLER	2'02.658	2'02.789 (2)
4	F.QUARTARARO	34.534	J.MILLER	29.814	E.BASTIANINI	30.196	J.MIR	28.166	4	F.QUARTARAR	2'02.767	2'02.837 (3)
5	E.BASTIANINI	34.535	J.MARTIN	29.925	F.QUARTARARO	30.205	A.ESPARGARO	28.177	5	A.RINS	2'02.941	2'03.030 (5)
6	A.RINS	34.559	A.RINS	29.931	F.BAGNAIA	30.241	A.RINS	28.201	6	M.VIÑALES	2'02.947	2'03.085 (7)
7	F.BAGNAIA	34.559	F.QUARTARARO	29.942	M.VIÑALES	30.244	M.VIÑALES	28.209	7	F.BAGNAIA	2'02.963	2'03.187 (9)
8	A.ESPARGARO	34.629	B.BINDER	29.949	A.RINS	30.250	L.MARINI	28.267	8	M.MARQUEZ	2'03.022	2'03.041 (6)
9	J.MIR	34.710	M.VIÑALES	29.961	A.ESPARGARO	30.276	A.DOVIZIOSO	28.270	9	A.ESPARGAR	2'03.092	2'03.370 (11)
10	A.DOVIZIOSO	34.715	J.MIR	29.988	J.MIR	30.279	J.ZARCO	28.272	10	J.MIR	2'03.143	2'03.143 (8)
11	B.BINDER	34.720	A.ESPARGARO	30.010	J.MARTIN	30.307	J.MILLER	28.295	11	B.BINDER	2'03.310	2'03.538 (13)
12	M.MARQUEZ	34.722	A.MARQUEZ	30.010	B.BINDER	30.316	J.MARTIN	28.308	12	J.MARTIN	2'03.316	2'03.355 (10)
13	P.ESPARGARO	34.757	F.BAGNAIA	30.017	P.ESPARGARO	30.321	P.ESPARGARO	28.313	13	P.ESPARGAR	2'03.438	2'03.438 (12)
14	L.MARINI	34.760	P.ESPARGARO	30.047	A.MARQUEZ	30.348	T.NAKAGAMI	28.314	14	A.DOVIZIOSO	2'03.523	2'03.706 (15)
15	J.MARTIN	34.776	A.DOVIZIOSO	30.060	L.MARINI	30.392	B.BINDER	28.325	15	L.MARINI	2'03.562	2'03.562 (14)
16	D.BINDER	34.791	L.MARINI	30.143	A.DOVIZIOSO	30.478	F.MORBIDELLI	28.400	16	A.MARQUEZ	2'03.694	2'03.795 (16)
17	F.DI GIANNANTO	34.808	T.NAKAGAMI	30.149	M.BEZZECCHI	30.483	D.BINDER	28.494	17	T.NAKAGAMI	2'03.843	2'04.074 (17)
18	A.MARQUEZ	34.832	M.BEZZECCHI	30.234	T.NAKAGAMI	30.534	A.MARQUEZ	28.504	18	F.MORBIDELLI	2'04.100	2'04.664 (21)
19	T.NAKAGAMI	34.846	F.MORBIDELLI	30.248	F.MORBIDELLI	30.541	R.GARDNER	28.511	19	M.BEZZECCHI	2'04.174	2'04.463 (19)
20	R.GARDNER	34.874	R.GARDNER	30.308	R.FERNANDEZ	30.605	M.MARQUEZ	28.542	20	D.BINDER	2'04.312	2'04.679 (22)
21	M.BEZZECCHI	34.906	F.DI GIANNANTO	30.351	F.DI GIANNANTO	30.618	M.BEZZECCHI	28.551	21	F.DI GIANNAN	2'04.367	2'04.367 (18)
22	F.MORBIDELLI	34.911	D.BINDER	30.366	D.BINDER	30.661	R.FERNANDEZ	28.576	22	R.GARDNER	2'04.430	2'04.535 (20)
23	R.FERNANDEZ	35.097	M.OLIVEIRA	30.382	R.GARDNER	30.737	F.DI GIANNANTO	28.590	23	R.FERNANDEZ	2'04.689	2'04.770 (23)
24	M.OLIVEIRA	35.228	R.FERNANDEZ	30.411	M.OLIVEIRA	30.745	M.OLIVEIRA	28.611	24	M.OLIVEIRA	2'04.966	2'05.342 (24)

These data/results cannot be reproduced, stored and/or transmitted in whole or in part by any manner of electronic, mechanical, photocopying, recording, broadcasting or otherwise now known or herein after developed without the previous express consent by the copyright owner, except for reproduction in daily press and regular printed publications on sale to the public within 60 days of the event related to those data/results and always provided that copyright symbol appears together as follows below.
© DORNA, 2022






5513 m.

RED BULL GRAND PRIX OF THE AMERICAS

Free Practice Nr. 2

Fastest Laps Sequence

<i>Practice Time</i>	 <i>Rider</i>	<i>Nation</i>	<i>Motorcycle</i>	<i>Time</i>	<i>Km/h</i>	<i>Rider's Lap</i>
4'18.304	36 Joan MIR	SPA	SUZUKI	2'06.298	157.1	2
4'19.234	21 Franco MORBIDELLI	ITA	YAMAHA	2'06.190	157.2	2
4'22.089	73 Alex MARQUEZ	SPA	HONDA	2'06.141	157.3	2
4'22.187	4 Andrea DOVIZIOSO	ITA	YAMAHA	2'06.055	157.4	2
4'40.664	5 Johann ZARCO	FRA	DUCATI	2'05.548	158.0	2
4'55.268	43 Jack MILLER	AUS	DUCATI	2'04.121	159.8	2
9'04.237	23 Enea BASTIANINI	ITA	DUCATI	2'03.783	160.3	4
9'04.983	43 Jack MILLER	AUS	DUCATI	2'03.567	160.6	4
22'29.603	42 Alex RINS	SPA	SUZUKI	2'03.030	161.3	9
42'43.847	43 Jack MILLER	AUS	DUCATI	2'02.789	161.6	13
44'23.269	5 Johann ZARCO	FRA	DUCATI	2'02.542	161.9	15

These data/results cannot be reproduced, stored and/or transmitted in whole or in part by any manner of electronic, mechanical, photocopying, recording, broadcasting or otherwise now known or herein after developed without the previous express consent by the copyright owner, except for reproduction in daily press and regular printed publications on sale to the public within 60 days of the event related to those data/results and always provided that copyright symbol appears together as follows below.

© DORNA, 2022

Official MotoGP Timing by TISSOT
www.motogp.com

Austin, Friday, April 08, 2022

