

4806 m.

GRAN PREMIO MICHELIN® DE LA REPÚBLICA ARGENTINA

Free Practice Nr. 1

Classification

3

		Rider	Nation	Team	Motorcycle	Time	Lap Total	Gap	Top Speed
1	30	Takaaki NAKAGAMI	JPN	LCR Honda IDEMITSU	HONDA	1'39.028	24 25		335.3
2	20	Fabio QUARTARARO	FRA	Monster Energy Yamaha MotoGP	YAMAHA	1'39.155	25 28	0.127 0.127	330.9
3	44	PoI ESPARGARO	SPA	Repsol Honda Team	HONDA	1'39.223	23 24	0.195 0.068	332.7
4	41	Aleix ESPARGARO	SPA	Aprilia Racing	APRILIA	1'39.224	18 19	0.196 0.001	336.2
5	72	Marco BEZZECCHI	ITA	Mooney VR46 Racing Team	DUCATI	1'39.230	20 21	0.202 0.006	338.1
6	42	Alex RINS	SPA	Team SUZUKI ECSTAR	SUZUKI	1'39.274	25 26	0.246 0.044	337.1
7	88	Miguel OLIVEIRA	POR	Red Bull KTM Factory Racing	KTM	1'39.318	25 26	0.290 0.044	329.2
8	12	Maverick VIÑALES	SPA	Aprilia Racing	APRILIA	1'39.396	22 23	0.368 0.078	336.2
9	33	Brad BINDER	RSA	Red Bull KTM Factory Racing	KTM	1'39.425	24 26	0.397 0.029	336.2
10	36	Joan MIR	SPA	Team SUZUKI ECSTAR	SUZUKI	1'39.427	26 26	0.399 0.002	335.3
11	23	Enea BASTIANINI	ITA	Gresini Racing MotoGP	DUCATI	1'39.589	18 19	0.561 0.162	336.2
12	63	Francesco BAGNAIA	ITA	Ducati Lenovo Team	DUCATI	1'39.622	24 25	0.594 0.033	334.4
13	87	Remy GARDNER	AUS	Tech3 KTM Factory Racing	KTM	1'39.704	20 22	0.676 0.082	332.7
14	73	Alex MARQUEZ	SPA	LCR Honda CASTROL	HONDA	1'39.756	24 27	0.728 0.052	334.4
15	5	Johann ZARCO	FRA	Pramac Racing	DUCATI	1'39.802	23 27	0.774 0.046	336.2
16	10	Luca MARINI	ITA	Mooney VR46 Racing Team	DUCATI	1'39.830	20 20	0.802 0.028	334.4
17	43	Jack MILLER	AUS	Ducati Lenovo Team	DUCATI	1'39.899	19 21	0.871 0.069	335.3
18	21	Franco MORBIDELLI	ITA	Monster Energy Yamaha MotoGP	YAMAHA	1'39.960	26 27	0.932 0.061	330.0
19	49	Fabio DI GIANNANTONIO	ITA	Gresini Racing MotoGP	DUCATI	1'40.004	18 20	0.976 0.044	335.3
20	89	Jorge MARTIN	SPA	Pramac Racing	DUCATI	1'40.182	23 24	1.154 0.178	333.6
21	40	Darryn BINDER	RSA	WithU Yamaha RNF MotoGP Tea	YAMAHA	1'40.293	22 23	1.265 0.111	333.6
22	6	Stefan BRADL	GER	Repsol Honda Team	HONDA	1'40.346	22 23	1.318 0.053	334.4
23	25	Raul FERNANDEZ	SPA	Tech3 KTM Factory Racing	KTM	1'40.474	24 26	1.446 0.128	330.0
24	4	Andrea DOVIZIOSO	ITA	WithU Yamaha RNF MotoGP Tea	YAMAHA	1'40.721	13 26	1.693 0.247	330.9

Practice condition: **Dry**

Air: **22°**

Humidity: **43%**

Ground: **34°**

Fastest Lap:	Lap: 24	Takaaki NAKAGAMI	1'39.028	174.7 Km/h
Best Race Lap:	2015	Valentino ROSSI	1'39.019	174.7 Km/h
All Time Lap Record:	2014	Marc MARQUEZ	1'37.683	177.1 Km/h

The results are provisional until the end of the limit for protest and appeals.

Time limit for protest expires 30' after publication of the results - Time:

These data/results cannot be reproduced, stored and/or transmitted in whole or in part by any manner of electronic, mechanical, photocopying, recording, broadcasting or otherwise now known or herein after developed without the previous express consent by the copyright owner, except for reproduction in daily press and regular printed publications on sale to the public within 60 days of the event related to those data/results and always provided that copyright symbol appears together as follows below.

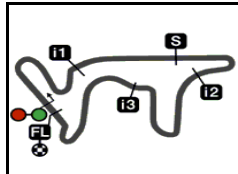
© DORNA, 2022

Official MotoGP Timing by TISSOT

www.motogp.com

Termas de Río Hondo, Saturday, April 02, 2022





4806 m.

GRAN PREMIO MICHELIN® DE LA REPÚBLICA ARGENTINA

Free Practice Nr. 1

Top Speed & Average

4



Rider	Nation	Motorcycle	Top 5 speeds					Average	Top
72 Marco BEZZECCHI	ITA	DUCATI	338.1	338.1	338.1	336.2	336.2	337.3	338.1
42 Alex RINS	SPA	SUZUKI	337.1	337.1	337.1	337.1	337.1	337.1	337.1
5 Johann ZARCO	FRA	DUCATI	336.2	336.2	336.2	336.2	336.2	336.2	336.2
12 Maverick VIÑALES	SPA	APRILIA	336.2	335.3	335.3	335.3	335.3	335.4	336.2
23 Enea BASTIANINI	ITA	DUCATI	336.2	336.2	336.2	336.2	336.2	336.2	336.2
33 Brad BINDER	RSA	KTM	336.2	333.6	332.7	331.8	331.8	333.0	336.2
41 Aleix ESPARGARO	SPA	APRILIA	336.2	336.2	335.3	335.3	335.3	335.7	336.2
30 Takaaki NAKAGAMI	JPN	HONDA	335.3	335.3	334.4	334.4	333.6	334.6	335.3
36 Joan MIR	SPA	SUZUKI	335.3	335.3	334.4	334.4	334.4	334.7	335.3
43 Jack MILLER	AUS	DUCATI	335.3	334.4	334.4	333.6	333.6	334.3	335.3
49 Fabio DI GIANNANTONIO	ITA	DUCATI	335.3	334.4	333.6	332.7	332.7	333.6	335.3
6 Stefan BRADL	GER	HONDA	334.4	333.6	333.6	333.6	333.6	333.8	334.4
10 Luca MARINI	ITA	DUCATI	334.4	333.6	333.6	332.7	331.8	333.0	334.4
63 Francesco BAGNAIA	ITA	DUCATI	334.4	334.4	333.6	333.6	333.6	333.8	334.4
73 Alex MARQUEZ	SPA	HONDA	334.4	332.7	331.8	331.8	331.8	332.5	334.4
40 Darryn BINDER	RSA	YAMAHA	333.6	331.8	330.0	330.0	330.0	330.9	333.6
89 Jorge MARTIN	SPA	DUCATI	333.6	331.8	330.9	330.9	330.9	331.4	333.6
44 Pol ESPARGARO	SPA	HONDA	332.7	331.8	331.8	331.8	331.8	331.9	332.7
87 Remy GARDNER	AUS	KTM	332.7	332.7	331.8	331.8	330.9	331.7	332.7
4 Andrea DOVIZIOSO	ITA	YAMAHA	330.9	330.9	330.0	330.0	330.0	330.4	330.9
20 Fabio QUARTARARO	FRA	YAMAHA	330.9	330.9	330.9	330.9	330.9	330.9	330.9
21 Franco MORBIDELLI	ITA	YAMAHA	330.0	330.0	329.2	329.2	328.3	329.0	330.0
25 Raul FERNANDEZ	SPA	KTM	330.0	330.0	330.0	329.2	329.2	329.5	330.0
88 Miguel OLIVEIRA	POR	KTM	329.2	328.3	328.3	328.3	328.3	328.5	329.2

These data/results cannot be reproduced, stored and/or transmitted in whole or in part by any manner of electronic, mechanical, photocopying, recording, broadcasting or otherwise now known or herein after developed without the previous express consent by the copyright owner, except for reproduction in daily press and regular printed publications on sale to the public within 60 days of the event related to those data/results and always provided that copyright symbol appears together as follows below.

© DORNA, 2022

Official MotoGP Timing by TISSOT
www.motogp.com



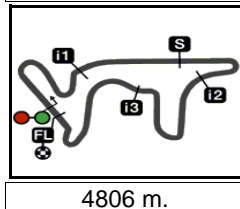
Termas de Río Hondo, Saturday, April 02, 2022

GRAN PREMIO MICHELIN® DE LA REPÚBLICA ARGENTINA

Free Practice Nr. 1

Chronological Analysis of Performances

5



* Lap / Sector time cancelled **T1** Time from finish line to 1st intermediate **T3** Time from 2nd intermed. to 3rd intermed.
P Crossing the finish line in pit lane **T2** Time from 1st intermed. to 2nd intermed. **T4** Time from 3rd intermediate to finish line
****** Tyre data subject to further updates

Lap	Lap Time	T1	T2	T3	T4	Speed	Lap	Lap Time	T1	T2	T3	T4	Speed	
1st	30	Takaaki NAKAGAMI HONDA JPN LCR Honda IDEMITSU						6	1'40.549	27.336	23.742	25.498	23.973	329.2
		Runs=2 Total laps=25 Full laps=18						7	1'40.881	27.395	23.813	25.559	24.114	329.2
Run # 1	Front Tyre	Slick-Soft		Rear Tyre		Slick-Medium		8	1'48.482	27.220	28.604	28.327	24.331	259.5
		New Tyre		New Tyre				9	1'43.415	28.622	24.548	26.111	24.134	330.9
1	2'11.647	30.876	24.749	27.105	25.185	305.8	10	1'40.335	27.206	23.776	25.368	23.985	328.3	
2	1'43.246	28.158	24.168	26.306	24.614	319.9	11	1'39.990	27.108	23.667	25.330	23.885	330.9	
3	1'41.540	27.628	23.734	25.835	24.343	329.2	12	1'43.000 P	30.720	24.340	26.762	21.178	330.9	
4	1'41.330	27.539	23.706	25.741	24.344	334.4	Run # 2	Front Tyre	Slick-Soft		Rear Tyre		Slick-Medium	
5	1'41.302	27.615	23.870	25.749	24.068	330.9			12 Laps at start		12 Laps at start			
6	1'40.671	27.526	23.649	25.570	23.926	332.7	13	8'32.379	31.180	24.351	26.180	24.350	327.4	
7	1'44.319	30.667	23.845	25.722	24.085	332.7	14	1'41.136	27.338	23.750	26.042	24.006	326.6	
8	1'40.473	27.432	23.619	25.515	23.907	331.8	15	1'40.014	27.177	23.526	25.392	23.919	329.2	
9	1'44.009 P	28.063	25.106	29.606	21.234	315.9	16	1'42.366	28.742	23.866	25.649	24.109	329.2	
Run # 2	Front Tyre	Slick-Soft		Rear Tyre		Slick-Medium	17	1'40.064	27.232	23.591	25.346	23.895	330.0	
		9 Laps at start		9 Laps at start			18	1'39.899	27.162	23.548	25.360	23.829	330.9	
10	8'45.590	31.271	27.953	31.304	24.883	299.2	19	1'40.239	27.227	23.647	25.405	23.960	329.2	
11	1'41.820	27.693	23.673	25.723	24.731	332.7	20	1'40.225	27.221	23.673	25.364	23.967	327.4	
12	1'40.921	27.663	23.663	25.594	24.001	332.7	21	1'40.009	27.207	23.696	25.291	23.815	328.3	
13	1'40.418	27.472	23.649	25.376	23.921	332.7	22	1'44.128 P	30.831	24.967	27.330	21.000	326.6	
14	1'56.777	33.620	26.951	28.781	27.425	292.9	Run # 3	Front Tyre	Slick-Hard		Rear Tyre		Slick-Soft	
15	1'40.509	27.414	23.784	25.501	23.810	331.8			New Tyre		New Tyre			
16	1'40.229	27.307	23.558	25.301	24.063	335.3	23	7'11.395	30.304	24.600	26.038	24.079	328.3	
17	1'43.072 P	29.685	24.177	27.354	21.856	329.2	24	1'39.216	26.941	23.444	25.163	23.668	330.0	
Run # 3	Front Tyre	Slick-Hard		Rear Tyre		Slick-Soft	25	1'39.155	26.941	23.347	25.176	23.691	330.0	
		New Tyre		New Tyre			26	1'39.478	27.112	23.401	25.195	23.770	330.9	
18	11'59.867	31.843	31.337	27.575	24.715	187.5	27	1'39.545	27.091	23.461	25.284	23.709	329.2	
19	1'40.965	28.063	23.557	25.437	23.908	332.7	28	1'53.255	31.849	27.342	29.330	24.734	320.7	
20	1'39.486	27.252	23.351	25.202	23.681	333.6	3rd	44	Poi ESPARGARO HONDA SPA Repsol Honda Team					
21	1'50.728	33.095	26.903	26.412	24.318	249.7			Runs=3	Total laps=24	Full laps=17			
22	2'00.275 *	27.174	26.108	33.067	33.926*	335.3	Run # 1	Front Tyre	Slick-Soft		Rear Tyre		Slick-Medium	
23	1'45.955 *	30.390*	25.967	25.810	23.788	256.8			New Tyre		New Tyre			
24	1'39.028	26.989	23.394	25.119	23.526	334.4	1	2'18.552	31.523	25.747	27.357	25.625	280.4	
25	1'47.589	29.929	25.412	27.370	24.878	315.1	2	1'44.651	28.596	24.539	26.720	24.796	306.6	
2nd	20	Fabio QUARTARARO YAMAHA FRA Monster Energy Yamaha MotoGP						3	1'43.995	28.000	24.395	26.605	24.995	311.9
		Runs=2 Total laps=28 Full laps=23						4	1'41.512	27.539	23.918	25.905	24.150	332.7
Run # 1	Front Tyre	Slick-Soft		Rear Tyre		Slick-Medium	5	1'46.237	31.599	24.483	25.901	24.254	316.7	
		New Tyre		New Tyre			6	1'40.980	27.359	23.711	25.781	24.129	331.8	
1	3'08.052	30.709	25.010	27.057	25.151	317.5	7	1'40.944	27.220	23.871	25.655	24.198	330.0	
2	1'43.224	28.239	24.254	26.243	24.488	327.4	8	1'41.926 P	30.959	24.262	26.158	20.547	323.2	
3	1'41.548	27.650	23.924	25.766	24.208	325.7	Run # 2	Front Tyre	Slick-Soft		Rear Tyre		Slick-Medium	
4	1'41.094	27.472	23.895	25.674	24.053	327.4			8 Laps at start		8 Laps at start			
5	1'40.698	27.429	23.694	25.572	24.003	328.3	9	8'28.857	28.347	23.836	25.895	24.808	331.8	
							10	1'47.330	27.451	24.418	30.558	24.903	331.8	

Fastest Lap: Takaaki NAKAGAMI LCR Honda IDEMITS JPN **1'39.028** 26.989 23.394 25.119 23.526

These data/results cannot be reproduced, stored and/or transmitted in whole or in part by any manner of electronic, mechanical, photocopying, recording, broadcasting or otherwise now known or herein after developed without the previous express consent by the copyright owner, except for reproduction in daily press and regular printed publications on sale to the public within 60 days of the event related to those data/results and always provided that copyright symbol appears together as follows below.
 © DORNA, 2022



Free Practice Nr. 1

MotoGP

Lap	Lap Time	T1	T2	T3	T4	Speed	Lap	Lap Time	T1	T2	T3	T4	Speed
11	1'42.437	27.303	23.911	26.088	25.135	331.8	4	1'41.822	27.753	23.878	25.979	24.212	324.0
12	1'40.313	27.157	23.786	25.400	23.970	330.0	5	1'41.407	27.408	23.576	26.044	24.379	338.1
13	1'40.543	27.270	23.668	25.412	24.193	331.8	6	1'40.977	27.373	23.705	25.827	24.072	338.1
14	1'40.243	27.131	23.664	25.396	24.052	329.2	7	1'41.761	27.700	23.846	25.910	24.305	333.6
15	1'39.957	27.135	23.703	25.241	23.878	325.7	8	1'40.930 P	29.647	24.068	26.133	21.082	321.5
16	1'44.639 P	29.751	25.748	28.281	20.859	319.1	Run # 2 Front Tyre Slick-Soft Rear Tyre Slick-Medium 8 Laps at start 8 Laps at start						
Run # 3		Front Tyre Slick-Soft	Rear Tyre Slick-Medium										
		16 Laps at start		16 Laps at start									
17	7'44.334	28.438	24.029	26.107	24.265	324.9	9	10'28.044	32.161	25.652	26.709	24.572	331.8
18	1'47.840	32.105	24.174	26.135	25.426	326.6	10	1'41.807	27.774	23.775	25.937	24.321	331.8
19	1'41.223 P	27.461	25.133	27.263	21.366	327.4	11	1'40.764	27.441	23.630	25.676	24.017	335.3
Run # 4		Front Tyre Slick-Soft	Rear Tyre Slick-Soft										
		New Tyre		New Tyre									
20	8'09.807	31.572	25.014	26.374	24.565	320.7	12	1'40.698	27.442	23.542	25.720	23.994	336.2
21	1'42.288	27.046	25.585	25.544	24.113	330.9	13	1'40.600	27.351	23.574	25.632	24.043	332.7
22	1'39.533	26.984	23.451	25.194	23.904	331.8	14	1'40.872	27.309	23.828	25.746	23.989	331.8
23	1'39.223	26.755	23.428	25.186	23.854	330.9	15	1'40.735	27.271	23.604	25.749	24.111	335.3
24	1'56.251	31.568	27.014	32.102	25.567	302.1	16	1'39.912 P	29.122	23.764	26.343	20.683	336.2

4th 41 **Alex ESPARGARO** APRILIA SPA
Aprilia Racing
Runs=2 Total laps=19 Full laps=14

Run #	1	Front Tyre	Slick-Soft	Rear Tyre	Slick-Medium	Speed
		New Tyre		New Tyre		
1	2'35.074	33.166	25.036	27.595	25.631	302.9
2	1'43.351	28.013	23.810	26.802	24.726	331.8
3	1'42.405	27.671	23.810	26.544	24.380	332.7
4	1'41.040	27.421	23.691	25.757	24.171	334.4
5	1'40.715	27.320	23.515	25.715	24.165	335.3
6	1'45.406	28.449	23.771	27.650	25.536	332.7
7	1'42.794 P	27.450	28.020	27.054	20.270	335.3
Run # 2		Front Tyre Slick-Soft	Rear Tyre Slick-Medium			
		New Tyre		7 Laps at start		
8	15'46.600	30.159	24.033	26.104	24.409	330.9
9	1'40.506	27.339	23.556	25.450	24.161	332.7
10	1'39.847	27.118	23.498	25.211	24.020	331.8
11	1'40.158	27.163	23.424	25.459	24.112	332.7
12	1'39.745	27.075	23.403	25.276	23.991	334.4
13	1'39.509	27.061	23.342	25.114	23.992	336.2
14	1'44.073 P	30.382	25.550	27.163	20.978	300.7
Run # 3		Front Tyre Slick-Hard	Rear Tyre Slick-Medium			
		New Tyre		New Tyre		
15	15'50.238	29.692	23.871	25.979	24.192	333.6
16	1'39.496	27.059	23.306	25.271	23.860	336.2
17	1'39.382	27.083	23.195	25.226	23.878	335.3
18	1'39.224	26.941	23.293	25.162	23.828	334.4
19	1'53.655	33.417	25.605	27.552	27.081	303.6

5th 72 **Marco BEZZECCHI** DUCATI ITA
Mooney VR46 Racing Team
Runs=2 Total laps=21 Full laps=16

Run #	1	Front Tyre	Slick-Soft	Rear Tyre	Slick-Medium	Speed
		New Tyre		New Tyre		
1	2'31.993	33.899	28.256	28.880	26.239	215.6
2	1'46.704	28.913	25.527	27.045	25.219	269.0
3	1'42.703	27.810	24.127	26.276	24.490	332.7

6th 42 **Alex RINS** SUZUKI SPA
Team SUZUKI ECSTAR
Runs=3 Total laps=26 Full laps=19

Run #	1	Front Tyre	Slick-Soft	Rear Tyre	Slick-Medium	Speed
		New Tyre		New Tyre		
1	2'33.703	33.276	25.841	28.166	25.809	311.9
2	1'45.139	28.335	24.595	27.130	25.079	306.6
3	1'42.287	27.808	23.863	26.148	24.468	334.4
4	1'41.571	27.575	23.763	25.937	24.296	332.7
5	1'40.667	27.399	23.591	25.644	24.033	337.1
6	1'41.305	27.413	23.784	25.773	24.335	334.4
7	1'41.275 P	31.171	23.735	26.132	20.237	330.9
Run # 2		Front Tyre Slick-Soft	Rear Tyre Slick-Medium			
		7 Laps at start		7 Laps at start		
8	7'58.106	31.283	24.010	26.102	24.412	334.4
9	1'40.416	27.281	23.576	25.470	24.089	337.1
10	1'43.956	27.709	23.791	25.645	26.811	332.7
11	1'40.418	27.320	23.531	25.488	24.079	335.3
12	1'40.470	27.203	23.606	25.559	24.102	337.1
13	1'40.245	27.148	23.539	25.453	24.105	335.3
14	1'40.902 P	28.923	24.634	26.982	20.363	320.7
Run # 3		Front Tyre Slick-Medium	Rear Tyre Slick-Medium			
		New Tyre		New Tyre		
15	6'43.499	30.452	24.093	26.453	24.448	333.6
16	1'40.594	27.363	23.416	25.584	24.231	337.1
17	1'39.950	27.188	23.389	25.408	23.965	335.3
18	1'39.754	27.069	23.478	25.361	23.846	335.3
19	1'39.864	27.080	23.415	25.460	23.909	336.2
20	1'41.822 P	29.319	24.301	26.668	21.534	334.4
Run # 4		Front Tyre Slick-Hard	Rear Tyre Slick-Soft			
		New Tyre		New Tyre		
21	6'31.658	29.124	23.741	26.291	24.431	334.4

Fastest Lap: Takaaki NAKAGAMI LCR Honda IDEMITS JPN 1'39.028 26.989 23.394 25.119 23.526

These data/results cannot be reproduced, stored and/or transmitted in whole or in part by any manner of electronic, mechanical, photocopying, recording, broadcasting or otherwise now known or herein after developed without the previous express consent by the copyright owner, except for reproduction in daily press and regular printed publications on sale to the public within 60 days of the event related to those data/results and always provided that copyright symbol appears together as follows below.
© DORNA, 2022



Free Practice Nr. 1

MotoGP

Lap	Lap Time	T1	T2	T3	T4	Speed	Lap	Lap Time	T1	T2	T3	T4	Speed
22	1'39.743	27.180	23.332	25.437	23.794	336.2	8	1'40.404	27.352	23.608	25.421	24.023	333.6
23	1'39.448	26.918	23.331	25.410	23.789	337.1	9	1'35.924 P	27.303	23.654	25.584	19.383	334.4
24	1'39.365	26.989	23.286	25.260	23.830	337.1	Run # 3 Front Tyre Slick-Soft Rear Tyre Slick-Medium						
25	1'39.274	26.876	23.300	25.279	23.819	336.2	9 Laps at start 9 Laps at start						
26	1'51.916	30.528	26.909	28.052	26.427	288.2	10	8'03.805	29.017	23.840	25.988	24.054	332.7

7th 88 Miguel OLIVEIRA KTM POR
Red Bull KTM Factory Racing

Runs=2 Total laps=26 Full laps=21

Run #	1	Front Tyre	Slick-Hard	Rear Tyre	Slick-Medium	
		New Tyre		New Tyre		
1	2'17.491	31.513	25.519	27.191	25.552	270.7
2	1'44.389	28.484	24.589	26.474	24.842	321.5
3	1'43.746	28.975	24.182	25.957	24.632	323.2
4	1'41.535	27.732	23.891	25.768	24.144	327.4
5	1'46.385	32.377	24.268	25.627	24.113	326.6
6	1'40.909	27.410	23.731	25.575	24.193	327.4
7	1'41.368	27.597	23.910	25.567	24.294	324.9
8	1'41.024	27.367	23.857	25.520	24.280	324.9
9	1'41.012	27.396	23.821	25.596	24.199	326.6
10	1'44.202	27.936	25.171	26.304	24.791	317.5
11	1'40.638	27.334	23.778	25.470	24.056	325.7
12	1'40.874	27.417	23.728	25.570	24.159	328.3
13	1'40.719	27.342	23.754	25.545	24.078	327.4
14	1'44.939 P	31.514	26.012	26.609	20.804	294.3

Run #	2	Front Tyre	Slick-Hard	Rear Tyre	Slick-Medium	
		14 Laps at start		14 Laps at start		
15	10'26.910 *	29.520	24.018	28.750*	27.620*	326.6
16	1'40.833	27.534	23.691	25.533	24.075	327.4
17	1'40.229	27.261	23.684	25.314	23.970	328.3
18	1'41.492	27.269	24.114	25.854	24.255	328.3
19	1'45.324	27.304	23.943	25.357	28.720	328.3
20	1'40.238	27.280	23.686	25.255	24.017	326.6
21	1'40.041	27.195	23.661	25.278	23.907	329.2
22	1'42.494 P	29.263	26.105	26.500*	20.626	279.8

Run #	3	Front Tyre	Slick-Hard	Rear Tyre	Slick-Soft	
		New Tyre		New Tyre		
23	9'18.794	30.485	23.701	25.494	23.932	327.4
24	1'39.366	26.966	23.401	25.182	23.817	328.3
25	1'39.318	26.945	23.430	25.145	23.798	327.4
26	1'49.318	30.124	27.007	27.779	24.408	324.0

8th 12 Maverick VIÑALES APRILIA SPA
Aprilia Racing

Runs=4 Total laps=23 Full laps=14

Run #	1	Front Tyre	Slick-Soft	Rear Tyre	Slick-Medium	
		New Tyre		New Tyre		
1	2'27.222	32.524	25.455	27.613	25.389	298.5
2	1'43.670	27.926	24.425	26.645	24.674	330.0
3	1'42.167	27.474	24.148	26.173	24.372	324.9
4	1'43.129	27.771	23.868	25.731	25.759	335.3
5	1'40.887	27.509	23.662	25.667	24.049	335.3
6	1'36.657 P	27.347	23.658	25.735	19.917	335.3
Run #	2	Front Tyre	Slick-Soft	Rear Tyre	Slick-Medium	
		6 Laps at start		6 Laps at start		
7	7'17.482	28.893	23.966	26.094	24.472	330.9

Run #	4	Front Tyre	Slick-Soft	Rear Tyre	Slick-Medium	
		18 Laps at start		18 Laps at start		
11	1'40.110	27.224	23.575	25.456	23.855	333.6
12	1'39.999	27.061	23.511	25.433	23.994	331.8
13	1'43.965	30.052	23.817	25.783	24.313	334.4
14	1'40.117	27.349	23.364	25.493	23.911	335.3
15	1'40.208	27.117	23.614	25.428	24.049	334.4
16	1'41.912	27.155	23.536	26.265	24.956	335.3
17	1'47.218	31.639	24.828	26.487	24.264	332.7
18	1'35.770 P	27.131	23.578	25.350	19.711	333.6

Run #	5	Front Tyre	Slick-Hard	Rear Tyre	Slick-Medium	
		New Tyre		New Tyre		
19	7'24.192	29.438	23.730	25.584	23.921	334.4
20	1'55.521 P	27.234	23.636	44.151	20.500	335.3

Run #	1	Front Tyre	Slick-Hard	Rear Tyre	Slick-Medium	
		New Tyre		New Tyre		
21	5'00.418	31.970	24.829	26.202	23.928	336.2
22	1'39.396	26.939	23.274	25.397	23.786	335.3
23	1'42.267	28.279	24.194	25.818	23.976	331.8

9th 33 Brad BINDER KTM RSA
Red Bull KTM Factory Racing

Runs=2 Total laps=26 Full laps=21

Run #	1	Front Tyre	Slick-Hard	Rear Tyre	Slick-Medium	
		New Tyre		New Tyre		
1	2'11.050	31.172	25.329	27.497	25.927	283.6
2	1'43.734	28.418	24.228	26.417	24.671	320.7
3	1'41.952	27.568	24.124	25.881	24.379	326.6
4	1'41.533	27.514	23.848	25.662	24.509	331.8
5	1'41.314	27.562	23.945	25.743	24.064	330.0
6	1'40.590	27.207	23.780	25.473	24.130	333.6
7	1'48.414	31.144	27.205	25.714	24.351	293.6
8	1'40.569	27.214	23.791	25.551	24.013	332.7
9	1'40.873	27.189	23.678	25.815	24.191	336.2
10	1'44.778	30.077	24.610	25.871	24.220	330.0
11	1'40.279	27.161	23.780	25.415	23.923	330.0
12	1'46.193 P	32.516	26.129	26.945	20.603	317.5

Run #	2	Front Tyre	Slick-Hard	Rear Tyre	Slick-Medium	
		12 Laps at start		12 Laps at start		
13	10'14.576	32.361	31.091	26.618	24.647	324.9
14	1'46.623	32.009	24.065	26.302	24.247	325.7
15	1'41.495	27.977	23.784	25.721	24.013	330.0
16	1'45.226	27.331	23.667	29.386	24.842	329.2
17	1'40.290	27.172	23.616	25.544	23.958	331.8
18	1'40.629	27.056	23.551	25.546	24.476	331.8
19	1'40.450	27.153	23.684	25.602	24.011	328.3
20	1'41.500 P	30.071	25.050	26.164	20.215	324.0

Run #	3	Front Tyre	Slick-Hard	Rear Tyre	Slick-Soft	
		New Tyre		New Tyre		
21	9'22.646	29.797	24.670	26.056	23.985	324.0
22	1'39.654	27.126	23.567	25.281	23.680	327.4
23	1'39.499	26.795	23.606	25.381	23.717	329.2

Fastest Lap: Takaaki NAKAGAMI LCR Honda IDEMITS JPN 1'39.028 26.989 23.394 25.119 23.526

These data/results cannot be reproduced, stored and/or transmitted in whole or in part by any manner of electronic, mechanical, photocopying, recording, broadcasting or otherwise now known or herein after developed without the previous express consent by the copyright owner, except for reproduction in daily press and regular printed publications on sale to the public within 60 days of the event related to those data/results and always provided that copyright symbol appears together as follows below.
© DORNA, 2022

Official MotoGP Timing by TISSOT
www.motogp.com



Free Practice Nr. 1

MotoGP

Lap	Lap Time	T1	T2	T3	T4	Speed	Lap	Lap Time	T1	T2	T3	T4	Speed
24	1'39.425	27.097	23.453	25.242	23.633	329.2	Run # 2	Front Tyre Slick-Hard	Rear Tyre Slick-Medium	8 Laps at start			New Tyre
25	1'42.849	26.924	23.640	28.413	23.872	328.3	9	20'16.903	30.256	24.104	26.619	27.112	333.6
26	1'58.626	37.680	28.920	27.843	24.183	319.9	10	1'41.012	27.609	23.444	25.820	24.139	336.2

10th 36 Joan MIR SUZUKI SPA
Team SUZUKI ECSTAR

Runs=3 Total laps=26 Full laps=19

Run #	1	Front Tyre	Slick-Soft	Rear Tyre	Slick-Medium	Speed
			New Tyre		New Tyre	
1	2'07.167	30.932	25.854	27.737	25.522	284.9
2	1'44.347	28.579	24.436	26.530	24.802	315.1
3	1'43.303	28.155	24.267	26.283	24.598	327.4
4	1'41.775	27.729	23.984	25.873	24.189	334.4
5	1'47.062	29.786	26.420	26.432	24.424	315.9
6	1'41.093	27.405	23.868	25.730	24.090	334.4
7	1'42.906	28.985	23.964	25.685	24.272	333.6
8	1'40.851	27.450	23.791	25.583	24.027	332.7
9	1'42.928	27.377	23.871	27.074	24.606	334.4
10	1'41.302	27.609	23.962	25.578	24.153	328.3
11	1'40.378	27.306	23.600	25.526	23.946	333.6
12	1'46.954 P	34.157	25.149	26.946	20.702	319.1

Run #	2	Front Tyre	Slick-Soft	Rear Tyre	Slick-Medium	Speed
			12 Laps at start		12 Laps at start	
13	11'38.679	30.765	24.153	26.498	24.301	328.3
14	1'40.839	27.527	23.760	25.536	24.016	333.6
15	1'40.029	27.250	23.558	25.376	23.845	335.3
16	1'40.256	27.384	23.664	25.293	23.915	332.7
17	1'40.304	27.347	23.620	25.414	23.923	332.7
18	1'40.351	27.330	23.638	25.362	24.021	332.7
19	1'43.241 P	29.855	26.136	26.793	20.457	310.4

Run #	3	Front Tyre	Slick-Hard	Rear Tyre	Slick-Medium	Speed
			New Tyre		New Tyre	
20	6'17.417	29.967	24.215	26.050	24.189	330.9
21	1'40.250	27.477	23.550	25.362	23.861	333.6
22	1'39.574	27.190	23.420	25.285	23.679	334.4
23	1'39.703 P	28.932	24.240	26.495	20.036	325.7

Run #	4	Front Tyre	Slick-Hard	Rear Tyre	Slick-Soft	Speed
			4 Laps at start		New Tyre	
24	3'12.747	32.131	24.341	25.915	23.925	328.3
25	1'39.463	27.085	23.382	25.240	23.756	335.3
26	1'39.427	27.032	23.440	25.184	23.771	333.6

11th 23 Enea BASTIANINI DUCATI ITA
Gresini Racing MotoGP

Runs=2 Total laps=19 Full laps=14

Run #	1	Front Tyre	Slick-Hard	Rear Tyre	Slick-Medium	Speed
			New Tyre		New Tyre	
1	2'22.375	30.237	25.343	27.720	25.672	332.7
2	1'44.635	28.208	24.461	26.944	25.022	332.7
3	1'42.530	27.723	23.814	26.281	24.712	336.2
4	1'41.612	27.463	23.762	25.970	24.417	336.2
5	1'41.451	27.408	23.777	25.938	24.328	335.3
6	1'41.380	27.256	23.777	25.995	24.352	333.6
7	1'45.952	31.484	23.884	26.163	24.421	327.4
8	1'39.296 P	27.147	23.703	26.287*	22.159	331.8

12th 63 Francesco BAGNAIA DUCATI ITA
Ducati Lenovo Team

Runs=2 Total laps=25 Full laps=19

Run #	1	Front Tyre	Slick-Soft	Rear Tyre	Slick-Medium	Speed
			New Tyre		New Tyre	
1	2'57.392	32.024	26.285	27.636	25.845	297.1
2	1'44.685	28.674	24.644	26.449	24.918	330.9
3	1'42.246	27.844	23.859	26.008	24.535	330.9
4	1'41.769	27.730	23.729	25.900	24.410	331.8
5	1'41.367	27.488	23.712	25.906	24.261	330.9
6	1'43.590	28.291	23.863	26.773	24.663	333.6
7	1'46.349 *	27.443	23.660	30.418*	24.828*	333.6
8	1'43.752	27.253	25.991	25.910	24.598	331.8
9	1'45.154	31.169	23.957	25.668	24.360	330.0
10	1'40.664	27.250	23.655	25.671	24.088	330.9
11	1'42.653	27.172	23.582	27.563	24.336	332.7
12	1'40.484	27.381	23.659	25.470	23.974	333.6
13	1'43.753 P	29.979	25.373	27.213	21.188	320.7

Run #	2	Front Tyre	Slick-Soft	Rear Tyre	Slick-Medium	Speed
			13 Laps at start		13 Laps at start	
14	12'53.912	30.313	23.942	25.875	24.223	331.8
15	1'40.141	27.246	23.374	25.500	24.021	333.6
16	1'45.666	27.348	26.695	27.175	24.448	333.6
17	1'43.034 P	31.465	25.042	26.749	19.778	330.9

Run #	3	Front Tyre	Slick-Hard	Rear Tyre	Slick-Medium	Speed
			New Tyre		New Tyre	
18	7'05.067	30.571	24.787	26.164	24.402	311.1
19	1'40.171	27.284	23.508	25.517	23.862	331.8
20	1'39.802	27.243	23.410	25.331	23.818	331.8
21	1'39.966	27.148	23.461	25.434	23.923	331.8
22	1'53.456	32.049	29.075	28.029	24.303	208.8
23	1'39.926	27.305	23.431	25.377	23.813	334.4
24	1'39.622	27.025	23.379	25.457	23.761	334.4
25	1'39.852	27.135	23.385	25.458	23.874	333.6

Fastest Lap: Takaaki NAKAGAMI LCR Honda IDEMITS JPN 1'39.028 26.989 23.394 25.119 23.526

These data/results cannot be reproduced, stored and/or transmitted in whole or in part by any manner of electronic, mechanical, photocopying, recording, broadcasting or otherwise now known or herein after developed without the previous express consent by the copyright owner, except for reproduction in daily press and regular printed publications on sale to the public within 60 days of the event related to those data/results and always provided that copyright symbol appears together as follows below.
© DORNA, 2022

Official MotoGP Timing by TISSOT
www.motogp.com



Free Practice Nr. 1

MotoGP

Lap	Lap Time	T1	T2	T3	T4	Speed	Lap	Lap Time	T1	T2	T3	T4	Speed	
13th	87	Remy GARDNER				KTM	AUS	Run # 3	Front Tyre	Slick-Soft	Rear Tyre	Slick-Medium		
		Tech3 KTM Factory Racing						15 Laps at start		15 Laps at start				
		Runs=2	Total laps=22	Full laps=16										
Run #	1	Front Tyre	Slick-Medium	Rear Tyre	Slick-Medium									
		New Tyre		New Tyre										
1	2'17.751	32.026	25.901	27.765	26.015	273.7	16	7'53.579	29.057	24.092	26.311	25.526	330.0	
2	1'44.482	28.430	24.572	26.588	24.892	304.3	17	1'40.626	27.461	23.609	25.460	24.096	330.9	
3	1'42.998	27.896	24.404	26.139	24.559	326.6	18	1'41.048	27.344	23.812	25.669	24.223	327.4	
4	1'42.944	28.341	24.159	25.900	24.544	319.9	19	1'40.381	27.266	23.761	25.350	24.004	329.2	
5	1'41.894	27.547	24.009	25.920	24.418	328.3	20	1'40.637	27.365	23.739	25.524	24.009	329.2	
6	1'47.204	30.251	26.421	26.116	24.416	270.7	21	1'38.476 P	28.435	24.154	25.858	20.029	323.2	
7	1'41.808	27.729	23.958	25.819	24.302	331.8	Run # 4	Front Tyre	Slick-Hard	Rear Tyre	Slick-Soft			
8	1'41.652	27.333	24.144	25.815	24.360	330.9	New Tyre		New Tyre					
9	1'40.675 P	27.456	23.888	26.145*	23.186	329.2	22	5'49.981	29.835	24.703	26.416	24.092	319.9	
Run #	2	Front Tyre	Slick-Soft	Rear Tyre	Slick-Medium		23	1'39.947	27.256	23.606	25.317	23.768	330.0	
		New Tyre		9 Laps at start			24	1'39.756	27.253	23.425	25.176	23.902	331.8	
10	14'31.550	32.508	24.428	26.865	26.599	324.0	25	1'39.780	27.146	23.502	25.254	23.878	331.8	
11	1'41.646	27.589	23.829	25.815	24.413	328.3	26	1'40.045	27.113	23.771	25.319	23.842	328.3	
12	2'05.428	27.625	28.902	41.131	27.770	326.6	27	1'39.935	27.270	23.581	25.214	23.870	328.3	
13	1'40.525	27.301	23.647	25.560	24.017	331.8								
14	1'40.542	27.325	23.617	25.491	24.109	330.9	15th	5	Johann ZARCO				DUCATI	FRA
15	1'45.982	31.527	23.959	25.860	24.636	329.2			Runs=2	Total laps=27	Full laps=22			
16	1'41.006	27.333	23.734	25.640	24.299	328.3	Run # 1	Front Tyre	Slick-Soft	Rear Tyre	Slick-Medium			
17	1'49.941 P	31.712	26.488	28.336*	23.405	297.1			New Tyre		New Tyre			
Run #	3	Front Tyre	Slick-Hard	Rear Tyre	Slick-Soft		1	2'06.480	30.626	25.608	27.950	25.490	293.6	
		New Tyre		New Tyre			2	1'44.333	28.851	24.099	26.523	24.860	332.7	
18	10'47.108	35.928	27.216	33.536	30.204	329.2	3	1'42.678	27.917	23.994	26.214	24.553	334.4	
19	1'44.482 *	27.297	23.587	28.627*	24.971*	330.9	4	1'41.639	27.483	23.918	25.915	24.323	336.2	
20	1'39.704	27.108	23.435	25.181	23.980	332.7	5	1'42.566	28.047	23.753	26.437	24.329	334.4	
21	1'40.333	27.419	23.627	25.394	23.893	332.7	6	1'45.261	28.068	23.828	28.948	24.417	334.4	
22	2'00.231	27.328	39.666	28.468	24.769	227.4	7	1'43.275	29.458	23.705	25.737	24.375	336.2	
Run #	2	Front Tyre	Slick-Soft	Rear Tyre	Slick-Medium		8	1'41.460	27.242	24.073	25.772	24.373	336.2	
		New Tyre		9 Laps at start			9	1'37.976 P	27.687	24.001	25.963	20.325	336.2	
10	8'10.082	31.500	24.650	26.042	24.578	318.3	Run # 2	Front Tyre	Slick-Soft	Rear Tyre	Slick-Medium			
11	1'41.064	27.322	23.902	25.690	24.150	333.6			New Tyre		New Tyre			
12	1'42.808	27.387	24.063	26.985	24.373	334.4	11	8'10.082	31.500	24.650	26.042	24.578	318.3	
13	1'41.796	27.307	23.892	25.734	24.863	336.2	12	1'41.064	27.322	23.902	25.690	24.150	333.6	
14	1'42.625	27.432	25.037	25.792	24.364	324.9	13	1'42.808	27.387	24.063	26.985	24.373	334.4	
15	1'36.599 P	27.353	23.762	25.747	19.737	332.7	14	1'41.796	27.307	23.892	25.734	24.863	336.2	
Run #	3	Front Tyre	Slick-Hard	Rear Tyre	Slick-Medium		15	1'42.625	27.432	25.037	25.792	24.364	324.9	
		New Tyre		New Tyre			Run # 3	Front Tyre	Slick-Hard	Rear Tyre	Slick-Medium			
16	9'22.422	29.042	23.956	26.269	24.832	333.6			New Tyre		New Tyre			
17	1'40.461	27.141	23.711	25.533	24.076	332.7	16	9'22.422	29.042	23.956	26.269	24.832	333.6	
18	1'41.822	27.004	23.649	27.067	24.102	334.4	17	1'40.461	27.141	23.711	25.533	24.076	332.7	
19	1'40.099	27.151	23.532	25.523	23.893	332.7	18	1'41.822	27.004	23.649	27.067	24.102	334.4	
20	1'57.844	32.062	34.783	26.321	24.678	186.9	19	1'40.099	27.151	23.532	25.523	23.893	332.7	
21	1'39.992	27.086	23.483	25.528	23.895	332.7	20	1'57.844	32.062	34.783	26.321	24.678	186.9	
22	1'39.891	27.004	23.531	25.429	23.927	332.7	21	1'39.992	27.086	23.483	25.528	23.895	332.7	
23	1'39.802	26.975	23.445	25.488	23.894	332.7	22	1'39.891	27.004	23.531	25.429	23.927	332.7	
24	2'07.042	34.839	25.835	32.326	34.042	333.6	23	1'39.802	26.975	23.445	25.488	23.894	332.7	
25	2'01.208	28.662	23.946	43.199	25.401	333.6	24	2'07.042	34.839	25.835	32.326	34.042	333.6	
26	1'39.883	27.014	23.381	25.433	24.055	333.6	25	2'01.208	28.662	23.946	43.199	25.401	333.6	
27	1'41.232	27.041	23.909	25.953	24.329	334.4	26	1'39.883	27.014	23.381	25.433	24.055	333.6	
							27	1'41.232	27.041	23.909	25.953	24.329	334.4	

Fastest Lap: Takaaki NAKAGAMI LCR Honda IDEMITS JPN **1'39.028** 26.989 23.394 25.119 23.526

These data/results cannot be reproduced, stored and/or transmitted in whole or in part by any manner of electronic, mechanical, photocopying, recording, broadcasting or otherwise now known or herein after developed without the previous express consent by the copyright owner, except for reproduction in daily press and regular printed publications on sale to the public within 60 days of the event related to those data/results and always provided that copyright symbol appears together as follows below.
© DORNA, 2022

Official MotoGP Timing by TISSOT
www.motogp.com



Free Practice Nr. 1

MotoGP

Lap	Lap Time	T1	T2	T3	T4	Speed	Lap	Lap Time	T1	T2	T3	T4	Speed		
16th	10	Luca MARINI				DUCATI	ITA	17	1'38.094	P	27.554	23.725	25.766	21.049	330.0
Mooney VR46 Racing Team							Runs=2 Total laps=20 Full laps=15								
Run #	1	Front Tyre	Slick-Soft	Rear Tyre	Slick-Medium		Run # 4								
New Tyre							5 Laps at start								
1	2'57.622	29.844	26.310	27.589	25.821	298.5	18	4'59.896		28.600	23.574	25.656	24.126	333.6	
2	1'44.670	28.541	24.866	26.512	24.751	318.3	19	1'39.899		27.187	23.369	25.439	23.904	334.4	
3	1'42.333	27.754	24.094	26.043	24.442	330.9	20	1'39.936		27.163	23.418	25.359	23.996	331.8	
4	1'41.772	27.660	24.009	25.777	24.326	326.6	21	1'52.001	P	32.284	28.183	30.242	21.292	247.7	
5	1'41.241	27.421	23.782	25.761	24.277	331.8	18th 21 Franco MORBIDELLI								
6	1'42.046	27.574	23.744	26.296	24.432	329.2	Monster Energy Yamaha MotoGP				YAMAHA	ITA			
7	1'41.499	27.424	23.837	25.884	24.354	326.6	Runs=3 Total laps=27 Full laps=20								
8	1'45.530	P	33.677	24.222	26.695	319.1	Run #	1	Front Tyre	Slick-Soft	Rear Tyre	Slick-Medium			
Run # 2							New Tyre								
9	11'21.165	30.938	24.068	25.931	24.470	329.2	8 Laps at start								
10	1'40.559	27.261	23.685	25.586	24.027	333.6	1	1'55.878		31.617	25.600	28.187	25.561	310.4	
11	1'40.725	27.326	23.567	25.624	24.208	334.4	2	1'43.805		28.409	24.122	26.609	24.665	328.3	
12	1'40.513	27.219	23.655	25.477	24.162	330.9	3	1'42.129		27.726	23.931	26.001	24.471	326.6	
13	1'40.671	27.257	23.713	25.575	24.126	328.3	4	1'41.943		27.638	23.994	25.913	24.398	327.4	
14	1'42.251	P	30.717	24.440	26.494	325.7	5	1'41.615		27.444	23.972	25.943	24.256	326.6	
Run # 3							New Tyre								
15	17'23.825	30.021	23.928	27.158	24.175	328.3	6	1'41.265		27.366	23.842	25.725	24.332	324.9	
16	1'41.497	27.013	23.835	26.117	24.532	331.8	7	1'41.360		27.337	23.966	25.631	24.426	326.6	
17	1'40.831	27.035	23.801	25.494	24.501	333.6	8	1'50.993		30.646	26.994	28.648	24.705	305.1	
18	1'40.455	27.055	23.710	25.296	24.394	332.7	9	1'40.693		27.155	23.853	25.603	24.082	328.3	
19	1'40.165	27.308	23.598	25.345	23.914	330.9	10	2'02.166	P	44.383	29.102	27.870	20.811	196.6	
20	1'39.830	27.044	23.470	25.478	23.838	330.9	Run # 2								
Run # 3							10 Laps at start								
11	6'07.714	31.380	24.969	26.454	24.459	319.9	11	6'07.714		31.380	24.969	26.454	24.459	319.9	
12	1'41.254	27.695	23.867	25.636	24.056	327.4	12	1'41.254		27.695	23.867	25.636	24.056	327.4	
13	1'40.324	27.125	23.660	25.549	23.990	327.4	13	1'40.324		27.125	23.660	25.549	23.990	327.4	
14	1'40.879	27.135	23.672	25.929	24.143	329.2	14	1'40.879		27.135	23.672	25.929	24.143	329.2	
15	1'40.421	27.149	23.782	25.477	24.013	328.3	15	1'40.421		27.149	23.782	25.477	24.013	328.3	
16	1'42.531	P	27.171	23.753	30.225	21.382	326.6	16	1'42.531	P	27.171	23.753	30.225	21.382	326.6
Run # 3							16 Laps at start								
17	7'10.560	32.239	24.048	26.127	24.262	328.3	17	7'10.560		32.239	24.048	26.127	24.262	328.3	
18	1'43.743	30.020	23.978	25.640	24.105	330.0	18	1'43.743		30.020	23.978	25.640	24.105	330.0	
19	1'40.798	27.256	23.996	25.517	24.029	327.4	19	1'40.798		27.256	23.996	25.517	24.029	327.4	
20	1'41.225	P	30.685	24.380	26.389	19.771	329.2	20	1'41.225	P	30.685	24.380	26.389	19.771	329.2
Run # 4							New Tyre								
21	5'32.272	30.287	24.115	26.003	24.095	325.7	21	5'32.272		30.287	24.115	26.003	24.095	325.7	
22	1'40.653	27.401	23.738	25.577	23.937	326.6	22	1'40.653		27.401	23.738	25.577	23.937	326.6	
23	1'40.297	27.232	23.691	25.451	23.923	327.4	23	1'40.297		27.232	23.691	25.451	23.923	327.4	
24	1'40.356	27.067	23.728	25.511	24.050	327.4	24	1'40.356		27.067	23.728	25.511	24.050	327.4	
25	1'57.751	33.327	26.891	30.516	27.017	303.6	25	1'57.751		33.327	26.891	30.516	27.017	303.6	
26	1'39.960	27.160	23.469	25.442	23.889	330.0	26	1'39.960		27.160	23.469	25.442	23.889	330.0	
27	2'05.410	30.892	33.205	36.588	24.725	193.6	27	2'05.410		30.892	33.205	36.588	24.725	193.6	
19th 49 Fabio DI GIANNANTON							DUCATI	ITA	Runs=3 Total laps=20 Full laps=13						
Gresini Racing MotoGP							Run #	1	Front Tyre	Slick-Soft	Rear Tyre	Slick-Medium			
New Tyre							New Tyre								
1	2'18.215	32.180	26.186	27.522	25.684	268.4	1	2'18.215		32.180	26.186	27.522	25.684	268.4	
2	1'45.170	28.730	24.898	26.770	24.772	300.7	2	1'45.170		28.730	24.898	26.770	24.772	300.7	
3	1'44.179	28.206	24.228	26.498	25.247	317.5	3	1'44.179		28.206	24.228	26.498	25.247	317.5	
4	1'42.411	P	31.073	24.514	26.318	20.506	311.1	4	1'42.411	P	31.073	24.514	26.318	20.506	311.1

Fastest Lap: Takaaki NAKAGAMI LCR Honda IDEMITS JPN **1'39.028** 26.989 23.394 25.119 23.526

These data/results cannot be reproduced, stored and/or transmitted in whole or in part by any manner of electronic, mechanical, photocopying, recording, broadcasting or otherwise now known or herein after developed without the previous express consent by the copyright owner, except for reproduction in daily press and regular printed publications on sale to the public within 60 days of the event related to those data/results and always provided that copyright symbol appears together as follows below.
© DORNA, 2022

Official MotoGP Timing by TISSOT
www.motogp.com



Free Practice Nr. 1

MotoGP

Lap	Lap Time	T1	T2	T3	T4	Speed	Lap	Lap Time	T1	T2	T3	T4	Speed
Run # 2	Front Tyre	Slick-Soft	Rear Tyre	Slick-Medium									
		4 Laps at start			4 Laps at start								
5	8'03.452	29.528	24.937	26.498	24.906	311.1							
6	1'44.041	27.919	24.279	27.106	24.737	326.6							
7	1'42.575	27.813	24.127	26.055	24.580	331.8							
8	1'42.286	27.759	24.117	25.817	24.593	332.7							
9	1'41.988	27.843	23.933	25.795	24.417	332.7							
10	1'41.672	27.635	23.854	25.710	24.473	334.4							
11	1'41.550	27.504	23.924	25.817	24.305	330.0							
12	1'43.213 P	27.614	23.792	29.297*	22.510	332.7							
Run # 3	Front Tyre	Slick-Soft	Rear Tyre	Slick-Medium									
		12 Laps at start			12 Laps at start								
13	15'55.384	29.849	27.251	26.101	24.454	234.2							
14	1'41.208	27.528	23.768	25.625	24.287	330.9							
15	1'41.130	27.477	23.650	25.758	24.245	328.3							
16	1'47.061 P	27.444	23.778	29.973*	25.866	327.4							
Run # 4	Front Tyre	Slick-Hard	Rear Tyre	Slick-Soft									
		New Tyre		New Tyre									
17	7'00.546	32.318	25.445	28.511	24.456	324.0							
18	1'40.004	27.300	23.437	25.378	23.889	335.3							
19	1'40.050	27.100	23.388	25.599	23.963	333.6							
20	1'44.676	27.196	23.830	28.596	25.054	330.9							
Run # 1	Front Tyre	Slick-Soft	Rear Tyre	Slick-Medium									
		New Tyre		New Tyre									
1	2'13.085	31.375	24.953	26.742	25.723	315.9							
2	1'43.725	28.289	24.099	26.729	24.608	324.9							
3	1'41.702	27.799	23.897	25.851	24.155	330.9							
4	1'41.250	27.485	23.825	25.719	24.221	331.8							
5	1'41.358	27.558	23.965	25.664	24.171	324.0							
6	1'40.975	27.506	23.894	25.578	23.997	330.0							
7	1'41.226	27.501	23.946	25.645	24.134	327.4							
8	1'44.875	28.520	23.730	26.357	26.268	330.9							
9	1'41.658	27.349	23.946	25.971	24.392	333.6							
10	1'41.113 P	29.574	23.802	25.732	22.005	328.3							
Run # 2	Front Tyre	Slick-Hard	Rear Tyre	Slick-Medium									
		New Tyre		10 Laps at start									
11	10'40.371	32.203	25.223	26.012	24.255	324.9							
12	1'40.826	27.413	23.821	25.610	23.982	328.3							
13	1'40.746	27.289	23.823	25.616	24.018	328.3							
14	1'40.496	27.323	23.741	25.447	23.985	327.4							
15	1'40.528	27.209	23.697	25.569	24.053	330.9							
16	1'40.805	27.375	23.735	25.635	24.060	330.0							
17	1'40.636	27.241	23.810	25.512	24.073	330.0							
18	1'40.786	27.386	23.782	25.616	24.002	330.0							
19	1'41.623 P	29.199	25.820	26.652	19.952	325.7							
Run # 3	Front Tyre	Slick-Hard	Rear Tyre	Slick-Medium									
		New Tyre		New Tyre									
20	12'09.779	29.711	24.478	26.236	24.331	323.2							
21	1'40.440	27.290	23.714	25.477	23.959	330.0							
22	1'40.346	27.264	23.716	25.445	23.921	330.9							
23	1'40.182	27.133	23.648	25.512	23.889	330.9							
Run # 1	Front Tyre	Slick-Soft	Rear Tyre	Slick-Medium									
		New Tyre		New Tyre									
1	2'11.198	33.197	25.643	27.772	26.435	293.6							
2	1'44.248	28.821	24.303	26.363	24.761	312.7							
3	1'42.336	27.814	23.852	25.973	24.697	332.7							
4	1'41.836	27.672	23.840	25.940	24.384	333.6							
5	1'43.496	28.217	24.264	26.325	24.690	332.7							
6	1'53.238	30.190	24.314	27.132	31.602	331.8							
7	1'41.427	27.680	23.827	25.704	24.216	333.6							
8	1'41.569	27.663	23.880	25.702	24.324	331.8							
9	1'40.593 P	29.352	24.124	26.495	20.622	327.4							
Run # 2	Front Tyre	Slick-Soft	Rear Tyre	Slick-Medium									
		New Tyre		New Tyre									
10	8'55.441	31.252	24.461	26.311	24.673	329.2							
11	1'41.505	27.721	23.676	25.734	24.374	330.9							
12	1'41.409	27.549	23.876	25.850	24.134	332.7							

21st 40 Darryn BINDER YAMAHA RSA
WithU Yamaha RNF MotoGP Team

Runs=3 Total laps=23 Full laps=16

20th 89 Jorge MARTIN DUCATI SPA
Pramac Racing

Runs=2 Total laps=24 Full laps=19

Run # 3 Front Tyre Slick-Hard Rear Tyre Slick-Medium
New Tyre New Tyre

15	9'48.446	34.636	24.493	25.953	24.316	315.1						
16	1'41.590	27.447	23.914	25.630	24.599	330.0						
17	1'42.020	27.476	24.084	25.986	24.474	330.0						
18	1'41.804	27.450	23.985	25.998	24.371	330.0						
19	1'47.336	32.043	24.693	26.088	24.512	322.4						
20	1'39.845 P	27.440	24.399	26.576	21.430	326.6						

Run # 4 Front Tyre Slick-Hard Rear Tyre Slick-Soft
6 Laps at start New Tyre

21	7'26.590 *	31.788	27.521	27.785*	26.692*	322.4						
22	1'40.293	27.216	23.668	25.457	23.952	324.9						
23	1'40.338	27.033	23.728	25.460	24.117	333.6						

22nd 6 Stefan BRADL HONDA GER
Repsol Honda Team

Runs=3 Total laps=23 Full laps=16

Fastest Lap: Takaaki NAKAGAMI LCR Honda IDEMITS JPN **1'39.028** 26.989 23.394 25.119 23.526

These data/results cannot be reproduced, stored and/or transmitted in whole or in part by any manner of electronic, mechanical, photocopying, recording, broadcasting or otherwise now known or herein after developed without the previous express consent by the copyright owner, except for reproduction in daily press and regular printed publications on sale to the public within 60 days of the event related to those data/results and always provided that copyright symbol appears together as follows below.
© DORNA, 2022

Official MotoGP Timing by TISSOT
www.motogp.com



Free Practice Nr. 1

MotoGP

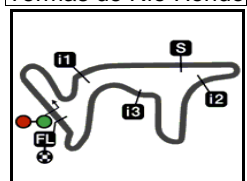
Lap	Lap Time	T1	T2	T3	T4	Speed	Lap	Lap Time	T1	T2	T3	T4	Speed		
13	1'40.981	27.605	23.692	25.606	24.078	331.8	24th	4	Andrea DOVIZIOSO				YAMAHA	ITA	
14	1'41.306	27.497	23.855	25.793	24.161	330.9			WithU Yamaha RNF MotoGP Team						
15	1'40.829	27.331	23.739	25.672	24.087	331.8			Runs=2		Total laps=26		Full laps=20		
16	1'41.054	27.327	23.798	25.750	24.179	334.4			Run # 1	Front Tyre	Slick-Soft	Rear Tyre	Slick-Hard		
17	1'41.672	P 30.121	24.151	26.880	20.520	326.6				New Tyre		New Tyre			
	Run # 3	Front Tyre	Slick-Soft	Rear Tyre	Slick-Medium				1	2'06.225	32.091	26.517	27.927	25.771	273.1
		17 Laps at start		17 Laps at start					2	1'45.044	28.881	24.597	26.691	24.875	323.2
18	11'17.809	32.200	24.960	26.588	24.492	324.9			3	1'43.798	28.218	24.618	26.357	24.605	325.7
19	1'42.541	P 30.695	23.929	26.718	21.199	330.0			4	1'42.914	27.810	24.155	26.022	24.927	326.6
	Run # 4	Front Tyre	Slick-Soft	Rear Tyre	Slick-Soft				5	1'40.583	P 27.764	24.196	25.848*	22.775	327.4
		New Tyre		New Tyre					Run # 2	Front Tyre	Slick-Soft	Rear Tyre	Slick-Medium		
20	5'52.634	30.580	23.939	26.915	24.339	329.2				5 Laps at start		New Tyre			
21	1'40.869	27.320	23.508	25.605	24.436	332.7			6	6'15.937	31.381	25.296	26.927	24.963	308.1
22	1'40.346	27.282	23.515	25.506	24.043	333.6			7	1'42.702	27.938	24.103	26.236	24.425	327.4
23	1'40.511	27.309	23.468	25.502	24.232	333.6			8	1'41.602	27.560	23.947	25.813	24.282	326.6
	23rd	25		Raul FERNANDEZ		KTM			9	1'43.360	27.520	24.611	26.681	24.548	311.1
				Tech3 KTM Factory Racing		SPA			10	1'40.982	27.455	23.749	25.646	24.132	329.2
				Runs=3		Total laps=26	11	1'46.626	29.695	25.965	26.503	24.463	290.9		
				Full laps=19			12	1'41.437	27.832	23.825	25.588	24.192	330.9		
	Run # 1	Front Tyre	Slick-Medium	Rear Tyre	Slick-Medium		13	1'40.721	27.267	23.869	25.602	23.983	328.3		
		New Tyre		New Tyre			14	1'49.726	31.082	25.185	28.571	24.888	304.3		
1	2'29.662	32.634	26.053	27.540	27.076	306.6	15	1'42.790	27.388	25.220	25.782	24.400	316.7		
2	1'44.071	28.142	24.535	26.655	24.739	325.7	16	1'36.468	P 27.334	23.822	25.556	19.756	330.0		
3	1'42.939	27.697	24.212	26.144	24.886	329.2	Run # 3	Front Tyre	Slick-Soft	Rear Tyre	Slick-Medium				
4	1'49.290	27.495	24.127	26.119	31.549	330.0		16 Laps at start		11 Laps at start					
5	1'45.054	27.658	23.937	26.024	27.435	329.2	17	13'00.445	32.056	24.954	26.683	24.673	318.3		
6	1'42.231	27.661	24.216	25.882	24.472	330.0	18	1'42.083	27.596	24.095	26.092	24.300	324.9		
7	1'47.826	30.095	24.158	28.593	24.980	327.4	19	1'42.970	27.533	24.906	26.289	24.242	322.4		
8	1'41.761	27.438	23.983	25.878	24.462	327.4	20	1'42.394	28.448	23.934	25.844	24.168	326.6		
9	1'54.596	P 40.211	25.672	26.941	21.772	311.9	21	1'43.927	27.459	23.797	28.304	24.367	327.4		
	Run # 2	Front Tyre	Slick-Hard	Rear Tyre	Slick-Medium		22	1'40.871	27.344	23.797	25.689	24.041	326.6		
		New Tyre		New Tyre			23	1'42.938	* 27.370	24.001	27.092*	24.475*	327.4		
10	10'04.632	30.188	27.468	28.380	24.705	244.8	24	1'41.961	27.290	23.776	25.712	25.183	330.9		
11	1'41.281	27.583	23.784	25.687	24.227	330.0	25	1'40.982	27.318	23.670	25.936	24.058	330.0		
12	1'40.779	27.279	23.692	25.558	24.250	328.3	26	1'53.751	27.366	28.373	30.539	27.473	330.0		
13	1'43.387	28.625	24.037	26.188	24.537	325.7									
14	1'41.193	27.469	23.781	25.784	24.159	326.6									
15	1'42.443	27.483	24.770	25.927	24.263	329.2									
16	1'41.423	27.566	23.999	25.644	24.214	328.3									
17	1'40.916	27.391	23.659	25.602	24.264	328.3									
18	1'43.801	P 27.399	27.142	27.999	21.261	327.4									
	Run # 3	Front Tyre	Slick-Hard	Rear Tyre	Slick-Medium										
		9 Laps at start		9 Laps at start											
19	7'33.778	30.880	24.195	26.473	24.255	324.0									
20	1'41.416	27.440	23.952	25.711	24.313	326.6									
21	1'41.275	27.633	23.865	25.706	24.071	328.3									
22	1'41.955	P 28.977	24.597	26.979	21.402	322.4									
	Run # 4	Front Tyre	Slick-Hard	Rear Tyre	Slick-Soft										
		New Tyre		New Tyre											
23	3'22.864	28.680	24.282	26.246	24.109	325.7									
24	1'40.474	27.427	23.558	25.606	23.883	329.2									
25	1'40.490	27.191	23.684	25.571	24.044	327.4									
26	1'47.491	29.360	25.216	27.268	25.647	317.5									

Fastest Lap: Takaaki NAKAGAMI LCR Honda IDEMITS JPN 1'39.028 26.989 23.394 25.119 23.526

These data/results cannot be reproduced, stored and/or transmitted in whole or in part by any manner of electronic, mechanical, photocopying, recording, broadcasting or otherwise now known or herein after developed without the previous express consent by the copyright owner, except for reproduction in daily press and regular printed publications on sale to the public within 60 days of the event related to those data/results and always provided that copyright symbol appears together as follows below.
© DORNA, 2022

Official MotoGP Timing by TISSOT
www.motogp.com





4806 m.

GRAN PREMIO MICHELIN® DE LA REPÚBLICA ARGENTINA

Free Practice Nr. 1

Best Partial Times

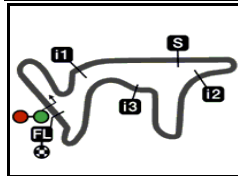
IT Ideal Lap Time, sum of the best partial times

BT Best Lap Time

T1		T2		T3		T4						
Pos	Rider	Time	Rider	Time	Rider	Time	Rider	Time	Pos	Rider	IT	BT
1	P.ESPARGARO	26.755	M.BEZZECCHI	23.194	A.ESPARGARO	25.114	T.NAKAGAMI	23.526	1	T.NAKAGAMI	1'38.985	1'39.028 (1)
2	B.BINDER	26.795	A.ESPARGARO	23.195	T.NAKAGAMI	25.119	B.BINDER	23.633	2	A.ESPARGAR	1'39.078	1'39.224 (4)
3	E.BASTIANINI	26.837	M.VIÑALES	23.274	M.OLIVEIRA	25.145	F.QUARTARARO	23.668	3	F.QUARTARAR	1'39.119	1'39.155 (2)
4	A.RINS	26.876	A.RINS	23.286	F.QUARTARARO	25.163	J.MIR	23.679	4	B.BINDER	1'39.123	1'39.425 (9)
5	M.VIÑALES	26.939	E.BASTIANINI	23.317	A.MARQUEZ	25.176	M.BEZZECCHI	23.699	5	M.BEZZECCHI	1'39.128	1'39.230 (5)
6	F.QUARTARARO	26.941	F.QUARTARARO	23.347	R.GARDNER	25.181	E.BASTIANINI	23.748	6	A.RINS	1'39.211	1'39.274 (6)
7	A.ESPARGARO	26.941	T.NAKAGAMI	23.351	J.MIR	25.184	F.BAGNAIA	23.761	7	P.ESPARGAR	1'39.223	1'39.223 (3)
8	M.OLIVEIRA	26.945	J.MILLER	23.369	P.ESPARGARO	25.186	A.MARQUEZ	23.768	8	J.MIR	1'39.277	1'39.427 (10)
9	J.ZARCO	26.975	F.BAGNAIA	23.374	B.BINDER	25.242	M.VIÑALES	23.786	9	M.OLIVEIRA	1'39.289	1'39.318 (7)
10	M.BEZZECCHI	26.981	J.ZARCO	23.381	M.BEZZECCHI	25.254	A.RINS	23.789	10	M.VIÑALES	1'39.349	1'39.396 (8)
11	T.NAKAGAMI	26.989	J.MIR	23.382	A.RINS	25.260	M.OLIVEIRA	23.798	11	E.BASTIANINI	1'39.380	1'39.589 (11)
12	L.MARINI	27.013	F.DI GIANNANTO	23.388	L.MARINI	25.296	A.ESPARGARO	23.828	12	A.MARQUEZ	1'39.482	1'39.756 (14)
13	F.BAGNAIA	27.025	M.OLIVEIRA	23.401	F.BAGNAIA	25.331	L.MARINI	23.838	13	F.BAGNAIA	1'39.491	1'39.622 (12)
14	J.MIR	27.032	A.MARQUEZ	23.425	M.VIÑALES	25.350	P.ESPARGARO	23.854	14	L.MARINI	1'39.617	1'39.830 (16)
15	D.BINDER	27.033	P.ESPARGARO	23.428	J.MILLER	25.359	R.FERNANDEZ	23.883	14	R.GARDNER	1'39.617	1'39.704 (13)
16	F.MORBIDELLI	27.067	R.GARDNER	23.435	F.DI GIANNANTO	25.378	F.MORBIDELLI	23.889	16	J.ZARCO	1'39.678	1'39.802 (15)
17	F.DI GIANNANTO	27.100	B.BINDER	23.453	J.ZARCO	25.429	F.DI GIANNANTO	23.889	17	F.DI GIANNAN	1'39.755	1'40.004 (19)
18	R.GARDNER	27.108	S.BRADL	23.468	F.MORBIDELLI	25.442	J.MARTIN	23.889	18	J.MILLER	1'39.795	1'39.899 (17)
19	A.MARQUEZ	27.113	F.MORBIDELLI	23.469	J.MARTIN	25.445	J.ZARCO	23.893	19	F.MORBIDELLI	1'39.867	1'39.960 (18)
20	J.MARTIN	27.133	L.MARINI	23.470	D.BINDER	25.457	R.GARDNER	23.893	20	D.BINDER	1'40.110	1'40.293 (21)
21	J.MILLER	27.163	R.FERNANDEZ	23.558	E.BASTIANINI	25.478	J.MILLER	23.904	21	J.MARTIN	1'40.115	1'40.182 (20)
22	R.FERNANDEZ	27.191	J.MARTIN	23.648	S.BRADL	25.502	D.BINDER	23.952	22	R.FERNANDEZ	1'40.190	1'40.474 (23)
23	A.DOVIZIOSO	27.267	D.BINDER	23.668	A.DOVIZIOSO	25.556	A.DOVIZIOSO	23.983	23	S.BRADL	1'40.295	1'40.346 (22)
24	S.BRADL	27.282	A.DOVIZIOSO	23.670	R.FERNANDEZ	25.558	S.BRADL	24.043	24	A.DOVIZIOSO	1'40.476	1'40.721 (24)

These data/results cannot be reproduced, stored and/or transmitted in whole or in part by any manner of electronic, mechanical, photocopying, recording, broadcasting or otherwise now known or herein after developed without the previous express consent by the copyright owner, except for reproduction in daily press and regular printed publications on sale to the public within 60 days of the event related to those data/results and always provided that copyright symbol appears together as follows below.
© DORNA, 2022





4806 m.

MotoGP™**GRAN PREMIO MICHELIN® DE LA REPÚBLICA ARGENTINA****Free Practice Nr. 1****Fastest Laps Sequence**

<i>Practice Time</i>	 <i>Rider</i>	<i>Nation</i>	<i>Motorcycle</i>	<i>Time</i>	<i>Km/h</i>	<i>Rider's Lap</i>
3'39.683	21 Franco MORBIDELLI	ITA	YAMAHA	1'43.805	166.6	2
3'41.897	73 Alex MARQUEZ	SPA	HONDA	1'43.396	167.3	2
3'54.893	30 Takaaki NAKAGAMI	JPN	HONDA	1'43.246	167.5	2
4'51.276	20 Fabio QUARTARARO	FRA	YAMAHA	1'43.224	167.6	2
5'21.812	21 Franco MORBIDELLI	ITA	YAMAHA	1'42.129	169.4	3
5'36.433	30 Takaaki NAKAGAMI	JPN	HONDA	1'41.540	170.3	3
7'17.763	30 Takaaki NAKAGAMI	JPN	HONDA	1'41.330	170.7	4
7'19.762	89 Jorge MARTIN	SPA	DUCATI	1'41.250	170.8	4
7'41.870	41 Aleix ESPARGARO	SPA	APRILIA	1'41.040	171.2	4
9'17.075	12 Maverick VIÑALES	SPA	APRILIA	1'40.887	171.4	5
9'22.585	41 Aleix ESPARGARO	SPA	APRILIA	1'40.715	171.7	5
9'23.367	42 Alex RINS	SPA	SUZUKI	1'40.667	171.8	5
10'40.173	33 Brad BINDER	RSA	KTM	1'40.590	172.0	6
11'35.165	20 Fabio QUARTARARO	FRA	YAMAHA	1'40.549	172.0	6
14'04.528	30 Takaaki NAKAGAMI	JPN	HONDA	1'40.473	172.2	8
18'28.278	20 Fabio QUARTARARO	FRA	YAMAHA	1'40.335	172.4	10
19'15.086	33 Brad BINDER	RSA	KTM	1'40.279	172.5	11
20'08.268	20 Fabio QUARTARARO	FRA	YAMAHA	1'39.990	173.0	11
31'57.738	41 Aleix ESPARGARO	SPA	APRILIA	1'39.847	173.2	10
35'17.641	41 Aleix ESPARGARO	SPA	APRILIA	1'39.745	173.4	12
36'57.150	41 Aleix ESPARGARO	SPA	APRILIA	1'39.509	173.8	13
51'58.191	30 Takaaki NAKAGAMI	JPN	HONDA	1'39.486	173.9	20
54'22.338	20 Fabio QUARTARARO	FRA	YAMAHA	1'39.216	174.3	24
56'01.493	20 Fabio QUARTARARO	FRA	YAMAHA	1'39.155	174.4	25
59'14.177	30 Takaaki NAKAGAMI	JPN	HONDA	1'39.028	174.7	24

These data/results cannot be reproduced, stored and/or transmitted in whole or in part by any manner of electronic, mechanical, photocopying, recording, broadcasting or otherwise now known or herein after developed without the previous express consent by the copyright owner, except for reproduction in daily press and regular printed publications on sale to the public within 60 days of the event related to those data/results and always provided that copyright symbol appears together as follows below.

© DORNA, 2022

