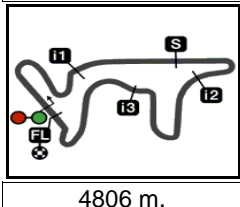


GRAN PREMIO MICHELIN® DE LA REPÚBLICA ARGENTINA

Free Practice Nr. 2

Classification

6



	<i>Rider</i>	<i>Nation</i>	<i>Team</i>	<i>Motorcycle</i>	<i>Time</i>	<i>Lap Total</i>	<i>Gap</i>	<i>Top Speed</i>
1	28 Izan GUEVARA	SPA	Solunion GASGAS Aspar Team	GASGAS	1'48.962	20 20		238.7
2	5 Jaume MASIA	SPA	Red Bull KTM Ajo	KTM	1'48.985	18 19	0.023 0.023	239.6
3	7 Dennis FOGGIA	ITA	Leopard Racing	HONDA	1'49.144	16 16	0.182 0.159	237.8
4	16 Andrea MIGNO	ITA	Rivacold Snipers Team	HONDA	1'49.169	18 18	0.207 0.025	236.4
5	11 Sergio GARCIA	SPA	Solunion GASGAS Aspar Team	GASGAS	1'49.258	9 17	0.296 0.089	238.2
6	10 Diogo MOREIRA	BRA	MT Helmets - MSI	KTM	1'49.361	8 16	0.399 0.103	234.7
7	24 Tatsuki SUZUKI	JPN	Leopard Racing	HONDA	1'49.430	9 12	0.468 0.069	239.6
8	27 Kaito TOBA	JPN	CIP Green Power	KTM	1'49.472	19 20	0.510 0.042	236.4
9	71 Ayumu SASAKI	JPN	Sterilgarda Husqvarna Max	HUSQVARNA	1'49.623	16 17	0.661 0.151	234.2
10	43 Xavier ARTIGAS	SPA	CFMOTO Racing PruestelGP	CFMOTO	1'49.790	15 15	0.828 0.167	236.4
11	99 Carlos TATAY	SPA	CFMOTO Racing PruestelGP	CFMOTO	1'49.869	10 16	0.907 0.079	235.5
12	48 Ivan ORTOLÁ	SPA	Angeluss MTA Team	KTM	1'49.897	8 15	0.935 0.028	236.0
13	54 Riccardo ROSSI	ITA	SIC58 Squadra Corse	HONDA	1'49.966	15 18	1.004 0.069	233.8
14	53 Deniz ÖNCÜ	TUR	Red Bull KTM Tech3	KTM	1'49.968	21 22	1.006 0.002	236.4
15	20 Lorenzo FELLON	FRA	SIC58 Squadra Corse	HONDA	1'50.023	15 18	1.061 0.055	235.1
16	82 Stefano NEPA	ITA	Angeluss MTA Team	KTM	1'50.051	9 15	1.089 0.028	236.9
17	67 Alberto SURRA	ITA	Rivacold Snipers Team	HONDA	1'50.174	13 13	1.212 0.123	230.3
18	19 Scott OGDEN	GBR	VisionTrack Racing Team	HONDA	1'50.181	11 15	1.219 0.007	236.4
19	18 Matteo BERTELLE	ITA	QJMotor Avintia Racing Team	KTM	1'50.197	15 19	1.235 0.016	234.2
20	96 Daniel HOLGADO	SPA	Red Bull KTM Ajo	KTM	1'50.203	17 18	1.241 0.006	236.0
21	31 Adrian FERNANDEZ	SPA	Red Bull KTM Tech3	KTM	1'50.223	19 20	1.261 0.020	235.5
22	6 Ryusei YAMANAKA	JPN	MT Helmets - MSI	KTM	1'50.276	9 15	1.314 0.053	233.8
23	72 Taiyo FURUSATO	JPN	Honda Team Asia	HONDA	1'50.749	14 20	1.787 0.473	234.7
24	23 Elia BARTOLINI	ITA	QJMotor Avintia Racing Team	KTM	1'50.815	11 17	1.853 0.066	236.9
25	64 Mario AJI	INA	Honda Team Asia	HONDA	1'50.824	7 13	1.862 0.009	231.2
26	66 Joel KELSO	AUS	CIP Green Power	KTM	1'50.924	13 17	1.962 0.100	228.7
27	22 Ana CARRASCO	SPA	BOE SKX	KTM	1'51.113	11 15	2.151 0.189	232.5
28	87 Gerard RIU MALE	SPA	BOE SKX	KTM	1'51.944	16 16	2.982 0.831	234.2
29	70 Joshua WHATLEY	GBR	VisionTrack Racing Team	HONDA	1'52.012	9 16	3.050 0.068	232.5

Practice condition: Dry

Air: 21°

Humidity: 49%

Ground: 30°

Fastest Lap:	Lap: 20	Izan GUEVARA	1'48.962	158.7 Km/h
Best Race Lap:	2015	Miguel OLIVEIRA	1'48.977	158.7 Km/h
All Time Lap Record:	2015	Miguel OLIVEIRA	1'48.461	159.5 Km/h

The results are provisional until the end of the limit for protest and appeals.

Time limit for protest expires 30' after publication of the results - Time:

These data/results cannot be reproduced, stored and/or transmitted in whole or in part by any manner of electronic, mechanical, photocopying, recording, broadcasting or otherwise now known or herein after developed without the previous express consent by the copyright owner, except for reproduction in daily press and regular printed publications on sale to the public within 60 days of the event related to those data/results and always provided that copyright symbol appears together as follows below.

© DORNA, 2022

Official MotoGP Timing by TISSOT

www.motogp.com

Termas de Río Hondo, Saturday, April 02, 2022



GRAN PREMIO MICHELIN® DE LA REPÚBLICA ARGENTINA

Free Practice Nr. 2

Combined Free Practice Times

7



4806 m.

		Rider	Nation	Team	MOTORCYCLE	FP1	FP2	Gap
1	28	I.GUEVARA	SPA	Solunion GASGAS Aspar Team	GASGAS	1'49.373 17	1'48.962 20	
2	5	J.MASIA	SPA	Red Bull KTM Ajo	KTM	1'49.934 17	1'48.985 18	0.023 0.023
3	7	D.FOGGIA	ITA	Leopard Racing	HONDA	1'49.268 17	1'49.144 16	0.182 0.159
4	16	A.MIGNO	ITA	Rivacold Snipers Team	HONDA	1'50.706 20	1'49.169 18	0.207 0.025
5	11	S.GARCIA	SPA	Solunion GASGAS Aspar Team	GASGAS	1'50.318 20	1'49.258 9	0.296 0.089
6	10	D.MOREIRA	BRA	MT Helmets - MSI	KTM	1'49.489 17	1'49.361 8	0.399 0.103
7	24	T.SUZUKI	JPN	Leopard Racing	HONDA	1'49.773 16	1'49.430 9	0.468 0.069
8	27	K.TOBA	JPN	CIP Green Power	KTM	1'49.591 16	1'49.472 19	0.510 0.042
9	71	A.SASAKI	JPN	Sterilgarda Husqvarna Max	HUSQVARNA	1'49.980 17	1'49.623 16	0.661 0.151
10	96	D.HOLGADO	SPA	Red Bull KTM Ajo	KTM	1'49.769 19	1'50.203 17	0.807 0.146
11	43	X.ARTIGAS	SPA	CFMOTO Racing PruestelGP	CFMOTO	1'51.081 18	1'49.790 15	0.828 0.021
12	53	D.ÖNCÜ	TUR	Red Bull KTM Tech3	KTM	1'49.861 20	1'49.968 21	0.899 0.071
13	99	C.TATAY	SPA	CFMOTO Racing PruestelGP	CFMOTO	1'50.569 18	1'49.869 10	0.907 0.008
14	48	I.ORTOLÁ	SPA	Angeluss MTA Team	KTM	1'50.540 17	1'49.897 8	0.935 0.028
15	6	R.YAMANAKA	JPN	MT Helmets - MSI	KTM	1'49.934 17	1'50.276 9	0.972 0.037
16	54	R.ROSSI	ITA	SIC58 Squadra Corse	HONDA	1'50.552 16	1'49.966 15	1.004 0.032
17	20	L.FELLON	FRA	SIC58 Squadra Corse	HONDA	1'50.653 16	1'50.023 15	1.061 0.057
18	82	S.NEPA	ITA	Angeluss MTA Team	KTM	1'50.624 18	1'50.051 9	1.089 0.028
19	31	A.FERNANDEZ	SPA	Red Bull KTM Tech3	KTM	1'50.163 21	1'50.223 19	1.201 0.112
20	67	A.SURRA	ITA	Rivacold Snipers Team	HONDA	1'50.752 16	1'50.174 13	1.212 0.011
21	19	S.OGDEN	GBR	VisionTrack Racing Team	HONDA	1'50.397 18	1'50.181 11	1.219 0.007
22	18	M.BERTELLE	ITA	QJMotor Avintia Racing Team	KTM	1'51.357 16	1'50.197 15	1.235 0.016
23	23	E.BARTOLINI	ITA	QJMotor Avintia Racing Team	KTM	1'50.399 20	1'50.815 11	1.437 0.202
24	66	J.KELSO	AUS	CIP Green Power	KTM	1'50.540 14	1'50.924 13	1.578 0.141
25	72	T.FURUSATO	JPN	Honda Team Asia	HONDA	1'51.797 18	1'50.749 14	1.787 0.209
26	64	M.AJI	INA	Honda Team Asia	HONDA	1'50.802 19	1'50.824 7	1.840 0.053
27	22	A.CARRASCO	SPA	BOE SKX	KTM	1'51.191 18	1'51.113 11	2.151 0.311
28	70	J.WHATLEY	GBR	VisionTrack Racing Team	HONDA	1'51.321 16	1'52.012 9	2.359 0.208
29	87	G.RIU MALE	SPA	BOE SKX	KTM	1'51.988 19	1'51.944 16	2.982 0.623

Pole Position Record:	2015	Miguel OLIVEIRA	1'48.461	159.5 Km/h
Best Race Lap:	2015	Miguel OLIVEIRA	1'48.977	158.7 Km/h
All Time Lap Record:	2015	Miguel OLIVEIRA	1'48.461	159.5 Km/h

The results are provisional until the end of the limit for protest and appeals.

Time limit for protest expires 60' after publication of the results - Time:

These data/results cannot be reproduced, stored and/or transmitted in whole or in part by any manner of electronic, mechanical, photocopying, recording, broadcasting or otherwise now known or herein after developed without the previous express consent by the copyright owner, except for reproduction in daily press and regular printed publications on sale to the public within 60 days of the event related to those data/results and always provided that copyright symbol appears together as follows below.

© DORNA, 2022

GRAN PREMIO MICHELIN® DE LA REPÚBLICA ARGENTINA

Free Practice Nr. 2

Top Speed & Average

8



Rider	Nation	Motorcycle	Top 5 speeds					Average	Top
5 Jaume MASIA	SPA	KTM	239.6	236.9	236.0	234.2	234.2	236.2	239.6
24 Tatsuki SUZUKI	JPN	HONDA	239.6	239.1	236.9	235.5	232.9	235.7	239.6
28 Izan GUEVARA	SPA	GASGAS	238.7	236.0	235.5	232.9	232.9	235.2	238.7
11 Sergio GARCIA	SPA	GASGAS	238.2	235.5	235.1	234.7	234.7	235.5	238.2
7 Dennis FOGGIA	ITA	HONDA	237.8	237.3	236.9	235.1	234.2	235.5	237.8
23 Elia BARTOLINI	ITA	KTM	236.9	233.8	232.0	230.3	229.5	232.5	236.9
82 Stefano NEPA	ITA	KTM	236.9	236.4	235.5	235.1	235.1	235.8	236.9
16 Andrea MIGNO	ITA	HONDA	236.4	232.0	231.6	231.6	231.2	232.6	236.4
19 Scott OGDEN	GBR	HONDA	236.4	236.0	232.9	231.6	231.2	233.6	236.4
27 Kaito TOBA	JPN	KTM	236.4	234.2	233.8	233.8	233.3	234.3	236.4
43 Xavier ARTIGAS	SPA	CFMOTO	236.4	235.1	235.1	235.1	233.3	235.0	236.4
53 Deniz ÖNCÜ	TUR	KTM	236.4	236.0	232.5	231.6	231.6	233.6	236.4
48 Ivan ORTOLÁ	SPA	KTM	236.0	234.7	233.3	231.6	230.8	233.3	236.0
96 Daniel HOLGADO	SPA	KTM	236.0	234.2	233.8	232.9	232.9	234.0	236.0
31 Adrian FERNANDEZ	SPA	KTM	235.5	232.9	232.9	232.5	232.0	233.0	235.5
99 Carlos TATAY	SPA	CFMOTO	235.5	233.8	232.0	231.2	230.8	232.7	235.5
20 Lorenzo FELLON	FRA	HONDA	235.1	235.1	234.2	233.8	233.8	234.4	235.1
10 Diogo MOREIRA	BRA	KTM	234.7	234.7	234.2	232.9	232.5	233.6	234.7
72 Taiyo FURUSATO	JPN	HONDA	234.7	233.3	231.6	231.2	230.8	232.3	234.7
18 Matteo BERTELLE	ITA	KTM	234.2	232.9	232.5	231.2	230.3	232.2	234.2
71 Ayumu SASAKI	JPN	HUSQVARNA	234.2	233.8	233.3	232.0	232.0	233.1	234.2
87 Gerard RIU MALE	SPA	KTM	234.2	232.5	231.2	231.2	230.8	232.0	234.2
6 Ryusei YAMANAKA	JPN	KTM	233.8	231.2	230.3	230.3	229.1	230.9	233.8
54 Riccardo ROSSI	ITA	HONDA	233.8	232.9	232.0	232.0	231.2	232.4	233.8
22 Ana CARRASCO	SPA	KTM	232.5	230.8	228.2	227.4	227.4	229.3	232.5
70 Joshua WHATLEY	GBR	HONDA	232.5	231.2	231.2	229.1	226.6	230.1	232.5
64 Mario AJI	INA	HONDA	231.2	231.2	230.8	230.8	229.5	230.7	231.2
67 Alberto SURRA	ITA	HONDA	230.3	229.1	229.1	227.8	226.6	228.3	230.3
66 Joel KELSO	AUS	KTM	228.7	226.6	225.4	225.4	223.3	224.9	228.7

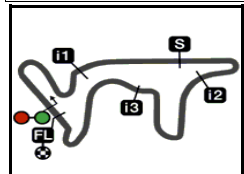
These data/results cannot be reproduced, stored and/or transmitted in whole or in part by any manner of electronic, mechanical, photocopying, recording, broadcasting or otherwise now known or herein after developed without the previous express consent by the copyright owner, except for reproduction in daily press and regular printed publications on sale to the public within 60 days of the event related to those data/results and always provided that copyright symbol appears together as follows below.

© DORNA, 2022

Official MotoGP Timing by TISSOT
www.motogp.com



Termas de Río Hondo, Saturday, April 02, 2022



4806 m.

GRAN PREMIO MICHELIN® DE LA REPÚBLICA ARGENTINA

Free Practice Nr. 2

Chronological Analysis of Performances

9

* Lap / Sector time cancelled T1 Time from finish line to 1st intermediate T3 Time from 2nd intermed. to 3rd intermed.
 P Crossing the finish line in pit lane T2 Time from 1st intermed. to 2nd intermed. T4 Time from 3rd intermediate to finish line

Lap	Lap Time	T1	T2	T3	T4	Speed	Lap	Lap Time	T1	T2	T3	T4	Speed
1st 28 Izan GUEVARA Solunion GASGAS As SPA Runs=3 Total laps=20 Full laps=12							3rd 7 Dennis FOGGIA Leopard Racing ITA Runs=2 Total laps=16 Full laps=9						
1	1'58.753	29.094	28.542	27.051	25.639	228.7	1	2'54.628	30.416	28.409	27.238	27.148	232.5
2	1'50.158	29.698	28.051	26.980	25.429	230.3	2	1'50.557	29.703	27.910	27.196	25.748	234.2
3	1'50.067 *	29.589	27.976	26.867	25.635*	231.2	3	1'50.260	29.725	27.904	27.033	25.598	234.2
4	1'49.855	29.521	27.939	26.935	25.460	230.8	4	1'50.040	29.619	27.773	26.991	25.657	235.1
5	1'49.880	29.576	27.894	26.865	25.545	229.9	5	1'50.275 *	29.731*	27.782	27.084	25.673	233.8
6	1'46.971 P	29.538	28.938	27.666	20.829	230.3	6	1'52.405 *	31.07*	27.947	27.530	25.851	232.5
7	5'58.216	29.931	28.131	27.144	25.748	231.2	7	1'50.464	29.793	27.847	26.985	25.839	232.0
8	1'49.834	29.497	27.772	27.007	25.558	232.9	8	1'52.863 P	35.842	28.368	27.176*	21.477	230.3
9	1'49.719	29.537	27.511	27.209	25.462	238.7	9	11'41.379	29.097	27.836	27.096	25.706	232.9
10	1'50.216	29.688	28.047	26.981	25.500	227.8	10	1'49.620	29.466	27.706	26.850	25.598	234.2
11	1'45.408 P	29.664	27.963	27.375	20.406	228.7	11	1'49.913	29.620	27.686	26.966	25.641	233.3
12	5'47.386	29.519	28.037	27.069	25.598	230.3	12	1'49.610	29.464	27.715	26.881	25.550	234.2
13	1'50.128	29.721	27.853	27.071	25.483	232.9	13	1'49.546	29.464	27.665	26.901	25.623	236.9
14	1'50.554	29.588	27.945	27.386	25.635	231.2	14	1'46.680 P	29.459	27.866	28.932	20.423	237.8
15	1'50.157	29.582	27.792	27.184	25.599	231.2	15	12'36.477	35.343	28.150	27.347	25.647	232.9
16	1'45.965 P	30.058	28.197	27.281	20.429	230.8	16	1'49.144	29.515	27.447	26.763	25.419	237.3
17	8'01.256	28.444	27.883	27.008	25.589	229.1	4th 16 Andrea MIGNO Rivacold Snipers Tea ITA Runs=3 Total laps=18 Full laps=9						
18	1'49.206	29.241	27.573	26.982	25.410	236.0	1	2'48.164	29.225	28.523	27.498	25.944	229.1
19	2'05.880	32.658	29.973	35.353	27.896	178.2	2	1'50.448	29.683	27.981	27.053	25.731	231.2
20	1'48.962	29.303	27.644	26.858	25.157	235.5	3	1'50.457	29.563	28.014	27.126	25.754	231.6
2nd 5 Jaume MASIA Red Bull KTM Ajo SPA Runs=2 Total laps=19 Full laps=12							14						
1	2'34.211	32.157	28.664	27.409	26.063	227.4	15	1'49.835	29.336	27.978	26.944	25.577	227.0
2	1'49.917	29.542	27.710	26.942	25.723	236.9	16	1'45.850 P	29.674	28.330	27.559	20.287	225.0
3	1'50.870	29.875	27.635	27.197	26.163	239.6	17	5'22.627	36.447	28.160	28.576	25.691	228.2
4	1'50.912 *	29.538	28.299	27.053*	26.022*	234.2	18	1'49.169	29.345	27.745	26.681	25.398	231.6
5	1'50.293	29.543	28.104	26.950	25.696	230.8	5th 11 Sergio GARCIA Solunion GASGAS As SPA Runs=2 Total laps=17 Full laps=10						
6	1'50.108	29.505	27.774	27.035	25.794	236.0	1	2'35.845 *	30.179	28.507	27.377*	25.896*	231.2
7	1'50.149	29.577	27.769	27.093	25.710	231.2	2	1'49.952	29.565	27.822	26.861	25.704	234.7
8	1'51.382	29.707	28.356	27.361	25.958	228.7	3	1'49.939	29.564	27.640	27.105	25.630	238.2
9	1'48.518 P	30.848	28.301	27.623	21.746	228.2	4	1'55.126 *	29.940	31.135	27.959*	26.092*	205.7
10	8'19.563 *	30.988	28.215	27.243*	25.925*	229.1							
11	1'49.745	29.376	27.615	27.066	25.688	234.2							
12	1'49.872	29.565	27.919	26.862	25.526	232.9							
13	1'53.269	31.422	28.397	27.223	26.227	229.9							
14	1'49.956	29.500	27.734	26.945	25.777	233.8							
15	1'50.348	29.640	27.962	27.003	25.743	230.8							
16	1'50.051 P	31.055	28.817	28.634	21.545	227.8							
17	10'57.904 *	28.365	28.118	27.326*	27.366*	227.8							
18	1'48.985	29.269	27.650	26.917	25.149	233.8							
19	1'52.722 *	30.74*	28.782	27.467	25.726	227.0							

Fastest Lap:	Izan GUEVARA	Solunion GASGAS As SPA	1'48.962	29.303	27.644	26.858	25.157
---------------------	--------------	------------------------	-----------------	--------	--------	--------	--------

These data/results cannot be reproduced, stored and/or transmitted in whole or in part by any manner of electronic, mechanical, photocopying, recording, broadcasting or otherwise now known or herein after developed without the previous express consent by the copyright owner, except for reproduction in daily press and regular printed publications on sale to the public within 60 days of the event related to those data/results and always provided that copyright symbol appears together as follows below.
 © DORNA, 2022



Free Practice Nr. 2

Moto3

Lap	Lap Time	T1	T2	T3	T4	Speed	Lap	Lap Time	T1	T2	T3	T4	Speed
5	1'50.122	29.571	27.760	27.059	25.732	234.7	7	1'51.440 *	29.84*	28.033	27.415	26.144*	231.2
6	1'50.275	29.683	27.797	27.051	25.744	235.5	8	1'47.368 P	29.983	28.070	27.625	21.690	230.3
7	1'46.110 P	29.667	27.911	27.268	21.264	235.1	9	7'18.195	29.953	28.009	27.267	25.839	229.9
8	7'16.209	28.365	27.915	27.158	25.594	232.9	10	1'51.197	29.392	27.650	28.002	26.153	233.8
9	1'49.258	29.419	27.650	26.756	25.433	234.7	11	1'51.739	29.958	28.159	27.654	25.968	227.4
10	1'49.524	29.469	27.623	26.867	25.565	232.5	12	1'50.703	29.503	28.079	27.188	25.933	227.4
11	1'50.421	29.692	27.926	27.127	25.676	229.9	13	1'51.325	29.857	28.245	27.323	25.900	227.8
12	1'50.368	29.655	27.973	27.117	25.623	230.8	14	1'50.473	29.602	27.954	27.133	25.784	229.9
13	1'50.375	29.654	27.980	27.011	25.730	229.9	15	1'51.128	30.017	27.914	27.235	25.962	229.9
14	1'46.679 P	29.643	27.869	27.095	22.072	231.6	16	1'50.602	29.652	27.938	27.090	25.922	230.8
15	15'28.328 *	27.852	27.927	27.154*	25.762*	228.7	17	1'46.607 P	29.532	28.171	27.233	21.671	227.8
16	2'00.695 *	29.342	27.762	35.363*	28.228*	234.2	18	10'06.304	28.816	28.733	27.556	30.537	225.0
17	1'49.482	29.413	27.724	26.882	25.463	234.2	19	1'49.472	29.231	27.677	27.007	25.557	231.6
							20	1'53.281 P	29.40*	27.742	30.581*	25.556	232.0

6th 10 Diogo MOREIRA MT Helmets - MSI BRA
Runs=2 Total laps=16 Full laps=9

1	2'53.837	29.076	28.993	27.881	26.646	226.2
2	1'52.941	31.948	27.993	27.320	25.680	234.7
3	1'50.454	29.642	28.020	27.045	25.747	232.9
4	1'50.324 *	29.529	27.917	27.105*	25.773*	234.7
5	1'52.665 *	29.90*	28.206	27.439*	27.119*	226.6
6	1'48.914 P	30.63*	29.166	27.813	21.299	229.5
7	13'27.377	31.386	28.160	27.149	25.916	229.9
8	1'49.361	29.369	27.599	26.861	25.532	234.2
9	1'50.104	29.671	27.884	27.037	25.512	232.5
10	1'51.509	29.718	28.432	27.390	25.969	226.6
11	1'52.714	31.885	27.830	27.160	25.839	232.5
12	1'50.011	29.584	27.809	26.995	25.623	232.0
13	1'51.557 P	29.805	29.711	28.663*	23.378	225.4
14	10'32.804	29.273	29.905	31.731	25.510	214.9
15	2'05.723	29.485	32.869	35.585	27.784	223.3
16	1'49.502	29.412	27.788	26.966	25.336	231.6

7th 24 Tatsuki SUZUKI Leopard Racing JPN
Runs=2 Total laps=12 Full laps=5

1	2'37.060 *	50.500	28.873	27.280*	25.716*	228.7
2	1'49.810	29.565	27.767	26.882	25.596	235.5
3	1'50.026	29.534	27.925	26.981	25.586	236.9
4	1'54.513 *	29.525	28.029	27.419*	29.540*	239.1
5	3'09.851 P	1'06.774	49.902	42.001*	31.174	139.9
6	18'02.161 *	33.054	33.120	31.806*	25.739*	172.7
7	1'49.910	29.584	27.931	26.884	25.511	232.9
8	1'49.669	29.442	27.854	26.929	25.444	232.9
9	1'49.430	29.343	27.753	26.811	25.523	232.9
10	1'48.145 P	29.236	27.656	29.072*	22.181	239.6
11	12'36.008 *	37.019	28.440	33.804*	25.537*	230.3
12	1'49.482 *	29.444	27.751	26.866*	25.421*	232.0

8th 27 Kaito TOBA CIP Green Power JPN
Runs=3 Total laps=20 Full laps=11

1	2'32.842	36.028	29.893	28.873	27.196	217.1
2	1'51.017	29.761	27.929	27.363	25.964	234.2
3	1'51.059	29.665	27.808	27.437	26.149	236.4
4	1'51.177 *	29.709	28.150	27.339*	25.979*	233.3
5	1'50.304	29.490	28.041	26.986	25.787	232.9
6	1'51.593 *	30.360	27.953	27.309	25.971*	233.8

9th 71 Ayumu SASAKI Sterilgarda Husqvarna JPN
Runs=4 Total laps=17 Full laps=9

1	2'55.040	29.452	28.303	27.155	26.475	231.2
2	1'50.863	29.974	28.095	27.124	25.670	232.0
3	1'50.662	29.743	28.028	27.236	25.655	233.3
4	1'50.868	29.740	28.041	27.223	25.864	232.0
5	1'48.766 P	29.86*	28.640	27.710	22.551	227.8
6	7'43.181	29.320	28.611	27.856	26.073	228.7
7	1'51.392	29.921	28.212	27.467	25.792	227.8
8	1'51.491	29.940	28.313	27.342	25.896	228.7
9	1'51.246	29.775	28.212	27.446	25.813	229.5
10	1'52.340 P	30.799	28.884	30.414	22.243	223.7
11	7'17.516	29.159	28.394	27.461	27.104	229.1
12	1'49.997	29.684	27.865	26.931	25.517	234.2
13	1'51.936	29.504	28.046	28.627	25.759	228.7
14	1'45.911 P	29.513	28.030	27.072	21.296	228.7
15	9'25.077	29.269	28.311	28.564	28.845	228.7
16	1'49.623	29.383	27.757	26.960	25.523	233.8
17	1'49.319 P	30.63*	28.842	28.053	21.792	224.1

10th 43 Xavier ARTIGAS CFMOTO Racing Pru SPA
Runs=2 Total laps=15 Full laps=6

1	2'54.321	29.668	28.263	27.404	26.299	227.8
2	1'52.634	31.202	27.926	27.520	25.986	235.1
3	1'50.575	29.718	27.975	27.178	25.704	235.1
4	1'50.420	29.574	27.833	27.234	25.779	235.1
5	1'52.683 *	29.73 *	27.950	27.630*	27.372*	236.4
6	1'52.992 *	30.63*	28.737	27.651	25.970	228.2
7	1'49.234 P	29.968	28.138	27.591	23.537	230.3
8	13'13.694	31.567	28.316	27.225	25.596	226.2
9	1'49.873	29.451	27.784	27.119	25.519	229.9
10	1'51.305	29.859	28.264	27.403	25.779	227.8
11	1'56.542 *	29.530	28.978	28.631*	29.403*	225.8
12	1'47.601 P	29.672	28.190	28.145	21.594	233.3
13	12'33.279	28.414	28.828	31.470	25.637	224.1
14	2'00.459 *	29.469	31.116	33.081*	26.793*	230.3
15	1'49.790	29.398	27.710	27.055	25.627	232.0

11th 99 Carlos TATAY CFMOTO Racing Pru SPA
Runs=2 Total laps=16 Full laps=9

1	2'42.065	29.632	28.604	27.727	26.002	225.8
---	----------	--------	--------	--------	--------	-------

Fastest Lap: Izan GUEVARA Solunion GASGAS As SPA 1'48.962 29.303 27.644 26.858 25.157

These data/results cannot be reproduced, stored and/or transmitted in whole or in part by any manner of electronic, mechanical, photocopying, recording, broadcasting or otherwise now known or herein after developed without the previous express consent by the copyright owner, except for reproduction in daily press and regular printed publications on sale to the public within 60 days of the event related to those data/results and always provided that copyright symbol appears together as follows below.
© DORNA, 2022

Official MotoGP Timing by TISSOT
www.motogp.com

Termas de Río Hondo, Saturday, April 02, 2022 Page 2 of 6



Free Practice Nr. 2

Moto3

Lap	Lap Time	T1	T2	T3	T4	Speed	Lap	Lap Time	T1	T2	T3	T4	Speed								
							14th	53	Deniz ÖNCÜ			Red Bull KTM Tech3 TUR									
									Runs=3	Total laps=22		Full laps=9									
2	1'50.453	29.498	28.009	27.217	25.729	229.9	1	2'32.450	31.952	28.851	27.647	26.184	226.2								
3	1'50.576	29.435	27.964	27.321	25.856	230.8	2	1'50.603	29.801	28.103	27.175	25.524	232.5								
4	1'50.682 *	29.534	28.090	27.195*	25.863*	231.2	3	1'50.244 *	29.542	27.797	27.024	25.881*	231.6								
5	1'50.096	29.357	27.817	27.202	25.720	235.5	4	1'50.276 *	29.64*	27.695	27.084	25.852	236.4								
6	1'50.638	29.470	27.831	27.477	25.860	232.0	5	1'50.945	29.689	28.422	27.220	25.614	227.0								
7	1'50.217	29.379	27.939	27.216	25.683	229.9	6	1'50.208 *	29.511	27.828	27.278	25.591*	230.3								
8	1'49.002 P	29.814	29.790	28.036	21.362	213.1	7	1'52.239 *	29.662	28.152	27.703*	26.722*	229.1								
9	1'42.056	31.198	28.293	27.205	25.688	225.8	8	1'51.187	29.815	28.256	27.310	25.806	236.0								
10	1'49.869	29.390	27.895	27.056	25.528	233.8	9	1'45.281 P	29.783	28.128	27.186	20.184	229.9								
11	1'49.995	29.334	27.846	27.110	25.705	229.5	10	5'42.029 *	31.640	28.405	27.271	26.063*	225.0								
12	1'57.912	29.643	31.846	28.878	27.545	210.9	11	1'50.510	29.763	28.011	27.112	25.624	228.7								
13	1'47.107 P	29.583	28.655	27.438	21.431	225.0	12	1'50.429	29.713	28.039	27.172	25.505	228.2								
14	12'53.384	29.572	28.750	28.373	27.234	225.0	13	1'50.625	29.565	28.090	27.076	25.894	228.2								
15	1'51.789	29.303	27.927	28.125	26.434	229.1	14	1'52.953	31.455	28.354	27.213	25.931	225.8								
16	1'54.354 *	29.761*	29.915	28.267	26.403	211.3	15	1'50.738	29.693	28.208	27.049	25.788	227.0								
							12th	48	Ivan ORTOLÁ			Angeluss MTA Team SPA									
									Runs=2	Total laps=15		Full laps=6									
1	2'42.988	29.151	28.811	27.379	26.135	224.1	16	1'46.999 P	30.015	28.433	27.776*	20.775	227.4								
2	1'52.902	29.632	28.635	28.187	26.448	227.4	17	4'27.389 *	29.699	28.404	27.163*	25.778*	226.2								
3	1'51.660 *	29.722	28.232	27.334*	26.372*	231.6	18	1'50.644 *	29.524	27.892	27.170	26.058*	231.6								
4	1'51.588	29.807	28.508	27.269	26.004	226.6	19	1'45.199 P	29.697	28.327	27.120	20.055	219.8								
5	1'53.539	30.826	29.080	27.405	26.228	223.7	20	5'31.075	28.592	28.915	27.839	31.117	225.8								
6	1'51.668 P	30.91*	29.074	28.655	23.027	222.9	21	1'49.968	29.495	28.146	26.975	25.352	224.5								
7	15'12.893	31.727	28.581	27.209	25.788	228.2	22	1'49.746 *	29.44*	27.953	26.859	25.490	228.2								
8	1'49.897	29.373	27.868	27.030	25.626	236.0															
9	1'50.176	29.498	28.001	26.946	25.731	234.7	15th	20	Lorenzo FELLON			SIC58 Squadra Corse FRA									
10	1'57.353 *	29.772	29.794	28.124*	29.663*	197.3			Runs=4	Total laps=18		Full laps=9									
11	1'57.187 *	29.696	28.348	29.983*	29.160*	230.3	1	2'00.954	28.502	28.377	27.524	26.456	229.1								
12	1'48.265 P	29.573	28.152	28.121	22.419	233.3	2	1'52.484	30.249	28.541	27.484	26.210	228.7								
13	10'39.657 *	27.703	28.158	27.744*	25.803*	227.0	3	1'47.538 P	30.606	28.540	27.552*	20.840	227.4								
14	1'57.407	30.239	28.046	32.966	26.156	230.8	4	2'26.282 *	29.610	30.089	31.154*	27.627*	218.7								
15	1'50.577 *	29.410	27.989	27.173*	26.005*	230.3	5	1'51.630	30.048	28.151	27.403	26.028	235.1								
							13th	54	Riccardo ROSSI			SIC58 Squadra Corse ITA									
									Runs=3	Total laps=18		Full laps=9									
1	2'43.673 *	28.974	28.660	27.394*	26.445*	231.2	6	1'46.673 P	29.991	28.186	27.403*	21.093	232.5								
2	1'51.881	29.867	28.234	27.440	26.340	232.0	7	5'19.723	28.591	28.276	27.267	26.040	229.9								
3	1'53.988 *	29.922	28.202	27.334*	28.530*	230.8	8	1'50.569	29.656	27.856	27.276	25.781	234.2								
4	1'51.631	29.843	28.208	27.446	26.134	230.8	9	1'50.706	29.779	27.986	27.169	25.772	229.9								
5	1'52.855 P	30.571*	30.094	29.481*	22.705	213.4	10	1'50.516	29.795	27.925	27.083	25.713	229.1								
6	4'56.057	29.867	28.648	27.882	26.534	225.4	11	1'45.382 P	29.745	28.082	27.117	20.438	228.7								
7	1'51.639 *	29.810	28.310	27.324*	26.195*	228.2	12	5'01.350 *	32.987	33.108	31.915*	25.854*	176.1								
8	1'51.335	29.831	28.259	27.341	25.904	227.0	13	1'50.509	29.734	27.872	27.045	25.858	232.9								
9	1'51.330	29.875	28.144	27.289	26.022	232.0	14	1'50.592	29.955	27.861	27.111	25.665	229.5								
10	1'50.859	29.707	28.076	27.193	25.883	229.1	15	1'50.023	29.583	27.708	26.921	25.811	233.8								
11	1'58.292 P	32.257	29.640	29.397*	26.998	213.1	16	1'45.937 P	29.591	27.830	27.044	21.472	235.1								
12	4'50.707 *	29.753	28.585	28.139*	28.269*	226.6	17	12'39.355 *	37.543	28.139	33.160*	29.303*	233.3								
13	1'50.221	29.719	27.807	26.958	25.737	233.8	18	1'50.237	29.771	27.830	26.992	25.644	233.8								
14	1'50.218	29.594	27.909	27.081	25.634	230.8															
15	1'49.966	29.465	27.787	27.041	25.673	229.1	16th	82	Stefano NEPA			Angeluss MTA Team ITA									
16	1'48.424 P	29.493	28.008	27.131*	23.792	229.9			Runs=2	Total laps=15		Full laps=6									
17	12'37.521 *	36.264	29.526	28.635*	30.475*	211.6	1	2'36.181 *	31.232	28.591	27.354*	25.861*	229.9								
18	1'50.087	29.703	27.834	26.983	25.567	232.9	2	1'50.145 *	29.574	27.923	26.852*	25.796*	232.9								
							<table border="1"> <tr> <td>Fastest Lap:</td> <td>Izan GUEVARA</td> <td>Solunion GASGAS As SPA</td> <td>1'48.962</td> <td>29.303</td> <td>27.644</td> <td>26.858</td> <td>25.157</td> </tr> </table>							Fastest Lap:	Izan GUEVARA	Solunion GASGAS As SPA	1'48.962	29.303	27.644	26.858	25.157
Fastest Lap:	Izan GUEVARA	Solunion GASGAS As SPA	1'48.962	29.303	27.644	26.858	25.157														

These data/results cannot be reproduced, stored and/or transmitted in whole or in part by any manner of electronic, mechanical, photocopying, recording, broadcasting or otherwise now known or herein after developed without the previous express consent by the copyright owner, except for reproduction in daily press and regular printed publications on sale to the public within 60 days of the event related to those data/results and always provided that copyright symbol appears together as follows below.
© DORNA, 2022

Free Practice Nr. 2

Moto3

Lap	Lap Time	T1	T2	T3	T4	Speed	Lap	Lap Time	T1	T2	T3	T4	Speed
9	1'50.051	29.481	27.828	27.146	25.596	232.9	13	1'50.478	29.523	28.057	27.183	25.715	225.4
10	1'50.237	29.553	27.910	27.043	25.731	236.4	14	1'56.888	35.295	28.608	27.340	25.645	221.8
11	1'57.562 *	29.651	31.132	29.057*	27.722*	217.1	15	1'50.197	29.456	27.987	27.052	25.702	230.3
12	1'47.924 P	29.802	27.837	28.811*	21.474	236.9	16	1'47.740 P	31.887	28.092	27.127	20.634	226.6
13	12'51.469 *	29.628	33.277	28.383*	31.402*	195.4	17	9'03.449	29.117	28.929	29.460	25.724	222.9
14	1'50.126	29.638	27.909	26.968	25.611	231.2	18	2'00.845 *	29.903	30.937	33.466*	26.539*	227.0
15	1'50.438 *	29.57*	28.087	27.171	25.603	225.8	19	1'52.116	29.810	28.508	27.630	26.168	223.7

17th	67	Alberto SURRA	Rivacold Snipers Tea	ITA	Runs=3	Total laps=13	Full laps=6
1	2'48.554	28.656	28.332	27.415	25.960	226.2	
2	1'51.586	29.892	28.301	27.364	26.029	229.1	
3	1'51.942	29.965	28.387	27.402	26.188	226.6	
4	1'46.861 P	30.019	28.693	27.467	20.682	224.1	
5	8'47.837	28.249	28.310	27.225	25.676	226.6	
6	1'53.184	30.245	28.209	27.457	27.273	223.7	
7	1'50.793	29.879	27.973	27.196	25.745	229.1	
8	1'50.975	29.689	28.322	27.143	25.821	223.7	
9	1'46.834 P	31.280	28.192	27.127*	20.235	230.3	
10	5'35.420 *	34.602	33.855	33.887	29.030*	176.1	
11	1'46.730 P	29.815	28.528	27.277	21.110	223.3	
12	17'26.788 *	36.743	28.348	33.675*	26.201*	225.0	
13	1'50.174	29.491	28.011	27.050	25.622	227.8	

18th	19	Scott OGDEN	VisionTrack Racing T	GBR	Runs=4	Total laps=15	Full laps=6
1	2'29.008 *	47.898	30.398	28.069	26.200*	219.0	
2	1'51.655 *	29.95*	28.326	27.311	26.062	226.2	
3	1'51.136	29.744	28.085	27.301	26.006	228.7	
4	1'53.073 *	29.992	28.649	27.617*	26.815*	225.8	
5	1'51.945	29.977	28.264	27.382	26.322	229.9	
6	1'48.396 P	30.454	28.146	27.645	22.151	236.0	
7	7'56.863	31.718	29.262	28.353	26.551	223.3	
8	1'49.855 P	30.334	28.449	28.713	22.359	225.8	
9	5'45.617	30.938	28.299	27.191	25.942	236.4	
10	1'50.234	29.377	27.864	27.038	25.955	231.2	
11	1'50.181	29.417	27.831	27.093	25.840	231.6	
12	1'50.325	29.541	27.771	27.263	25.750	232.9	
13	1'52.095 P	30.468	28.765	27.928	24.934	222.5	
14	12'15.926 *	27.651	1'50.896	33.600*	26.377*	224.5	
15	2'13.620	31.443	32.605	35.568	34.004	202.4	

19th	18	Matteo BERTELLE	QJMotor Avintia Racin	ITA	Runs=3	Total laps=19	Full laps=11
1	2'29.583	49.168	28.999	27.855	26.272	229.1	
2	1'54.979	29.944	28.371	29.341	27.323	227.8	
3	1'50.999	29.804	28.117	27.025	26.053	234.2	
4	1'50.918	29.634	28.097	27.226	25.961	232.9	
5	1'50.930	29.841	28.307	27.079	25.703	231.2	
6	1'50.693	29.668	28.006	27.060	25.959	232.5	
7	1'50.140 P	31.734	30.125	27.305	20.976	210.2	
8	5'21.208	31.575	28.902	30.071	27.771	220.6	
9	1'52.209	29.928	28.625	27.815	25.841	225.4	
10	1'50.953	29.690	28.061	27.268	25.934	228.2	
11	1'48.709 P	30.068	28.387	29.425*	20.829	227.4	
12	6'14.967	30.984	28.622	27.223	25.645	223.7	

20th	96	Daniel HOLGADO	Red Bull KTM Ajo	SPA	Runs=2	Total laps=18	Full laps=11
1	2'27.970	32.415	28.449	27.464	26.364	232.5	
2	1'51.540	29.826	28.166	27.414	26.134	228.7	
3	1'51.222	29.793	28.045	27.183	26.201	230.8	
4	1'53.735	31.860	28.743	27.280	25.852	228.2	
5	1'50.834	29.780	28.046	27.125	25.883	233.8	
6	1'50.750	29.656	27.841	27.180	26.073	236.0	
7	1'50.840	29.699	28.091	27.175	25.875	232.0	
8	1'50.453 P	31.034	29.436	28.293	21.690	223.7	
9	10'07.694	31.369	28.544	27.446	26.118	226.2	
10	1'50.788	29.583	27.908	27.191	26.106	231.6	
11	1'50.936 *	29.574	27.893	27.766*	25.703*	232.9	
12	1'51.358	29.862	28.028	27.153	26.315	232.9	
13	1'51.385	29.753	28.435	27.351	25.846	228.2	
14	1'50.483	29.697	27.852	27.132	25.802	234.2	
15	1'52.466 P	30.443	28.409	30.105*	23.509	228.7	
16	10'50.143	28.407	32.741	27.908	31.167	177.1	
17	1'50.203	29.543	28.056	27.010	25.594	228.2	
18	1'49.968 *	29.49*	27.930	26.964	25.581	228.2	

21st	31	Adrian FERNANDEZ	Red Bull KTM Tech3	SPA	Runs=3	Total laps=20	Full laps=11
1	2'32.555	34.340	28.552	29.929	28.246	229.9	
2	1'50.794	29.856	27.822	27.368	25.748	232.9	
3	1'50.302	29.544	27.783	27.087	25.888	231.2	
4	1'50.421	29.645	27.836	27.181	25.759	235.5	
5	1'50.855	29.629	28.358	27.158	25.710	231.6	
6	1'50.384	29.608	27.982	27.105	25.689	232.9	
7	1'50.345	29.573	27.938	27.185	25.649	232.5	
8	1'49.129 P	30.089	28.737	27.740	22.563	223.7	
9	8'05.996	31.426	28.699	27.461	25.934	224.1	
10	1'51.413	29.897	28.247	27.373	25.896	226.6	
11	1'51.536	29.848	28.350	27.390	25.948	224.1	
12	1'51.123	29.742	28.226	27.247	25.908	224.1	
13	1'51.299	29.876	28.368	27.146	25.909	225.8	
14	1'49.192 P	31.693	28.129	27.491*	21.879	232.0	
15	5'39.506 *	30.106	28.082	27.067*	25.840*	227.0	
16	1'50.993 *	29.496	28.280	27.172	26.045*	223.7	
17	1'46.210 P	29.711	28.446	27.090	20.963	221.0	
18	5'33.158 *	28.331	29.758	28.297*	32.756*	229.1	
19	1'50.223	29.444	27.894	27.218	25.667	232.0	
20	1'50.288 *	29.59*	28.029	27.038	25.630	227.4	

22nd	6	Ryusei YAMANAKA	MT Helmets - MSI	JPN	Runs=4	Total laps=15	Full laps=5
1	2'54.452	30.498	28.705	27.337	26.217	225.4	
2	1'52.915	30.900	28.254	27.240	26.521	230.3	

Fastest Lap: Izan GUEVARA Solunion GASGAS As SPA **1'48.962** 29.303 27.644 26.858 25.157

These data/results cannot be reproduced, stored and/or transmitted in whole or in part by any manner of electronic, mechanical, photocopying, recording, broadcasting or otherwise now known or herein after developed without the previous express consent by the copyright owner, except for reproduction in daily press and regular printed publications on sale to the public within 60 days of the event related to those data/results and always provided that copyright symbol appears together as follows below.
© DORNA, 2022



Free Practice Nr. 2

Moto3

Lap	Lap Time	T1	T2	T3	T4	Speed	Lap	Lap Time	T1	T2	T3	T4	Speed
28th	87	Gerard RIU MALE		BOE SKX		SPA							
		Runs=2	Total laps=16	Full laps=10									
1	2'29.825	37.960	33.907	28.906	26.633	200.4							
2	1'52.496	30.238	28.444	27.647	26.167	231.2							
3	1'53.144	30.264	28.450	27.650	26.780	231.2							
4	1'52.052	30.093	28.442	27.533	25.984	232.5							
5	1'52.071	30.012	28.318	27.510	26.231	234.2							
6	1'52.690	30.134	28.247	27.833	26.476	230.3							
7	1'51.969	29.883	28.433	27.576	26.077	230.8							
8	1'48.007 P	30.094	28.673	27.810	21.430	224.5							
9	13'35.804	33.098	28.961	28.090	26.309	223.7							
10	1'52.222	30.019	28.310	27.786	26.107	227.8							
11	1'52.689	30.104	28.646	27.588	26.351	226.6							
12	1'54.161	30.088	28.990	28.616	26.467	223.7							
13	1'48.890 P	30.059	28.682	27.697	22.452	225.4							
14	10'41.116	29.206	28.954	31.587	25.989	222.5							
15	1'59.050 *	29.804	28.227	33.878*	27.141*	227.4							
16	1'51.944	29.747	28.165	27.838	26.194	229.5							

29th	70	Joshua WHATLEY		VisionTrack Racing T		GBR							
		Runs=4	Total laps=16	Full laps=5									
1	2'29.285 *	36.619	28.978	31.373	35.205*	225.4							
2	1'55.048 *	30.36*	28.305	28.885	27.494	231.2							
3	1'52.332	30.367	28.202	27.487	26.276	232.5							
4	1'55.156 *	30.133	28.699	28.526*	27.798*	231.2							
5	1'48.919 P	30.23*	28.738	27.850	22.097	226.6							
6	10'46.927	30.446	30.547	29.836	26.169	206.4							
7	1'52.117	29.968	28.560	27.486	26.103	224.1							
8	1'56.754 *	33.600	28.224	27.193*	27.737*	229.1							
9	1'52.012	30.188	28.336	27.365	26.123	225.8							
10	1'47.786 P	29.899	28.690	27.442	21.755	223.7							
11	6'22.628	33.971	28.953	27.411	30.299	226.2							
12	2'00.907 P	32.940	29.814	30.681	27.472	216.4							
13	9'26.008 *	57.393	30.837*	28.808*	26.907	210.9							
14	1'52.954	30.355	28.728	27.663	26.208	219.0							
15	1'54.371	30.956	29.310	27.791	26.314	214.5							
16	1'51.024 P	30.22*	29.127	29.010	22.665	216.4							

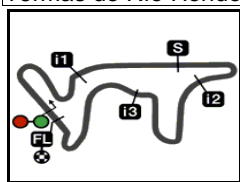
Fastest Lap: Izan GUEVARA Solunion GASGAS As SPA **1'48.962** 29.303 27.644 26.858 25.157

These data/results cannot be reproduced, stored and/or transmitted in whole or in part by any manner of electronic, mechanical, photocopying, recording, broadcasting or otherwise now known or herein after developed without the previous express consent by the copyright owner, except for reproduction in daily press and regular printed publications on sale to the public within 60 days of the event related to those data/results and always provided that copyright symbol appears together as follows below.
© DORNA, 2022

Official MotoGP Timing by TISSOT
www.motogp.com

Termas de Río Hondo, Saturday, April 02, 2022 Page 6 of 6





4806 m.

GRAN PREMIO MICHELIN® DE LA REPÚBLICA ARGENTINA

Free Practice Nr. 2

Best Partial Times

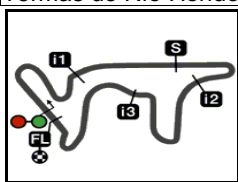
Moto3™

IT Ideal Lap Time, sum of the best partial times

BT Best Lap Time

T1		T2		T3		T4						
Pos	Rider	Time	Rider	Time	Rider	Time	Rider	Time	Pos	Rider	IT	BT
1	K.TOBA	29.231	D.FOGGIA	27.447	A.MIGNO	26.681	J.MASIA	25.149	1	I.GUEVARA	1'48.767	1'48.962 (1)
2	T.SUZUKI	29.236	I.GUEVARA	27.511	S.GARCIA	26.756	I.GUEVARA	25.157	2	J.MASIA	1'48.895	1'48.985 (2)
3	I.GUEVARA	29.241	D.MOREIRA	27.599	D.FOGGIA	26.763	D.MOREIRA	25.336	3	D.FOGGIA	1'48.986	1'49.144 (3)
4	J.MASIA	29.269	J.MASIA	27.615	T.SUZUKI	26.811	D.ÖNCÜ	25.352	4	T.SUZUKI	1'49.147	1'49.430 (7)
5	C.TATAY	29.303	S.GARCIA	27.623	I.GUEVARA	26.858	A.MIGNO	25.398	5	S.GARCIA	1'49.154	1'49.258 (5)
6	A.MIGNO	29.336	K.TOBA	27.650	D.ÖNCÜ	26.859	D.FOGGIA	25.419	6	A.MIGNO	1'49.160	1'49.169 (4)
7	S.GARCIA	29.342	T.SUZUKI	27.656	D.MOREIRA	26.861	S.GARCIA	25.433	7	D.MOREIRA	1'49.165	1'49.361 (6)
8	D.FOGGIA	29.357	E.BARTOLINI	27.691	J.MASIA	26.862	J.KELSO	25.433	8	D.ÖNCÜ	1'49.401	1'49.968 (14)
9	D.MOREIRA	29.369	D.ÖNCÜ	27.695	L.FELLON	26.921	T.SUZUKI	25.444	9	K.TOBA	1'49.424	1'49.472 (8)
10	I.ORTOLÁ	29.373	L.FELLON	27.708	A.SASAKI	26.931	A.SASAKI	25.517	10	A.SASAKI	1'49.588	1'49.623 (9)
11	S.OGDEN	29.377	X.ARTIGAS	27.710	I.ORTOLÁ	26.946	X.ARTIGAS	25.519	11	X.ARTIGAS	1'49.682	1'49.790 (10)
12	A.SASAKI	29.383	A.MIGNO	27.745	R.ROSSI	26.958	C.TATAY	25.528	12	C.TATAY	1'49.704	1'49.869 (11)
13	X.ARTIGAS	29.398	A.SASAKI	27.757	D.HOLGADO	26.964	K.TOBA	25.557	13	R.ROSSI	1'49.777	1'49.966 (13)
14	M.AJI	29.434	S.OGDEN	27.771	S.NEPA	26.968	E.BARTOLINI	25.562	14	I.ORTOLÁ	1'49.813	1'49.897 (12)
15	A.FERNANDEZ	29.444	A.FERNANDEZ	27.783	K.TOBA	26.986	R.ROSSI	25.567	15	L.FELLON	1'49.856	1'50.023 (15)
16	M.BERTELLE	29.456	R.ROSSI	27.787	M.BERTELLE	27.025	D.HOLGADO	25.581	16	S.NEPA	1'49.873	1'50.051 (16)
17	R.ROSSI	29.465	C.TATAY	27.817	J.KELSO	27.025	S.NEPA	25.596	17	A.FERNANDEZ	1'49.895	1'50.223 (21)
18	S.NEPA	29.481	S.NEPA	27.828	S.OGDEN	27.038	A.SURRA	25.622	18	D.HOLGADO	1'49.929	1'50.203 (20)
19	A.SURRA	29.491	D.HOLGADO	27.841	A.FERNANDEZ	27.038	I.ORTOLÁ	25.626	19	S.OGDEN	1'49.936	1'50.181 (18)
20	D.ÖNCÜ	29.495	I.ORTOLÁ	27.868	A.SURRA	27.050	A.FERNANDEZ	25.630	20	M.BERTELLE	1'50.113	1'50.197 (19)
21	D.HOLGADO	29.543	T.FURUSATO	27.889	X.ARTIGAS	27.055	L.FELLON	25.644	21	A.SURRA	1'50.136	1'50.174 (17)
22	R.YAMANAKA	29.560	R.YAMANAKA	27.897	C.TATAY	27.056	M.BERTELLE	25.645	22	J.KELSO	1'50.162	1'50.924 (26)
23	L.FELLON	29.583	A.SURRA	27.973	M.AJI	27.068	A.CARRASCO	25.645	23	E.BARTOLINI	1'50.181	1'50.815 (24)
24	T.FURUSATO	29.634	M.AJI	27.985	R.YAMANAKA	27.116	R.YAMANAKA	25.653	24	R.YAMANAKA	1'50.226	1'50.276 (22)

These data/results cannot be reproduced, stored and/or transmitted in whole or in part by any manner of electronic, mechanical, photocopying, recording, broadcasting or otherwise now known or herein after developed without the previous express consent by the copyright owner, except for reproduction in daily press and regular printed publications on sale to the public within 60 days of the event related to those data/results and always provided that copyright symbol appears together as follows below.
© DORNA, 2022



4806 m.

GRAN PREMIO MICHELIN® DE LA REPÚBLICA ARGENTINA

Free Practice Nr. 2

Best Partial Times

IT Ideal Lap Time, sum of the best partial times

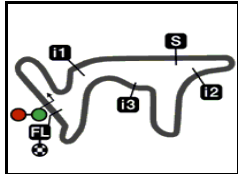
BT Best Lap Time

T1		T2		T3		T4				<i>IT</i>	<i>BT</i>	
<i>Pos</i>	<i>Rider</i>	<i>Time</i>	<i>Rider</i>	<i>Time</i>	<i>Rider</i>	<i>Time</i>	<i>Rider</i>	<i>Time</i>	<i>Pos</i>	<i>Rider</i>		
25	J.KELSO	29.666	M.BERTELLE	27.987	A.CARRASCO	27.200	S.OGDEN	25.750	25	M.AJI	1'50.407	1'50.824 (25)
26	E.BARTOLINI	29.710	J.KELSO	28.038	E.BARTOLINI	27.218	T.FURUSATO	25.826	26	T.FURUSATO	1'50.617	1'50.749 (23)
27	G.RIU MALE	29.747	A.CARRASCO	28.039	T.FURUSATO	27.268	M.AJI	25.920	27	A.CARRASCO	1'50.638	1'51.113 (27)
28	A.CARRASCO	29.754	G.RIU MALE	28.165	J.WHATLEY	27.365	G.RIU MALE	25.984	28	G.RIU MALE	1'51.406	1'51.944 (28)
29	J.WHATLEY	29.899	J.WHATLEY	28.202	G.RIU MALE	27.510	J.WHATLEY	26.103	29	J.WHATLEY	1'51.569	1'52.012 (29)

These data/results cannot be reproduced, stored and/or transmitted in whole or in part by any manner of electronic, mechanical, photocopying, recording, broadcasting or otherwise now known or herein after developed without the previous express consent by the copyright owner, except for reproduction in daily press and regular printed publications on sale to the public within 60 days of the event related to those data/results and always provided that copyright symbol appears together as follows below.
© DORNA, 2022

Official MotoGP Timing by  TISSOT
www.motogp.com






4806 m.

GRAN PREMIO MICHELIN® DE LA REPÚBLICA ARGENTINA

Free Practice Nr. 2

Fastest Laps Sequence

<i>Practice Time</i>	 <i>Rider</i>	<i>Nation</i>	<i>Motorcycle</i>	<i>Time</i>	<i>Km/h</i>	<i>Rider's Lap</i>
3'48.911	28 Izan GUEVARA	SPA	GASGAS	1'50.158	157.0	2
4'24.128	5 Jaume MASIA	SPA	KTM	1'49.917	157.4	2
4'26.870	24 Tatsuki SUZUKI	JPN	HONDA	1'49.810	157.5	2
20'43.453	28 Izan GUEVARA	SPA	GASGAS	1'49.719	157.6	9
22'42.836	11 Sergio GARCIA	SPA	GASGAS	1'49.258	158.3	9
47'13.729	28 Izan GUEVARA	SPA	GASGAS	1'49.206	158.4	18
49'26.053	5 Jaume MASIA	SPA	KTM	1'48.985	158.7	18
51'08.571	28 Izan GUEVARA	SPA	GASGAS	1'48.962	158.7	20

These data/results cannot be reproduced, stored and/or transmitted in whole or in part by any manner of electronic, mechanical, photocopying, recording, broadcasting or otherwise now known or herein after developed without the previous express consent by the copyright owner, except for reproduction in daily press and regular printed publications on sale to the public within 60 days of the event related to those data/results and always provided that copyright symbol appears together as follows below.

© DORNA, 2022

Official MotoGP Timing by TISSOT
www.motogp.com

Termas de Río Hondo, Saturday, April 02, 2022

