


4592 m.

GRANDE PRÉMIO BREMBO DO ALGARVE
Free Practice Nr. 3
Classification

10

	Rider	Nation	Team	Motorcycle	Time	Lap Total	Gap	Top Speed
1	63 Francesco BAGNAIA	ITA	Ducati Lenovo Team	DUCATI	1'39.202	15 18		338.5
2	20 Fabio QUARTARARO	FRA	Monster Energy Yamaha MotoGP	YAMAHA	1'39.203	20 20	0.001 0.001	330.2
3	36 Joan MIR	SPA	Team SUZUKI ECSTAR	SUZUKI	1'39.227	13 16	0.025 0.024	332.3
4	43 Jack MILLER	AUS	Ducati Lenovo Team	DUCATI	1'39.362	18 19	0.160 0.135	343.9
5	73 Alex MARQUEZ	SPA	LCR Honda CASTROL	HONDA	1'39.375	19 20	0.173 0.013	336.4
6	21 Franco MORBIDELLI	ITA	Monster Energy Yamaha MotoGP	YAMAHA	1'39.476	19 19	0.274 0.101	328.2
7	42 Alex RINS	SPA	Team SUZUKI ECSTAR	SUZUKI	1'39.550	19 20	0.348 0.074	336.4
8	44 PoI ESPARGARO	SPA	Repsol Honda Team	HONDA	1'39.552	17 18	0.350 0.002	338.5
9	10 Luca MARINI	ITA	SKY VR46 Avintia	DUCATI	1'39.580	17 18	0.378 0.028	336.4
10	89 Jorge MARTIN	SPA	Pramac Racing	DUCATI	1'39.663	17 19	0.461 0.083	340.6
11	30 Takaaki NAKAGAMI	JPN	LCR Honda IDEMITSU	HONDA	1'39.668	18 19	0.466 0.005	337.5
12	27 Iker LECUONA	SPA	Tech 3 KTM Factory Racing	KTM	1'39.883	18 19	0.681 0.215	335.4
13	23 Enea BASTIANINI	ITA	Avintia Esponsorama	DUCATI	1'39.936	16 18	0.734 0.053	334.3
14	5 Johann ZARCO	FRA	Pramac Racing	DUCATI	1'39.995	18 19	0.793 0.059	339.6
15	88 Miguel OLIVEIRA	POR	Red Bull KTM Factory Racing	KTM	1'40.061	18 19	0.859 0.066	332.3
16	9 Danilo PETRUCCI	ITA	Tech 3 KTM Factory Racing	KTM	1'40.207	17 17	1.005 0.146	332.3
17	46 Valentino ROSSI	ITA	Petronas Yamaha SRT	YAMAHA	1'40.213	18 19	1.011 0.006	335.4
18	33 Brad BINDER	RSA	Red Bull KTM Factory Racing	KTM	1'40.213	17 17	1.011	334.3
19	6 Stefan BRADL	GER	Repsol Honda Team	HONDA	1'40.282	20 20	1.080 0.069	337.5
20	4 Andrea DOVIZIOSO	ITA	Petronas Yamaha SRT	YAMAHA	1'40.364	19 19	1.162 0.082	334.3
21	12 Maverick VIÑALES	SPA	Aprilia Racing Team Gresini	APRILIA	1'40.616	13 15	1.414 0.252	332.3
22	41 Aleix ESPARGARO	SPA	Aprilia Racing Team Gresini	APRILIA	1'40.826	4 18	1.624 0.210	340.6

Practice condition: **Dry**
 Air: **16°**
 Humidity: **45%**
 Ground: **19°**

Fastest Lap:	Lap: 15	Francesco BAGNAIA	1'39.202	166.6 Km/h
Best Race Lap:	2021	Alex RINS	1'39.450	166.2 Km/h
All Time Lap Record:	2021	Fabio QUARTARARO	1'38.862	167.2 Km/h

The results are provisional until the end of the limit for protest and appeals.

Time limit for protest expires 30' after publication of the results - Time:

These data/results cannot be reproduced, stored and/or transmitted in whole or in part by any manner of electronic, mechanical, photocopying, recording, broadcasting or otherwise now known or herein after developed without the previous express consent by the copyright owner, except for reproduction in daily press and regular printed publications on sale to the public within 60 days of the event related to those data/results and always provided that copyright symbol appears together as follows below.

© DORNA, 2021

Official MotoGP Timing by **TISSOT**
 www.motogp.com


Portimao, Saturday, November 06, 2021





GRANDE PRÉMIO BREMBO DO ALGARVE
Free Practice Nr. 3
Combined Free Practice Times

11

	Rider	Nation	Team	MOTORCYCLE	FP1	FP2	FP3	Gap
1	63 F.BAGNAIA	ITA	Ducati Lenovo Team	DUCATI	1'40.237 16	1'39.522 18	1'39.202 15	
2	20 F.QUARTARARO	FRA	Monster Energy Yamaha MotoGP	YAMAHA	1'40.192 21	1'39.390 20	1'39.203 20	0.001 0.001
3	36 J.MIR	SPA	Team SUZUKI ECSTAR	SUZUKI	1'40.689 17	1'39.680 18	1'39.227 13	0.025 0.024
4	43 J.MILLER	AUS	Ducati Lenovo Team	DUCATI	1'40.323 19	1'39.611 19	1'39.362 18	0.160 0.135
5	73 A.MARQUEZ	SPA	LCR Honda CASTROL	HONDA	1'40.948 20	1'40.042 18	1'39.375 19	0.173 0.013
6	21 F.MORBIDELLI	ITA	Monster Energy Yamaha MotoGP	YAMAHA	1'40.887 11	1'40.225 16	1'39.476 19	0.274 0.101
7	42 A.RINS	SPA	Team SUZUKI ECSTAR	SUZUKI	1'40.551 18	1'40.176 19	1'39.550 19	0.348 0.074
8	44 P.ESPARGARO	SPA	Repsol Honda Team	HONDA	1'40.795 16	1'39.792 20	1'39.552 17	0.350 0.002
9	10 L.MARINI	ITA	SKY VR46 Avintia	DUCATI	1'40.785 16	1'40.323 18	1'39.580 17	0.378 0.028
10	89 J.MARTIN	SPA	Pramac Racing	DUCATI	1'41.348 19	1'40.179 18	1'39.663 17	0.461 0.083
11	30 T.NAKAGAMI	JPN	LCR Honda IDEMITSU	HONDA	1'40.995 19	1'40.122 19	1'39.668 18	0.466 0.005
12	27 I.LECUONA	SPA	Tech 3 KTM Factory Racing	KTM	1'41.199 22	1'41.097 7	1'39.883 18	0.681 0.215
13	5 J.ZARCO	FRA	Pramac Racing	DUCATI	1'41.084 19	1'39.889 17	1'39.995 18	0.687 0.006
14	23 E.BASTIANINI	ITA	Avintia Esponsorama	DUCATI	1'41.556 17	1'40.467 18	1'39.936 16	0.734 0.047
15	88 M.OLIVEIRA	POR	Red Bull KTM Factory Racing	KTM	1'41.375 18	1'40.935 17	1'40.061 18	0.859 0.125
16	41 A.ESPARGARO	SPA	Aprilia Racing Team Gresini	APRILIA	1'40.889 20	1'40.069 18	1'40.826 4	0.867 0.008
17	9 D.PETRUCCI	ITA	Tech 3 KTM Factory Racing	KTM	1'41.296 18	1'40.231 19	1'40.207 17	1.005 0.138
18	33 B.BINDER	RSA	Red Bull KTM Factory Racing	KTM	1'41.215 19	1'40.498 17	1'40.213 17	1.011 0.006
19	46 V.ROSSI	ITA	Petronas Yamaha SRT	YAMAHA	1'42.080 7	1'41.174 17	1'40.213 18	1.011
20	6 S.BRADL	GER	Repsol Honda Team	HONDA	1'41.654 20	1'40.700 18	1'40.282 20	1.080 0.069
21	12 M.VIÑALES	SPA	Aprilia Racing Team Gresini	APRILIA	1'40.853 20	1'40.284 18	1'40.616 13	1.082 0.002
22	4 A.DOVIZIOSO	ITA	Petronas Yamaha SRT	YAMAHA	1'41.392 20	1'41.214 18	1'40.364 19	1.162 0.080

Pole Position Record:	2021	Fabio QUARTARARO	1'38.862	167.2 Km/h
Best Race Lap:	2021	Alex RINS	1'39.450	166.2 Km/h
All Time Lap Record:	2021	Fabio QUARTARARO	1'38.862	167.2 Km/h

The results are provisional until the end of the limit for protest and appeals.

Time limit for protest expires 60' after publication of the results - Time:

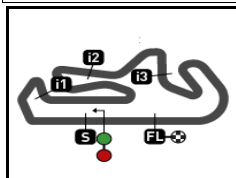
These data/results cannot be reproduced, stored and/or transmitted in whole or in part by any manner of electronic, mechanical, photocopying, recording, broadcasting or otherwise now known or herein after developed without the previous express consent by the copyright owner, except for reproduction in daily press and regular printed publications on sale to the public within 60 days of the event related to those data/results and always provided that copyright symbol appears together as follows below.

© DORNA, 2021

Official MotoGP Timing by **TISSOT**
 www.motogp.com

Portimao, Saturday, November 06, 2021





4592 m.

GRANDE PRÉMIO BREMBO DO ALGARVE

Free Practice Nr. 3

Top Speed & Average

12



Rider	Nation	Motorcycle	Top 5 speeds					Average	Top
43 Jack MILLER	AUS	DUCATI	343.9	341.7	340.6	338.5	337.5	340.4	343.9
41 Aleix ESPARGARO	SPA	APRILIA	340.6	336.4	335.4	334.3	333.3	336.0	340.6
89 Jorge MARTIN	SPA	DUCATI	340.6	340.6	340.6	340.6	339.6	340.4	340.6
5 Johann ZARCO	FRA	DUCATI	339.6	338.5	337.5	337.5	335.4	337.0	339.6
44 Pol ESPARGARO	SPA	HONDA	338.5	338.5	337.5	336.4	336.4	337.1	338.5
63 Francesco BAGNAIA	ITA	DUCATI	338.5	336.4	336.4	335.4	335.4	336.0	338.5
6 Stefan BRADL	GER	HONDA	337.5	335.4	334.3	334.3	334.3	335.0	337.5
30 Takaaki NAKAGAMI	JPN	HONDA	337.5	334.3	334.3	334.3	334.3	334.9	337.5
10 Luca MARINI	ITA	DUCATI	336.4	334.3	333.3	333.3	333.3	334.0	336.4
42 Alex RINS	SPA	SUZUKI	336.4	336.4	335.4	334.3	333.3	334.9	336.4
73 Alex MARQUEZ	SPA	HONDA	336.4	334.3	334.3	334.3	334.3	334.7	336.4
27 Iker LECUONA	SPA	KTM	335.4	334.3	334.3	330.2	328.2	332.5	335.4
46 Valentino ROSSI	ITA	YAMAHA	335.4	333.3	333.3	331.2	329.2	331.5	335.4
4 Andrea DOVIZIOSO	ITA	YAMAHA	334.3	331.2	330.2	329.2	328.2	330.6	334.3
23 Enea BASTIANINI	ITA	DUCATI	334.3	334.3	334.3	333.3	332.3	333.3	334.3
33 Brad BINDER	RSA	KTM	334.3	332.3	332.3	332.3	331.2	332.3	334.3
9 Danilo PETRUCCI	ITA	KTM	332.3	331.2	331.2	330.2	329.2	330.8	332.3
12 Maverick VIÑALES	SPA	APRILIA	332.3	332.3	331.2	330.2	330.2	330.9	332.3
36 Joan MIR	SPA	SUZUKI	332.3	331.2	330.2	330.2	330.2	330.7	332.3
88 Miguel OLIVEIRA	POR	KTM	332.3	332.3	331.2	331.2	331.2	331.6	332.3
20 Fabio QUARTARARO	FRA	YAMAHA	330.2	330.2	329.2	329.2	328.2	329.0	330.2
21 Franco MORBIDELLI	ITA	YAMAHA	328.2	327.2	326.2	326.2	325.3	326.4	328.2

These data/results cannot be reproduced, stored and/or transmitted in whole or in part by any manner of electronic, mechanical, photocopying, recording, broadcasting or otherwise now known or herein after developed without the previous express consent by the copyright owner, except for reproduction in daily press and regular printed publications on sale to the public within 60 days of the event related to those data/results and always provided that copyright symbol appears together as follows below.

© DORNA, 2021

Official MotoGP Timing by TISSOT
www.motogp.com



Portimao, Saturday, November 06, 2021



GRANDE PRÉMIO BREMBO DO ALGARVE

Free Practice Nr. 3

Chronological Analysis of Performances

13

* Lap / Sector time cancelled **T1** Time from finish line to 1st intermed. **T3** Time from 2nd intermed. to 3rd intermed.
P Crossing the finish line in pit lane **T2** Time from 1st intermed. to 2nd intermed. **T4** Time from 3rd intermediate to finish line
****** Tyre data subject to further updates

Lap	Lap Time	T1	T2	T3	T4	Speed	Lap	Lap Time	T1	T2	T3	T4	Speed	
1st	63	Francesco BAGNAIA DUCATI ITA						13	2'09.450 P	23.391	35.668	16.905	53.486	327.2
		Ducati Lenovo Team												
		Runs=2		Total laps=18		Full laps=10								
Run #	1	Front Tyre	Slick-Soft	Rear Tyre	Slick-Medium		Run #	2	Front Tyre	Slick-Soft	Rear Tyre	Slick-Soft		
		New Tyre		New Tyre					New Tyre		New Tyre			
1	2'53.168	13.937	35.710	16.589	34.208		14	8'58.339	13.482	34.123	15.839	32.929		
2	1'43.065	21.425	33.287	15.651	32.702	332.3	15	1'41.958	21.535	33.016	15.352	32.055	328.2	
3	1'40.842	20.908	32.287	15.359	32.288	335.4	16	1'39.514	20.805	31.704	15.152	31.853	330.2	
4	1'40.369	20.807	31.963	15.312	32.287	335.4	17	1'39.206	20.745	31.568	15.031	31.862	329.2	
5	1'40.198	20.668	32.010	15.221	32.299	335.4	18	2'07.364 P	24.328	34.364	15.620	53.052	309.4	
6	1'44.185	22.432	33.363	15.578	32.812	328.2								
7	2'00.620 P	20.823	32.144	15.282	52.371	334.3	Run #	3	Front Tyre	Slick-Soft	Rear Tyre	Slick-Soft		
									5 Laps at start		New Tyre			
Run #	2	Front Tyre	Slick-Soft	Rear Tyre	Slick-Medium		19	3'34.966	13.142	32.948	15.404	32.200		
		7 Laps at start		7 Laps at start			20	1'39.203	20.741	31.696	15.097	31.669	330.2	
8	7'31.034	15.242	34.593	15.818	32.777									
9	1'40.365	20.643	32.228	15.292	32.202	335.4	3rd	36	Joan MIR SUZUKI SPA					
10	1'41.160	21.050	32.217	15.435	32.458	338.5			Team SUZUKI ECSTAR					
11	1'40.957 *	21.211 *	32.106	15.212	32.428	334.3			Runs=2		Total laps=16		Full laps=10	
12	2'07.388 P	24.169 *	33.413	15.784	54.022	335.4	Run #	1	Front Tyre	Slick-Soft	Rear Tyre	Slick-Soft		
									6 Laps at start		6 Laps at start			
Run #	3	Front Tyre	Slick-Soft	Rear Tyre	Slick-Soft		1	1'52.538	14.088	35.225	16.542	33.887		
		New Tyre		New Tyre			2	1'42.954	21.811	32.844	15.632	32.667	328.2	
13	8'36.695	16.143	34.709	15.989	32.959		3	1'41.159	21.166	32.372	15.379	32.242	328.2	
14	1'39.901	20.762	31.910	15.076	32.153	334.3	4	1'40.955	21.119	32.030	15.316	32.490	329.2	
15	1'39.202	20.541	31.647	15.053	31.961	336.4	5	1'40.891	21.184	32.007	15.345	32.355	326.2	
16	1'45.005 *	24.240 *	32.780	15.507	32.478	336.4	6	2'12.641 P	27.315 *	35.088	16.185	54.053	325.3	
17	1'39.924	20.692	31.928	15.157	32.147	332.3	Run #	2	Front Tyre	Slick-Soft	Rear Tyre	Slick-Soft		
18	1'48.939 *	26.381 *	33.299	15.762	33.497	335.4			New Tyre		New Tyre			
							7	9'27.585	14.544	33.414	15.650	32.644		
2nd	20	Fabio QUARTARARO YAMAHA FRA						8	1'40.113	20.980	31.875	15.151	32.107	330.2
		Monster Energy Yamaha MotoGP						9	1'39.586	20.715	31.722	15.194	31.955	330.2
		Runs=2		Total laps=20		Full laps=14	10	2'06.374 P	23.424	33.428	15.770	53.752	326.2	
Run #	1	Front Tyre	Slick-Soft	Rear Tyre	Slick-Medium		Run #	3	Front Tyre	Slick-Soft	Rear Tyre	Slick-Soft		
		New Tyre		8 Laps at start					4 Laps at start		New Tyre			
1	3'15.667	14.941	36.305	16.929	33.994		11	12'17.496	14.826	33.197	15.496	32.375		
2	1'42.864	21.524	33.011	15.782	32.547	324.3	12	1'40.069	20.962	31.928	15.251	31.928	330.2	
3	1'41.120	21.009	32.393	15.446	32.272	326.2	13	1'39.227	20.776	31.545	15.092	31.814	332.3	
4	1'42.582	20.917	33.584	15.617	32.464	327.2	14	1'49.201 *	27.596 *	33.355	15.553	32.697	330.2	
5	1'40.488	21.024	32.070	15.301	32.093	327.2	15	1'42.780	21.337	32.789	15.844	32.810	331.2	
6	1'40.601	20.967	32.058	15.319	32.257	326.2	16	1'43.827	22.293	32.896	15.741	32.897	329.2	
7	1'40.143	20.910	31.942	15.248	32.043	326.2	4th	43	Jack MILLER DUCATI AUS					
8	1'40.048	20.775	31.973	15.289	32.011	328.2			Ducati Lenovo Team					
9	1'46.416 *	25.778 *	32.727	15.470	32.441	328.2			Runs=2		Total laps=19		Full laps=14	
10	1'40.287	20.938	32.016	15.231	32.102	328.2	Run #	1	Front Tyre	Slick-Soft	Rear Tyre	Slick-Medium		
11	1'40.509	21.071	31.968	15.204	32.266	327.2			5 Laps at start		8 Laps at start			
12	1'40.143	20.826	31.957	15.229	32.131	329.2	1	2'39.315	14.193	35.822	20.301	35.607		

Fastest Lap: Francesco BAGNAIA Ducati Lenovo Team ITA **1'39.202** 20.541 31.647 15.053 31.961

These data/results cannot be reproduced, stored and/or transmitted in whole or in part by any manner of electronic, mechanical, photocopying, recording, broadcasting or otherwise now known or herein after developed without the previous express consent by the copyright owner, except for reproduction in daily press and regular printed publications on sale to the public within 60 days of the event related to those data/results and always provided that copyright symbol appears together as follows below.
 © DORNA, 2021



Free Practice Nr. 3

MotoGP

Lap	Lap Time	T1	T2	T3	T4	Speed
2	1'44.982	21.976	33.423	16.194	33.389	330.2
3	1'42.647	21.315	32.724	15.706	32.902	334.3
4	1'41.900	21.143	32.497	15.556	32.704	336.4
5	1'41.923	21.129	32.419	15.565	32.810	336.4
6	1'41.087	21.083	32.076	15.340	32.588	335.4
7	1'40.814	20.882	32.140	15.378	32.414	336.4
8	1'41.108	21.035	32.214	15.363	32.496	337.5
9	1'40.859	20.838	32.125	15.296	32.600	338.5
10	1'41.000	21.016	32.028	15.406	32.550	336.4
11	2'06.440 P	20.905	34.539	16.802	54.194	336.4

Run #	2	Front Tyre	missing data	Rear Tyre	missing data	Speed
			Laps at start		New Tyre	
12	10'32.947	13.860	35.463	16.743	38.433	
13	1'48.066	24.318	33.439	17.421	32.888	330.2
14	1'43.832	20.899	35.026	15.480	32.427	334.3
15	2'09.632 P	25.381*	33.710	16.106	54.435	334.3

Run #	3	Front Tyre	missing data	Rear Tyre	missing data	Speed
			Laps at start		New Tyre	
16	3'44.495	13.651	36.353	16.183	34.786	
17	1'43.818	20.864	34.589	15.920	32.445	341.7
18	1'39.362	20.790	31.644	15.091	31.837	340.6
19	1'46.208	22.496	35.536	15.965	32.211	343.9

5th	73	Alex MARQUEZ	HONDA	SPA
		LCR Honda CASTROL		
		Runs=3	Total laps=20	Full laps=12

Run #	1	Front Tyre	Slick-Soft	Rear Tyre	Slick-Medium	Speed
			22 Laps at start		13 Laps at start	
1	1'56.811	13.387	35.384	16.718	34.011	
2	1'43.635	21.727	33.295	15.695	32.918	331.2
3	1'42.297	21.205	32.898	15.728	32.466	332.3
4	1'41.397	21.082	32.530	15.434	32.351	333.3
5	1'41.257	21.063	32.338	15.419	32.437	331.2
6	2'05.296 P	22.112	33.271	15.948	53.965	329.2

Run #	2	Front Tyre	Slick-Soft	Rear Tyre	Slick-Soft	Speed
			New Tyre		5 Laps at start	
7	4'28.502	13.525	34.577	16.222	32.961	
8	1'42.091	21.165	32.717	15.694	32.515	329.2
9	1'41.292	21.118	32.399	15.383	32.392	328.2
10	1'40.839	21.034	32.164	15.279	32.362	330.2
11	1'40.648	20.879	32.219	15.304	32.246	330.2
12	2'04.987 P	21.988	33.257	15.705	54.037	329.2

Run #	3	Front Tyre	Slick-Soft	Rear Tyre	Slick-Soft	Speed
			New Tyre		New Tyre	
13	6'26.100	13.911	35.378	16.729	38.357	
14	1'48.242	21.426	33.575	19.140	34.101	334.3
15	1'39.953	20.816	31.960	15.195	31.982	336.4
16	2'05.306 P	20.787	35.703	15.775	53.041	328.2

Run #	4	Front Tyre	Slick-Soft	Rear Tyre	Slick-Soft	Speed
			4 Laps at start		New Tyre	
17	4'45.839	12.623	33.177	15.572	32.266	
18	1'39.841	20.754	31.987	15.151	31.949	334.3
19	1'39.375	20.627	31.846	15.141	31.761	334.3
20	1'52.300 *	29.318*	34.216	16.009	32.757	334.3

6th	21	Franco MORBIDELLI	YAMAHA	ITA
		Monster Energy Yamaha MotoGP		
		Runs=3	Total laps=19	Full laps=10

Run #	1	Front Tyre	Slick-Soft	Rear Tyre	Slick-Medium	Speed
			New Tyre		New Tyre	
1	1'57.260	13.939	34.979	16.390	33.359	
2	1'43.261	21.562	33.157	15.727	32.815	325.3
3	1'41.659	21.317	32.631	15.531	32.180	328.2
4	1'40.587	21.095	32.024	15.378	32.090	325.3
5	1'40.501	21.047	31.974	15.370	32.110	323.3
6	2'09.666 P	21.117	37.387*	16.212	54.950	323.3

Run #	2	Front Tyre	Slick-Soft	Rear Tyre	Slick-Medium	Speed
			6 Laps at start		6 Laps at start	
7	7'20.801	14.088	34.475	16.025	32.731	
8	1'41.003	21.049	32.200	15.394	32.360	324.3
9	1'45.620 *	22.250*	35.465	15.471	32.434	319.5
10	1'45.315 *	23.270*	33.039	16.560	32.446	315.7
11	1'40.258	20.963	31.877	15.242	32.176	327.2
12	2'08.261 P	23.934	33.921	16.283	54.123	324.3

Run #	3	Front Tyre	Slick-Soft	Rear Tyre	Slick-Soft	Speed
			New Tyre		New Tyre	
13	5'56.462	14.078	34.249	16.293	33.016	
14	1'41.197	21.192	32.458	15.466	32.081	321.4
15	1'39.609	20.875	31.652	15.188	31.894	323.3
16	2'07.203 P	22.970	33.756	16.190	54.287	326.2

Run #	4	Front Tyre	Slick-Soft	Rear Tyre	Slick-Soft	Speed
			4 Laps at start		New Tyre	
17	3'38.182	13.130	34.000	18.952	33.459	
18	1'40.911	21.246	32.291	15.310	32.064	319.5
19	1'39.476	20.749	31.638	15.128	31.961	326.2

7th	42	Alex RINS	SUZUKI	SPA
		Team SUZUKI ECSTAR		
		Runs=3	Total laps=20	Full laps=11

Run #	1	Front Tyre	Slick-Soft	Rear Tyre	Slick-Soft	Speed
			5 Laps at start		5 Laps at start	
1	1'54.611	13.988	34.668	16.869	33.779	
2	1'42.644	21.661	32.803	15.656	32.524	329.2
3	1'41.485	21.160	32.482	15.551	32.292	332.3
4	1'48.012 *	21.266	38.129*	15.915	32.702	331.2
5	1'44.356	21.142	32.206	15.874	35.134	332.3
6	2'04.871 P	21.254	32.485	15.525	55.607	334.3

Run #	2	Front Tyre	Slick-Soft	Rear Tyre	Slick-Medium	Speed
			11 Laps at start		14 Laps at start	
7	5'44.431	13.613	33.863	16.211	32.998	
8	1'40.946	21.094	32.251	15.392	32.209	329.2
9	1'40.426	20.969	31.918	15.321	32.218	331.2
10	1'42.305	20.891	33.124	15.620	32.670	333.3
11	1'40.634	21.006	32.008	15.439	32.181	329.2
12	2'05.087 P	21.532	33.635	16.006	53.914	332.3

Run #	3	Front Tyre	Slick-Soft	Rear Tyre	Slick-Soft	Speed
			New Tyre		New Tyre	
13	5'07.423	14.396	33.664	15.812	32.893	
14	1'46.868 *	20.855	33.944*	19.129	32.940	333.3
15	1'39.732	20.801	31.896	15.152	31.883	336.4

Fastest Lap:	Francesco BAGNAIA	Ducati Lenovo Team	ITA	1'39.202	20.541	31.647	15.053	31.961
---------------------	-------------------	--------------------	-----	----------	--------	--------	--------	--------

These data/results cannot be reproduced, stored and/or transmitted in whole or in part by any manner of electronic, mechanical, photocopying, recording, broadcasting or otherwise now known or herein after developed without the previous express consent by the copyright owner, except for reproduction in daily press and regular printed publications on sale to the public within 60 days of the event related to those data/results and always provided that copyright symbol appears together as follows below.
© DORNA, 2021



Free Practice Nr. 3

MotoGP

Lap	Lap Time	T1	T2	T3	T4	Speed	Lap	Lap Time	T1	T2	T3	T4	Speed		
16	2'02.405	P	20.851	32.476	15.880	53.198	336.4	12	2'15.936	P	27.521*	36.340	16.472	55.603	333.3
Run # 4	Front Tyre	Slick-Soft	Rear Tyre	Slick-Soft				Run # 3	Front Tyre	Slick-Soft	Rear Tyre	Slick-Soft			
				4 Laps at start		New Tyre						New Tyre		New Tyre	
17	4'47.179		12.546	32.997	15.636	32.328	13	8'21.306		15.504	34.639	16.009	32.973		
18	1'44.931		21.041	35.860	15.609	32.421	332.3	14	1'40.247		20.804	32.135	15.359	31.949	330.2
19	1'39.550		20.814	31.805	15.127	31.804	332.3	15	1'39.607		20.624	31.849	15.245	31.889	333.3
20	1'39.796		20.901	31.818	15.225	31.852	335.4	16	1'47.994		24.299	34.409	15.850	33.436	334.3

8th **44** **Po ESPARGARO** HONDA SPA
Repsol Honda Team

Runs=3 Total laps=18 Full laps=10

Run #	Front Tyre	Slick-Soft	Rear Tyre	Slick-Soft			
		New Tyre		4 Laps at start			
1	2'06.580	13.232	35.142	16.343	33.495		
2	1'43.453	21.549	33.228	15.735	32.941	336.4	
3	1'41.669	21.201	32.535	15.495	32.438	336.4	
4	1'40.750	20.890	32.172	15.293	32.395	338.5	
5	1'40.720	20.854	32.187	15.371	32.308	336.4	
6	1'40.599	20.923	32.120	15.248	32.308	336.4	
7	1'46.749 *	24.134*	34.018	15.748	32.849	334.3	
8	2'06.000	P	21.489	34.827	16.239	53.445	332.3

Run #	Front Tyre	Slick-Soft	Rear Tyre	Slick-Soft		
		8 Laps at start		12 Laps at start		
9	5'33.100	P	13.123	35.093	17.386	54.297

Run #	Front Tyre	Slick-Soft	Rear Tyre	Slick-Soft			
		New Tyre		New Tyre			
10	7'53.404	12.876	33.588	15.590	32.944		
11	1'44.556 *	21.083	35.108*	15.689	32.676	328.2	
12	2'01.510	P	20.704	32.013	15.225	53.568	334.3

Run #	Front Tyre	Slick-Soft	Rear Tyre	Slick-Soft		
		3 Laps at start		New Tyre		
13	6'23.818	14.647	33.334	15.467	32.524	
14	1'40.403	20.826	32.090	15.223	32.264	337.5
15	1'39.912	20.791	31.708	15.151	32.262	333.3
16	1'42.295	20.712	32.013	15.206	34.364	336.4
17	1'39.552	20.680	31.812	15.175	31.885	338.5
18	1'39.688	20.779	31.846	15.147	31.916	334.3

9th **10** **Luca MARINI** DUCATI ITA
SKY VR46 Avintia

Runs=2 Total laps=18 Full laps=11

Run #	Front Tyre	Slick-Soft	Rear Tyre	Slick-Medium			
		New Tyre		New Tyre			
1	2'10.939	13.632	35.033	16.712	34.281		
2	2'06.210	P	21.523	33.856	16.314	54.517	328.2

Run #	Front Tyre	Slick-Soft	Rear Tyre	Slick-Medium		
		2 Laps at start		2 Laps at start		
3	8'08.861	15.355	34.285	16.307	33.122	
4	1'41.793	21.254	32.586	15.609	32.344	327.2
5	1'41.152	21.083	32.388	15.365	32.316	326.2
6	1'40.761	20.836	32.256	15.412	32.257	329.2
7	1'40.544	20.937	32.036	15.357	32.214	327.2
8	1'44.510 *	23.382*	32.993	15.643	32.492	329.2
9	1'40.276	20.821	32.021	15.286	32.148	329.2
10	1'47.647 *	23.813*	35.600	15.736	32.498	336.4
11	1'40.308	20.867	31.968	15.279	32.194	330.2

Fastest Lap: Francesco BAGNAIA Ducati Lenovo Team ITA **1'39.202** 20.541 31.647 15.053 31.961

These data/results cannot be reproduced, stored and/or transmitted in whole or in part by any manner of electronic, mechanical, photocopying, recording, broadcasting or otherwise now known or herein after developed without the previous express consent by the copyright owner, except for reproduction in daily press and regular printed publications on sale to the public within 60 days of the event related to those data/results and always provided that copyright symbol appears together as follows below.
© DORNA, 2021

Official MotoGP Timing by TISSOT
www.motogp.com

Portimao, Saturday, November 06, 2021

Page 3 of 6



10th **89** **Jorge MARTIN** DUCATI SPA
Pramac Racing

Runs=2 Total laps=19 Full laps=12

Run #	Front Tyre	Slick-Soft	Rear Tyre	Slick-Medium			
		New Tyre		New Tyre			
1	2'06.229	13.638	35.217	16.424	33.387		
2	1'42.407	21.535	32.855	15.488	32.529	333.3	
3	1'41.230	21.172	32.300	15.535	32.223	340.6	
4	1'43.002	21.209	32.024	15.375	34.394	338.5	
5	1'40.575	21.028	32.035	15.356	32.156	340.6	
6	1'40.431	21.005	32.065	15.249	32.112	340.6	
7	2'07.494	P	22.266	34.988	15.784	54.456	336.4

Run #	Front Tyre	Slick-Soft	Rear Tyre	Slick-Medium		
		7 Laps at start		7 Laps at start		
8	6'25.611	14.173	34.530	16.086	33.822	

Run #	Front Tyre	Slick-Soft	Rear Tyre	Slick-Soft			
		New Tyre		New Tyre			
9	1'45.070	21.192	35.256	15.684	32.938	331.2	
10	1'41.476	21.222	32.306	15.422	32.526	332.3	
11	1'41.881	21.200	32.166	15.906	32.609	333.3	
12	1'41.010	21.255	32.075	15.350	32.330	324.3	
13	2'06.569	P	22.759	33.825	15.707	54.278	336.4

Run #	Front Tyre	Slick-Soft	Rear Tyre	Slick-Soft		
		New Tyre		New Tyre		
14	9'43.153	17.327	39.809	16.884	33.854	
15	1'51.959	21.522	32.956	23.618	33.863	328.2
16	1'45.719	20.962	32.063	20.333	32.361	335.4
17	1'39.663	20.805	31.757	15.082	32.019	339.6
18	1'43.815 *	24.154*	32.362	15.355	31.944	333.3
19	1'49.449 *	25.179*	34.194	16.130	33.946	340.6

11th **30** **Takaaki NAKAGAMI** HONDA JPN
LCR Honda IDEMITSU

Runs=2 Total laps=19 Full laps=12

Run #	Front Tyre	Slick-Soft	Rear Tyre	Slick-Soft		
		New Tyre		5 Laps at start		
1	2'15.450	14.066	36.354	17.081	34.289	

Run #	Front Tyre	Slick-Soft	Rear Tyre	Slick-Soft			
2	1'44.330	21.953	33.639	15.869	32.869	327.2	
3	1'42.556	21.229	32.736	15.354	33.237	328.2	
4	1'41.161	21.183	32.379	15.292	32.307	330.2	
5	1'41.127	21.051	32.182	15.372	32.522	332.3	
6	1'51.934 *	21.919	39.734*	17.328	32.953	329.2	
7	1'40.953	21.013	32.339	15.281	32.320	334.3	
8	2'08.472	P	23.524*	33.817	16.140	54.991	333.3

Run #	Front Tyre	Slick-Soft	Rear Tyre	Slick-Soft		
		New Tyre		New Tyre		
9	9'39.374	15.278	36.208	16.078	33.188	
10	1'41.780	21.291	32.615	15.557	32.317	331.2

Free Practice Nr. 3

MotoGP

Lap	Lap Time	T1	T2	T3	T4	Speed	Lap	Lap Time	T1	T2	T3	T4	Speed		
11	1'40.020	20.880	31.852	15.155	32.133	334.3	9	2'04.455 P	21.028	32.278	15.496	55.653	325.3		
12	1'43.352	22.030	33.488	15.573	32.261	333.3	Run # 2						Front Tyre Slick-Soft	Rear Tyre Slick-Soft	
13	2'04.971 P	20.873*	33.763	16.240	54.095	333.3							New Tyre	New Tyre	
Run # 3													5 Laps at start		New Tyre
14	6'16.347	14.500	38.757	16.631	33.304		10	14'03.315	14.364	34.523	16.462	36.627			
15	1'43.706	21.230	33.914	15.996	32.566	334.3	11	1'51.193	21.065	32.344	15.388	42.396	330.2		
16	1'48.998 *	20.928	39.356*	16.054	32.660	332.3	12	1'43.154 *	21.074*	32.412	15.374	34.294	334.3		
17	1'40.307	20.921	32.094	15.214	32.078	337.5	13	1'48.046	20.846	37.882	15.827	33.491	329.2		
18	1'39.668	20.744	31.908	15.145	31.871	334.3	14	2'00.997 P	20.769	32.136	15.311	52.781	329.2		
19	1'39.760	20.811	31.900	15.080	31.969	332.3	Run # 3						Front Tyre Slick-Soft	Rear Tyre Slick-Soft	
													5 Laps at start		New Tyre

12th 27 Iker LECUONA KTM SPA
 Tech 3 KTM Factory Racing
 Runs=3 Total laps=19 Full laps=10

Run #	Front Tyre	Slick-Soft	Rear Tyre	Slick-Medium	Speed
1	2'07.360	13.052	34.347	16.376	32.914
2	1'43.522	21.514	32.877	15.809	333.22
3	1'41.664	21.252	32.399	15.505	32.508
4	1'41.035	20.986	32.168	15.451	32.430
5	1'44.513 *	24.598*	32.195	15.363	32.357
6	2'00.957 P	21.059	32.113	15.316	52.469
Run # 2					
6 Laps at start					
7	5'53.747	13.207	32.759	15.712	32.950
8	1'41.161	21.256	32.142	15.439	32.324
9	1'40.645	20.974	32.106	15.321	32.244
10	1'40.606	21.080	32.030	15.284	32.212
11	2'05.361 P	21.420	33.023	17.452	53.466
Run # 3					
New Tyre					
12	7'07.831	13.709	33.080	15.742	35.070
13	1'41.610 *	21.637*	32.241	15.543	32.189
14	1'40.327	20.968	31.847	15.240	32.272
15	2'03.684 P	22.359	33.048	15.541	52.736
Run # 4					
4 Laps at start					
16	4'12.777	13.639	32.922	15.592	32.420
17	1'40.221	21.138	31.798	15.249	32.036
18	1'39.883	20.962	31.719	15.172	32.030
19	1'40.041	20.858	31.913	15.329	31.941

13th 23 Enea BASTIANINI DUCATI ITA
 Avintia Esponsorama
 Runs=2 Total laps=18 Full laps=12

Run #	Front Tyre	Slick-Soft	Rear Tyre	Slick-Medium	Speed
1	2'22.901	14.922	35.576	16.360	33.514
2	1'43.756	21.859	33.364	15.690	32.843
3	1'42.434	21.398	32.706	15.600	32.730
4	1'41.178	21.027	32.307	15.400	32.444
5	1'40.962	21.064	32.216	15.446	32.236
6	1'41.582	21.012	32.612	15.488	32.470
7	1'45.835	20.946	32.187	17.114	35.588
8	1'47.136	20.918	32.280	15.442	38.496

14th 5 Johann ZARCO DUCATI FRA
 Pramac Racing
 Runs=2 Total laps=19 Full laps=13

Run #	Front Tyre	Slick-Soft	Rear Tyre	Slick-Soft	Speed
1	2'36.558	14.163	35.929	17.287	33.890
2	1'43.876	21.895	33.468	15.784	32.729
3	1'41.812	21.434	32.447	15.478	32.453
4	1'41.435	21.190	32.159	15.536	32.550
5	1'41.408	21.201	32.284	15.463	32.460
6	1'47.809	21.311	32.261	15.458	38.779
7	2'03.071 P	21.400	32.262	15.394	54.015
Run # 2					
7 Laps at start					
8	6'02.974	15.883	35.174	16.211	33.202
9	1'41.157	21.049	32.278	15.401	32.429
10	1'40.870	21.161	32.006	15.450	32.253
11	1'40.583	21.040	32.059	15.283	32.201
12	1'40.862	21.167	31.991	15.276	32.428
13	1'40.929	21.216	31.902	15.229	32.582
14	2'18.099 P	29.296*	38.080	16.172	54.551
Run # 3					
New Tyre					
15	8'13.606	12.969	34.940	16.072	32.953
16	1'40.629	21.060	32.257	15.245	32.067
17	1'50.123	21.247	40.639	15.938	32.299
18	1'39.995	20.970	31.831	15.265	31.929
19	1'48.326 *	25.505*	34.222	15.907	32.692

15th 88 Miguel OLIVEIRA KTM POR
 Red Bull KTM Factory Racing
 Runs=3 Total laps=19 Full laps=12

Run #	Front Tyre	Slick-Soft	Rear Tyre	Slick-Medium	Speed
1	2'01.527	13.577	34.827	16.329	33.262
2	1'43.758	21.607	33.390	15.792	32.969
3	1'41.678	21.193	32.472	15.585	32.428
4	1'41.369	21.172	32.166	15.532	32.499
5	1'41.480	21.180	32.289	15.470	32.541
6	1'41.382	21.175	32.317	15.486	32.404
7	2'11.072 P	21.049	35.906	20.213	53.904

Fastest Lap: Francesco BAGNAIA Ducati Lenovo Team ITA 1'39.202 20.541 31.647 15.053 31.961

These data/results cannot be reproduced, stored and/or transmitted in whole or in part by any manner of electronic, mechanical, photocopying, recording, broadcasting or otherwise now known or herein after developed without the previous express consent by the copyright owner, except for reproduction in daily press and regular printed publications on sale to the public within 60 days of the event related to those data/results and always provided that copyright symbol appears together as follows below.
 © DORNA, 2021



Free Practice Nr. 3

MotoGP

Lap	Lap Time	T1	T2	T3	T4	Speed	Lap	Lap Time	T1	T2	T3	T4	Speed	
Run # 2	<i>Front Tyre</i>	<i>Slick-Soft</i>			<i>Rear Tyre</i>	<i>Slick-Medium</i>		4	1'41.224	21.483	32.144	15.365	32.232	329.2
		22 Laps at start				7 Laps at start		5	1'40.951	21.002	32.103	15.452	32.394	335.4
8	6'02.007	13.671	33.923	16.381	37.122		6	2'10.212	P 25.785*	35.199	16.052	53.176	327.2	
9	1'42.365	21.347	32.748	15.513	32.757	328.2	Run # 2	<i>Front Tyre</i>	<i>Slick-Soft</i>			<i>Rear Tyre</i>	<i>Slick-Medium</i>	
10	2'01.701	P 21.038	32.464	15.509	52.690	331.2			6 Laps at start			6 Laps at start		
Run # 3	<i>Front Tyre</i>	<i>Slick-Soft</i>			<i>Rear Tyre</i>	<i>Slick-Soft</i>		7	6'41.104	13.280	33.798	15.975	33.005	
		New Tyre				New Tyre		8	1'42.148	21.466	32.498	15.604	32.580	323.3
11	6'23.338	13.213	33.695	16.083	32.970		9	1'41.722	21.219	32.400	15.583	32.520	326.2	
12	1'41.294	21.031	32.261	15.430	32.572	327.2	10	1'41.915	21.198	32.487	15.596	32.634	324.3	
13	1'40.646	21.012	31.960	15.330	32.344	329.2	11	2'05.341	P 22.667	34.180	16.118	52.376	324.3	
14	1'40.623	20.933	31.984	15.366	32.340	327.2	Run # 3	<i>Front Tyre</i>	<i>Slick-Soft</i>			<i>Rear Tyre</i>	<i>Slick-Soft</i>	
15	2'05.797	P 22.662	34.086	16.173	52.876	327.2			New Tyre			New Tyre		
Run # 4	<i>Front Tyre</i>	<i>Slick-Soft</i>			<i>Rear Tyre</i>	<i>Slick-Soft</i>		12	8'04.404	15.293	35.163	16.777	34.584	
		5 Laps at start				New Tyre		13	1'42.406	21.447	33.270	15.524	32.165	329.2
16	5'00.637	12.787	33.642	15.883	32.602		14	1'40.617	20.988	31.932	15.444	32.253	326.2	
17	1'40.172	20.814	32.046	15.241	32.071	331.2	15	2'00.616	P 22.152*	32.510	15.629	50.325	324.3	
18	1'40.061	20.832	31.903	15.278	32.048	331.2	Run # 4	<i>Front Tyre</i>	<i>Slick-Soft</i>			<i>Rear Tyre</i>	<i>Slick-Soft</i>	
19	1'40.460	20.883	31.914	15.241	32.422	332.3			4 Laps at start			New Tyre		

16th 9 Danilo PETRUCCI KTM ITA
 Tech 3 KTM Factory Racing
 Runs=3 Total laps=17 Full laps=9

Run #	Front Tyre	Slick-Soft	Rear Tyre	Slick-Medium	Speed	
Run # 1	<i>Front Tyre</i>		<i>Slick-Soft</i>		<i>Rear Tyre</i>	<i>Slick-Medium</i>
	New Tyre		New Tyre			
1	2'06.951	13.373	34.243	16.236	33.578	
2	1'43.821	21.655	32.968	15.822	33.376	332.3
3	1'41.498	21.158	32.393	15.528	32.419	329.2
4	1'41.261	21.037	32.303	15.458	32.463	331.2
5	1'51.871	* 24.530*	33.772	16.222	37.347	331.2
6	2'04.563	P 21.275	32.805	16.029	54.454	325.3
Run # 2	<i>Front Tyre</i>		<i>Slick-Soft</i>		<i>Rear Tyre</i>	<i>Slick-Medium</i>
	6 Laps at start		6 Laps at start			
7	6'06.677	13.707	33.049	15.901	32.998	
8	1'41.802	21.239	32.343	15.460	32.760	319.5
9	1'43.563	21.440	33.898	15.575	32.650	322.3
10	1'48.479	21.104	32.334	17.473	37.568	325.3
11	2'09.383	P 21.301	33.281	19.819	54.982	328.2
Run # 3	<i>Front Tyre</i>		<i>Slick-Soft</i>		<i>Rear Tyre</i>	<i>Slick-Soft</i>
	New Tyre		New Tyre			
12	7'22.475	13.079	33.417	16.188	33.730	
13	1'41.051	21.033	32.122	15.433	32.463	324.3
14	2'07.387	P 21.081	32.859	17.450	55.997	323.3
Run # 4	<i>Front Tyre</i>		<i>Slick-Medium</i>		<i>Rear Tyre</i>	<i>Slick-Soft</i>
	New Tyre		New Tyre			
15	6'45.039	12.512	32.980	15.754	36.997	
16	1'40.228	20.901	31.886	15.328	32.113	330.2
17	1'40.207	20.940	31.842	15.280	32.145	325.3

17th 46 Valentino ROSSI YAMAHA ITA
 Petronas Yamaha SRT
 Runs=3 Total laps=19 Full laps=12

Run #	Front Tyre	Slick-Soft	Rear Tyre	Slick-Medium	Speed	
Run # 1	<i>Front Tyre</i>		<i>Slick-Soft</i>		<i>Rear Tyre</i>	<i>Slick-Medium</i>
	New Tyre		New Tyre			
1	2'04.567	13.750	34.690	16.117	33.012	
2	1'43.589	21.906	33.126	15.767	32.790	328.2
3	1'41.709	21.252	32.486	15.567	32.404	331.2

18th 33 Brad BINDER KTM RSA
 Red Bull KTM Factory Racing
 Runs=2 Total laps=17 Full laps=12

Run #	Front Tyre	Slick-Soft	Rear Tyre	Slick-Medium	Speed	
Run # 1	<i>Front Tyre</i>		<i>Slick-Soft</i>		<i>Rear Tyre</i>	<i>Slick-Medium</i>
	15 Laps at start		New Tyre			
1	2'04.470	13.798	34.798	16.467	33.731	
2	1'43.491	21.842	33.059	15.796	32.794	328.2
3	1'41.641	21.257	32.486	15.604	32.294	331.2
4	1'41.248	21.027	32.259	15.383	32.579	332.3
5	1'43.883	23.194	32.779	15.483	32.427	332.3
6	1'40.905	21.076	32.104	15.251	32.474	330.2
7	2'10.314	P 21.017	32.464	21.257	55.576	331.2
Run # 2	<i>Front Tyre</i>		<i>Slick-Soft</i>		<i>Rear Tyre</i>	<i>Slick-Soft</i>
	New Tyre		New Tyre			
8	9'44.142	16.099	35.429	16.081	33.385	
9	1'46.956	21.483	37.437	15.575	32.461	327.2
10	1'41.251	20.888	32.484	15.339	32.540	332.3
11	1'41.189	21.083	32.221	15.405	32.480	328.2
12	1'40.621	20.948	31.912	15.464	32.297	327.2
13	2'09.346	P 25.099*	33.210	15.734	55.303	327.2
Run # 3	<i>Front Tyre</i>		<i>Slick-Medium</i>		<i>Rear Tyre</i>	<i>Slick-Soft</i>
	New Tyre		New Tyre			
14	8'40.515	13.771	34.973	16.111	33.134	
15	1'42.174	21.928	32.413	15.388	32.445	326.2
16	1'49.972	29.093	33.119	15.424	32.336	329.2
17	1'40.213	20.897	31.776	15.216	32.324	334.3

19th 6 Stefan BRADL HONDA GER
 Repsol Honda Team
 Runs=3 Total laps=20 Full laps=13

Run #	Front Tyre	Slick-Soft	Rear Tyre	Slick-Medium	Speed	
Run # 1	<i>Front Tyre</i>		<i>Slick-Soft</i>		<i>Rear Tyre</i>	<i>Slick-Medium</i>
	New Tyre		New Tyre			
1	2'00.256	13.518	35.145	16.319	33.448	

Fastest Lap: Francesco BAGNAIA Ducati Lenovo Team ITA **1'39.202** 20.541 31.647 15.053 31.961

These data/results cannot be reproduced, stored and/or transmitted in whole or in part by any manner of electronic, mechanical, photocopying, recording, broadcasting or otherwise now known or herein after developed without the previous express consent by the copyright owner, except for reproduction in daily press and regular printed publications on sale to the public within 60 days of the event related to those data/results and always provided that copyright symbol appears together as follows below.
 © DORNA, 2021



Free Practice Nr. 3

MotoGP

Lap	Lap Time	T1	T2	T3	T4	Speed	Lap	Lap Time	T1	T2	T3	T4	Speed					
2	1'51.118	21.716	36.775	16.101	36.526	330.2	21st 12	Maverick VIÑALES APRILIA SPA Aprilia Racing Team Gresini						Runs=3	Total laps=16	Full laps=10		
3	1'42.849	21.654	33.011	15.642	32.542	337.5		Run # 1	Front Tyre	Slick-Soft	Rear Tyre	Slick-Medium	New Tyre	New Tyre				
4	1'41.498	21.233	32.384	15.491	32.390	334.3		1	2'21.884	14.057	34.700	16.762	33.600					
5	1'41.222	21.138	32.318	15.439	32.327	334.3		2	1'43.868	21.712	33.079	15.853	33.224	329.2				
6	1'41.556	21.185	32.443	15.425	32.503	331.2		3	1'42.493	21.603	32.611	15.610	32.669	321.4				
7	2'06.505 P	22.091	33.157	15.993	55.264	333.3		4	1'41.471	21.219	32.177	15.509	32.566	332.3				
Run # 2	Front Tyre	Slick-Soft	Rear Tyre	Slick-Medium				5	1'41.139	21.041	32.065	15.523	32.510	332.3				
		7 Laps at start		7 Laps at start				6	1'44.135	21.143	34.390	15.860	32.742	328.2				
8	6'14.063	13.121	34.162	16.045	33.781			7	2'03.146 P	21.159	32.216	15.500	54.271	330.2				
9	1'42.292	21.346	32.844	15.569	32.533	331.2		Run # 2	Front Tyre	Slick-Soft	Rear Tyre	Slick-Medium						
10	1'53.231	22.277	35.805	15.889	39.260	329.2				7 Laps at start		7 Laps at start						
11	1'41.447	21.284	32.478	15.420	32.265	332.3		8	6'59.015	13.422	34.738	16.109	33.038					
12	1'41.267	21.124	32.320	15.410	32.413	334.3		9	1'41.758	21.161	32.417	15.529	32.651	330.2				
13	2'09.053 P	21.379	35.703	17.203	54.768	334.3	10	1'41.026	21.278	32.007	15.421	32.320	325.3					
Run # 3	Front Tyre	Slick-Soft	Rear Tyre	Slick-Soft			11	1'41.945	21.622	32.286	15.368	32.669	330.2					
		New Tyre		New Tyre			12	1'41.009	21.171	31.926	15.424	32.488	330.2					
14	5'05.960	12.991	33.447	15.751	32.569		13	1'40.616	20.969	31.931	15.354	32.362	329.2					
15	1'40.687	21.143	32.203	15.227	32.114	330.2	14	2'05.751 P	22.723*	33.029	15.988	54.011	329.2					
16	1'40.600	21.005	32.122	15.272	32.201	332.3	Run # 3	Front Tyre	Slick-Soft	Rear Tyre	Slick-Soft							
17	2'11.009 P	25.242*	36.155	16.082	53.530	330.2			New Tyre		New Tyre							
Run # 4	Front Tyre	Slick-Soft	Rear Tyre	Slick-Soft			15	6'06.312	13.039	35.777	15.711	32.776						
		4 Laps at start		New Tyre			unfinished	20.918	34.323	19.205		331.2						
18	3'12.233	13.519	33.998	15.921	32.548		22nd 41						Alex ESPARGARO APRILIA SPA Aprilia Racing Team Gresini					
19	1'45.988	21.976	32.867	15.765	35.380	326.2	Runs=2			Total laps=18			Full laps=12					
20	1'40.282	21.045	32.057	15.249	31.931	335.4	Run # 1	Front Tyre	Slick-Soft	Rear Tyre	Slick-Medium	New Tyre	New Tyre					
20th 4						YAMAHA			ITA									
Petronas Yamaha SRT																		
Runs=2						Total laps=19						Full laps=12						
Run # 1	Front Tyre	Slick-Soft	Rear Tyre	Slick-Medium	New Tyre	New Tyre	Run # 1	Front Tyre	Slick-Soft	Rear Tyre	Slick-Medium	New Tyre	New Tyre					
1	2'07.301	13.610	34.361	16.388	33.047		1	2'00.934	13.571	35.124	16.351	33.464						
2	1'43.668	21.902	33.002	15.616	33.148	323.3	2	1'45.646	21.697	33.699	17.094	33.156	332.3					
3	1'41.645	21.425	32.495	15.388	32.337	330.2	3	1'41.881	21.239	32.577	15.512	32.553	328.2					
4	1'41.072	21.146	32.283	15.351	32.292	331.2	4	1'40.826	21.041	32.165	15.319	32.301	332.3					
5	1'41.453	21.343	32.322	15.508	32.280	328.2	5	1'41.155	21.086	32.262	15.381	32.426	335.4					
6	1'41.103	21.144	32.182	15.420	32.357	327.2	6	1'40.933	21.123	32.214	15.353	32.243	332.3					
7	1'44.422	21.191	32.160	16.459	34.612	327.2	7	2'06.538 P	21.575	33.981	16.205	54.777	336.4					
8	1'47.548	21.116	35.363	16.614	34.455	322.3	Run # 2	Front Tyre	Slick-Soft	Rear Tyre	Slick-Soft							
9	1'40.971	21.084	32.279	15.335	32.273	325.3			7 Laps at start		New Tyre							
10	1'41.299	21.210	32.288	15.521	32.280	326.2	8	8'39.697	13.529	34.056	15.750	33.159						
11	2'06.451 P	21.147	32.244	15.395	57.665	324.3	9	1'42.740	21.253	32.603	15.329	33.555	328.2					
Run # 2	Front Tyre	Slick-Medium	Rear Tyre	Slick-Soft			10	1'41.719	21.326	32.418	15.305	32.670	328.2					
		New Tyre		New Tyre			11	1'41.523	21.169	32.205	15.348	32.801	329.2					
12	9'57.319	15.322	34.492	16.120	33.435		12	2'07.881 P	23.144*	34.495	16.110	54.132	327.2					
13	1'44.557 *	21.611*	33.117	15.758	34.071	322.3	Run # 3	Front Tyre	Slick-Medium	Rear Tyre	Slick-Soft							
14	1'41.944	21.247	32.565	15.608	32.524	324.3			New Tyre		New Tyre							
15	1'41.099 *	21.176*	32.370	15.354	32.199	326.2	13	9'17.504	13.818	36.186	15.929	33.549						
16	2'02.487 P	21.087	32.222	15.327	53.851	329.2	14	1'47.778	21.216	33.340	17.664	35.558	329.2					
Run # 3	Front Tyre	Slick-Soft	Rear Tyre	Slick-Soft			15	1'45.460	20.929	33.963	16.544	34.024	330.2					
		11 Laps at start		New Tyre			16	1'43.612	21.261	33.281	15.351	33.719	333.3					
17	5'12.323	13.849	33.992	15.754	33.065		17	1'39.964 *	20.907	31.768*	15.167	32.122	340.6					
18	1'45.672	21.394	32.879	15.985	35.414	326.2	18	1'44.833	21.065	34.142	15.988	33.638	334.3					
19	1'40.364	21.098	31.922	15.344	32.000	334.3												

Fastest Lap: Francesco BAGNAIA Ducati Lenovo Team ITA **1'39.202** 20.541 31.647 15.053 31.961

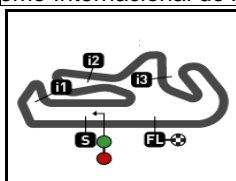
These data/results cannot be reproduced, stored and/or transmitted in whole or in part by any manner of electronic, mechanical, photocopying, recording, broadcasting or otherwise now known or herein after developed without the previous express consent by the copyright owner, except for reproduction in daily press and regular printed publications on sale to the public within 60 days of the event related to those data/results and always provided that copyright symbol appears together as follows below.
© DORNA, 2021

Official MotoGP Timing by **TISSOT**
www.motogp.com

Portimao, Saturday, November 06, 2021

Page 6 of 6





4592 m.

GRANDE PRÉMIO BREMBO DO ALGARVE

Free Practice Nr. 3

Best Partial Times

MotoGP™

IT Ideal Lap Time, sum of the best partial times

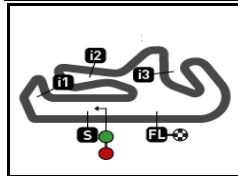
BT Best Lap Time

T1		T2		T3		T4				IT	BT	
Pos	Rider	Time	Rider	Time	Rider	Time	Rider	Time	Pos	Rider	IT	BT
1	F.BAGNAIA	20.541	J.MIR	31.545	F.QUARTARARO	15.031	F.QUARTARARO	31.669	1	F.QUARTARAR	1'39.009	1'39.203 (2)
2	L.MARINI	20.624	F.QUARTARARO	31.568	F.BAGNAIA	15.053	A.MARQUEZ	31.761	2	J.MIR	1'39.166	1'39.227 (3)
3	A.MARQUEZ	20.627	F.MORBIDELLI	31.638	T.NAKAGAMI	15.080	A.RINS	31.804	3	F.BAGNAIA	1'39.202	1'39.202 (1)
4	P.ESPARGARO	20.680	J.MILLER	31.644	J.MARTIN	15.082	J.MIR	31.814	4	J.MILLER	1'39.362	1'39.362 (4)
5	J.MIR	20.715	F.BAGNAIA	31.647	J.MILLER	15.091	J.MILLER	31.837	5	A.MARQUEZ	1'39.375	1'39.375 (5)
6	F.QUARTARARO	20.741	P.ESPARGARO	31.708	J.MIR	15.092	T.NAKAGAMI	31.871	6	F.MORBIDELLI	1'39.409	1'39.476 (6)
7	E.BASTIANINI	20.743	I.LECUONA	31.719	A.RINS	15.127	L.MARINI	31.885	7	P.ESPARGAR	1'39.420	1'39.552 (8)
8	T.NAKAGAMI	20.744	J.MARTIN	31.757	F.MORBIDELLI	15.128	P.ESPARGARO	31.885	8	L.MARINI	1'39.492	1'39.580 (9)
9	F.MORBIDELLI	20.749	E.BASTIANINI	31.766	A.MARQUEZ	15.141	F.MORBIDELLI	31.894	9	A.RINS	1'39.537	1'39.550 (7)
10	J.MILLER	20.790	B.BINDER	31.776	P.ESPARGARO	15.147	J.ZARCO	31.929	10	T.NAKAGAMI	1'39.547	1'39.668 (11)
11	A.RINS	20.801	L.MARINI	31.787	A.ESPARGARO	15.167	S.BRADL	31.931	11	J.MARTIN	1'39.588	1'39.663 (10)
12	J.MARTIN	20.805	A.RINS	31.805	E.BASTIANINI	15.171	I.LECUONA	31.941	12	I.LECUONA	1'39.690	1'39.883 (12)
13	M.OLIVEIRA	20.814	J.ZARCO	31.831	I.LECUONA	15.172	J.MARTIN	31.944	13	E.BASTIANINI	1'39.754	1'39.936 (13)
14	I.LECUONA	20.858	D.PETRUCCI	31.842	L.MARINI	15.196	F.BAGNAIA	31.961	14	J.ZARCO	1'39.959	1'39.995 (14)
15	B.BINDER	20.888	A.MARQUEZ	31.846	B.BINDER	15.216	V.ROSSI	31.966	15	M.OLIVEIRA	1'40.006	1'40.061 (15)
16	D.PETRUCCI	20.901	T.NAKAGAMI	31.852	S.BRADL	15.227	A.DOVIZIOSO	32.000	16	V.ROSSI	1'40.091	1'40.213 (17)
17	A.ESPARGARO	20.907	V.ROSSI	31.853	J.ZARCO	15.229	M.OLIVEIRA	32.048	17	D.PETRUCCI	1'40.136	1'40.207 (16)
18	M.VIÑALES	20.918	M.OLIVEIRA	31.903	M.OLIVEIRA	15.241	E.BASTIANINI	32.074	18	B.BINDER	1'40.174	1'40.213 (18)
19	J.ZARCO	20.970	A.DOVIZIOSO	31.922	D.PETRUCCI	15.280	D.PETRUCCI	32.113	19	S.BRADL	1'40.220	1'40.282 (19)
20	V.ROSSI	20.988	M.VIÑALES	31.926	V.ROSSI	15.284	A.ESPARGARO	32.122	20	A.DOVIZIOSO	1'40.333	1'40.364 (20)
21	S.BRADL	21.005	S.BRADL	32.057	A.DOVIZIOSO	15.327	B.BINDER	32.294	21	A.ESPARGAR	1'40.361	1'40.826 (22)
22	A.DOVIZIOSO	21.084	A.ESPARGARO	32.165	M.VIÑALES	15.354	M.VIÑALES	32.320	22	M.VIÑALES	1'40.518	1'40.616 (21)

These data/results cannot be reproduced, stored and/or transmitted in whole or in part by any manner of electronic, mechanical, photocopying, recording, broadcasting or otherwise now known or herein after developed without the previous express consent by the copyright owner, except for reproduction in daily press and regular printed publications on sale to the public within 60 days of the event related to those data/results and always provided that copyright symbol appears together as follows below.
© DORNA, 2021

Official MotoGP Timing by **TISSOT**
www.motogp.com





4592 m.

GRANDE PRÉMIO BREMBO DO ALGARVE
Free Practice Nr. 3
Fastest Laps Sequence

<i>Practice Time</i>	 <i>Rider</i>	<i>Nation</i>	<i>Motorcycle</i>	<i>Time</i>	<i>Km/h</i>	<i>Rider's Lap</i>
3'35.492	36 Joan MIR	SPA	SUZUKI	1'42.954	160.5	2
3'37.255	42 Alex RINS	SPA	SUZUKI	1'42.644	161.0	2
3'48.636	89 Jorge MARTIN	SPA	DUCATI	1'42.407	161.4	2
5'16.651	36 Joan MIR	SPA	SUZUKI	1'41.159	163.4	3
6'17.075	63 Francesco BAGNAIA	ITA	DUCATI	1'40.842	163.9	3
7'02.767	21 Franco MORBIDELLI	ITA	YAMAHA	1'40.587	164.3	4
7'57.444	63 Francesco BAGNAIA	ITA	DUCATI	1'40.369	164.7	4
9'37.642	63 Francesco BAGNAIA	ITA	DUCATI	1'40.198	164.9	5
13'23.465	20 Fabio QUARTARARO	FRA	YAMAHA	1'40.143	165.0	7
15'03.513	20 Fabio QUARTARARO	FRA	YAMAHA	1'40.048	165.2	8
23'38.422	36 Joan MIR	SPA	SUZUKI	1'39.586	165.9	9
36'20.129	20 Fabio QUARTARARO	FRA	YAMAHA	1'39.514	166.1	16
37'59.335	20 Fabio QUARTARARO	FRA	YAMAHA	1'39.206	166.6	17
39'59.149	63 Francesco BAGNAIA	ITA	DUCATI	1'39.202	166.6	15

These data/results cannot be reproduced, stored and/or transmitted in whole or in part by any manner of electronic, mechanical, photocopying, recording, broadcasting or otherwise now known or herein after developed without the previous express consent by the copyright owner, except for reproduction in daily press and regular printed publications on sale to the public within 60 days of the event related to those data/results and always provided that copyright symbol appears together as follows below.

© DORNA, 2021

Official MotoGP Timing by **TISSOT**
 www.motogp.com



Portimao, Saturday, November 06, 2021