


4592 m.

**GRANDE PRÉMIO BREMBO DO ALGARVE**  
**Free Practice Nr. 1**  
**Classification**

**3**

	Rider	Nation	Team	Motorcycle	Time	Lap Total	Gap	Top Speed
1	20 <b>Fabio QUARTARARO</b>	FRA	Monster Energy Yamaha MotoGP	YAMAHA	<b>1'40.192</b>	21 21		<b>334.3</b>
2	63 <b>Francesco BAGNAIA</b>	ITA	Ducati Lenovo Team	DUCATI	<b>1'40.237</b>	16 22	0.045 0.045	<b>338.5</b>
3	43 <b>Jack MILLER</b>	AUS	Ducati Lenovo Team	DUCATI	<b>1'40.323</b>	19 19	0.131 0.086	<b>342.8</b>
4	42 <b>Alex RINS</b>	SPA	Team SUZUKI ECSTAR	SUZUKI	<b>1'40.551</b>	18 20	0.359 0.228	<b>341.7</b>
5	36 <b>Joan MIR</b>	SPA	Team SUZUKI ECSTAR	SUZUKI	<b>1'40.689</b>	17 19	0.497 0.138	<b>334.3</b>
6	10 <b>Luca MARINI</b>	ITA	SKY VR46 Avintia	DUCATI	<b>1'40.785</b>	16 18	0.593 0.096	<b>338.5</b>
7	44 <b>Po ESPARGARO</b>	SPA	Repsol Honda Team	HONDA	<b>1'40.795</b>	16 19	0.603 0.010	<b>345.0</b>
8	12 <b>Maverick VIÑALES</b>	SPA	Aprilia Racing Team Gresini	APRILIA	<b>1'40.853</b>	20 20	0.661 0.058	<b>339.6</b>
9	21 <b>Franco MORBIDELLI</b>	ITA	Monster Energy Yamaha MotoGP	YAMAHA	<b>1'40.887</b>	11 17	0.695 0.034	<b>332.3</b>
10	41 <b>Aleix ESPARGARO</b>	SPA	Aprilia Racing Team Gresini	APRILIA	<b>1'40.889</b>	20 20	0.697 0.002	<b>341.7</b>
11	73 <b>Alex MARQUEZ</b>	SPA	LCR Honda CASTROL	HONDA	<b>1'40.948</b>	20 22	0.756 0.059	<b>339.6</b>
12	30 <b>Takaaki NAKAGAMI</b>	JPN	LCR Honda IDEMITSU	HONDA	<b>1'40.995</b>	19 19	0.803 0.047	<b>337.5</b>
13	5 <b>Johann ZARCO</b>	FRA	Pramac Racing	DUCATI	<b>1'41.084</b>	19 20	0.892 0.089	<b>342.8</b>
14	27 <b>Iker LECUONA</b>	SPA	Tech 3 KTM Factory Racing	KTM	<b>1'41.199</b>	22 22	1.007 0.115	<b>337.5</b>
15	33 <b>Brad BINDER</b>	RSA	Red Bull KTM Factory Racing	KTM	<b>1'41.215</b>	19 19	1.023 0.016	<b>338.5</b>
16	9 <b>Danilo PETRUCCI</b>	ITA	Tech 3 KTM Factory Racing	KTM	<b>1'41.296</b>	18 18	1.104 0.081	<b>334.3</b>
17	89 <b>Jorge MARTIN</b>	SPA	Pramac Racing	DUCATI	<b>1'41.348</b>	19 19	1.156 0.052	<b>341.7</b>
18	88 <b>Miguel OLIVEIRA</b>	POR	Red Bull KTM Factory Racing	KTM	<b>1'41.375</b>	18 19	1.183 0.027	<b>336.4</b>
19	4 <b>Andrea DOVIZIOSO</b>	ITA	Petronas Yamaha SRT	YAMAHA	<b>1'41.392</b>	20 20	1.200 0.017	<b>334.3</b>
20	23 <b>Enea BASTIANINI</b>	ITA	Avintia Esponsorama	DUCATI	<b>1'41.556</b>	17 19	1.364 0.164	<b>339.6</b>
21	6 <b>Stefan BRADL</b>	GER	Repsol Honda Team	HONDA	<b>1'41.654</b>	20 20	1.462 0.098	<b>337.5</b>
22	46 <b>Valentino ROSSI</b>	ITA	Petronas Yamaha SRT	YAMAHA	<b>1'42.080</b>	7 19	1.888 0.426	<b>337.5</b>

**Practice condition: Dry**  
**Air: 17°**  
**Humidity: 42%**  
**Ground: 22°**

<b>Fastest Lap:</b>	Lap: 21	<b>Fabio QUARTARARO</b>	<b>1'40.192</b>	164.9 Km/h
<b>Best Race Lap:</b>	2021	<b>Alex RINS</b>	<b>1'39.450</b>	166.2 Km/h
<b>All Time Lap Record:</b>	2021	<b>Fabio QUARTARARO</b>	<b>1'38.862</b>	167.2 Km/h

The results are provisional until the end of the limit for protest and appeals.

Time limit for protest expires 30' after publication of the results - ..... Time: .....

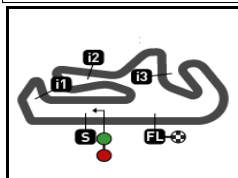
These data/results cannot be reproduced, stored and/or transmitted in whole or in part by any manner of electronic, mechanical, photocopying, recording, broadcasting or otherwise now known or herein after developed without the previous express consent by the copyright owner, except for reproduction in daily press and regular printed publications on sale to the public within 60 days of the event related to those data/results and always provided that copyright symbol appears together as follows below.

© DORNA, 2021

Official MotoGP Timing by **TISSOT**  
 www.motogp.com

**Portimao, Friday, November 05, 2021**





4592 m.

# GRANDE PRÉMIO BREMBO DO ALGARVE

## Free Practice Nr. 1

### Top Speed & Average

4



Rider	Nation	Motorcycle	Top 5 speeds					Average	Top
44 <b>Po ESPARGARO</b>	<b>SPA</b>	HONDA	345.0	343.9	342.8	340.6	339.6	341.6	<b>345.0</b>
5 <b>Johann ZARCO</b>	<b>FRA</b>	DUCATI	342.8	342.8	341.7	340.6	340.6	341.5	<b>342.8</b>
43 <b>Jack MILLER</b>	<b>AUS</b>	DUCATI	342.8	341.7	340.6	340.6	340.6	341.3	<b>342.8</b>
41 <b>Aleix ESPARGARO</b>	<b>SPA</b>	APRILIA	341.7	340.6	340.6	340.6	339.6	340.6	<b>341.7</b>
42 <b>Alex RINS</b>	<b>SPA</b>	SUZUKI	341.7	339.6	338.5	337.5	337.5	339.0	<b>341.7</b>
89 <b>Jorge MARTIN</b>	<b>SPA</b>	DUCATI	341.7	341.7	339.6	338.5	337.5	338.9	<b>341.7</b>
12 <b>Maverick VIÑALES</b>	<b>SPA</b>	APRILIA	339.6	339.6	339.6	337.5	337.5	338.1	<b>339.6</b>
23 <b>Enea BASTIANINI</b>	<b>ITA</b>	DUCATI	339.6	338.5	337.5	336.4	336.4	337.7	<b>339.6</b>
73 <b>Alex MARQUEZ</b>	<b>SPA</b>	HONDA	339.6	338.5	338.5	338.5	337.5	338.2	<b>339.6</b>
10 <b>Luca MARINI</b>	<b>ITA</b>	DUCATI	338.5	338.5	336.4	336.4	335.4	337.0	<b>338.5</b>
33 <b>Brad BINDER</b>	<b>RSA</b>	KTM	338.5	337.5	337.5	337.5	335.4	337.0	<b>338.5</b>
63 <b>Francesco BAGNAIA</b>	<b>ITA</b>	DUCATI	338.5	338.5	338.5	337.5	337.5	337.8	<b>338.5</b>
6 <b>Stefan BRADL</b>	<b>GER</b>	HONDA	337.5	336.4	336.4	336.4	336.4	336.6	<b>337.5</b>
27 <b>Iker LECUONA</b>	<b>SPA</b>	KTM	337.5	334.3	333.3	332.3	332.3	333.7	<b>337.5</b>
30 <b>Takaaki NAKAGAMI</b>	<b>JPN</b>	HONDA	337.5	336.4	336.4	336.4	335.4	336.1	<b>337.5</b>
46 <b>Valentino ROSSI</b>	<b>ITA</b>	YAMAHA	337.5	334.3	334.3	334.3	333.3	334.7	<b>337.5</b>
88 <b>Miguel OLIVEIRA</b>	<b>POR</b>	KTM	336.4	336.4	335.4	335.4	335.4	335.7	<b>336.4</b>
4 <b>Andrea DOVIZIOSO</b>	<b>ITA</b>	YAMAHA	334.3	334.3	333.3	332.3	332.3	333.1	<b>334.3</b>
9 <b>Danilo PETRUCCI</b>	<b>ITA</b>	KTM	334.3	334.3	332.3	331.2	330.2	332.1	<b>334.3</b>
20 <b>Fabio QUARTARARO</b>	<b>FRA</b>	YAMAHA	334.3	333.3	333.3	333.3	333.3	333.5	<b>334.3</b>
36 <b>Joan MIR</b>	<b>SPA</b>	SUZUKI	334.3	333.3	333.3	332.3	332.3	333.1	<b>334.3</b>
21 <b>Franco MORBIDELLI</b>	<b>ITA</b>	YAMAHA	332.3	330.2	330.2	329.2	329.2	329.8	<b>332.3</b>

These data/results cannot be reproduced, stored and/or transmitted in whole or in part by any manner of electronic, mechanical, photocopying, recording, broadcasting or otherwise now known or herein after developed without the previous express consent by the copyright owner, except for reproduction in daily press and regular printed publications on sale to the public within 60 days of the event related to those data/results and always provided that copyright symbol appears together as follows below.

© DORNA, 2021

Official MotoGP Timing by TISSOT  
www.motogp.com



Portimao, Friday, November 05, 2021



# GRANDE PRÉMIO BREMBO DO ALGARVE

## Free Practice Nr. 1

### Chronological Analysis of Performances

**5**

\* Lap / Sector time cancelled      **T1** Time from finish line to 1st intermediate      **T3** Time from 2nd intermed. to 3rd intermed.  
**P** Crossing the finish line in pit lane      **T2** Time from 1st intermed. to 2nd intermed.      **T4** Time from 3rd intermediate to finish line  
**\*\*** Tyre data subject to further updates

Lap	Lap Time	T1	T2	T3	T4	Speed	Lap	Lap Time	T1	T2	T3	T4	Speed	
<b>1st</b>	<b>20</b>	<b>Fabio QUARTARARO</b> YAMAHA FRA Monster Energy Yamaha MotoGP						<b>Run # 2</b>	<b>Front Tyre Slick-Soft</b>		<b>Rear Tyre Slick-Medium</b>			
		Runs=1			Total laps=21		10 Laps at start		10 Laps at start					
		New Tyre		New Tyre										
<b>Run #</b>	<b>1</b>	<b>Front Tyre</b>	<b>Slick-Soft</b>	<b>Rear Tyre</b>	<b>Slick-Medium</b>									
1	3'23.433	14.499	37.210	17.273	34.347		11	8'08.919	15.252	36.098	16.197	33.307		
2	1'44.455	22.044	33.807	15.911	32.693	328.2	12	1'42.169	21.234	32.980	15.498	32.457	335.4	
3	1'42.481	21.363	32.892	15.736	32.490	331.2	13	1'40.791	20.985	32.262	15.292	32.252	336.4	
4	1'41.481	21.172	32.450	15.612	32.247	332.3	14	1'40.421	20.777	32.194	15.202	32.248	337.5	
5	1'41.610	21.355	32.385	15.584	32.286	331.2	15	1'40.554	20.937	32.117	15.329	32.171	336.4	
6	1'41.378	21.150	32.361	15.588	32.279	331.2	16	1'40.237	20.813	32.077	15.292	32.055	336.4	
7	1'41.310	21.091	32.251	15.659	32.309	331.2	17	1'44.634 *	22.938 *	33.328	15.763	32.605	337.5	
8	1'41.083	21.109	32.268	15.525	32.181	332.3	18	1'40.291	20.808	32.088	15.261	32.134	337.5	
9	1'41.006	21.065	32.300	15.489	32.152	333.3	19	1'44.485	21.762	34.199	15.929	32.595	337.5	
10	1'40.801	20.942	32.233	15.512	32.114	334.3	20	1'40.403	20.897	32.041	15.195	32.270	337.5	
11	1'40.768	21.015	32.157	15.475	32.121	333.3	21	1'42.958 *	20.801	32.132 *	15.252	34.773	338.5	
12	2'09.117 P	23.355	34.705	16.157	54.900	332.3	22	1'49.408	20.892	39.545	15.774	33.197	338.5	
<b>3rd</b>	<b>43</b>	<b>Jack MILLER</b> DUCATI AUS Ducati Lenovo Team						<b>Run # 1</b>	<b>Front Tyre Slick-Soft</b>		<b>Rear Tyre Slick-Medium</b>			
		Runs=1			Total laps=19		12 Laps at start		12 Laps at start					
		New Tyre		New Tyre										
<b>Run #</b>	<b>1</b>	<b>Front Tyre</b>	<b>Slick-Soft</b>	<b>Rear Tyre</b>	<b>Slick-Medium</b>									
1	2'52.158	14.778	36.148	17.099	34.206		1	2'52.158	14.778	36.148	17.099	34.206		
2	1'44.884	22.117	33.621	15.980	33.166	340.6	2	1'44.884	22.117	33.621	15.980	33.166	340.6	
3	1'43.644	21.933	33.101	15.739	32.871	336.4	3	1'43.644	21.933	33.101	15.739	32.871	336.4	
4	1'42.761	21.463	32.899	15.725	32.674	338.5	4	1'42.761	21.463	32.899	15.725	32.674	338.5	
5	1'42.394	21.447	32.751	15.562	32.634	339.6	5	1'42.394	21.447	32.751	15.562	32.634	339.6	
6	1'41.889	21.215	32.535	15.495	32.644	337.5	6	1'41.889	21.215	32.535	15.495	32.644	337.5	
7	1'43.052	21.261	33.258	15.698	32.835	339.6	7	1'43.052	21.261	33.258	15.698	32.835	339.6	
8	1'41.368	21.102	32.442	15.404	32.420	339.6	8	1'41.368	21.102	32.442	15.404	32.420	339.6	
9	1'41.517	21.091	32.465	15.483	32.478	338.5	9	1'41.517	21.091	32.465	15.483	32.478	338.5	
10	1'41.011	20.901	32.308	15.331	32.471	341.7	10	1'41.011	20.901	32.308	15.331	32.471	341.7	
11	2'06.439 P	22.466	34.567	16.304	53.102	338.5	11	2'06.439 P	22.466	34.567	16.304	53.102	338.5	
<b>2nd</b>	<b>63</b>	<b>Francesco BAGNAIA</b> DUCATI ITA Ducati Lenovo Team						<b>Run # 2</b>	<b>Front Tyre Slick-Medium</b>		<b>Rear Tyre Slick-Medium</b>			
		Runs=1			Total laps=22		11 Laps at start		11 Laps at start					
		New Tyre		New Tyre										
<b>Run #</b>	<b>1</b>	<b>Front Tyre</b>	<b>Slick-Soft</b>	<b>Rear Tyre</b>	<b>Slick-Medium</b>									
1	3'11.734	14.834	36.542	16.805	34.230		12	13'08.682	14.591	34.531	16.215	33.474		
2	1'44.052	21.922	33.329	15.798	33.003	333.3	13	1'42.680	21.278	32.808	15.603	32.991	339.6	
3	1'42.865	21.513	32.959	15.690	32.703	334.3	14	1'41.060	20.967	32.304	15.360	32.429	339.6	
4	1'41.980	21.240	32.758	15.533	32.449	336.4	15	1'41.877	21.132	32.632	15.542	32.571	339.6	
5	1'41.426	21.195	32.457	15.456	32.318	335.4	16	1'40.918	20.938	32.188	15.513	32.279	342.8	
6	1'40.927	21.005	32.285	15.326	32.311	337.5	17	1'47.439 *	23.305 *	34.424	16.938	32.772	339.6	
7	1'42.934	21.093	33.495	15.633	32.713	338.5	18	1'40.801	20.977	32.290	15.280	32.254	340.6	
8	1'41.197	20.982	32.484	15.400	32.331	335.4	19	1'40.323	20.977	31.995	15.253	32.098	340.6	
9	1'40.796	20.938	32.231	15.360	32.267	336.4								
10	2'05.661 P	23.176 *	33.624	15.827	53.034	336.4								

**Fastest Lap:** Fabio QUARTARARO Monster Energy Yama FRA **1'40.192** 20.879 31.896 15.323 32.094

These data/results cannot be reproduced, stored and/or transmitted in whole or in part by any manner of electronic, mechanical, photocopying, recording, broadcasting or otherwise now known or herein after developed without the previous express consent by the copyright owner, except for reproduction in daily press and regular printed publications on sale to the public within 60 days of the event related to those data/results and always provided that copyright symbol appears together as follows below.  
 © DORNA, 2021



# Free Practice Nr. 1

# MotoGP

Lap	Lap Time	T1	T2	T3	T4	Speed	Lap	Lap Time	T1	T2	T3	T4	Speed	
<b>4th</b>	<b>42</b>	<b>Alex RINS</b>				SUZUKI	SPA	17	<b>1'40.689</b>	21.083	<b>31.989</b>	<b>15.301</b>	32.316	332.3
Team SUZUKI ECSTAR							18	1'44.828 *	24.149*	32.752	15.456	32.471	332.3	
Runs=2 Total laps=20 Full laps=14							19	<b>1'40.691</b>	<b>21.025</b>	32.049	15.391	<b>32.226</b>	<b>334.3</b>	
Run #	1	Front Tyre	Slick-Soft New Tyre	Rear Tyre	Slick-Medium New Tyre									
1	2'26.216	14.938	35.488	17.096	34.959									
2	<b>1'52.392</b>	28.853	34.640	15.982	32.917	332.3								
3	<b>1'43.302</b>	21.775	32.833	15.958	32.736	335.4								
4	<b>1'41.997</b>	21.297	32.680	15.544	32.476	336.4								
5	1'53.647 *	21.346	42.495*	16.749	33.057	<b>341.7</b>								
6	<b>1'41.960</b>	21.322	32.569	15.572	32.497	336.4								
7	<b>1'41.474</b>	21.281	32.300	15.564	32.329	335.4								
8	2'04.216 P	22.637	35.228	16.982	49.369	338.5								
Run #	2	Front Tyre	Slick-Soft 8 Laps at start	Rear Tyre	Slick-Medium 8 Laps at start									
9	7'11.569	13.890	34.342	16.415	33.566									
10	<b>1'48.262</b>	21.610	33.826	16.470	36.356	333.3								
11	<b>1'42.023</b>	21.324	32.658	15.607	32.434	332.3								
12	<b>1'41.438</b>	21.164	32.401	15.499	32.374	336.4								
13	<b>1'41.227</b>	21.008	32.272	15.567	32.380	334.3								
14	<b>1'43.132</b>	21.098	33.864	15.617	32.553	335.4								
15	2'03.739 P	21.035	32.485	15.998	54.221	337.5								
Run #	3	Front Tyre	Slick-Soft 15 Laps at start	Rear Tyre	Slick-Medium 15 Laps at start									
16	6'37.367	14.762	34.172	15.851	32.820									
17	<b>1'42.257</b>	21.623	32.375	15.634	32.625	333.3								
18	<b>1'40.551</b>	<b>20.939</b>	<b>32.041</b>	<b>15.209</b>	32.362	337.5								
19	<b>1'43.299</b>	21.186	32.581	15.653	33.879	339.6								
20	<b>1'40.955</b>	20.999	32.138	15.492	<b>32.326</b>	335.4								
<b>5th</b>	<b>36</b>	<b>Joan MIR</b>				SUZUKI	SPA							
Team SUZUKI ECSTAR														
Runs=2 Total laps=19 Full laps=13														
Run #	1	Front Tyre	Slick-Soft New Tyre	Rear Tyre	Slick-Medium New Tyre									
1	2'02.019	15.074	36.325	16.627	34.148									
2	<b>1'44.892</b>	22.241	33.543	15.994	33.114	329.2								
3	<b>1'42.898</b>	21.645	32.835	15.781	32.637	329.2								
4	<b>1'42.419</b>	21.429	32.767	15.608	32.615	331.2								
5	<b>1'41.915</b>	21.417	32.468	15.485	32.545	331.2								
6	2'08.028 P	22.778	33.992	16.170	55.088	330.2								
Run #	2	Front Tyre	Slick-Soft 6 Laps at start	Rear Tyre	Slick-Medium 6 Laps at start									
7	8'09.673	14.454	34.436	16.207	33.300									
8	<b>1'44.505</b>	21.923	33.070	15.697	33.815	330.2								
9	<b>1'42.762</b>	21.519	32.942	15.716	32.585	331.2								
10	<b>1'41.572</b>	21.254	32.395	15.475	32.448	330.2								
11	<b>1'46.757</b>	21.252	37.208	15.658	32.639	330.2								
12	<b>1'41.439</b>	21.091	32.406	15.434	32.508	333.3								
13	<b>1'41.105</b>	21.138	32.293	15.354	32.320	330.2								
14	2'05.901 P	21.862	33.601	16.000	54.438	329.2								
Run #	3	Front Tyre	Slick-Soft 14 Laps at start	Rear Tyre	Slick-Medium 14 Laps at start									
15	7'22.663	13.512	33.480	15.674	32.985									
16	<b>1'41.709</b>	21.425	32.451	15.481	32.352	333.3								
<b>6th</b>	<b>10</b>	<b>Luca MARINI</b>				DUCATI	ITA							
SKY VR46 Avintia														
Runs=2 Total laps=18 Full laps=12														
Run #	1	Front Tyre	Slick-Soft New Tyre	Rear Tyre	Slick-Medium New Tyre									
1	2'28.650	14.477	36.406	16.831	34.419									
2	<b>1'45.680</b>	22.256	34.087	16.097	33.240	336.4								
3	<b>1'44.241</b>	21.729	33.536	16.048	32.928	<b>338.5</b>								
4	<b>1'43.176</b>	21.604	33.020	15.846	32.706	336.4								
5	<b>1'48.119</b>	24.380	34.682	15.957	33.100	338.5								
6	<b>1'42.534</b>	21.418	32.680	15.675	32.761	332.3								
7	2'05.172 P	21.389	32.762	15.954	55.067	333.3								
Run #	2	Front Tyre	Slick-Soft 7 Laps at start	Rear Tyre	Slick-Medium 7 Laps at start									
8	9'56.655	14.890	35.094	16.438	33.275									
9	<b>1'42.266</b>	21.423	32.811	15.700	32.332	329.2								
10	<b>1'41.668</b>	21.110	32.536	15.591	32.431	332.3								
11	1'41.178 *	20.982	32.278*	15.508	32.410	331.2								
12	<b>1'43.759</b>	21.493	33.541	15.774	32.951	335.4								
13	2'15.186 P	21.164	43.522	16.120	54.380	332.3								
Run #	3	Front Tyre	Slick-Soft 13 Laps at start	Rear Tyre	Slick-Medium 13 Laps at start									
14	7'01.172	14.204	34.148	15.883	33.286									
15	<b>1'41.766</b>	21.239	32.459	15.617	32.451	329.2								
16	<b>1'40.785</b>	21.029	32.122	<b>15.390</b>	<b>32.244</b>	331.2								
17	<b>1'44.206</b>	<b>20.908</b>	<b>32.040</b>	15.445	35.813	333.3								
18	<b>1'40.909</b>	21.024	32.098	15.435	32.352	330.2								
<b>7th</b>	<b>44</b>	<b>Poi ESPARGARO</b>				HONDA	SPA							
Repsol Honda Team														
Runs=2 Total laps=19 Full laps=13														
Run #	1	Front Tyre	Slick-Soft New Tyre	Rear Tyre	Slick-Medium New Tyre									
1	2'26.302	14.464	35.552	17.003	34.864									
2	<b>1'52.787</b>	27.020	36.821	15.980	32.966	335.4								
3	<b>1'43.251</b>	21.706	32.857	15.923	32.765	342.8								
4	<b>1'42.026</b>	21.561	32.540	15.552	32.373	343.9								
5	1'50.653 *	21.394*	40.489	16.174	32.596	<b>345.0</b>								
6	<b>1'45.069</b>	21.268	32.298	15.726	35.777	338.5								
7	<b>1'41.189</b>	21.094	32.298	15.539	32.258	339.6								
8	2'07.187 P	23.338	35.261	16.372	52.216	340.6								
Run #	2	Front Tyre	Slick-Soft 8 Laps at start	Rear Tyre	Slick-Medium 8 Laps at start									
9	8'53.747	13.521	34.786	16.479	36.227									
10	<b>1'46.765</b>	20.976	34.230	18.216	33.343	335.4								
11	<b>1'41.254</b>	20.906	32.385	15.579	32.384	338.5								
12	<b>1'40.956</b>	21.069	32.296	<b>15.387</b>	32.204	337.5								
13	<b>1'40.978</b>	20.886	32.375	15.425	32.292	339.6								
14	<b>1'44.577</b>	20.992	33.538	16.814	33.233	336.4								
15	<b>1'40.833</b>	20.912	<b>32.158</b>	15.419	32.344	336.4								
16	<b>1'40.795</b>	20.980	32.209	15.408	<b>32.198</b>	335.4								
17	2'08.136 P	22.547	35.005	16.601	53.983	337.5								

**Fastest Lap:** Fabio QUARTARARO Monster Energy Yama FRA **1'40.192** 20.879 31.896 15.323 32.094

These data/results cannot be reproduced, stored and/or transmitted in whole or in part by any manner of electronic, mechanical, photocopying, recording, broadcasting or otherwise now known or herein after developed without the previous express consent by the copyright owner, except for reproduction in daily press and regular printed publications on sale to the public within 60 days of the event related to those data/results and always provided that copyright symbol appears together as follows below.  
© DORNA, 2021

Official MotoGP Timing by TISSOT  
www.motogp.com

Portimao, Friday, November 05, 2021

Page 2 of 6



# Free Practice Nr. 1

MotoGP

Lap	Lap Time	T1	T2	T3	T4	Speed	Lap	Lap Time	T1	T2	T3	T4	Speed
Run # 3	Front Tyre Slick-Soft	Rear Tyre Slick-Medium					13	7'52.001	14.069	34.459	16.155	33.044	
	17 Laps at start			17 Laps at start									
18	5'49.759	13.076	33.380	15.714	32.710		14	1'41.939	21.367	32.734	15.618	32.220	329.2
19	1'41.280	20.850	32.660	15.399	32.371	339.6	15	1'41.200	21.118	32.293	15.477	32.312	329.2
							16	1'45.661	21.210	32.195	15.487	36.769	328.2
							17	1'41.263	21.174	32.249	15.532	32.308	330.2

**8th 12** **Maverick VIÑALES** APRILIA SPA  
Aprilia Racing Team Gresini  
Runs=2 Total laps=20 Full laps=11

Run #	1	Front Tyre	Slick-Soft	Rear Tyre	Slick-Medium	Speed
		New Tyre		New Tyre		
1	2'36.357	14.904	35.953	17.416	34.640	
2	1'45.228	22.200	33.594	16.117	33.317	334.3
3	1'43.809 *	21.974*	32.937	15.976	32.922	337.5
4	1'43.006	21.546	32.555	15.919	32.986	339.6
5	1'42.195	21.339	32.516	15.651	32.689	337.5
6	1'46.076	22.464	35.113	15.979	32.520	339.6
7	1'41.752	21.197	32.429	15.586	32.540	339.6
8	1'49.022 *	26.732*	33.611	15.924	32.755	337.5
9	2'03.384 P	21.294	32.250	15.620	54.220	337.5

Run #	2	Front Tyre	Slick-Soft	Rear Tyre	Slick-Medium	Speed
		9 Laps at start		9 Laps at start		
10	7'01.666	14.815	35.162	16.288	32.961	
11	1'41.727	21.175	32.493	15.640	32.419	337.5
12	1'43.525 *	22.064*	32.809	15.893	32.759	337.5
13	1'41.513	21.155	32.263	15.620	32.475	335.4
14	1'43.591	21.074	33.877	15.980	32.660	336.4
15	1'41.787	21.040	32.480	15.765	32.502	335.4
16	1'42.182 *	21.241*	32.853	15.604	32.484	335.4
17	2'02.664 P	21.114	32.261	15.509	53.780	333.3

Run #	3	Front Tyre	Slick-Soft	Rear Tyre	Slick-Medium	Speed
		17 Laps at start		17 Laps at start		
18	5'40.861	14.406	33.477	15.868	32.707	
19	1'41.296	21.079	32.323	15.479	32.415	337.5
20	1'40.853	21.028	32.027	15.469	32.329	336.4

**9th 21** **Franco MORBIDELLI** YAMAHA ITA  
Monster Energy Yamaha MotoGP  
Runs=2 Total laps=17 Full laps=11

Run #	1	Front Tyre	Slick-Soft	Rear Tyre	Slick-Medium	Speed
		New Tyre		New Tyre		
1	3'04.872	15.696	36.928	16.962	34.021	
2	1'44.920	22.271	33.749	16.103	32.797	328.2
3	1'42.891	21.519	32.969	15.797	32.606	329.2
4	1'42.272	21.403	32.701	15.736	32.432	327.2
5	1'43.270 *	21.769*	33.000	15.871	32.630	329.2
6	1'41.649	21.320	32.411	15.595	32.323	327.2
7	2'10.209 P	23.780*	35.968	16.365	54.096	327.2

Run #	2	Front Tyre	Slick-Soft	Rear Tyre	Slick-Medium	Speed
		7 Laps at start		7 Laps at start		
8	9'23.677	15.077	35.154	16.361	33.110	
9	1'42.051	21.320	32.665	15.687	32.379	327.2
10	1'41.596	21.190	32.586	15.648	32.172	330.2
11	1'40.887	21.074	32.158	15.464	32.191	329.2
12	2'11.702 P	23.556	34.023	16.468	57.655	332.3

Run #	3	Front Tyre	Slick-Soft	Rear Tyre	Slick-Medium	Speed
		12 Laps at start		12 Laps at start		

**10th 41** **Aleix ESPARGARO** APRILIA SPA  
Aprilia Racing Team Gresini  
Runs=2 Total laps=20 Full laps=14

Run #	1	Front Tyre	Slick-Soft	Rear Tyre	Slick-Medium	Speed
		New Tyre		New Tyre		
1	2'31.757	14.885	35.969	16.951	34.137	
2	1'45.913	22.237	34.180	16.178	33.318	336.4
3	1'45.875	21.857	33.507	16.573	33.938	334.3
4	1'45.114	22.050	33.469	15.996	33.599	338.5
5	1'43.825	21.440	33.255	15.639	33.491	340.6
6	1'42.018	21.297	32.781	15.604	32.336	340.6
7	1'44.606 *	22.431*	34.022	15.606	32.547	341.7
8	1'42.963	21.510	32.807	15.715	32.931	339.6
9	1'42.440	21.316	32.769	15.726	32.629	337.5
10	1'58.463 P	21.353	32.763	15.615	48.732	335.4

Run #	2	Front Tyre	Slick-Soft	Rear Tyre	Slick-Medium	Speed
		10 Laps at start		10 Laps at start		
11	8'20.011	14.326	36.898	16.924	34.385	
12	1'44.520	21.472	33.246	15.886	33.916	333.3
13	2'11.200 P	21.551	33.035	19.810	56.804	340.6

Run #	3	Front Tyre	Slick-Soft	Rear Tyre	Slick-Medium	Speed
		New Tyre		New Tyre		
14	5'29.282	14.146	34.027	15.971	33.065	
15	1'42.518	21.293	32.727	15.682	32.816	336.4
16	1'41.843	21.233	32.502	15.561	32.547	335.4
17	1'41.770	21.246	32.477	15.515	32.532	335.4
18	1'41.440	21.118	32.311	15.514	32.497	334.3
19	1'46.741	22.099	33.242	16.104	35.296	334.3
20	1'40.889	21.042	32.178	15.421	32.248	338.5

**11th 73** **Alex MARQUEZ** HONDA SPA  
LCR Honda CASTROL  
Runs=1 Total laps=22 Full laps=15

Run #	1	Front Tyre	Slick-Soft	Rear Tyre	Slick-Medium	Speed
		New Tyre		New Tyre		
1	2'13.529	16.334	36.827	16.993	34.473	
2	1'45.208	22.386	33.819	16.043	32.960	335.4
3	1'43.128	21.625	33.091	15.691	32.721	337.5
4	1'42.170 *	21.347*	32.897	15.569	32.357	336.4
5	1'42.493	21.484	32.808	15.641	32.560	336.4
6	1'41.782	21.380	32.444	15.536	32.422	336.4
7	1'41.485	21.099	32.564	15.483	32.339	336.4
8	1'55.133 P	21.549	33.280	15.965	44.339	338.5

Run #	2	Front Tyre	Slick-Soft	Rear Tyre	Slick-Medium	Speed
		8 Laps at start		8 Laps at start		
9	9'42.024	13.880	34.967	16.185	33.530	
10	1'43.525 *	21.926*	33.151	15.713	32.735	335.4
11	1'41.621	21.224	32.576	15.461	32.360	336.4
12	1'42.520 *	21.970*	32.728	15.469	32.353	338.5
13	1'41.425	20.969	32.713	15.397	32.346	333.3

**Fastest Lap:** Fabio QUARTARARO Monster Energy Yama FRA 1'40.192 20.879 31.896 15.323 32.094

These data/results cannot be reproduced, stored and/or transmitted in whole or in part by any manner of electronic, mechanical, photocopying, recording, broadcasting or otherwise now known or herein after developed without the previous express consent by the copyright owner, except for reproduction in daily press and regular printed publications on sale to the public within 60 days of the event related to those data/results and always provided that copyright symbol appears together as follows below.  
© DORNA, 2021





## Free Practice Nr. 1

MotoGP

Lap	Lap Time	T1	T2	T3	T4	Speed	Lap	Lap Time	T1	T2	T3	T4	Speed
14	1'41.119	21.041	32.381	15.435	32.262	334.3	11	1'46.256	21.917	33.359	18.025	32.955	334.3
15	1'41.134	21.089	32.421	15.425	32.199	335.4	12	1'41.950	21.296	32.493	15.617	32.544	339.6
16	1'41.186	21.034	32.376	15.456	32.320	337.5	13	1'43.174 *	21.995*	32.881	15.641	32.657	340.6
17	1'47.957	21.753	34.990	16.719	34.495	336.4	14	1'41.610	21.187	32.420	15.582	32.421	341.7
18	1'46.658 *	22.589*	35.462	15.932	32.675	335.4	15	2'04.228 P	21.633	33.146	16.245	53.204	339.6
19	1'41.359	21.197	32.435	15.454	32.273	339.6							
20	1'40.948	20.994	32.141	15.413	32.400	335.4							
21	1'44.881	21.126	32.430	17.218	34.107	338.5							
22	1'40.975	21.035	32.271	15.390	32.279	337.5							

**12th 30** **Takaaki NAKAGAMI** HONDA JPN  
LCR Honda IDEMITSU  
Runs=2 Total laps=19 Full laps=14

Run #	1	Front Tyre	Slick-Soft	Rear Tyre	Slick-Medium	New Tyre	New Tyre
1	2'26.256	15.410	36.643	17.428	35.441		
2	1'47.566	23.450	34.238	16.557	33.321	315.7	
3	1'44.216	22.054	33.456	15.920	32.786	336.4	
4	1'43.022	21.566	32.955	15.978	32.523	334.3	
5	1'42.576	21.722	32.708	15.573	32.573	331.2	
6	1'42.925	21.791	32.859	15.767	32.508	330.2	
7	1'57.040	22.495	43.949	17.497	33.099	333.3	
8	1'41.504	21.216	32.524	15.520	32.244	336.4	
9	2'05.022 P	21.283	32.533	15.481	55.725	336.4	
			9 Laps at start		9 Laps at start		
10	7'38.685	13.689	35.545	16.634	33.880		
11	1'43.613	21.619	33.612	15.738	32.644	331.2	
12	1'42.387	21.350	33.016	15.550	32.471	335.4	
13	1'41.262	21.160	32.415	15.433	32.254	334.3	
14	1'41.960	21.274	32.469	15.666	32.551	334.3	
15	2'03.405 P	21.021	32.305	15.444	54.635	332.3	
			15 Laps at start		15 Laps at start		
16	6'58.670	16.126	36.591	16.274	33.299		
17	1'42.247	21.380	32.882	15.496	32.489	337.5	
18	1'41.250	21.095	32.446	15.365	32.344	335.4	
19	1'40.995	21.041	32.316	15.401	32.237	335.4	

**13th 5** **Johann ZARCO** DUCATI FRA  
Pramac Racing  
Runs=2 Total laps=20 Full laps=14

Run #	1	Front Tyre	Slick-Soft	Rear Tyre	Slick-Medium	New Tyre	New Tyre
1	2'09.794	14.323	37.057	17.130	34.275		
2	1'46.469	22.614	34.234	16.332	33.289	337.5	
3	1'43.759	21.778	33.257	15.916	32.808	342.8	
4	1'42.728	21.517	33.131	15.617	32.463	339.6	
5	1'42.576	21.401	32.906	15.657	32.612	338.5	
6	1'42.060	21.289	32.625	15.629	32.517	338.5	
7	1'41.869	21.242	32.471	15.610	32.546	336.4	
8	1'41.583	21.177	32.382	15.626	32.398	339.6	
9	1'57.231 P	21.626	34.091	16.313	45.201	340.6	
			9 Laps at start		9 Laps at start		
10	7'18.130	15.454	36.270	16.516	33.395		

Run #	3	Front Tyre	Slick-Soft	Rear Tyre	Slick-Medium	15 Laps at start	15 Laps at start
16	6'07.314	14.187	35.117	16.990	34.356		
17	1'43.179	21.795	33.458	15.693	32.233	339.6	
18	1'41.350	21.202	32.358	15.468	32.322	342.8	
19	1'41.084	21.035	32.288	15.518	32.243	338.5	
20	1'41.245	21.086	32.275	15.532	32.352	340.6	

**14th 27** **Iker LECUONA** KTM SPA  
Tech 3 KTM Factory Racing  
Runs=1 Total laps=22 Full laps=16

Run #	1	Front Tyre	Slick-Medium	Rear Tyre	Slick-Medium	New Tyre	New Tyre
1	2'25.907	14.577	35.365	17.162	35.245		
2	1'45.771	22.248	33.990	16.119	33.414	337.5	
3	1'43.883	21.693	32.960	16.058	33.172	331.2	
4	1'45.169	21.903	32.852	17.071	33.343	331.2	
5	1'42.772	21.745	32.693	15.626	32.708	331.2	
6	1'42.966	21.378	33.198	15.782	32.608	334.3	
7	1'42.385	21.519	32.657	15.570	32.639	331.2	
8	1'42.268	21.361	32.583	15.707	32.617	330.2	
9	1'45.095	21.326	34.270	16.028	33.471	329.2	
10	1'41.714	21.157	32.445	15.620	32.492	329.2	
11	2'10.032 P	21.292	38.817	16.087	53.836	329.2	
			11 Laps at start		11 Laps at start		
12	7'56.076	14.170	34.021	16.254	33.293		
13	1'43.190 *	21.854*	32.963	15.777	32.596	328.2	
14	1'42.600 *	21.664*	32.753	15.690	32.493	331.2	
15	1'48.081	21.528	36.078	16.012	34.463	327.2	
16	1'48.198 *	22.051*	34.464	15.853	35.830	329.2	
17	1'41.728	21.292	32.681	15.566	32.189	333.3	
18	1'43.544	21.321	32.632	15.622	33.969	332.3	
19	1'42.420	21.376	33.026	15.515	32.503	332.3	
20	1'42.111	21.572	32.601	15.518	32.420	326.2	
21	1'41.321	21.120	32.381	15.442	32.378	332.3	
22	1'41.199	21.118	32.369	15.466	32.246	331.2	

**15th 33** **Brad BINDER** KTM RSA  
Red Bull KTM Factory Racing  
Runs=2 Total laps=19 Full laps=14

Run #	1	Front Tyre	Slick-Soft	Rear Tyre	Slick-Medium	New Tyre	New Tyre
1	2'25.682	16.100	37.448	17.749	35.648		
2	1'48.793	23.043	34.778	16.473	34.499	326.2	
3	1'44.969	22.275	33.564	16.064	33.066	330.2	
4	1'43.190	21.601	32.910	15.887	32.792	337.5	
5	1'42.742	21.630	32.915	15.565	32.632	338.5	
6	1'42.452	21.323	32.542	15.557	33.030	333.3	
7	1'42.180	21.306	32.642	15.563	32.669	337.5	
8	1'41.896	21.388	32.371	15.643	32.494	335.4	

**Fastest Lap:** Fabio QUARTARARO Monster Energy Yama FRA 1'40.192 20.879 31.896 15.323 32.094

These data/results cannot be reproduced, stored and/or transmitted in whole or in part by any manner of electronic, mechanical, photocopying, recording, broadcasting or otherwise now known or herein after developed without the previous express consent by the copyright owner, except for reproduction in daily press and regular printed publications on sale to the public within 60 days of the event related to those data/results and always provided that copyright symbol appears together as follows below.  
© DORNA, 2021



# Free Practice Nr. 1

# MotoGP

Lap	Lap Time	T1	T2	T3	T4	Speed	Lap	Lap Time	T1	T2	T3	T4	Speed	
9	2'07.528 P	21.436	34.331	16.724	55.037	337.5	Run # 2	Front Tyre Slick-Soft	Rear Tyre Slick-Medium	7 Laps at start				
10	6'35.974	14.670	34.663	16.336	33.562		8	8'19.657	14.094	34.871	16.269	33.455		
11	<b>1'43.114</b>	21.576	33.091	15.697	32.750	334.3	9	<b>1'44.691</b>	21.936	33.160	16.311	33.284	331.2	
12	<b>1'46.537</b>	21.169	32.809	15.855	36.704	335.4	10	<b>1'42.383</b>	21.375	32.654	15.505	32.849	334.3	
13	<b>1'42.198</b>	21.361	32.530	15.587	32.720	333.3	11	<b>1'43.378</b>	21.330	32.635	15.552	33.861	336.4	
14	<b>1'41.990</b>	21.245	32.455	15.541	32.749	333.3	12	<b>1'43.440</b>	21.231	33.872	15.650	32.687	337.5	
15	2'10.019 P	21.231	38.836	15.763	54.189	333.3	13	<b>1'42.105</b>	21.271	32.824	15.478	32.532	337.5	
Run # 3	Front Tyre Slick-Medium	Rear Tyre Slick-Medium	New Tyre			New Tyre			Run # 3	Front Tyre Slick-Soft	Rear Tyre Slick-Medium	14 Laps at start		
16	7'45.553	15.185	34.679	16.268	36.441		14	2'11.351 P	23.390*	35.031	18.184	54.746	336.4	
17	<b>1'42.865</b>	21.726	32.942	15.591	32.606	332.3	15	6'48.759	14.853	34.737	15.967	34.170		
18	<b>1'42.353</b>	21.252	32.664	15.432	33.005	334.3	16	<b>1'42.904</b>	21.524	32.872	15.702	32.806	334.3	
19	<b>1'41.215</b>	21.036	32.310	15.449	32.420	333.3	17	<b>1'42.143</b>	21.364	32.565	15.491	32.723	335.4	
							18	1'48.657 *	21.409	37.150*	15.758	34.340	334.3	
							19	<b>1'41.348</b>	21.106	32.370	15.381	32.491	337.5	

**16th 9 Danilo PETRUCCI** KTM ITA  
Tech 3 KTM Factory Racing  
Runs=2 Total laps=18 Full laps=13

Run #	1	Front Tyre	Slick-Soft	Rear Tyre	Slick-Medium	New Tyre		
1	2'25.805	15.545	37.464	17.619	35.590			
2	<b>1'46.481</b>	23.146	33.945	16.100	33.290	325.3		
3	<b>1'43.664</b>	21.790	32.967	15.848	33.059	325.3		
4	<b>1'44.663</b>	21.794	32.969	16.550	33.350	330.2		
5	<b>1'42.790</b>	21.576	32.633	15.747	32.834	325.3		
6	<b>1'43.060</b>	21.745	32.789	15.630	32.896	326.2		
7	<b>1'42.881</b>	21.898	32.633	15.630	32.720	325.3		
8	<b>1'42.074</b>	21.314	32.493	15.586	32.681	329.2		
9	1'59.245 P	21.450	34.356	16.519	46.920	331.2		
Run # 2	Front Tyre Slick-Soft	Rear Tyre Slick-Medium	New Tyre			New Tyre		
10	8'34.703	14.132	33.732	16.263	35.385			
11	<b>1'42.289</b>	21.349	32.582	15.532	32.826	334.3		
12	<b>1'41.618</b>	21.204	32.401	15.479	32.534	329.2		
13	<b>1'41.640</b>	21.168	32.397	15.438	32.637	329.2		
14	2'09.988 P	22.138	34.696	17.791	55.363	330.2		
Run # 3	Front Tyre Slick-Soft	Rear Tyre Slick-Medium	New Tyre			New Tyre		
15	8'01.281	16.302	34.147	16.043	32.917			
16	<b>1'42.110</b>	21.378	32.415	15.616	32.701	328.2		
17	<b>1'41.298</b>	21.104	32.351	15.423	32.420	332.3		
18	<b>1'41.296</b>	21.104	32.381	15.384	32.427	334.3		

**17th 89 Jorge MARTIN** DUCATI SPA  
Pramac Racing  
Runs=2 Total laps=19 Full laps=12

Run #	1	Front Tyre	Slick-Soft	Rear Tyre	Slick-Medium	New Tyre
1	2'33.112	14.689	36.129	16.983	34.037	
2	<b>1'45.340</b>	22.086	33.850	16.090	33.314	337.5
3	<b>1'43.848</b>	21.692	33.225	15.982	32.949	336.4
4	<b>1'47.019</b>	23.600	33.326	16.194	33.899	341.7
5	1'42.334 *	21.561	32.805*	15.509	32.459	339.6
6	<b>1'42.170</b>	21.506	32.528	15.510	32.626	341.7
7	2'04.479 P	24.121*	34.337	17.033	48.988	338.5

**18th 88 Miguel OLIVEIRA** KTM POR  
Red Bull KTM Factory Racing  
Runs=2 Total laps=19 Full laps=12

Run #	1	Front Tyre	Slick-Soft	Rear Tyre	Slick-Medium	New Tyre		
1	2'08.782	14.993	37.797	17.452	34.970			
2	<b>1'47.191</b>	22.932	34.571	16.416	33.272	330.2		
3	<b>1'44.002</b>	21.815	33.351	15.900	32.936	332.3		
4	<b>1'43.962</b>	21.729	33.425	15.868	32.940	333.3		
5	<b>1'42.530</b>	21.465	32.794	15.667	32.604	335.4		
6	<b>1'48.101</b>	21.937	36.703	16.177	33.284	336.4		
7	1'42.075 *	21.234	32.618*	15.634	32.589	334.3		
8	2'06.752 P	22.028	34.347	16.240	54.137	333.3		
Run # 2	Front Tyre Slick-Soft	Rear Tyre Slick-Medium	New Tyre			New Tyre		
9	7'23.744	15.149	37.718	16.679	33.598			
10	<b>1'43.552</b>	21.595	33.207	15.776	32.974	331.2		
11	<b>1'42.461</b>	21.323	32.679	15.737	32.722	334.3		
12	1'46.927 *	24.064*	33.813	16.025	33.025	334.3		
13	<b>1'41.856</b>	21.125	32.548	15.573	32.610	335.4		
14	<b>1'41.722</b>	21.206	32.560	15.493	32.463	334.3		
15	2'06.543 P	22.430*	33.980	16.566	53.567	335.4		
Run # 3	Front Tyre Slick-Medium	Rear Tyre Slick-Hard	New Tyre			New Tyre		
16	7'39.882	15.507	34.486	16.063	33.359			
17	<b>1'42.154</b>	21.348	32.686	15.596	32.524	332.3		
18	<b>1'41.375</b>	21.049	32.269	15.547	32.510	335.4		
19	<b>1'41.660</b>	21.064	32.343	15.655	32.598	336.4		

**19th 4 Andrea DOVIZIOSO** YAMAHA ITA  
Petronas Yamaha SRT  
Runs=1 Total laps=20 Full laps=16

Run #	1	Front Tyre	Slick-Soft	Rear Tyre	Slick-Medium	New Tyre
1	2'25.897	15.791	37.051	17.655	35.502	
2	<b>1'47.577</b>	23.250	34.527	16.419	33.381	325.3
3	<b>1'44.640</b>	22.130	33.830	15.986	32.694	328.2
4	<b>1'43.441</b>	21.900	32.925	15.848	32.768	332.3
5	<b>1'42.828</b>	21.727	32.877	15.613	32.611	334.3

**Fastest Lap:** Fabio QUARTARARO Monster Energy Yama FRA **1'40.192** 20.879 31.896 15.323 32.094

These data/results cannot be reproduced, stored and/or transmitted in whole or in part by any manner of electronic, mechanical, photocopying, recording, broadcasting or otherwise now known or herein after developed without the previous express consent by the copyright owner, except for reproduction in daily press and regular printed publications on sale to the public within 60 days of the event related to those data/results and always provided that copyright symbol appears together as follows below.  
© DORNA, 2021



# Free Practice Nr. 1

MotoGP

Lap	Lap Time	T1	T2	T3	T4	Speed	Lap	Lap Time	T1	T2	T3	T4	Speed	
6	1'44.965	22.920	33.877	15.631	32.537	332.3	7	1'55.718 P	22.664	35.979	16.190	40.885	333.3	
7	1'42.023	21.358	32.529	15.611	32.525	333.3	<b>Run # 2</b>						Front Tyre Slick-Soft	Rear Tyre Slick-Medium
8	1'47.788	23.672	35.723	15.690	32.703	332.3							7 Laps at start	
9	1'45.696 *	24.420*	32.876	15.646	32.754	334.3	8	6'44.161	14.334	34.471	16.116	33.072		
10	2'09.092 P	21.316	32.639	15.572	59.565	331.2	9	1'43.162	21.668	32.971	15.740	32.783	332.3	
<b>Run # 2</b>						Front Tyre Slick-Soft	Rear Tyre Slick-Medium	10	1'42.097	21.355	32.650	15.567	32.525	332.3
						10 Laps at start		11	1'42.304	21.305	32.788	15.608	32.603	333.3
11	11'10.983	14.691	34.692	16.351	33.554		12	1'51.941	21.457	34.666	17.364	38.454	333.3	
12	1'45.262	21.794	35.144	15.724	32.600	325.3	13	1'43.191	21.551	32.940	15.690	33.010	336.4	
13	1'48.165	21.522	33.265	15.763	37.615	325.3	14	2'15.742 P	24.446*	34.022	16.675	1'00.599	333.3	
14	1'46.111	21.964	34.507	15.794	33.846	327.2	<b>Run # 3</b>						Front Tyre Slick-Soft	Rear Tyre Slick-Medium
15	1'42.051	21.316	32.603	15.602	32.530	324.3							14 Laps at start	
16	1'41.737	21.273	32.390	15.533	32.541	327.2	15	7'27.999	14.704	34.496	16.092	33.045		
17	1'46.214	21.335	33.790	16.506	34.583	326.2	16	1'42.321	21.360	32.834	15.588	32.539	333.3	
18	1'41.926	21.344	32.390	15.428	32.764	329.2	17	1'42.402	21.426	32.656	15.680	32.640	333.3	
19	1'49.818	23.506	36.079	17.487	32.746	328.2	18	1'42.006	21.384	32.468	15.533	32.621	332.3	
20	1'41.392	21.290	32.320	15.418	32.364	329.2	19	1'41.951	21.299	32.541	15.529	32.582	333.3	
							20	1'41.654	21.286	32.466	15.469	32.433	333.3	

**20th 23 Enea BASTIANINI** DUCATI ITA  
Avintia Esponsorama

Runs=1 Total laps=19 Full laps=12

Run #	1	Front Tyre	Slick-Soft	Rear Tyre	Slick-Medium	New Tyre	
1	2'28.089	15.074	36.176	16.687	34.774		
2	1'45.645	22.250	33.868	16.052	33.475	334.3	
3	1'44.263	21.642	33.519	15.970	33.132	335.4	
4	1'42.991	21.409	33.094	15.735	32.753	333.3	
5	1'48.781 *	24.604*	34.927	16.016	33.234	335.4	
6	1'42.486	21.333	32.736	15.672	32.745	333.3	
7	1'43.985	21.214	33.577	15.931	33.263	335.4	
8	1'42.632	21.324	32.824	15.679	32.805	333.3	
9	1'47.284 *	23.438*	34.670	16.183	32.993	333.3	
10	1'56.805 P	23.159*	33.306	16.181	44.159	336.4	
<b>Run # 2</b>						Front Tyre Slick-Soft	Rear Tyre Slick-Medium
						10 Laps at start	
11	13'12.078	16.512	34.467	16.161	33.350		
12	1'42.801	21.324	32.955	15.722	32.800	332.3	
13	1'47.966	22.718	33.584	15.920	35.744	332.3	
14	1'41.944	21.286	32.538	15.629	32.491	333.3	
15	1'44.593	21.195	32.610	15.722	35.066	335.4	
16	1'44.298	21.253	32.973	15.916	34.156	337.5	
17	1'41.556	21.118	32.300	15.563	32.575	339.6	
18	1'46.808 *	23.014*	33.411	15.854	34.529	336.4	
19	1'41.538 *	21.079	32.498*	15.488	32.473	338.5	

**21st 6 Stefan BRADL** HONDA GER  
Repsol Honda Team

Runs=2 Total laps=20 Full laps=15

Run #	1	Front Tyre	Slick-Soft	Rear Tyre	Slick-Medium	New Tyre
1	2'12.820	15.835	36.488	17.051	34.333	
2	1'46.142	22.639	33.940	16.265	33.298	333.3
3	1'43.794	21.929	33.163	15.880	32.822	336.4
4	1'42.736	21.585	32.765	15.678	32.708	336.4
5	1'42.532	21.552	32.873	15.573	32.534	336.4
6	1'42.671	21.414	32.843	15.714	32.700	337.5

**22nd 46 Valentino ROSSI** YAMAHA ITA  
Petronas Yamaha SRT

Runs=2 Total laps=19 Full laps=11

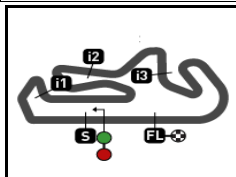
Run #	1	Front Tyre	Slick-Soft	Rear Tyre	Slick-Medium	New Tyre	
1	2'29.637	14.744	36.050	16.983	34.325		
2	1'45.356	22.503	33.777	16.102	32.974	329.2	
3	1'44.542	22.018	33.459	16.033	33.032	328.2	
4	1'43.198	21.788	32.917	15.778	32.715	334.3	
5	1'43.456	21.797	33.207	15.791	32.661	337.5	
6	1'42.267	21.288	32.623	15.624	32.732	333.3	
7	1'42.080	21.350	32.491	15.599	32.640	334.3	
8	2'02.531 P	23.702	34.759	17.925	46.145	334.3	
<b>Run # 2</b>						Front Tyre Slick-Soft	Rear Tyre Slick-Medium
						8 Laps at start	
9	8'06.808	14.427	35.966	16.525	33.507		
10	1'44.880 *	22.305*	33.478	15.984	33.113	328.2	
11	1'44.848 *	22.630*	33.314	15.962	32.942	327.2	
12	1'42.781	21.528	32.746	15.728	32.779	328.2	
13	1'56.966 *	23.218*	34.918	18.765	40.065	328.2	
14	2'15.748 P	22.177	41.392	18.409	53.770	316.7	
<b>Run # 3</b>						Front Tyre Slick-Soft	Rear Tyre Slick-Medium
						14 Laps at start	
15	6'17.338	13.805	34.682	16.500	33.520		
16	1'43.275	21.639	33.003	15.804	32.829	328.2	
17	1'42.687	21.411	32.890	15.683	32.703	328.2	
18	1'42.506	21.402	32.714	15.629	32.761	328.2	
19	1'42.109	21.365	32.516	15.619	32.609	328.2	

**Fastest Lap:** Fabio QUARTARARO Monster Energy Yama FRA 1'40.192 20.879 31.896 15.323 32.094

These data/results cannot be reproduced, stored and/or transmitted in whole or in part by any manner of electronic, mechanical, photocopying, recording, broadcasting or otherwise now known or herein after developed without the previous express consent by the copyright owner, except for reproduction in daily press and regular printed publications on sale to the public within 60 days of the event related to those data/results and always provided that copyright symbol appears together as follows below.  
© DORNA, 2021







4592 m.

# GRANDE PRÉMIO BREMBO DO ALGARVE

## Free Practice Nr. 1

### Best Partial Times

# MotoGP™

*IT* Ideal Lap Time, sum of the best partial times

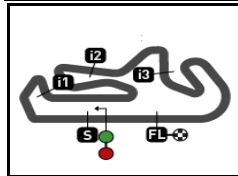
*BT* Best Lap Time

T1		T2		T3		T4				IT	BT	
Pos	Rider	Time	Rider	Time	Rider	Time	Rider	Time	Pos	Rider	IT	BT
1	F.BAGNAIA	20.777	F.QUARTARARO	31.896	F.BAGNAIA	15.195	F.QUARTARARO	31.991	1	F.BAGNAIA	1'40.068	1'40.237 (2)
2	P.ESPARGARO	<b>20.850</b>	J.MIR	<b>31.989</b>	A.RINS	<b>15.209</b>	F.BAGNAIA	<b>32.055</b>	2	F.QUARTARAR	1'40.087	1'40.192 (1)
3	F.QUARTARARO	20.878	J.MILLER	31.995	J.MILLER	15.253	J.MILLER	32.098	3	J.MILLER	1'40.247	1'40.323 (3)
4	J.MILLER	<b>20.901</b>	M.VIÑALES	<b>32.027</b>	J.MIR	<b>15.301</b>	F.MORBIDELLI	<b>32.172</b>	4	A.RINS	1'40.515	1'40.551 (4)
5	L.MARINI	20.908	L.MARINI	32.040	F.QUARTARARO	15.322	I.LECUONA	32.189	5	J.MIR	1'40.541	1'40.689 (5)
6	A.RINS	<b>20.939</b>	A.RINS	<b>32.041</b>	T.NAKAGAMI	<b>15.365</b>	P.ESPARGARO	<b>32.198</b>	6	L.MARINI	1'40.582	1'40.785 (6)
7	A.MARQUEZ	20.969	F.BAGNAIA	32.041	J.MARTIN	15.381	A.MARQUEZ	32.199	7	P.ESPARGAR	1'40.593	1'40.795 (7)
8	T.NAKAGAMI	<b>21.021</b>	A.MARQUEZ	<b>32.141</b>	D.PETRUCCI	<b>15.384</b>	J.MIR	<b>32.226</b>	8	A.MARQUEZ	1'40.699	1'40.948 (11)
9	J.MIR	21.025	F.MORBIDELLI	32.158	P.ESPARGARO	15.387	J.ZARCO	32.233	9	M.VIÑALES	1'40.853	1'40.853 (8)
10	M.VIÑALES	<b>21.028</b>	P.ESPARGARO	<b>32.158</b>	L.MARINI	<b>15.390</b>	T.NAKAGAMI	<b>32.237</b>	10	F.MORBIDELLI	1'40.868	1'40.887 (9)
11	J.ZARCO	21.035	A.ESPARGARO	32.178	A.MARQUEZ	15.390	L.MARINI	32.244	11	A.ESPARGAR	1'40.889	1'40.889 (10)
12	B.BINDER	<b>21.036</b>	M.OLIVEIRA	<b>32.269</b>	A.DOVIZIOSO	<b>15.418</b>	A.ESPARGARO	<b>32.248</b>	12	T.NAKAGAMI	1'40.928	1'40.995 (12)
13	A.ESPARGARO	21.042	J.ZARCO	32.275	A.ESPARGARO	15.421	A.RINS	32.326	13	J.ZARCO	1'41.011	1'41.084 (13)
14	M.OLIVEIRA	<b>21.049</b>	E.BASTIANINI	<b>32.300</b>	B.BINDER	<b>15.432</b>	M.VIÑALES	<b>32.329</b>	14	I.LECUONA	1'41.118	1'41.199 (14)
15	F.MORBIDELLI	21.074	T.NAKAGAMI	32.305	I.LECUONA	15.442	A.DOVIZIOSO	32.364	15	B.BINDER	1'41.198	1'41.215 (15)
16	E.BASTIANINI	<b>21.079</b>	B.BINDER	<b>32.310</b>	F.MORBIDELLI	<b>15.464</b>	D.PETRUCCI	<b>32.420</b>	16	D.PETRUCCI	1'41.259	1'41.296 (16)
17	D.PETRUCCI	21.104	A.DOVIZIOSO	32.320	J.ZARCO	15.468	B.BINDER	32.420	17	M.OLIVEIRA	1'41.274	1'41.375 (18)
18	J.MARTIN	<b>21.106</b>	D.PETRUCCI	<b>32.351</b>	S.BRADL	<b>15.469</b>	S.BRADL	<b>32.433</b>	18	J.MARTIN	1'41.316	1'41.348 (17)
19	I.LECUONA	21.118	I.LECUONA	32.369	M.VIÑALES	15.469	J.MARTIN	32.459	19	E.BASTIANINI	1'41.340	1'41.556 (20)
20	A.DOVIZIOSO	<b>21.273</b>	J.MARTIN	<b>32.370</b>	E.BASTIANINI	<b>15.488</b>	M.OLIVEIRA	<b>32.463</b>	20	A.DOVIZIOSO	1'41.375	1'41.392 (19)
21	S.BRADL	21.286	S.BRADL	32.466	M.OLIVEIRA	15.493	E.BASTIANINI	32.473	21	S.BRADL	1'41.654	1'41.654 (21)
22	V.ROSSI	<b>21.288</b>	V.ROSSI	<b>32.491</b>	V.ROSSI	<b>15.599</b>	V.ROSSI	<b>32.609</b>	22	V.ROSSI	1'41.987	1'42.080 (22)

These data/results cannot be reproduced, stored and/or transmitted in whole or in part by any manner of electronic, mechanical, photocopying, recording, broadcasting or otherwise now known or herein after developed without the previous express consent by the copyright owner, except for reproduction in daily press and regular printed publications on sale to the public within 60 days of the event related to those data/results and always provided that copyright symbol appears together as follows below.  
© DORNA, 2021


Official MotoGP Timing by   
www.motogp.com





4592 m.

**GRANDE PRÉMIO BREMBO DO ALGARVE**  
**Free Practice Nr. 1**  
**Fastest Laps Sequence**

<i>Practice Time</i>	 <i>Rider</i>	<i>Nation</i>	<i>Motorcycle</i>	<i>Time</i>	<i>Km/h</i>	<i>Rider's Lap</i>
3'46.911	36 Joan MIR	SPA	SUZUKI	<b>1'44.892</b>	157.6	2
4'37.042	43 Jack MILLER	AUS	DUCATI	<b>1'44.884</b>	157.6	2
4'55.786	63 Francesco BAGNAIA	ITA	DUCATI	<b>1'44.052</b>	158.8	2
5'29.809	36 Joan MIR	SPA	SUZUKI	<b>1'42.898</b>	160.6	3
6'32.683	21 Franco MORBIDELLI	ITA	YAMAHA	<b>1'42.891</b>	160.6	3
6'38.651	63 Francesco BAGNAIA	ITA	DUCATI	<b>1'42.865</b>	160.7	3
6'50.369	20 Fabio QUARTARARO	FRA	YAMAHA	<b>1'42.481</b>	161.3	3
7'12.228	36 Joan MIR	SPA	SUZUKI	<b>1'42.419</b>	161.4	4
7'43.907	42 Alex RINS	SPA	SUZUKI	<b>1'41.997</b>	162.0	4
8'20.631	63 Francesco BAGNAIA	ITA	DUCATI	<b>1'41.980</b>	162.1	4
8'31.850	20 Fabio QUARTARARO	FRA	YAMAHA	<b>1'41.481</b>	162.8	4
10'02.057	63 Francesco BAGNAIA	ITA	DUCATI	<b>1'41.426</b>	162.9	5
11'42.984	63 Francesco BAGNAIA	ITA	DUCATI	<b>1'40.927</b>	163.7	6
16'47.911	63 Francesco BAGNAIA	ITA	DUCATI	<b>1'40.796</b>	164.0	9
20'19.806	20 Fabio QUARTARARO	FRA	YAMAHA	<b>1'40.768</b>	164.0	11
32'05.872	63 Francesco BAGNAIA	ITA	DUCATI	<b>1'40.421</b>	164.6	14
35'26.663	63 Francesco BAGNAIA	ITA	DUCATI	<b>1'40.237</b>	164.9	16
46'32.091	20 Fabio QUARTARARO	FRA	YAMAHA	<b>1'40.192</b>	164.9	21

These data/results cannot be reproduced, stored and/or transmitted in whole or in part by any manner of electronic, mechanical, photocopying, recording, broadcasting or otherwise now known or herein after developed without the previous express consent by the copyright owner, except for reproduction in daily press and regular printed publications on sale to the public within 60 days of the event related to those data/results and always provided that copyright symbol appears together as follows below.

© DORNA, 2021

Official MotoGP Timing by TISSOT  
 www.motogp.com



Portimao, Friday, November 05, 2021