

GRANDE PRÉMIO BREMBO DO ALGARVE
Free Practice Nr. 1
Classification

3

	Rider	Nation	Team	Motorcycle	Time	Lap Total	Gap	Top Speed
1	7 Dennis FOGGIA	ITA	Leopard Racing	HONDA	1'48.296	19 19		244.3
2	82 Stefano NEPA	ITA	BOE Owlride	KTM	1'49.048	15 16	0.752 0.752	242.6
3	12 Filip SALAC	CZE	CarXpert PruestelGP	KTM	1'49.082	14 14	0.786 0.034	238.4
4	16 Andrea MIGNO	ITA	Rivacold Snipers Team	HONDA	1'49.153	16 17	0.857 0.071	237.8
5	17 John MCPHEE	GBR	Petronas Sprinta Racing	HONDA	1'49.157	15 15	0.861 0.004	238.9
6	37 Pedro ACOSTA	SPA	Red Bull KTM Ajo	KTM	1'49.168	13 14	0.872 0.011	240.5
7	52 Jeremy ALCOBA	SPA	Indonesian Racing Gresini Moto3	HONDA	1'49.268	16 16	0.972 0.100	240.5
8	40 Darryn BINDER	RSA	Petronas Sprinta Racing	HONDA	1'49.272	15 15	0.976 0.004	241.0
9	5 Jaume MASIA	SPA	Red Bull KTM Ajo	KTM	1'49.455	13 14	1.159 0.183	245.4
10	28 Izan GUEVARA	SPA	MUCHONEUMATICO GASGAS A	GASGAS	1'49.467	16 18	1.171 0.012	242.1
11	71 Ayumu SASAKI	JPN	Red Bull KTM Tech 3	KTM	1'49.478	17 17	1.182 0.011	243.2
12	55 Romano FENATI	ITA	Sterilgarda Max Racing Team	HUSQVARNA	1'49.479	16 16	1.183 0.001	236.8
13	43 Xavier ARTIGAS	SPA	Leopard Racing	HONDA	1'49.529	15 15	1.233 0.050	243.2
14	24 Tatsuki SUZUKI	JPN	SIC58 Squadra Corse	HONDA	1'49.625	16 16	1.329 0.096	242.6
15	23 Niccolò ANTONELLI	ITA	Avintia VR46 Academy	KTM	1'49.686	15 16	1.390 0.061	233.7
16	11 Sergio GARCIA	SPA	MUCHONEUMATICO GASGAS A	GASGAS	1'49.737	16 16	1.441 0.051	240.0
17	54 Riccardo ROSSI	ITA	BOE Owlride	KTM	1'50.002	14 15	1.706 0.265	241.6
18	31 Adrian FERNANDEZ	SPA	Sterilgarda Max Racing Team	HUSQVARNA	1'50.152	15 17	1.856 0.150	241.6
19	99 Carlos TATAY	SPA	Avintia Esponsorama Moto3	KTM	1'50.153	16 16	1.857 0.001	235.2
20	27 Kaito TOBA	JPN	CIP Green Power	KTM	1'50.252	17 17	1.956 0.099	239.4
21	20 Lorenzo FELLON	FRA	SIC58 Squadra Corse	HONDA	1'50.401	14 14	2.105 0.149	237.8
22	96 Daniel HOLGADO	SPA	Red Bull KTM Tech 3	KTM	1'50.462	14 16	2.166 0.061	241.0
23	19 Andi Farid IZDIHAR	INA	Honda Team Asia	HONDA	1'50.510	17 18	2.214 0.048	238.4
24	92 Yuki KUNII	JPN	Honda Team Asia	HONDA	1'50.610	14 14	2.314 0.100	240.0
25	6 Ryusei YAMANAKA	JPN	CarXpert PruestelGP	KTM	1'50.735	11 12	2.439 0.125	232.7
26	67 Alberto SURRA	ITA	Rivacold Snipers Team	HONDA	1'50.808	15 15	2.512 0.073	237.8
27	66 Joel KELSO	AUS	CIP Green Power	KTM	1'50.914	16 16	2.618 0.106	238.9
28	2 Gabriel RODRIGO	ARG	Indonesian Racing Gresini Moto3	HONDA	1'51.010	5 11	2.714 0.096	241.6

Practice condition: **Dry**
 Air: **8°**
 Humidity: **75%**
 Ground: **9°**

Fastest Lap:	Lap: 19	Dennis FOGGIA	1'48.296	152.6 Km/h
Best Race Lap:	2021	Gabriel RODRIGO	1'47.610	153.6 Km/h
All Time Lap Record:	2020	Jaume MASIA	1'47.398	153.9 Km/h

The results are provisional until the end of the limit for protest and appeals.

Time limit for protest expires 30' after publication of the results - Time:

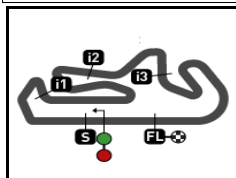
These data/results cannot be reproduced, stored and/or transmitted in whole or in part by any manner of electronic, mechanical, photocopying, recording, broadcasting or otherwise now known or herein after developed without the previous express consent by the copyright owner, except for reproduction in daily press and regular printed publications on sale to the public within 60 days of the event related to those data/results and always provided that copyright symbol appears together as follows below.

© DORNA, 2021

Official MotoGP Timing by TISSOT
 www.motogp.com

Portimao, Friday, November 05, 2021





4592 m.

GRANDE PRÉMIO BREMBO DO ALGARVE

Free Practice Nr. 1

Top Speed & Average

4



Rider	Nation	Motorcycle	Top 5 speeds					Average	Top
5 Jaume MASIA	SPA	KTM	245.4	243.2	242.1	241.0	238.9	242.1	245.4
7 Dennis FOGGIA	ITA	HONDA	244.3	243.7	243.2	241.6	241.0	242.5	244.3
43 Xavier ARTIGAS	SPA	HONDA	243.2	242.1	241.0	239.4	239.4	240.8	243.2
71 Ayumu SASAKI	JPN	KTM	243.2	242.6	242.1	235.2	234.2	239.5	243.2
24 Tatsuki SUZUKI	JPN	HONDA	242.6	240.0	238.9	237.3	235.8	238.9	242.6
82 Stefano NEPA	ITA	KTM	242.6	242.6	241.0	241.0	240.5	241.5	242.6
28 Izan GUEVARA	SPA	GASGAS	242.1	238.9	238.9	237.8	237.3	238.5	242.1
2 Gabriel RODRIGO	ARG	HONDA	241.6	238.4	237.3	237.3	235.2	238.0	241.6
31 Adrian FERNANDEZ	SPA	HUSQVARNA	241.6	240.5	238.4	237.8	235.2	238.1	241.6
54 Riccardo ROSSI	ITA	KTM	241.6	241.0	238.9	238.9	238.4	239.5	241.6
40 Darryn BINDER	RSA	HONDA	241.0	239.4	236.8	236.8	236.3	238.1	241.0
96 Daniel HOLGADO	SPA	KTM	241.0	236.8	236.3	235.8	234.2	236.8	241.0
37 Pedro ACOSTA	SPA	KTM	240.5	240.5	238.4	236.3	235.2	237.3	240.5
52 Jeremy ALCOBA	SPA	HONDA	240.5	239.4	236.8	235.2	233.7	237.1	240.5
11 Sergio GARCIA	SPA	GASGAS	240.0	239.4	238.9	238.9	237.8	239.0	240.0
92 Yuki KUNII	JPN	HONDA	240.0	239.4	238.4	237.8	234.7	237.1	240.0
27 Kaito TOBA	JPN	KTM	239.4	234.2	233.7	233.2	232.7	234.3	239.4
17 John MCPHEE	GBR	HONDA	238.9	237.8	237.3	237.3	236.8	237.6	238.9
66 Joel KELSO	AUS	KTM	238.9	233.7	232.7	232.2	231.7	233.5	238.9
12 Filip SALAC	CZE	KTM	238.4	238.4	237.3	236.3	236.3	237.3	238.4
19 Andi Farid IZDIHAR	INA	HONDA	238.4	235.8	235.8	235.2	235.2	235.9	238.4
16 Andrea MIGNO	ITA	HONDA	237.8	237.8	237.8	237.3	237.3	237.6	237.8
20 Lorenzo FELLON	FRA	HONDA	237.8	237.3	236.8	236.8	236.3	236.9	237.8
67 Alberto SURRA	ITA	HONDA	237.8	235.8	233.7	233.2	232.2	234.2	237.8
55 Romano FENATI	ITA	HUSQVARNA	236.8	236.3	235.2	234.7	234.7	235.1	236.8
99 Carlos TATAY	SPA	KTM	235.2	235.2	232.7	232.7	231.7	233.0	235.2
23 Niccolò ANTONELLI	ITA	KTM	233.7	233.2	232.7	232.7	232.7	232.9	233.7
6 Ryusei YAMANAKA	JPN	KTM	232.7	232.2	231.7	231.7	230.2	231.7	232.7

These data/results cannot be reproduced, stored and/or transmitted in whole or in part by any manner of electronic, mechanical, photocopying, recording, broadcasting or otherwise now known or herein after developed without the previous express consent by the copyright owner, except for reproduction in daily press and regular printed publications on sale to the public within 60 days of the event related to those data/results and always provided that copyright symbol appears together as follows below.

© DORNA, 2021

Official MotoGP Timing by TISSOT
www.motogp.com



Portimao, Friday, November 05, 2021



4592 m.

GRANDE PRÉMIO BREMBO DO ALGARVE

Free Practice Nr. 1

Chronological Analysis of Performances

5

* Lap / Sector time cancelled **T1** Time from finish line to 1st intermed. **T3** Time from 2nd intermed. to 3rd intermed.
P Crossing the finish line in pit lane **T2** Time from 1st intermed. to 2nd intermed. **T4** Time from 3rd intermediate to finish line

Lap	Lap Time	T1	T2	T3	T4	Speed	Lap	Lap Time	T1	T2	T3	T4	Speed
1st 7 Dennis FOGGIA Leopard Racing ITA							4	1'51.617	24.051	35.520	16.718	35.328	234.7
Runs=1 Total laps=19 Full laps=14							5	1'51.852	24.091	35.568	16.777	35.416	238.4
1	3'08.013	17.890	41.168	17.829	37.699		6	1'51.477	23.886	35.525	16.795	35.271	238.4
2	1'53.849	24.597	36.329	17.112	35.811	241.0	7	1'51.063	23.927	35.315	16.573	35.248	235.8
3	1'51.790	24.082	35.704	16.728	35.276	244.3	8	2'17.496 P	24.062	40.302	16.832	56.300	236.3
4	1'50.930	23.932	35.421	16.656	34.921	241.6	9	8'59.702	15.825	36.155	16.979	36.199	
5	1'51.194	23.855	35.470	16.617	35.252	243.7	10	1'52.519	24.325	35.587	16.810	35.797	228.3
6	1'50.870	23.826	35.278	16.492	35.274	237.8	11	2'12.978 P	24.740	35.851	17.125	55.262	228.3
7	1'54.922	24.880	37.207	17.001	35.834	237.3	12	7'29.641	14.714	35.870	16.834	37.615	
8	1'51.930	23.658	36.047	16.890	35.335	243.2	13	1'49.736	23.554	34.860	16.483	34.839	236.3
9	1'50.392	23.710	35.232	16.463	34.987	238.4	14	1'49.082	23.505	34.596	16.425	34.556	237.3
10	1'54.268	24.150	37.684	16.910	35.524	235.8							
11	1'50.614 *	23.791	35.226*	16.509	35.088	235.8							
12	1'52.513	23.674	36.461	16.994	35.384	235.8							
13	1'50.487	23.753	35.220	16.493	35.021	236.3							
14	1'50.064 *	23.592	35.108*	16.498	34.866	235.8							
15	2'07.560 P	25.056	37.150	17.344	48.010	237.3							
16	5'36.062	13.350	35.997	16.571	35.342								
17	1'49.064	23.442	34.753	16.233	34.636	240.0							
18	1'49.035	23.430	34.666	16.298	34.641	237.8							
19	1'48.296	23.315	34.493	16.141	34.347	241.0							
2nd 82 Stefano NEPA BOE Owlride ITA													
Runs=1 Total laps=16 Full laps=12													
1	3'09.019	14.759	39.045	17.958	39.064								
2	1'54.237	24.880	36.322	17.064	35.971	241.0							
3	1'51.968	24.292	35.780	16.827	35.069	236.3							
4	1'50.991	24.024	35.431	16.678	34.858	241.0							
5	1'50.440	23.870	35.192	16.582	34.796	242.6							
6	1'50.698	23.976	35.170	16.478	35.074	242.6							
7	1'55.368	24.049	36.425	17.442	37.452	240.5							
8	1'51.090	23.971	35.411	16.570	35.138	236.3							
9	1'50.389	23.684	35.244	16.418	35.043	237.8							
10	2'08.136 P	23.770	36.403	17.278	50.685	237.3							
11	11'28.920	15.373	36.743	16.792	35.317								
12	1'49.752	23.597	34.839	16.493	34.823	234.2							
13	1'49.434	23.589	34.735	16.370	34.740	234.2							
14	1'58.274 *	23.586	38.239*	17.064	39.385	233.7							
15	1'49.048	23.442	34.663	16.305	34.638	235.2							
16	1'49.175	23.425	34.651	16.405	34.694	236.8							
3rd 12 Filip SALAC CarXpert PruestelGP CZE													
Runs=2 Total laps=14 Full laps=9													
1	3'16.092	14.410	37.404	17.457	36.319								
2	1'53.474	24.335	36.259	17.021	35.859	233.7							
3	1'52.251	24.208	35.658	16.858	35.527	232.7							
4th 16 Andrea MIGNO Rivacold Snipers Tea ITA													
Runs=2 Total laps=17 Full laps=12													
1	3'07.550	15.576	37.366	17.332	36.555								
2	1'53.692	24.741	36.362	16.959	35.630	236.8							
3	1'51.758	24.084	35.776	16.597	35.301	237.8							
4	1'51.387	23.863	35.638	16.585	35.301	237.8							
5	1'51.898	24.252	35.772	16.590	35.284	237.3							
6	1'53.210	25.647	35.778	16.616	35.169	237.8							
7	1'51.901	23.867	35.481	16.901	35.652	237.3							
8	1'50.980	24.053	35.320	16.525	35.082	235.8							
9	2'04.989 P	23.758	35.229	18.230	47.772	234.2							
10	5'46.889	13.797	35.716	16.616	35.327								
11	1'50.514	23.824	35.215	16.458	35.017	232.7							
12	1'50.964	23.740	34.994	16.602	35.628	234.7							
13	2'04.315 P	23.676	35.090	16.437	49.112	234.7							
14	5'08.284	18.394	36.831	16.764	35.049								
15	1'49.170	23.526	34.713	16.331	34.600	234.7							
16	1'49.153	23.331	34.708	16.350	34.764	236.8							
17	2'03.812	34.035	38.328	16.560	34.889	233.7							
5th 17 John MCPHEE Petronas Sprinta Raci GBR													
Runs=2 Total laps=15 Full laps=10													
1	3'13.349	14.425	38.217	17.600	37.063								
2	1'53.372	24.770	36.160	16.920	35.522	234.2							
3	1'52.275	24.218	35.420	17.019	35.618	235.2							
4	1'51.318	23.896	35.332	16.791	35.299	237.8							
5	1'51.471	24.027	35.246	16.748	35.450	237.3							
6	1'55.596	25.649	37.841	16.942	35.164	232.7							
7	1'50.481	23.843	35.156	16.418	35.064	237.3							
8	2'15.376 P	25.27*	35.946	17.018	57.134	235.8							
9	7'31.692 *	13.288	36.204	16.926	35.674*								
10	1'51.509	24.032	35.255	16.776	35.446	230.7							
11	1'51.253	24.008	35.223	16.700	35.322	231.2							
12	2'10.941 P	23.903	35.236*	16.778	55.024	232.2							

Fastest Lap: Dennis FOGGIA Leopard Racing ITA **1'48.296** 23.315 34.493 16.141 34.347

These data/results cannot be reproduced, stored and/or transmitted in whole or in part by any manner of electronic, mechanical, photocopying, recording, broadcasting or otherwise now known or herein after developed without the previous express consent by the copyright owner, except for reproduction in daily press and regular printed publications on sale to the public within 60 days of the event related to those data/results and always provided that copyright symbol appears together as follows below.
 © DORNA, 2021

Free Practice Nr. 1

Moto3

Lap	Lap Time	T1	T2	T3	T4	Speed	Lap	Lap Time	T1	T2	T3	T4	Speed
13	6'43.546	16.813	36.505	16.648	35.681		15	1'49.272	23.493	34.881	16.283	34.615	236.8
14	1'54.550	26.312	36.311	16.822	35.105	236.8	9th 5 Jaume MASIA Red Bull KTM Ajo SPA						
15	1'49.157	23.598	34.636	16.337	34.586	238.9	Runs=2 Total laps=14 Full laps=9						
6th 37 Pedro ACOSTA Red Bull KTM Ajo SPA							1	3'10.164	17.675	43.223	17.766	37.263	
Runs=2 Total laps=14 Full laps=8							2	1'53.236	24.414	36.329	17.049	35.444	242.1
1	3'07.346	17.536	41.318	18.252	38.348		3	1'51.666	23.904	35.872	16.702	35.188	243.2
2	1'53.404	24.353	36.277	16.900	35.874	232.2	4	1'51.035	23.968	35.493	16.639	34.935	238.9
3	1'51.297	23.937	35.558	16.481	35.321	234.7	5	1'50.462	23.730	35.263	16.629	34.840	241.0
4	1'50.296	23.688	35.121	16.444	35.043	235.2	6	2'11.429 P	26.200	37.774	17.206	50.249	245.4
5	1'55.295	27.938	35.552	16.493	35.312	236.3	7	11'45.150	15.240	36.690	16.885	35.447	
6	1'49.749	23.535	34.994	16.301	34.919	240.5	8	1'50.467	23.697	35.202	16.574	34.994	234.2
7	2'14.835 P	23.635	37.338	17.291	56.571	240.5	9	1'50.575	23.643	35.189	16.572	35.171	235.8
8	9'28.874	14.781	37.001	16.835	35.372		10	2'01.948 P	23.664	35.059*	16.542	46.683	236.3
9	1'49.682	23.559	35.011	16.290	34.822	233.7	11	5'31.635	15.812	40.988	17.492	36.185	
10	1'49.342	23.371	34.941	16.297	34.733	235.2	12	1'49.746	23.647	34.852	16.398	34.849	234.7
11	2'09.647 P	24.066	35.047	16.420	54.114	238.4	13	1'49.455	23.544	34.754	16.468	34.689	235.2
12	6'26.980	14.776	36.762	16.847	35.252		14	1'55.596	27.461	36.350	16.673	35.112	235.2
13	1'49.168	23.446	34.713	16.309	34.700	234.7	10th 28 Izan GUEVARA MUCHONEUMATICO SPA						
14	1'49.788 *	23.681*	34.941	16.319	34.840	235.2	Runs=1 Total laps=18 Full laps=12						
7th 52 Jeremy ALCOBA Indonesian Racing Gr SPA							1	2'28.865	15.027	38.024	18.104	37.502	
Runs=2 Total laps=16 Full laps=10							2	1'55.580	25.033	36.588	17.501	36.458	234.7
1	3'12.571	14.400	38.844	17.650	37.132		3	1'53.727	24.367	36.109	17.130	36.121	236.3
2	1'54.559	24.577	37.034	17.229	35.719	232.2	4	1'52.776	24.044	35.955	16.991	35.786	236.8
3	1'52.163	24.149	36.133	16.651	35.230	236.8	5	1'52.253	23.985	35.688	16.965	35.615	237.3
4	1'51.233	24.135	35.422	16.660	35.016	240.5	6	1'51.793	23.997	35.557	16.741	35.498	236.8
5	1'51.593	24.066	35.645	16.646	35.236	239.4	7	1'53.472 *	23.88*	35.938	17.473	36.178	236.8
6	1'52.489	24.165	35.745	16.840	35.739	232.2	8	1'51.547 *	23.893	35.514	16.748	35.392*	236.3
7	1'52.515	24.294	36.057	16.699	35.465	229.2	9	2'14.923 P	24.358	36.824	17.913	55.828	236.8
8	2'16.293 P	26.308	36.455	17.083	56.447	230.7	10	8'59.833	16.458	43.333	17.171	35.551	
9	7'07.481	13.591	36.279	16.866	35.696		11	1'49.974	23.604	35.045	16.452	34.873	238.9
10	1'51.840	24.234	35.490	16.713	35.403	228.8	12	1'50.118	23.626	35.040	16.553	34.899	242.1
11	1'51.230 *	23.988	35.294*	16.655	35.293	230.2	13	1'54.985 *	26.70*	36.009	16.725	35.544	237.3
12	1'51.171	23.987	35.344	16.630	35.210	230.2	14	1'49.994	23.716	34.916	16.438	34.924	235.8
13	2'13.415 P	25.916	36.495	16.987	54.017	229.2	15	1'51.627	24.208	35.678	16.637	35.104	236.8
14	5'40.971	15.871	39.408	19.284	39.037		16	1'49.467	23.516	34.804	16.441	34.706	237.3
15	1'49.946	23.740	35.011	16.427	34.768	233.7	17	1'53.449	23.484	35.452	18.003	36.510	238.9
16	1'49.268	23.522	34.754	16.405	34.587	235.2	18	1'50.251	23.716	35.091	16.507	34.937	237.8
8th 40 Darryn BINDER Petronas Sprinta Raci RSA							11th 71 Ayumu SASAKI Red Bull KTM Tech 3 JPN						
Runs=2 Total laps=15 Full laps=8							Runs=1 Total laps=17 Full laps=11						
1	3'12.767	14.541	38.344	17.513	36.953		1	2'19.749	14.157	38.428	17.722	37.477	
2	1'52.720	24.043	35.983	16.766	35.928	239.4	2	1'55.956	24.910	36.928	17.277	36.841	230.7
3	1'51.677	23.842	35.522	16.822	35.491	241.0	3	1'53.761	24.403	36.054	17.016	36.288	232.7
4	1'52.132	23.823	35.944	16.638	35.727	236.8	4	1'52.617	24.156	35.767	16.796	35.898	233.7
5	1'52.377 *	24.109	35.694	16.688	35.886*	234.2	5	1'52.077	24.016	35.683	16.791	35.587	234.2
6	1'53.391 *	25.49*	35.809	16.604	35.486	232.7	6	1'51.892	23.992	35.472	16.809	35.619	235.2
7	1'52.015	23.993	35.805	16.513	35.704	234.7	7	1'51.874 *	24.12*	35.524	16.667	35.559	233.2
8	2'17.067 P	25.120	38.435	16.938	56.574	232.2	8	1'51.602 *	24.028	35.362	16.650	35.562*	233.7
9	7'27.574	14.915	37.053	16.910	35.401		9	1'51.653	23.964	35.439	16.699	35.551	233.2
10	1'51.022	23.880	35.349	16.451	35.342	233.2	10	1'51.787	23.994	35.522	16.752	35.519	233.2
11	1'51.897	24.014	35.578	16.574	35.731	231.7	11	1'51.551	23.890	35.514	16.714	35.433	233.2
12	2'15.039 P	24.249	35.730	16.980	58.080	230.2	12	1'51.615	24.000	35.443	16.692	35.480	232.2
13	6'43.215	18.165	35.881	16.425	35.201		13	2'09.569 P	25.007	36.760	17.071	50.731	231.7
14	1'53.051	24.858	36.616	16.580	34.997	236.3	14	9'53.759	15.922	37.322	16.677	35.646	

Fastest Lap: Dennis FOGGIA Leopard Racing ITA 1'48.296 23.315 34.493 16.141 34.347

These data/results cannot be reproduced, stored and/or transmitted in whole or in part by any manner of electronic, mechanical, photocopying, recording, broadcasting or otherwise now known or herein after developed without the previous express consent by the copyright owner, except for reproduction in daily press and regular printed publications on sale to the public within 60 days of the event related to those data/results and always provided that copyright symbol appears together as follows below.
© DORNA, 2021



Free Practice Nr. 1

Moto3

Lap	Lap Time	T1	T2	T3	T4	Speed	Lap	Lap Time	T1	T2	T3	T4	Speed
15	1'50.213	23.771	35.050	16.545	34.847	243.2	14	1'49.915	23.570	35.010	16.452	34.883	242.6
16	1'55.326 *	26.35*	35.444	16.953	36.571	242.6	15	1'57.203 *	29.56*	35.442	17.198	34.996	235.2
17	1'49.478	23.586	34.927	16.343	34.622	242.1	16	1'49.625	23.651	34.897	16.374	34.703	240.0

12th 55 Romano FENATI Sterilgarda Max Racin ITA
 Runs=2 Total laps=16 Full laps=10

1	3'28.531	14.684	37.139	17.479	36.362	
2	1'53.322	24.428	36.235	17.004	35.655	234.2
3	1'52.114	24.179	35.768	16.822	35.345	234.7
4	1'51.696	24.054	35.501	16.658	35.483	236.8
5	1'50.868	23.878	35.196	16.684	35.110	234.7
6	1'52.709	24.292	36.401	16.732	35.284	234.7
7	1'50.658	23.766	35.285	16.582	35.025	234.7
8	2'13.302 P	24.518	36.159	17.107	55.518	234.2
9	6'35.490	14.379	35.993	16.617	35.218	
10	1'53.996	23.746	35.192	16.492	38.566	234.7
11	1'51.062	23.735	35.308	16.721	35.298	234.7
12	2'15.512 P	26.31*	35.810	16.872	56.519	233.2
13	5'56.230	13.907	35.791	16.643	35.092	
14	1'50.904 *	24.22*	35.106	16.601	34.970	234.7
15	1'49.764	23.570	34.934	16.389	34.871	235.2
16	1'49.479	23.457	34.837	16.475	34.710	236.3

15th 23 Niccolò ANTONELL Avintia VR46 ITA
 Runs=2 Total laps=16 Full laps=10

1	3'30.009	14.529	39.243	18.376	36.975	
2	1'55.294	25.006	36.782	17.236	36.270	233.7
3	1'53.485	24.645	36.024	16.904	35.912	232.7
4	1'52.573	24.409	35.694	16.835	35.635	232.2
5	1'52.266	24.184	35.824	16.809	35.449	233.2
6	1'51.658 *	24.20*	35.298	16.700	35.458	232.7
7	2'08.802 P	24.188	35.296	16.673	52.645	232.7
8	7'12.290	14.031	35.947	16.823	35.568	
9	1'51.417	24.080	35.221	16.670	35.446	230.2
10	1'51.252	24.100	35.165	16.646	35.341	231.7
11	1'50.615	23.886	35.009	16.616	35.104	232.7
12	2'10.630 P	24.273	35.722*	16.523	54.112	232.7
13	6'09.377	13.706	36.241	16.835	35.149	
14	1'49.966	23.794	34.730	16.499	34.943	231.7
15	1'49.686	23.625	34.601	16.506	34.954	232.2
16	1'49.688	23.502	34.731	16.492	34.963	232.7

13th 43 Xavier ARTIGAS Leopard Racing SPA
 Runs=2 Total laps=15 Full laps=9

1	3'08.192	18.142	41.477	18.014	38.002	
2	1'53.541	24.664	36.268	16.840	35.769	239.4
3	1'52.108	24.455	35.640	16.679	35.334	238.9
4	1'51.248	24.074	35.366	16.759	35.049	243.2
5	1'51.297	23.980	35.525	16.576	35.216	241.0
6	1'50.341	23.647	35.245	16.462	34.987	242.1
7	2'15.897 P	25.178	36.620	17.006	57.093	239.4
8	8'21.699	13.928	36.299	16.951	35.696	
9	1'52.158	24.403	35.791	16.707	35.257	233.7
10	1'57.074 *	26.232	38.550*	16.780	35.512	234.7
11	2'11.034 P	23.987	35.364	16.698	54.985	235.2
12	5'59.837	14.139	36.126	16.647	35.228	
13	1'50.097	23.721	35.026	16.386	34.964	236.3
14	1'49.786	23.728	34.765	16.313	34.980	238.4
15	1'49.529	23.551	34.760	16.404	34.814	239.4

16th 11 Sergio GARCIA MUCHONEUMATICO SPA
 Runs=2 Total laps=16 Full laps=10

1	2'51.992	14.248	39.489	17.767	41.571	
2	1'53.985	24.540	36.412	16.918	36.115	234.2
3	1'52.817	24.469	35.901	16.775	35.672	236.3
4	1'53.445	24.226	36.017	16.912	36.290	240.0
5	1'56.391	24.149	38.265	17.170	36.807	236.8
6	1'52.217	24.123	35.706	16.743	35.645	235.2
7	1'52.720	24.021	35.914	16.965	35.820	238.9
8	2'13.668 P	24.473	35.946	17.494	55.755	237.8
9	6'07.621	14.169	36.223	16.973	36.046	
10	1'52.239 *	24.257	35.640*	16.667	35.675	231.7
11	1'52.404	24.144	35.542	16.679	36.039	232.7
12	1'52.386	24.313	35.610	16.736	35.727	231.7
13	2'12.724 P	24.135	35.670	17.344	55.575	232.7
14	6'27.009	16.920	38.726	18.066	36.309	
15	1'50.668	24.163	35.106	16.381	35.018	238.9
16	1'49.737	23.539	34.902	16.421	34.875	239.4

14th 24 Tatsuki SUZUKI SIC58 Squadra Corse JPN
 Runs=1 Total laps=16 Full laps=9

1	3'38.559	14.275	37.510	17.378	36.856	
2	1'53.951	24.668	36.215	17.091	35.977	234.2
3	1'53.103	24.291	35.988	16.933	35.891	235.2
4	1'52.417	24.210	35.756	16.780	35.671	234.7
5	1'52.122	24.227	35.673	16.748	35.474	235.2
6	1'52.913 *	24.44*	36.168	16.708	35.590	234.2
7	2'14.211 P	26.535	37.370	17.376	52.930	232.7
8	10'05.998 *	14.161	36.168*	16.874	36.231	
9	1'50.914	23.918	35.192	16.648	35.156	234.7
10	2'05.670 *	30.76*	37.397	17.394	40.112	235.8
11	1'50.847	24.029	35.283	16.518	35.017	233.7
12	1'53.279 *	25.767	35.818*	16.680	35.014	238.9
13	1'55.093	26.097	37.213	16.706	35.077	237.3

17th 54 Riccardo ROSSI BOE Owlride ITA
 Runs=1 Total laps=15 Full laps=12

1	3'09.710	14.792	40.154	18.265	38.072	
2	1'55.525	24.617	37.037	17.297	36.574	238.4
3	1'53.882	24.317	36.651	17.110	35.804	238.9
4	1'52.168	24.115	35.804	16.759	35.490	238.4
5	1'52.841	23.791	36.005	17.009	36.036	238.9
6	3'58.194 P	1'37.873	53.075	24.827	1'02.419	241.6
7	11'09.020	14.431	37.159	17.248	36.011	
8	1'52.363	24.082	35.932	16.804	35.545	232.7
9	1'51.279	23.857	35.460	16.640	35.322	233.7
10	1'50.983	23.627	35.467	16.657	35.232	232.7
11	1'50.783	23.604	35.266	16.673	35.240	233.2
12	1'51.023	23.679	35.441	16.654	35.249	232.7

Fastest Lap: Dennis FOGGIA Leopard Racing ITA **1'48.296** 23.315 34.493 16.141 34.347

These data/results cannot be reproduced, stored and/or transmitted in whole or in part by any manner of electronic, mechanical, photocopying, recording, broadcasting or otherwise now known or herein after developed without the previous express consent by the copyright owner, except for reproduction in daily press and regular printed publications on sale to the public within 60 days of the event related to those data/results and always provided that copyright symbol appears together as follows below.
 © DORNA, 2021

Free Practice Nr. 1

Moto3

Lap	Lap Time	T1	T2	T3	T4	Speed	Lap	Lap Time	T1	T2	T3	T4	Speed
13	1'50.143	23.530	35.066	16.536	35.011	234.2	12	1'52.069	23.976	35.871	16.808	35.414	231.7
14	1'50.002	23.596	35.048	16.488	34.870	237.3	13	1'51.296	23.818	35.444	16.797	35.237	231.2
15	1'52.946	23.406	35.079	16.496	37.965	241.0	14	1'51.009	23.824	35.216	16.746	35.223	232.2

18th 31 **Adrian FERNANDEZ** Sterilgarda Max Racin SPA
Runs=2 Total laps=17 Full laps=11

1	2'49.707	14.529	37.996	18.071	38.837	
2	1'54.809	24.904	36.371	17.375	36.159	238.4
3	1'53.993	25.121	36.172	17.139	35.561	231.7
4	1'54.070	24.628	35.707	16.982	36.753	231.2
5	1'52.186	24.246	35.584	16.894	35.462	237.8
6	1'56.441	25.562	38.474	16.891	35.514	232.7
7	1'52.275	24.133	35.696	16.933	35.513	234.7
8	2'14.044 P	24.185	35.791	17.232	56.836	233.7
9	5'07.253 *	13.696	36.069*	16.892	35.466	
10	1'51.312	24.144	35.290	16.733	35.145	232.2
11	1'54.369	24.043	37.879	16.656	35.791	233.7
12	1'54.123	24.116	36.385	16.892	36.730	231.2
13	2'14.331 P	24.437	36.432	17.009	56.453	235.2
14	5'30.672	15.440	38.650	16.710	35.158	
15	1'50.152	23.828	35.023	16.535	34.766	241.6
16	1'49.699 *	23.61*	34.768	16.432	34.882	240.5
17	1'54.591	23.728	34.876	20.290	35.697	235.2

19th 99 **Carlos TATAY** Avintia Esponsorama SPA
Runs=2 Total laps=16 Full laps=10

1	2'30.833	14.829	38.682	18.100	37.656	
2	1'56.192	25.455	37.005	17.234	36.498	229.7
3	1'53.980	24.927	36.108	16.879	36.066	230.2
4	1'53.485	24.459	36.092	16.848	36.086	231.7
5	1'52.919	24.385	35.853	16.769	35.912	231.2
6	1'52.687	24.181	35.789	16.772	35.945	232.7
7	2'07.939 P	24.82*	36.533	17.238	49.344	231.7
8	7'25.899	14.052	36.462	17.046	36.216	
9	1'52.116 *	24.110	35.660*	16.674	35.672	229.2
10	2'11.415 P	24.337	35.679	16.877	54.522	228.3
11	5'34.779	14.157	39.010	16.751	35.351	
12	1'50.570	23.985	35.019	16.417	35.149	232.7
13	1'50.846	23.909	34.988	16.394	35.555	235.2
14	1'50.528	23.960	34.953	16.398	35.217	231.7
15	1'55.973	23.814	36.570	17.939	37.650	231.2
16	1'50.153	23.732	34.977	16.368	35.076	235.2

20th 27 **Kaito TOBA** CIP Green Power JPN
Runs=1 Total laps=17 Full laps=14

1	2'49.057	14.808	38.729	18.197	37.867	
2	1'57.687	25.047	37.139	17.250	38.251	227.8
3	1'53.080	24.522	35.921	16.842	35.795	232.7
4	1'52.475	24.128	35.761	16.734	35.852	233.7
5	1'55.330	24.181	37.346	17.494	36.309	239.4
6	1'52.833	24.064	36.389	16.743	35.637	232.7
7	1'54.401	24.075	36.106	16.951	37.269	231.2
8	1'52.112	23.997	35.441	16.881	35.793	232.2
9	1'52.114	24.052	35.620	16.893	35.549	230.2
10	2'13.788 P	24.105	35.848	17.064	56.771	229.2
11	9'29.399	16.822	36.146	16.876	39.382	

21st 20 **Lorenzo FELLON** SIC58 Squadra Corse FRA
Runs=2 Total laps=14 Full laps=8

1	3'17.583	14.205	37.352	17.704	36.790	
2	1'54.021	24.564	36.153	17.077	36.227	236.8
3	1'52.898 *	24.285	35.760*	16.986	35.867	235.8
4	1'52.471	24.227	35.606	16.841	35.797	235.8
5	1'52.073	24.093	35.606	16.854	35.520	236.3
6	1'51.965	24.037	35.528	16.801	35.599	236.8
7	1'51.374	24.030	35.326	16.602	35.416	237.3
8	2'12.746 P	24.142	35.320	16.793	56.491	236.3
9	11'03.551	14.015	35.830	16.801	35.512	
10	1'51.375	24.026	35.262	16.617	35.470	234.7
11	2'11.198 P	24.860	36.082	16.994	53.262	233.7
12	5'05.809	18.031	37.842	16.692	35.430	
13	1'50.798	24.012	35.132	16.540	35.114	234.2
14	1'50.401	23.812	35.026	16.492	35.071	237.8

22nd 96 **Daniel HOLGADO** Red Bull KTM Tech 3 SPA
Runs=1 Total laps=16 Full laps=12

1	2'36.004	14.693	38.934	17.718	37.881	
2	1'56.934	25.026	37.547	17.313	37.048	229.7
3	1'55.525	24.569	36.885	17.292	36.779	230.2
4	1'55.191	24.427	36.751	17.137	36.876	230.2
5	1'54.542	24.407	36.592	17.088	36.455	230.2
6	1'54.518	24.377	36.441	17.008	36.692	230.7
7	1'54.485	24.384	36.695	16.996	36.410	230.2
8	1'53.644	24.249	36.120	16.951	36.324	229.2
9	2'12.206 P	24.195	36.332	16.987	54.692	229.2
10	11'05.915 *	13.948	36.989	17.177	37.294*	
11	1'51.511	23.818	35.584	16.643	35.466	234.2
12	1'51.476	23.874	35.564	16.547	35.491	236.3
13	1'52.426	23.785	36.463	16.620	35.558	233.2
14	1'50.462	23.787	35.033	16.411	35.231	236.8
15	1'56.524	23.473	35.157	18.593	39.301	241.0
16	1'51.273 *	23.87*	35.594	16.517	35.291	235.8

23rd 19 **Andi Farid IZDIHAR** Honda Team Asia INA
Runs=2 Total laps=18 Full laps=13

1	3'10.685	16.258	37.739	17.590	37.078	
2	1'54.006	24.433	36.477	17.026	36.070	238.4
3	1'52.461	24.258	35.819	16.736	35.648	235.8
4	1'52.576	24.136	35.905	16.721	35.814	235.2
5	1'55.329	26.174	36.406	16.702	36.047	234.7
6	1'51.730	23.947	35.632	16.647	35.504	235.2
7	1'51.799	24.138	35.727	16.582	35.352	235.8
8	1'56.379	23.888	36.300	17.131	39.060	235.2
9	1'52.254	24.252	35.589	16.647	35.766	226.4
10	1'51.889	24.061	35.531	16.656	35.641	227.8
11	1'51.822	23.942	35.471	16.753	35.656	228.3

Fastest Lap: Dennis FOGGIA Leopard Racing ITA **1'48.296** 23.315 34.493 16.141 34.347

These data/results cannot be reproduced, stored and/or transmitted in whole or in part by any manner of electronic, mechanical, photocopying, recording, broadcasting or otherwise now known or herein after developed without the previous express consent by the copyright owner, except for reproduction in daily press and regular printed publications on sale to the public within 60 days of the event related to those data/results and always provided that copyright symbol appears together as follows below.
© DORNA, 2021

Free Practice Nr. 1

Moto3

Lap	Lap Time	T1	T2	T3	T4	Speed	Lap	Lap Time	T1	T2	T3	T4	Speed
12	2'12.347 P	24.189	36.875	17.448	53.835	227.8	15	1'50.808	23.721	35.199	16.853	35.035	235.8
13	7'46.965	15.591	37.391	17.032	35.945		27th 66 Joel KELSO CIP Green Power AUS						
14	1'51.358	23.981	35.278	16.501	35.598	229.2	Runs=1 Total laps=16 Full laps=12						
15	1'54.571 *	24.25*	37.480	17.107	35.729	229.7	1	2'49.499	14.558	38.365	17.907	38.001	
16	1'52.644	23.973	36.717	16.655	35.299	229.2	2	1'56.446	25.477	36.878	17.141	36.950	230.2
17	1'50.510	23.713	35.172	16.454	35.171	233.2	3	1'54.378	24.991	36.118	16.897	36.372	226.8
18	2'20.624 P	24.381*	37.415	17.116	1'01.704	231.2	4	1'52.379	24.306	35.748	16.642	35.683	231.7
24th 92 Yuki KUNII Honda Team Asia JPN							5	1'52.414	24.296	35.866	16.695	35.557	238.9
Runs=2 Total laps=14 Full laps=9							6	1'52.214	24.166	35.544	16.679	35.825	232.7
1	3'11.036	15.327	37.672	17.487	37.255		7	1'52.141	24.218	35.643	16.604	35.676	226.4
2	1'54.780	24.416	36.577	17.071	36.716	237.8	8	2'19.230 P	25.682	36.978	20.003	56.567	226.8
3	1'53.100	24.186	35.943	17.077	35.894	238.4	9	10'57.611	14.722	36.766	16.801	35.656	
4	1'52.701	24.645	35.671	16.700	35.685	234.2	10	1'51.890 *	24.36*	35.514	16.606	35.408	228.8
5	1'52.280	24.204	35.660	16.693	35.723	239.4	11	1'51.850	24.102	35.570	16.754	35.424	227.3
6	1'51.934	24.088	35.598	16.845	35.403	234.7	12	1'51.935	24.094	35.597	16.630	35.614	226.8
7	1'51.710	23.942	35.569	16.709	35.490	234.7	13	1'51.774	24.069	35.321	16.648	35.736	229.2
8	2'16.868 P	26.093	36.796	17.042	56.937	234.7	14	1'50.915	24.125	35.124	16.456	35.210	232.2
9	8'36.989	15.125	38.609	17.270	37.100		15	1'55.535	23.920	35.209	19.019	37.387	231.7
10	1'54.011	24.234	35.788	16.955	37.034	230.2	16	1'50.914	23.947	35.218	16.424	35.325	233.7
11	1'52.619	23.978	35.647	17.050	35.944	234.2	28th 2 Gabriel RODRIGO Indonesian Racing Gr ARG						
12	2'15.823 P	24.280	38.241	17.015	56.287	229.2	Runs=2 Total laps=11 Full laps=7						
13	7'24.567	16.548	36.891	17.050	37.124		1	3'14.730	14.136	37.346	17.530	36.555	
14	1'50.610	23.595	35.065	16.635	35.315	240.0	2	1'53.038	24.391	36.260	16.938	35.449	235.2
25th 6 Ryusei YAMANAKA CarXpert PruestelGP JPN							3	1'51.848	24.087	35.849	16.735	35.177	237.3
Runs=1 Total laps=12 Full laps=9							4	1'52.017	24.196	35.585	16.711	35.525	241.6
1	3'24.641	15.066	37.755	17.793	36.934		5	1'51.010	23.923	35.450	16.534	35.103	238.4
2	1'55.367	24.834	36.874	17.389	36.270	229.7	6	2'17.959 P	24.138	43.001	17.310	53.510	237.3
3	1'53.697	24.355	36.331	16.976	36.035	231.7	7	11'59.881	16.818	36.552	16.976	36.014	
4	1'52.675	24.541	35.722	16.741	35.671	228.8	8	1'52.446	24.054	36.174	16.675	35.543	230.7
5	1'52.406	24.010	35.784	16.739	35.873	232.7	9	1'51.620	24.042	35.732	16.557	35.289	229.2
6	1'52.163	24.178	35.692	16.804	35.489	228.8	10	1'51.072	23.995	35.401	16.577	35.099	229.7
7	4'57.008 P	24.017	35.817	16.557	3'40.617	232.2	11	2'08.647 P	23.962	36.487	17.037	51.161	232.7
8	16'36.871	13.713	36.064	16.922	35.540		26th 67 Alberto SURRA Rivacold Snipers Tea ITA						
9	1'51.346	24.125	35.201	16.591	35.429	229.7	Runs=2 Total laps=15 Full laps=10						
10	1'51.315	23.918	35.223	16.722	35.452	229.7	1	3'08.710	15.332	37.910	17.274	36.966	
11	1'50.735	23.909	35.119	16.567	35.140	230.2	2	1'54.692	24.778	36.618	17.114	36.182	232.2
12	1'50.883	23.822	35.301	16.509	35.251	231.7	3	1'52.668	24.330	35.940	16.749	35.649	237.8
26th 67 Alberto SURRA Rivacold Snipers Tea ITA							4	1'57.052	24.362	39.880	16.938	35.872	233.2
Runs=2 Total laps=15 Full laps=10							5	1'53.147	24.328	36.185	16.872	35.762	232.2
1	3'08.710	15.332	37.910	17.274	36.966		6	1'52.523	24.186	35.856	16.784	35.697	231.7
2	1'54.692	24.778	36.618	17.114	36.182	232.2	7	1'52.735	24.316	35.841	16.836	35.742	231.2
3	1'52.668	24.330	35.940	16.749	35.649	237.8	8	2'17.233 P	25.735	37.002	16.925	57.571	230.2
4	1'57.052	24.362	39.880	16.938	35.872	233.2	9	9'31.427	14.485	36.600	18.345	42.230	
5	1'53.147	24.328	36.185	16.872	35.762	232.2	10	1'52.163	24.093	35.794	16.586	35.690	229.2
6	1'52.523	24.186	35.856	16.784	35.697	231.7	11	2'11.995 P	24.027	35.681	16.753	55.534	229.2
7	1'52.735	24.316	35.841	16.836	35.742	231.2	12	4'34.539	15.490	36.995	18.023	36.767	
8	2'17.233 P	25.735	37.002	16.925	57.571	230.2	13	1'51.507	23.986	35.315	16.580	35.626	231.7
9	9'31.427	14.485	36.600	18.345	42.230		14	1'53.912	23.798	36.221	18.221	35.672	233.7
10	1'52.163	24.093	35.794	16.586	35.690	229.2	Fastest Lap: Dennis FOGGIA Leopard Racing ITA 1'48.296 23.315 34.493 16.141 34.347						
11	2'11.995 P	24.027	35.681	16.753	55.534	229.2	These data/results cannot be reproduced, stored and/or transmitted in whole or in part by any manner of electronic, mechanical, photocopying, recording, broadcasting or otherwise now known or herein after developed without the previous express consent by the copyright owner, except for reproduction in daily press and regular printed publications on sale to the public within 60 days of the event related to those data/results and always provided that copyright symbol appears together as follows below.						
12	4'34.539	15.490	36.995	18.023	36.767		© DORNA, 2021						
13	1'51.507	23.986	35.315	16.580	35.626	231.7	Official MotoGP Timing by TISSOT						
14	1'53.912	23.798	36.221	18.221	35.672	233.7	www.motogp.com						

Fastest Lap: Dennis FOGGIA Leopard Racing ITA 1'48.296 23.315 34.493 16.141 34.347

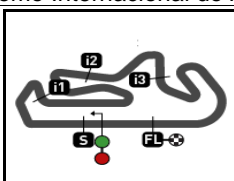
These data/results cannot be reproduced, stored and/or transmitted in whole or in part by any manner of electronic, mechanical, photocopying, recording, broadcasting or otherwise now known or herein after developed without the previous express consent by the copyright owner, except for reproduction in daily press and regular printed publications on sale to the public within 60 days of the event related to those data/results and always provided that copyright symbol appears together as follows below.
© DORNA, 2021

Official MotoGP Timing by TISSOT
www.motogp.com

Portimao, Friday, November 05, 2021

Page 5 of 5





4592 m.

GRANDE PRÉMIO BREMBO DO ALGARVE

Free Practice Nr. 1

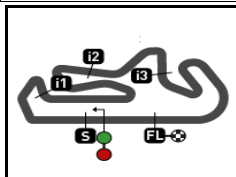
Best Partial Times

IT Ideal Lap Time, sum of the best partial times

BT Best Lap Time

T1			T2			T3			T4				
Pos	Rider	Time	Rider	Time	Rider	Time	Rider	Time	Pos	Rider	IT	BT	
1	D.FOGGIA	23.315	D.FOGGIA	34.493	D.FOGGIA	16.141	D.FOGGIA	34.347	1	D.FOGGIA	1'48.296	1'48.296 (1)	
2	A.MIGNO	23.331	F.SALAC	34.596	D.BINDER	16.283	F.SALAC	34.556	2	A.MIGNO	1'48.970	1'49.153 (4)	
3	P.ACOSTA	23.371	N.ANTONELLI	34.601	P.ACOSTA	16.290	J.MCPHEE	34.586	3	S.NEPA	1'49.019	1'49.048 (2)	
4	R.ROSSI	23.406	J.MCPHEE	34.636	S.NEPA	16.305	J.ALCOBA	34.587	4	P.ACOSTA	1'49.074	1'49.168 (6)	
5	S.NEPA	23.425	S.NEPA	34.651	X.ARTIGAS	16.313	A.MIGNO	34.600	5	F.SALAC	1'49.082	1'49.082 (3)	
6	R.FENATI	23.457	A.MIGNO	34.708	A.MIGNO	16.331	D.BINDER	34.615	6	J.MCPHEE	1'49.157	1'49.157 (5)	
7	D.HOLGADO	23.473	P.ACOSTA	34.713	J.MCPHEE	16.337	A.SASAKI	34.622	7	J.ALCOBA	1'49.268	1'49.268 (7)	
8	I.GUEVARA	23.484	J.MASIA	34.754	A.SASAKI	16.343	S.NEPA	34.638	8	D.BINDER	1'49.272	1'49.272 (8)	
9	D.BINDER	23.493	J.ALCOBA	34.754	C.TATAY	16.368	J.MASIA	34.689	9	J.MASIA	1'49.385	1'49.455 (9)	
10	N.ANTONELLI	23.502	X.ARTIGAS	34.760	T.SUZUKI	16.374	P.ACOSTA	34.700	10	R.FENATI	1'49.393	1'49.479 (12)	
11	F.SALAC	23.505	A.FERNANDEZ	34.768	S.GARCIA	16.381	T.SUZUKI	34.703	11	I.GUEVARA	1'49.432	1'49.467 (10)	
12	J.ALCOBA	23.522	I.GUEVARA	34.804	R.FENATI	16.389	I.GUEVARA	34.706	12	X.ARTIGAS	1'49.438	1'49.529 (13)	
13	S.GARCIA	23.539	R.FENATI	34.837	J.MASIA	16.398	R.FENATI	34.710	13	A.SASAKI	1'49.478	1'49.478 (11)	
14	J.MASIA	23.544	D.BINDER	34.881	J.ALCOBA	16.405	A.FERNANDEZ	34.766	14	N.ANTONELLI	1'49.538	1'49.686 (15)	
15	X.ARTIGAS	23.551	T.SUZUKI	34.897	D.HOLGADO	16.411	X.ARTIGAS	34.814	15	T.SUZUKI	1'49.544	1'49.625 (14)	
16	T.SUZUKI	23.570	S.GARCIA	34.902	J.KELSO	16.424	R.ROSSI	34.870	16	A.FERNANDEZ	1'49.694	1'50.152 (18)	
17	A.SASAKI	23.586	A.SASAKI	34.927	F.SALAC	16.425	S.GARCIA	34.875	17	S.GARCIA	1'49.697	1'49.737 (16)	
18	Y.KUNII	23.595	C.TATAY	34.953	K.TOBA	16.430	N.ANTONELLI	34.943	18	R.ROSSI	1'49.812	1'50.002 (17)	
19	J.MCPHEE	23.598	L.FELLON	35.026	A.FERNANDEZ	16.432	K.TOBA	35.011	19	C.TATAY	1'50.129	1'50.153 (19)	
20	A.IZDIHAR	23.713	D.HOLGADO	35.033	I.GUEVARA	16.438	A.SURRA	35.035	20	D.HOLGADO	1'50.148	1'50.462 (22)	
21	A.SURRA	23.721	R.ROSSI	35.048	A.IZDIHAR	16.454	L.FELLON	35.071	21	K.TOBA	1'50.252	1'50.252 (20)	
22	K.TOBA	23.723	Y.KUNII	35.065	R.ROSSI	16.488	C.TATAY	35.076	22	L.FELLON	1'50.401	1'50.401 (21)	
23	A.FERNANDEZ	23.728	K.TOBA	35.088	L.FELLON	16.492	G.RODRIGO	35.099	23	A.IZDIHAR	1'50.510	1'50.510 (23)	
24	C.TATAY	23.732	R.YAMANAKA	35.119	N.ANTONELLI	16.492	R.YAMANAKA	35.140	24	A.SURRA	1'50.535	1'50.808 (26)	

These data/results cannot be reproduced, stored and/or transmitted in whole or in part by any manner of electronic, mechanical, photocopying, recording, broadcasting or otherwise now known or herein after developed without the previous express consent by the copyright owner, except for reproduction in daily press and regular printed publications on sale to the public within 60 days of the event related to those data/results and always provided that copyright symbol appears together as follows below.
© DORNA, 2021



GRANDE PRÉMIO BREMBO DO ALGARVE

Free Practice Nr. 1

Best Partial Times

Moto3™

IT Ideal Lap Time, sum of the best partial times

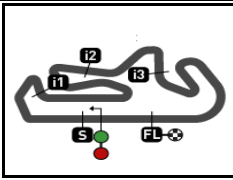
BT Best Lap Time

T1			T2			T3			T4				
<i>Pos</i>	<i>Rider</i>	<i>Time</i>	<i>Rider</i>	<i>Time</i>	<i>Rider</i>	<i>Time</i>	<i>Rider</i>	<i>Time</i>	<i>Pos</i>	<i>Rider</i>	<i>IT</i>	<i>BT</i>	
25	L.FELLON	23.812	J.KELSO	35.124	R.YAMANAKA	16.509	A.IZDIHAR	35.171	25	R.YAMANAKA	1'50.590	1'50.735 (25)	
26	R.YAMANAKA	23.822	A.IZDIHAR	35.172	G.RODRIGO	16.534	J.KELSO	35.210	26	Y.KUNII	1'50.610	1'50.610 (24)	
27	J.KELSO	23.920	A.SURRA	35.199	A.SURRA	16.580	D.HOLGADO	35.231	27	J.KELSO	1'50.678	1'50.914 (27)	
28	G.RODRIGO	23.923	G.RODRIGO	35.401	Y.KUNII	16.635	Y.KUNII	35.315	28	G.RODRIGO	1'50.957	1'51.010 (28)	

These data/results cannot be reproduced, stored and/or transmitted in whole or in part by any manner of electronic, mechanical, photocopying, recording, broadcasting or otherwise now known or herein after developed without the previous express consent by the copyright owner, except for reproduction in daily press and regular printed publications on sale to the public within 60 days of the event related to those data/results and always provided that copyright symbol appears together as follows below.
© DORNA, 2021


Official MotoGP Timing by  TISSOT
www.motogp.com





4592 m.

GRANDE PRÉMIO BREMBO DO ALGARVE
Free Practice Nr. 1
Fastest Laps Sequence

<i>Practice Time</i>	 <i>Rider</i>	<i>Nation</i>	<i>Motorcycle</i>	<i>Time</i>	<i>Km/h</i>	<i>Rider's Lap</i>
4'15.705	71 Ayumu SASAKI	JPN	KTM	1'55.956	142.5	2
4'24.445	28 Izan GUEVARA	SPA	GASGAS	1'55.580	143.0	2
4'44.516	31 Adrian FERNANDEZ	SPA	HUSQVARNA	1'54.809	143.9	2
4'45.977	11 Sergio GARCIA	SPA	GASGAS	1'53.985	145.0	2
5'00.750	37 Pedro ACOSTA	SPA	KTM	1'53.404	145.7	2
5'03.400	5 Jaume MASIA	SPA	KTM	1'53.236	145.9	2
5'05.487	40 Darryn BINDER	RSA	HONDA	1'52.720	146.6	2
6'52.047	37 Pedro ACOSTA	SPA	KTM	1'51.297	148.5	3
8'42.343	37 Pedro ACOSTA	SPA	KTM	1'50.296	149.8	4
12'27.387	37 Pedro ACOSTA	SPA	KTM	1'49.749	150.6	6
26'00.778	37 Pedro ACOSTA	SPA	KTM	1'49.682	150.7	9
27'50.120	37 Pedro ACOSTA	SPA	KTM	1'49.342	151.1	10
36'47.501	16 Andrea MIGNO	ITA	HONDA	1'49.170	151.4	15
36'54.522	7 Dennis FOGGIA	ITA	HONDA	1'49.064	151.5	17
38'43.557	7 Dennis FOGGIA	ITA	HONDA	1'49.035	151.6	18
40'31.853	7 Dennis FOGGIA	ITA	HONDA	1'48.296	152.6	19

These data/results cannot be reproduced, stored and/or transmitted in whole or in part by any manner of electronic, mechanical, photocopying, recording, broadcasting or otherwise now known or herein after developed without the previous express consent by the copyright owner, except for reproduction in daily press and regular printed publications on sale to the public within 60 days of the event related to those data/results and always provided that copyright symbol appears together as follows below.

© DORNA, 2021

Official MotoGP Timing by TISSOT
 www.motogp.com

Portimao, Friday, November 05, 2021

