


4226 m.

MotoGP™

GP NOLAN DEL MADE IN ITALY E DELL'EMILIA-ROMAGNA

Qualifying Results



	Rider	Nation	Team	Motorcycle	Time	Lap	Total	Gap	Top Speed
1	63 Francesco BAGNAIA	ITA	Ducati Lenovo Team	DUCATI	Q2	1'33.045	3 9		299.1
2	43 Jack MILLER	AUS	Ducati Lenovo Team	DUCATI	Q2	1'33.070	7 9	0.025 0.025	300.8
3	10 Luca MARINI	ITA	SKY VR46 Avintia	DUCATI	Q2	1'33.130	9 9	0.085 0.060	295.8
4	44 Po ESPARGARO	SPA	Repsol Honda Team	HONDA	Q2	1'33.313	8 9	0.268 0.183	298.3
5	88 Miguel OLIVEIRA	POR	Red Bull KTM Factory Racing	KTM	Q2	1'33.439	8 9	0.394 0.126	295.8
6	21 Franco MORBIDELLI	ITA	Monster Energy Yamaha MotoGP	YAMAHA	Q2	1'33.526	7 7	0.481 0.087	293.4
7	93 Marc MARQUEZ	SPA	Repsol Honda Team	HONDA	Q2	1'33.850	6 8	0.805 0.324	295.0
8	27 Iker LECUONA	SPA	Tech 3 KTM Factory Racing	KTM	Q2	1'33.893	6 6	0.848 0.043	294.2
9	9 Danilo PETRUCCI	ITA	Tech 3 KTM Factory Racing	KTM	Q2	1'34.140	6 7	1.095 0.247	291.8
10	5 Johann ZARCO	FRA	Pramac Racing	DUCATI	Q2	1'34.687	5 6	1.642 0.547	300.0
11	41 Aleix ESPARGARO	SPA	Aprilia Racing Team Gresini	APRILIA	Q2	1'34.963	9 9	1.918 0.276	298.3
12	89 Jorge MARTIN	SPA	Pramac Racing	DUCATI	Q2	2'24.631	2 2	51.58649.668	298.3
13	20 Fabio QUARTARARO	FRA	Monster Energy Yamaha MotoGP	YAMAHA	Q1	1'34.411	9 9 (*)	1.018	295.0
14	42 Alex RINS	SPA	Team SUZUKI ECSTAR	SUZUKI	Q1	1'34.418	8 9 (*)	1.025 0.007	298.3
15	73 Alex MARQUEZ	SPA	LCR Honda CASTROL	HONDA	Q1	1'34.454	9 9 (*)	1.061 0.036	296.7
16	30 Takaaki NAKAGAMI	JPN	LCR Honda IDEMITSU	HONDA	Q1	1'34.875	9 9 (*)	1.482 0.421	297.5
17	12 Maverick VIÑALES	SPA	Aprilia Racing Team Gresini	APRILIA	Q1	1'35.193	9 9 (*)	1.800 0.318	298.3
18	23 Enea BASTIANINI	ITA	Avintia Esponsorama	DUCATI	Q1	1'35.236	8 8 (*)	1.843 0.043	294.2
19	36 Joan MIR	SPA	Team SUZUKI ECSTAR	SUZUKI	Q1	1'35.683	5 5 (*)	2.290 0.447	291.8
20	33 Brad BINDER	RSA	Red Bull KTM Factory Racing	KTM	Q1	1'36.478	6 8 (*)	3.085 0.795	294.2
21	4 Andrea DOVIZIOSO	ITA	Petronas Yamaha SRT	YAMAHA	Q1	1'36.639	9 9 (*)	3.246 0.161	288.7
22	51 Michele PIRRO	ITA	Ducati Lenovo Team	DUCATI	Q1	1'37.880	3 5 (*)	4.487 1.241	295.0
23	46 Valentino ROSSI	ITA	Petronas Yamaha SRT	YAMAHA	Q1	1'37.948	9 9 (*)	4.555 0.068	289.5
24	32 Lorenzo SAVADORI	ITA	Aprilia Racing Team Gresini	APRILIA	FP2	1'42.615		1.310	

* Gap with the fastest rider in the Q1 session.

Pole Position:		Francesco BAGNAIA	1'33.045	163.5 Km/h
Q1 Best Lap:	Lap 9	Francesco BAGNAIA	(*) 1'33.393	162.8 Km/h
Best Race Lap:	2021	Enea BASTIANINI	1'32.242	164.9 Km/h
All Time Lap Record:	2021	Francesco BAGNAIA	1'31.065	167.0 Km/h

The results are provisional until the end of the limit for protest and appeals.

Time limit for protest expires 60' after publication of the results - Time:

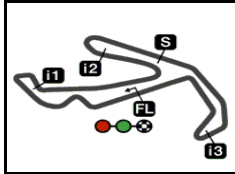
These data/results cannot be reproduced, stored and/or transmitted in whole or in part by any manner of electronic, mechanical, photocopying, recording, broadcasting or otherwise now known or herein after developed without the previous express consent by the copyright owner, except for reproduction in daily press and regular printed publications on sale to the public within 60 days of the event related to those data/results and always provided that copyright symbol appears together as follows below.

© DORNA, 2021

Official MotoGP Timing by TISSOT
www.motogp.com

Misano Adriatico, Saturday, October 23, 2021






4226 m.

GP NOLAN DEL MADE IN ITALY E DELL'EMILIA-ROMAGNA

Qualifying Nr. 2

Classification

20

	Rider	Nation	Team	Motorcycle	Time	Lap Total	Gap	Top Speed
1	63 Francesco BAGNAIA	ITA	Ducati Lenovo Team	DUCATI	1'33.045	3 9		299.1
2	43 Jack MILLER	AUS	Ducati Lenovo Team	DUCATI	1'33.070	7 9	0.025 0.025	300.8
3	10 Luca MARINI	ITA	SKY VR46 Avintia	DUCATI	1'33.130	9 9	0.085 0.060	295.8
4	44 Pol ESPARGARO	SPA	Repsol Honda Team	HONDA	1'33.313	8 9	0.268 0.183	298.3
5	88 Miguel OLIVEIRA	POR	Red Bull KTM Factory Racing	KTM	1'33.439	8 9	0.394 0.126	295.8
6	21 Franco MORBIDELLI	ITA	Monster Energy Yamaha MotoGP	YAMAHA	1'33.526	7 7	0.481 0.087	293.4
7	93 Marc MARQUEZ	SPA	Repsol Honda Team	HONDA	1'33.850	6 8	0.805 0.324	295.0
8	27 Iker LECUONA	SPA	Tech 3 KTM Factory Racing	KTM	1'33.893	6 6	0.848 0.043	294.2
9	9 Danilo PETRUCCI	ITA	Tech 3 KTM Factory Racing	KTM	1'34.140	6 7	1.095 0.247	291.8
10	5 Johann ZARCO	FRA	Pramac Racing	DUCATI	1'34.687	5 6	1.642 0.547	300.0
11	41 Aleix ESPARGARO	SPA	Aprilia Racing Team Gresini	APRILIA	1'34.963	9 9	1.918 0.276	298.3
12	89 Jorge MARTIN	SPA	Pramac Racing	DUCATI	2'24.631	2 2	51.58649.668	298.3

Practice condition: **Dry**Air: **17°**Humidity: **86%**Ground: **17°**

Fastest Lap:	Lap: 3	Francesco BAGNAIA	1'33.045	163.5 Km/h
Best Race Lap:	2021	Enea BASTIANINI	1'32.242	164.9 Km/h
All Time Lap Record:	2021	Francesco BAGNAIA	1'31.065	167.0 Km/h

The results are provisional until the end of the limit for protest and appeals.

Time limit for protest expires 30' after publication of the results - Time:

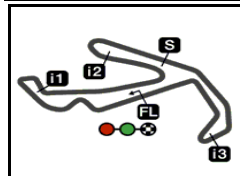
These data/results cannot be reproduced, stored and/or transmitted in whole or in part by any manner of electronic, mechanical, photocopying, recording, broadcasting or otherwise now known or herein after developed without the previous express consent by the copyright owner, except for reproduction in daily press and regular printed publications on sale to the public within 60 days of the event related to those data/results and always provided that copyright symbol appears together as follows below.

© DORNA, 2021

Official MotoGP Timing by TISSOT
www.motogp.com



Misano Adriatico, Saturday, October 23, 2021



4226 m.

GP NOLAN DEL MADE IN ITALY E DELL'EMILIA-ROMAGNA

Qualifying Nr. 2

Top Speed & Average

21



Rider	Nation	Motorcycle	Top 5 speeds					Average	Top
43 Jack MILLER	AUS	DUCATI	300.8	300.0	300.0	299.1	299.1	299.8	300.8
5 Johann ZARCO	FRA	DUCATI	300.0	298.3	298.3	298.3	296.7	298.3	300.0
63 Francesco BAGNAIA	ITA	DUCATI	299.1	298.3	298.3	298.3	297.5	298.1	299.1
41 Aleix ESPARGARO	SPA	APRILIA	298.3	298.3	297.5	297.5	295.8	297.5	298.3
44 Pol ESPARGARO	SPA	HONDA	298.3	298.3	296.7	295.8	295.8	296.8	298.3
89 Jorge MARTIN	SPA	DUCATI	298.3	293.4	291.8			294.5	298.3
10 Luca MARINI	ITA	DUCATI	295.8	295.0	295.0	295.0	294.2	295.0	295.8
88 Miguel OLIVEIRA	POR	KTM	295.8	295.0	294.2	294.2	294.2	294.7	295.8
93 Marc MARQUEZ	SPA	HONDA	295.0	295.0	294.2	293.4	291.1	293.7	295.0
27 Iker LECUONA	SPA	KTM	294.2	293.4	292.6	292.6	291.8	292.9	294.2
21 Franco MORBIDELLI	ITA	YAMAHA	293.4	293.4	293.4	292.6	291.8	292.7	293.4
9 Danilo PETRUCCI	ITA	KTM	291.8	291.1	290.3	290.3	290.3	290.7	291.8

These data/results cannot be reproduced, stored and/or transmitted in whole or in part by any manner of electronic, mechanical, photocopying, recording, broadcasting or otherwise now known or herein after developed without the previous express consent by the copyright owner, except for reproduction in daily press and regular printed publications on sale to the public within 60 days of the event related to those data/results and always provided that copyright symbol appears together as follows below.

© DORNA, 2021

Official MotoGP Timing by TISSOT
www.motogp.com



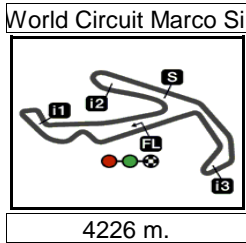
Misano Adriatico, Saturday, October 23, 2021

GP NOLAN DEL MADE IN ITALY E DELL'EMILIA-ROMAGNA

Qualifying Nr. 2

Chronological Analysis of Performances

22



4226 m.

* Lap / Sector time cancelled

T1 Time from finish line to 1st intermediate

T3 Time from 2nd intermed. to 3rd intermed.

P Crossing the finish line in pit lane

T2 Time from 1st intermed. to 2nd intermed.

T4 Time from 3rd intermediate to finish line

** Tyre data subject to further updates

Lap	Lap Time	T1	T2	T3	T4	Speed	Lap	Lap Time	T1	T2	T3	T4	Speed																																																																																										
1st	63	Francesco BAGNAIA					DUCATI	ITA	9	1'33.130	26.015	20.821	25.241	21.053	295.8																																																																																								
Ducati Lenovo Team							4th 44 Poi ESPARGARO HONDA SPA																																																																																																
Repsol Honda Team							5th 88 Miguel OLIVEIRA KTM POR																																																																																																
Red Bull KTM Factory Racing							6th 21 Franco MORBIDELLI YAMAHA ITA																																																																																																
Monster Energy Yamaha MotoGP							<table border="1"> <thead> <tr> <th>Run #</th><th>1</th><th>Front Tyre</th><th>Slick-Soft</th><th>Rear Tyre</th><th>Slick-Soft</th><th>4 Laps at start</th><th>New Tyre</th><th>New Tyre</th></tr> </thead> <tbody> <tr><td>1</td><td>2'08.923</td><td></td><td>20.871</td><td>22.527</td><td>26.671</td><td>22.198</td><td>296.7</td><td></td></tr> <tr><td>2</td><td>1'35.413</td><td></td><td>26.731</td><td>21.251</td><td>25.677</td><td>21.754</td><td>298.3</td><td></td></tr> <tr><td>3</td><td>1'36.883</td><td></td><td>26.488</td><td>21.541</td><td>26.476</td><td>22.378</td><td>295.8</td><td></td></tr> <tr><td>4</td><td>1'41.489</td><td>*</td><td>26.256</td><td>21.293*</td><td>26.845</td><td>27.095*</td><td>276.2</td><td></td></tr> <tr><td>5</td><td>1'36.021</td><td></td><td>27.012</td><td>21.480</td><td>25.998</td><td>21.531</td><td>295.8</td><td></td></tr> <tr><td>6</td><td>1'33.773</td><td></td><td>26.310</td><td>20.897</td><td>25.456</td><td>21.110</td><td>298.3</td><td></td></tr> <tr><td>7</td><td>1'37.632</td><td>*</td><td>26.382</td><td>22.639</td><td>27.131*</td><td>21.480</td><td>294.2</td><td></td></tr> <tr><td>8</td><td>1'33.313</td><td></td><td>26.165</td><td>20.788</td><td>25.356</td><td>21.004</td><td>295.8</td><td></td></tr> <tr><td>9</td><td>1'41.528</td><td>*</td><td>27.376*</td><td>21.949</td><td>30.920</td><td>21.283</td><td>226.8</td><td></td></tr> </tbody> </table>							Run #	1	Front Tyre	Slick-Soft	Rear Tyre	Slick-Soft	4 Laps at start	New Tyre	New Tyre	1	2'08.923		20.871	22.527	26.671	22.198	296.7		2	1'35.413		26.731	21.251	25.677	21.754	298.3		3	1'36.883		26.488	21.541	26.476	22.378	295.8		4	1'41.489	*	26.256	21.293*	26.845	27.095*	276.2		5	1'36.021		27.012	21.480	25.998	21.531	295.8		6	1'33.773		26.310	20.897	25.456	21.110	298.3		7	1'37.632	*	26.382	22.639	27.131*	21.480	294.2		8	1'33.313		26.165	20.788	25.356	21.004	295.8		9	1'41.528	*	27.376*	21.949	30.920	21.283	226.8	
Run #	1	Front Tyre	Slick-Soft	Rear Tyre	Slick-Soft	4 Laps at start	New Tyre	New Tyre																																																																																															
1	2'08.923		20.871	22.527	26.671	22.198	296.7																																																																																																
2	1'35.413		26.731	21.251	25.677	21.754	298.3																																																																																																
3	1'36.883		26.488	21.541	26.476	22.378	295.8																																																																																																
4	1'41.489	*	26.256	21.293*	26.845	27.095*	276.2																																																																																																
5	1'36.021		27.012	21.480	25.998	21.531	295.8																																																																																																
6	1'33.773		26.310	20.897	25.456	21.110	298.3																																																																																																
7	1'37.632	*	26.382	22.639	27.131*	21.480	294.2																																																																																																
8	1'33.313		26.165	20.788	25.356	21.004	295.8																																																																																																
9	1'41.528	*	27.376*	21.949	30.920	21.283	226.8																																																																																																
Run #	1	Front Tyre	Slick-Soft	Rear Tyre	Slick-Soft	4 Laps at start	New Tyre	New Tyre																																																																																															
1	2'26.262	*	19.701	21.981*	26.478	22.259	296.7																																																																																																
2	1'34.167		26.267	21.007	25.371	21.522	298.3																																																																																																
3	1'33.045		25.919	20.760	25.187	21.179	298.3																																																																																																
4	1'28.962	P	25.790	20.658	25.758	16.756	299.1																																																																																																
5	1'28.960	*	19.316	21.904	26.032	21.708*	297.5																																																																																																
6	1'34.187		26.305	21.137	25.521	21.224	298.3																																																																																																
7	1'34.693		26.246	21.585	25.683	21.179	295.8																																																																																																
8	1'36.855	*	26.023*	20.895	27.719*	22.218	297.5																																																																																																
9	1'33.095		26.079	20.719	25.229	21.068	297.5																																																																																																
1	2'34.392	*	20.449	22.237*	27.454	22.678	297.5																																																																																																
2	1'35.854		26.669	21.597	25.935	21.653	299.1																																																																																																
3	1'34.766		26.315	21.142	25.932	21.377	299.1																																																																																																
4	1'46.324		26.240	20.849			300.8																																																																																																
5	1'37.747	*	28.369	21.423	26.442	21.513*	298.3																																																																																																
6	1'33.250		26.132	20.833	25.287	20.998	300.0																																																																																																
7	1'33.070		25.995	20.662	25.141	21.272	300.0																																																																																																
8	1'40.155	*	28.603*	23.153	27.097	21.302	293.4																																																																																																
9	1'40.102		26.001	22.551	27.275	24.275	291.1																																																																																																
1	3'01.141		20.167	22.383	27.089	23.062	286.4																																																																																																
2	1'39.244		26.809	21.652	27.593	23.190	291.8																																																																																																
3	1'35.060		26.243	21.236	25.914	21.667	292.6																																																																																																
4	1'30.915	P	26.302	21.826	25.823	16.964	293.4																																																																																																
5	1'29.398		19.393	22.065	26.010	21.930	293.4																																																																																																
6	1'34.754	*	26.262*	21.290*	25.880*	21.322	291.8																																																																																																
7	1'33.526		26.006	20.965	25.410	21.145	293.4																																																																																																

Run #	**1**	**Front Tyre**	**Slick-Soft**	**Rear Tyre**	**Slick-Soft**	**4 Laps at start**	**New Tyre**	**New Tyre**
1	2'21.140	*	19.908	22.873*	27.484*	23.308	291.8	
2	1'40.574		28.006	21.941	27.401	23.226	291.8	
3	1'35.997		26.805	21.297	26.068	21.827	295.0	
4	1'34.721		26.490	21.121	25.689	21.421	295.0	
5	1'37.225		26.223	23.079	26.115	21.808	292.6	
6	1'34.536		26.394	21.080	25.598	21.464	294.2	
7	1'33.801		26.164	20.877	25.555	21.205	295.0	
8	1'41.422	*	27.000*	23.113*	29.480	21.829	278.3	
Fastest Lap:	Francesco BAGNAIA	Ducati Lenovo Team	ITA	1'33.045	25.919	20.760	25.187	21.179

These data/results cannot be reproduced, stored and/or transmitted in whole or in part by any manner of electronic, mechanical, photocopying, recording, broadcasting or otherwise now known or herein after developed without the previous express consent by the copyright owner, except for reproduction in daily press and regular printed publications on sale to the public within 60 days of the event related to those data/results and always provided that copyright symbol appears together as follows below.

© DORNA, 2021



Qualifying Nr. 2

MotoGP

Lap	Lap Time	T1	T2	T3	T4	Speed	Lap	Lap Time	T1	T2	T3	T4	Speed
-----	----------	----	----	----	----	-------	-----	----------	----	----	----	----	-------

7th **93** **Marc MARQUEZ** HONDA SPA
Repsol Honda Team

Run #	1	Front Tyre	Slick-Soft	Rear Tyre	Slick-Soft	Speed
			New Tyre			New Tyre
1	2'20.920	*	20.056	22.819*	27.546*	291.1
2	1'52.062	*	39.726*	22.579	27.108	290.3
3	1'37.773		27.472	21.546	26.694	294.2
4	1'35.820		26.665	21.108	26.323	293.4
5	1'34.656	*	26.429	20.967	25.660	295.0
6	1'33.850		26.206	20.921	25.406	295.0
7	1'41.095		28.091	22.448	27.202	287.2
8	1'40.329	*	26.949	24.459	27.346	288.7
	unfinished		26.055			

11th **41** **Aleix ESPARGARO** APRILIA SPA
Aprilia Racing Team Gresini

Run #	1	Front Tyre	Slick-Soft	Rear Tyre	Slick-Soft	Speed
			New Tyre			New Tyre
1	2'01.643		20.247	23.430	27.863	291.1
2	1'40.546		27.824	22.323	27.079	292.6
3	1'38.202		27.371	21.895	26.238	297.5
4	1'40.599	*	26.880	21.918*	26.964	279.0
5	1'36.567		26.739	21.415	26.103	297.5
6	1'40.949	*	27.944*	21.358	28.850*	298.3
7	1'35.458		26.710	21.153	25.834	298.3
8	1'37.549	*	26.437*	22.273*	26.995	288.0
9	1'34.963		26.339	20.981	25.670	295.8

8th **27** **Iker LECUONA** KTM SPA
Tech 3 KTM Factory Racing

Run #	1	Front Tyre	Slick-Soft	Rear Tyre	Slick-Soft	Speed
			9 Laps at start		New Tyre	
1	2'08.159		20.794	22.219	26.564	291.8
2	1'35.307		26.582	21.316	25.583	294.2
3	1'34.309		26.304	21.008	25.533	292.6
4	1'35.827	P	31.060*	21.497*	25.949	293.4
Run #	2	Front Tyre	Slick-Soft	Rear Tyre	Slick-Soft	Speed
			13 Laps at start		New Tyre	
5	1'27.972		18.812	21.681	25.816	291.1
6	1'33.893		26.247	20.858	25.706	292.6

12th **89** **Jorge MARTIN** DUCATI SPA
Pramac Racing

Run #	1	Front Tyre	Slick-Soft	Rear Tyre	Slick-Soft	Speed
			New Tyre		New Tyre	
1	4'42.706		20.451	24.081	28.792	293.4
2	2'24.631		28.169	1'03.600	28.230	291.8
	unfinished		27.619	22.368	26.586	298.3

9th **9** **Danilo PETRUCCI** KTM ITA
Tech 3 KTM Factory Racing

Run #	1	Front Tyre	Slick-Soft	Rear Tyre	Slick-Soft	Speed
			3 Laps at start		New Tyre	
1	2'11.589		18.895	21.825	26.659	290.3
2	1'36.518		27.040	21.528	26.219	290.3
3	1'36.290	*	26.533	21.042	26.965*	289.5
4	1'35.947	*	26.378	21.312*	26.142	291.1
5	1'34.267		26.301	20.955	25.740	290.3
6	1'34.140		26.225	20.916	25.841	290.3
7	1'37.356		27.481	22.866	25.752	291.8
	unfinished		26.153			

10th **5** **Johann ZARCO** DUCATI FRA
Pramac Racing

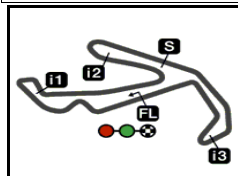
Run #	1	Front Tyre	Slick-Soft	Rear Tyre	Slick-Soft	Speed
			4 Laps at start		4 Laps at start	
1	6'34.818	*	19.490	23.426*	27.217	294.2
2	1'37.543		27.429	21.958	26.089	296.7
3	1'35.409		26.664	21.387	25.866	295.0
4	1'37.337	*	26.721	21.097	27.342*	298.3
5	1'34.687		26.434	21.162	25.746	298.3
6	1'47.101	*	31.859*	25.084	27.638	298.3
	PIT		26.387	20.904	25.390	2'32.612
						300.0

Fastest Lap: Francesco BAGNAIA Ducati Lenovo Team ITA **1'33.045** 25.919 20.760 25.187 21.179

These data/results cannot be reproduced, stored and/or transmitted in whole or in part by any manner of electronic, mechanical, photocopying, recording, broadcasting or otherwise now known or herein after developed without the previous express consent by the copyright owner, except for reproduction in daily press and regular printed publications on sale to the public within 60 days of the event related to those data/results and always provided that copyright symbol appears together as follows below.
© DORNA, 2021

Official MotoGP Timing by TISSOT
www.motogp.com





4226 m.

GP NOLAN DEL MADE IN ITALY E DELL'EMILIA-ROMAGNA

Provisional Starting Grid

Race : 27 laps = 114.102 km

23



1	1 1'33.045 63 Francesco BAGNAIA Ducati	2 1'33.070 43 Jack MILLER Ducati	3 1'33.130 10 Luca MARINI Ducati
2	4 1'33.313 44 Pol ESPARGARO Honda	5 1'33.439 88 Miguel OLIVEIRA KTM	6 1'33.526 21 Franco MORBIDELLI Yamaha
3	7 1'33.850 93 Marc MARQUEZ Honda	8 1'33.893 27 Iker LECUONA KTM	9 1'34.140 9 Danilo PETRUCCI KTM
4	10 1'34.687 5 Johann ZARCO Ducati	11 1'34.963 41 Aleix ESPARGARO Aprilia	12 2'24.631 89 Jorge MARTIN Ducati
5	13 1'34.411 20 Fabio QUARTARARO Yamaha	14 1'34.418 42 Alex RINS Suzuki	15 1'34.454 73 Alex MARQUEZ Honda
6	16 1'34.875 30 Takaaki NAKAGAMI Honda	17 1'35.193 12 Maverick VIÑALES Aprilia	18 1'35.236 23 Enea BASTIANINI Ducati
7	19 1'35.683 36 Joan MIR Suzuki	20 1'36.478 33 Brad BINDER KTM	21 1'36.639 4 Andrea DOVIZIOSO Yamaha
8	22 1'37.880 51 Michele PIRRO Ducati	23 1'37.948 46 Valentino ROSSI Yamaha	24 1'42.615 32 Lorenzo SAVADORI Aprilia

The results are provisional until the end of the limit for protest and appeals and until the ratification of the Event Management Committee.

Time limit for protest expires 60' at the latest after publication of the results - Time:

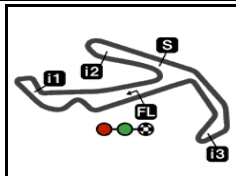
These data/results cannot be reproduced, stored and/or transmitted in whole or in part by any manner of electronic, mechanical, photocopying, recording, broadcasting or otherwise now known or herein after developed without the previous express consent by the copyright owner, except for reproduction in daily press and regular printed publications on sale to the public within 60 days of the event related to those data/results and always provided that copyright symbol appears together as follows below.

© DORNA, 2021

Official MotoGP Timing by TISSOT
www.motogp.com

Misano Adriatico, Saturday, October 23, 2021





4226 m.

GP NOLAN DEL MADE IN ITALY E DELL'EMILIA-ROMAGNA

MotoGP™

BMW M Award - Best Qualifier MotoGP 2021

24

Rider	Nation	Points	QAT	DOH	POR	SPA	FRA	ITA	CAT	GER	NED	STY	AUT	GBR	ARA	RSM	AME	EMI	ALR	VAL
1 QUARTARARO Fabio	FRA	301	20	11	25	25	25	25	25	20	20	16	20	16	16	16	20	1		
2 BAGNAIA Francesco	ITA	258	25	10	5	13	-	20	7	6	16	20	16	20	25	25	25	25		
3 MILLER Jack	AUS	219	11	13	13	16	16	11	20	13	8	13	10	9	20	20	6	20		
4 ZARCO Johann	FRA	198	10	20	16	10	11	16	16	25	11	10	13	7	6	11	10	6		
5 MARTIN Jorge	SPA	143	2	25	-	-	-	-	1	9	2	25	25	13	11	13	13	4		
6 ESPARGARO Aleix	SPA	132	8	9	9	8	3	13	9	16	7	9	8	10	10	8	-	5		
7 MARQUEZ Marc	SPA	119	-	-	10	3	10	5	3	11	-	8	11	11	13	9	16	9		
8 VIÑALES Maverick	SPA	116	16	16	4	9	20	3	10	-	25	7	-	-	-	6	-	-		
9 ESPARGARO Pol	SPA	108	4	2	2	4	8	4	4	8	5	2	5	25	8	10	4	13		
10 RINS Alex	SPA	96	7	8	20	7	1	8	-	5	9	3	3	6	-	7	9	3		
11 MIR Joan	SPA	94	6	7	7	6	2	7	6	-	6	11	9	5	9	5	8	-		
12 MORBIDELLI Franco	ITA	90	9	6	11	20	13	6	11	-	-	-	-	-	-	1	3	10		
13 OLIVEIRA Miguel	POR	83	1	5	6	1	6	9	13	10	10	4	7	-	-	-	-	11		
14 NAKAGAMI Takaaki	JPN	79	5	1	-	11	9	1	2	7	13	6	4	1	5	3	11	-		
15 BINDER Brad	RSA	47	-	-	1	5	-	10	8	3	-	1	6	4	4	-	5	-		
16 MARINI Luca	ITA	45	-	4	8	-	4	-	-	2	-	-	-	2	-	2	7	16		
17 ROSSI Valentino	ITA	37	13	-	-	-	7	-	5	-	4	-	-	8	-	-	-	-		
18 BASTIANINI Enea	ITA	23	3	-	-	2	-	2	-	1	-	-	1	3	7	4	-	-		
19 MARQUEZ Alex	SPA	22	-	3	3	-	-	-	-	4	-	5	2	-	2	-	1	2		
20 LECUONA Iker	SPA	14	-	-	-	-	-	-	-	-	3	-	-	-	3	-	-	8		
21 PETRUCCI Danilo	ITA	7	-	-	-	-	-	-	-	-	-	-	-	-	-	-	-	7		
22 SAVADORI Lorenzo	ITA	6	-	-	-	-	5	-	-	-	1	-	-	-	-	-	-	-		
23 DOVIZIOSO Andrea	ITA	2	-	-	-	-	-	-	-	-	-	-	-	-	-	-	2	-		
24 CRUTCHLOW Cal	GBR	1	-	-	-	-	-	-	-	-	-	-	-	-	1	-	-	-		

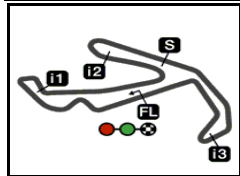
These data/results cannot be reproduced, stored and/or transmitted in whole or in part by any manner of electronic, mechanical, photocopying, recording, broadcasting or otherwise now known or herein after developed without the previous express consent by the copyright owner, except for reproduction in daily press and regular printed publications on sale to the public within 60 days of the event related to those data/results and always provided that copyright symbol appears together as follows below.
© DORNA, 2021

Official MotoGP Timing by **TISSOT**
www.motogp.com

BMW M. 



Misano Adriatico, Saturday, October 23, 2021



4226 m.

GP NOLAN DEL MADE IN ITALY E DELL'EMILIA-ROMAGNAAfter the **Qualifying Nr. 2****Event Best Maximum Speed**

<i>Rider</i>	<i>Nation Team</i>	<i>Motorcycle</i>	<i>Km/h</i>	
43 Jack MILLER	AUS Ducati Lenovo Team	DUCATI	300.8	Qualifying Nr. 2
63 Francesco BAGNAIA	ITA Ducati Lenovo Team	DUCATI	300.0	Qualifying Nr. 1
5 Johann ZARCO	FRA Pramac Racing	DUCATI	300.0	Qualifying Nr. 2
42 Alex RINS	SPA Team SUZUKI ECSTAR	SUZUKI	298.3	Qualifying Nr. 1
12 Maverick VIÑALES	SPA Aprilia Racing Team Gresini	APRILIA	298.3	Qualifying Nr. 1
41 Aleix ESPARGARO	SPA Aprilia Racing Team Gresini	APRILIA	298.3	Qualifying Nr. 2
44 Po ESPARGARO	SPA Repsol Honda Team	HONDA	298.3	Qualifying Nr. 2
89 Jorge MARTIN	SPA Pramac Racing	DUCATI	298.3	Qualifying Nr. 2
30 Takaaki NAKAGAMI	JPN LCR Honda IDEMITSU	HONDA	297.5	Qualifying Nr. 1
73 Alex MARQUEZ	SPA LCR Honda CASTROL	HONDA	296.7	Qualifying Nr. 1
88 Miguel OLIVEIRA	POR Red Bull KTM Factory Racing	KTM	295.8	Qualifying Nr. 2
10 Luca MARINI	ITA SKY VR46 Avintia	DUCATI	295.8	Qualifying Nr. 2
93 Marc MARQUEZ	SPA Repsol Honda Team	HONDA	295.0	Qualifying Nr. 2
51 Michele PIRRO	ITA Ducati Lenovo Team	DUCATI	295.0	Qualifying Nr. 1
20 Fabio QUARTARARO	FRA Monster Energy Yamaha MotoGP	YAMAHA	295.0	Qualifying Nr. 1
33 Brad BINDER	RSA Red Bull KTM Factory Racing	KTM	294.2	Qualifying Nr. 1
27 Iker LECUONA	SPA Tech 3 KTM Factory Racing	KTM	294.2	Qualifying Nr. 2
23 Enea BASTIANINI	ITA Avintia Esponsorama	DUCATI	294.2	Qualifying Nr. 1
21 Franco MORBIDELLI	ITA Monster Energy Yamaha MotoGP	YAMAHA	293.4	Qualifying Nr. 2
9 Daniilo PETRUCCI	ITA Tech 3 KTM Factory Racing	KTM	291.8	Qualifying Nr. 2
36 Joan MIR	SPA Team SUZUKI ECSTAR	SUZUKI	291.8	Qualifying Nr. 1
46 Valentino ROSSI	ITA Petronas Yamaha SRT	YAMAHA	289.5	Qualifying Nr. 1
4 Andrea DOVIZIOSO	ITA Petronas Yamaha SRT	YAMAHA	288.7	Qualifying Nr. 1
32 Lorenzo SAVADORI	ITA Aprilia Racing Team Gresini	APRILIA	286.4	Free Practice Nr. 2

These data/results cannot be reproduced, stored and/or transmitted in whole or in part by any manner of electronic, mechanical, photocopying, recording, broadcasting or otherwise now known or herein after developed without the previous express consent by the copyright owner, except for reproduction in daily press and regular printed publications on sale to the public within 60 days of the event related to those data/results and always provided that copyright symbol appears together as follows below.

© DORNA, 2021

Official MotoGP Timing by TISSOT
www.motogp.com

Misano Adriatico, Saturday, October 23, 2021





4226 m.

GP NOLAN DEL MADE IN ITALY E DELL'EMILIA-ROMAGNA

Qualifying Nr. 2

Best Partial Times

MotoGP™

IT Ideal Lap Time, sum of the best partial times*BT* Best Lap Time

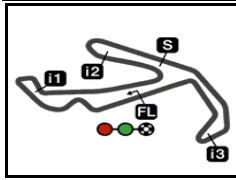
T1			T2			T3			T4				
<i>Pos</i>	<i>Rider</i>	<i>Time</i>	<i>Rider</i>	<i>Time</i>	<i>Rider</i>	<i>Time</i>	<i>Rider</i>	<i>Time</i>	<i>Pos</i>	<i>Rider</i>	<i>IT</i>	<i>BT</i>	
1	F.BAGNAIA	25.790	F.BAGNAIA	20.658	J.MILLER	25.141	J.MILLER	20.998	1	F.BAGNAIA	1'32.703	1'33.045	(1)
2	J.MILLER	25.995	J.MILLER	20.662	F.BAGNAIA	25.187	P.ESPARGARO	21.004	2	J.MILLER	1'32.796	1'33.070	(2)
3	F.MORBIDELLI	26.006	P.ESPARGARO	20.788	L.MARINI	25.241	L.MARINI	21.053	3	L.MARINI	1'33.130	1'33.130	(3)
4	L.MARINI	26.015	L.MARINI	20.821	P.ESPARGARO	25.356	F.BAGNAIA	21.068	4	P.ESPARGAR	1'33.313	1'33.313	(4)
5	M.MARQUEZ	26.055	I.LECUONA	20.858	M.OLIVEIRA	25.380	I.LECUONA	21.082	5	M.OLIVEIRA	1'33.425	1'33.439	(5)
6	M.OLIVEIRA	26.062	M.OLIVEIRA	20.887	J.ZARCO	25.390	M.OLIVEIRA	21.096	6	F.MORBIDELLI	1'33.526	1'33.526	(6)
7	D.PETRUCCI	26.153	J.ZARCO	20.904	M.MARQUEZ	25.406	F.MORBIDELLI	21.145	7	M.MARQUEZ	1'33.699	1'33.850	(7)
8	P.ESPARGARO	26.165	D.PETRUCCI	20.916	F.MORBIDELLI	25.410	D.PETRUCCI	21.158	8	I.LECUONA	1'33.720	1'33.893	(8)
9	I.LECUONA	26.247	M.MARQUEZ	20.921	I.LECUONA	25.533	M.MARQUEZ	21.317	9	D.PETRUCCI	1'33.967	1'34.140	(9)
10	A.ESPARGARO	26.339	F.MORBIDELLI	20.965	A.ESPARGARO	25.670	J.ZARCO	21.345	10	J.ZARCO	1'34.026	1'34.687	(10)
11	J.ZARCO	26.387	A.ESPARGARO	20.981	D.PETRUCCI	25.740	A.ESPARGARO	21.761	11	A.ESPARGAR	1'34.751	1'34.963	(11)
12	J.MARTIN	27.619	J.MARTIN	22.368	J.MARTIN	26.586	J.MARTIN	24.632	12	J.MARTIN	1'41.205	2'24.631	(12)

These data/results cannot be reproduced, stored and/or transmitted in whole or in part by any manner of electronic, mechanical, photocopying, recording, broadcasting or otherwise now known or herein after developed without the previous express consent by the copyright owner, except for reproduction in daily press and regular printed publications on sale to the public within 60 days of the event related to those data/results and always provided that copyright symbol appears together as follows below.

© DORNA, 2021


Official MotoGP Timing by TISSOT
www.motogp.com





4226 m.

GP NOLAN DEL MADE IN ITALY E DELL'EMILIA-ROMAGNA
Qualifying Nr. 2
Fastest Laps Sequence

<i>Practice Time</i>	 <i>Rider</i>	<i>Nation</i>	<i>Motorcycle</i>	<i>Time</i>	<i>Km/h</i>	<i>Rider's Lap</i>
3'42.189	41 Aleix ESPARGARO	SPA	APRILIA	1'40.546	151.3	2
3'43.466	27 Iker LECUONA	SPA	KTM	1'35.307	159.6	2
4'00.429	63 Francesco BAGNAIA	ITA	DUCATI	1'34.167	161.5	2
5'33.474	63 Francesco BAGNAIA	ITA	DUCATI	1'33.045	163.5	3

These data/results cannot be reproduced, stored and/or transmitted in whole or in part by any manner of electronic, mechanical, photocopying, recording, broadcasting or otherwise now known or herein after developed without the previous express consent by the copyright owner, except for reproduction in daily press and regular printed publications on sale to the public within 60 days of the event related to those data/results and always provided that copyright symbol appears together as follows below.

© DORNA, 2021

Official MotoGP Timing by **TISSOT**
www.motogp.com

Misano Adriatico, Saturday, October 23, 2021

