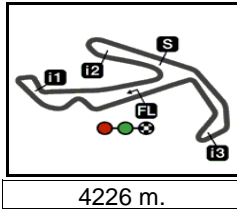


GP NOLAN DEL MADE IN ITALY E DELL'EMILIA-ROMAGNA


Free Practice Nr. 4

Classification

14



4226 m.

	Rider	Nation	Team	Motorcycle	Time	Lap	Total	Gap	Top Speed
1	27 Iker LECUONA	SPA	Tech 3 KTM Factory Racing	KTM	1'37.441	11	11		291.8
2	63 Francesco BAGNAIA	ITA	Ducati Lenovo Team	DUCATI	1'37.535	12	12	0.094	0.094 298.3
3	43 Jack MILLER	AUS	Ducati Lenovo Team	DUCATI	1'38.848	9	9	1.407	1.313 297.5
4	20 Fabio QUARTARARO	FRA	Monster Energy Yamaha MotoGP	YAMAHA	1'38.889	13	13	1.448	0.041 291.8
5	88 Miguel OLIVEIRA	POR	Red Bull KTM Factory Racing	KTM	1'39.149	13	13	1.708	0.260 292.6
6	12 Maverick VIÑALES	SPA	Aprilia Racing Team Gresini	APRILIA	1'40.018	11	11	2.577	0.869 295.0
7	10 Luca MARINI	ITA	SKY VR46 Avintia	DUCATI	1'40.177	12	12	2.736	0.159 294.2
8	9 Danilo PETRUCCI	ITA	Tech 3 KTM Factory Racing	KTM	1'40.311	8	8	2.870	0.134 288.7
9	5 Johann ZARCO	FRA	Pramac Racing	DUCATI	1'41.238	3	8	3.797	0.927 294.2
10	42 Alex RINS	SPA	Team SUZUKI ECSTAR	SUZUKI	1'41.269	10	11	3.828	0.031 294.2
11	21 Franco MORBIDELLI	ITA	Monster Energy Yamaha MotoGP	YAMAHA	1'41.306	4	9	3.865	0.037 285.7
12	89 Jorge MARTIN	SPA	Pramac Racing	DUCATI	1'41.430	8	9	3.989	0.124 294.2
13	46 Valentino ROSSI	ITA	Petronas Yamaha SRT	YAMAHA	1'41.893	11	11	4.452	0.463 286.4
14	30 Takaaki NAKAGAMI	JPN	LCR Honda IDEMITSU	HONDA	1'42.279	8	8	4.838	0.386 294.2
15	33 Brad BINDER	RSA	Red Bull KTM Factory Racing	KTM	1'42.562	12	13	5.121	0.283 291.8
16	4 Andrea DOVIZIOSO	ITA	Petronas Yamaha SRT	YAMAHA	1'42.794	11	11	5.353	0.232 283.4
17	51 Michele PIRRO	ITA	Ducati Lenovo Team	DUCATI	1'43.069	3	6	5.628	0.275 274.1
18	44 Pol ESPARGARO	SPA	Repsol Honda Team	HONDA	1'43.465	8	9	6.024	0.396 295.0
19	93 Marc MARQUEZ	SPA	Repsol Honda Team	HONDA	1'43.585	3	5	6.144	0.120 284.2
Not qualified (Out 107%)					1'44.261				
	36 Joan MIR	SPA	Team SUZUKI ECSTAR	SUZUKI	1'44.337	2	6	6.896	0.752 283.4
	73 Alex MARQUEZ	SPA	LCR Honda CASTROL	HONDA	1'44.345	5	6	6.904	0.008 288.7
	41 Aleix ESPARGARO	SPA	Aprilia Racing Team Gresini	APRILIA	1'44.974	2	2	7.533	0.629 279.7
	23 Enea BASTIANINI	ITA	Avintia Esponsorama	DUCATI	1'47.606	5	5	10.165	2.632 287.2
Not Classified									
	32 Lorenzo SAVADORI	ITA	Aprilia Racing Team Gresini	APRILIA					

Practice condition: **Wet-Dry**

Air: 17°

Humidity: 89%

Ground: 16°

Fastest Lap:	Lap: 11	Iker LECUONA	1'37.441	156.1 Km/h
Best Race Lap:	2021	Enea BASTIANINI	1'32.242	164.9 Km/h
All Time Lap Record:	2021	Francesco BAGNAIA	1'31.065	167.0 Km/h

The results are provisional until the end of the limit for protest and appeals.

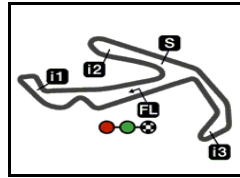
Time limit for protest expires 30' after publication of the results - Time:

These data/results cannot be reproduced, stored and/or transmitted in whole or in part by any manner of electronic, mechanical, photocopying, recording, broadcasting or otherwise now known or herein after developed without the previous express consent by the copyright owner, except for reproduction in daily press and regular printed publications on sale to the public within 60 days of the event related to those data/results and always provided that copyright symbol appears together as follows below.

© DORNA, 2021

Official MotoGP Timing by TISSOT
www.motogp.com

Misano Adriatico, Saturday, October 23, 2021



4226 m.

GP NOLAN DEL MADE IN ITALY E DELL'EMILIA-ROMAGNA

Free Practice Nr. 4

Top Speed & Average

15



Rider	Nation	Motorcycle	Top 5 speeds					Average	Top
63 Francesco BAGNAIA	ITA	DUCATI	298.3	297.5	296.7	296.7	296.7	297.2	298.3
43 Jack MILLER	AUS	DUCATI	297.5	296.7	291.1	291.1	288.7	292.3	297.5
12 Maverick VIÑALES	SPA	APRILIA	295.0	294.2	293.4	291.1	289.5	291.7	295.0
44 Pol ESPARGARO	SPA	HONDA	295.0	293.4	293.4	290.3	288.0	291.4	295.0
5 Johann ZARCO	FRA	DUCATI	294.2	289.5	287.2	287.2	286.4	288.9	294.2
10 Luca MARINI	ITA	DUCATI	294.2	293.4	292.6	290.3	289.5	292.0	294.2
30 Takaaki NAKAGAMI	JPN	HONDA	294.2	293.4	291.8	290.3	289.5	291.8	294.2
42 Alex RINS	SPA	SUZUKI	294.2	292.6	290.3	290.3	289.5	291.4	294.2
89 Jorge MARTIN	SPA	DUCATI	294.2	293.4	290.3	289.5	289.5	291.4	294.2
88 Miguel OLIVEIRA	POR	KTM	292.6	291.8	287.2	287.2	285.7	288.9	292.6
20 Fabio QUARTARARO	FRA	YAMAHA	291.8	291.8	290.3	290.3	289.5	290.5	291.8
27 Iker LECUONA	SPA	KTM	291.8	291.8	291.8	290.3	289.5	290.8	291.8
33 Brad BINDER	RSA	KTM	291.8	291.1	291.1	290.3	288.7	290.6	291.8
9 Danilo PETRUCCI	ITA	KTM	288.7	285.7	284.9	284.2	284.2	285.5	288.7
73 Alex MARQUEZ	SPA	HONDA	288.7	287.2	284.2	279.7	267.9	281.5	288.7
23 Enea BASTIANINI	ITA	DUCATI	287.2	281.2	280.5	279.0	276.2	280.8	287.2
46 Valentino ROSSI	ITA	YAMAHA	286.4	286.4	285.7	283.4	283.4	285.1	286.4
21 Franco MORBIDELLI	ITA	YAMAHA	285.7	281.9	281.2	279.7	277.6	281.2	285.7
93 Marc MARQUEZ	SPA	HONDA	284.2	276.9	272.7	270.6	258.9	272.7	284.2
4 Andrea DOVIZIOSO	ITA	YAMAHA	283.4	282.7	281.9	280.5	279.0	281.5	283.4
36 Joan MIR	SPA	SUZUKI	283.4	281.9	279.0	272.7	272.0	277.8	283.4
41 Aleix ESPARGARO	SPA	APRILIA	279.7	267.3	242.1			263.0	279.7
51 Michele PIRRO	ITA	DUCATI	274.1	274.1	268.6	264.0	260.8	268.3	274.1

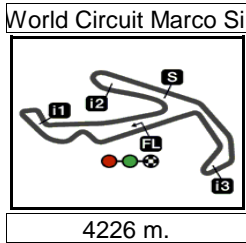
These data/results cannot be reproduced, stored and/or transmitted in whole or in part by any manner of electronic, mechanical, photocopying, recording, broadcasting or otherwise now known or herein after developed without the previous express consent by the copyright owner, except for reproduction in daily press and regular printed publications on sale to the public within 60 days of the event related to those data/results and always provided that copyright symbol appears together as follows below.

© DORNA, 2021

Official MotoGP Timing by TISSOT
www.motogp.com



Misano Adriatico, Saturday, October 23, 2021



Results and timing service provided by **TISSOT**

MotoGP™

GP NOLAN DEL MADE IN ITALY E DELL'EMILIA-ROMAGNA

Free Practice Nr. 4

Chronological Analysis of Performances

16

* Lap / Sector time cancelled **T1** Time from finish line to 1st intermed. **T3** Time from 2nd intermed. to 3rd intermed.
P Crossing the finish line in pit lane **T2** Time from 1st intermed. to 2nd intermed. **T4** Time from 3rd intermediate to finish line
****** Tyre data subject to further updates

Lap	Lap Time	T1	T2	T3	T4	Speed	Lap	Lap Time	T1	T2	T3	T4	Speed			
1st	27	Iker LECUONA KTM SPA						Run # 1	Front Tyre Wet-Soft		Rear Tyre Wet-Soft					
		Tech 3 KTM Factory Racing							9 Laps at start		17 Laps at start					
		Runs=2			Total laps=12		Full laps=7									
Run # 1	Front Tyre Wet-Medium		Rear Tyre Wet-Soft				1	2'09.344	21.027	23.614	29.521	23.942	274.8			
	26 Laps at start		26 Laps at start				2	1'43.290	29.043	22.472	28.301	23.474	283.4			
1	1'53.242	P	21.760	24.468	30.079	18.142	262.7	3	1'41.703	28.228	22.443	27.875	23.157	288.7		
Run # 2	Front Tyre Slick-Soft		Rear Tyre Slick-Soft				4	1'45.069	28.930	23.661	28.957	23.521	288.7			
	New Tyre		New Tyre				5	1'37.551	P	28.227	22.352	28.533	18.439	291.1		
2	1'39.513	21.009	22.972	29.401	26.131	276.9	Run # 2	Front Tyre Slick-Soft		Rear Tyre Slick-Medium						
3	2'40.330	* 1'21.765*	23.085	29.473	26.007*	276.2		New Tyre		New Tyre						
4	1'45.710	29.254	22.678	28.650	25.128	284.2	6	1'44.519	24.546	23.983	30.051	25.939	267.3			
5	1'44.990	* 28.251	23.936	27.928	24.875*	288.7	7	1'44.630	29.362	22.655	28.110	24.503	291.1			
6	1'42.404	27.867	22.139	27.736	24.662	291.8	8	1'40.355	27.888	21.960	27.098	23.409	296.7			
7	1'41.275	28.090	21.968	27.182	24.035	289.5	9	1'38.848	27.598	21.579	26.672	22.999	297.5			
8	1'47.702	27.321	29.682	27.058	23.641	290.3	4th	20	Fabio QUARTARARO YAMAHA FRA							
9	1'39.195	26.870	21.527	27.022	23.776	291.8		Monster Energy Yamaha MotoGP		Runs=3		Total laps=14		Full laps=6		
10	1'38.218	26.998	21.520	26.566	23.134	289.5	Run # 1	Front Tyre Wet-Soft		Rear Tyre Wet-Medium						
11	1'37.441	26.740	21.302	26.300	23.099	291.8		New Tyre		New Tyre						
	PIT	26.788	21.184	28.576	19.581	258.9	1	2'22.210	22.125	24.893	29.816	24.619	269.3			
2nd	63	Francesco BAGNAIA DUCATI ITA						2	1'41.307	P	29.532	23.633	29.685	18.457	272.0	
		Ducati Lenovo Team						Run # 2	Front Tyre Slick-Soft		Rear Tyre Slick-Soft					
		Runs=2			Total laps=13		Full laps=7		New Tyre		New Tyre					
Run # 1	Front Tyre Wet-Soft		Rear Tyre Wet-Soft				3	1'42.824	22.457	23.790	29.750	26.827	267.9			
	17 Laps at start		13 Laps at start				4	1'48.310	29.518	23.335	29.108	26.349	279.7			
1	2'32.758	21.144	23.994	30.141	24.761	259.6	5	1'50.436	29.704	25.055	29.399	26.278	275.5			
2	1'40.392	P	29.778	24.069	28.911	17.634	266.6	6	1'47.610	* 29.315	23.239	28.921	26.135*	283.4		
Run # 2	Front Tyre Slick-Soft		Rear Tyre Slick-Medium				7	1'45.760	P	29.840*	23.313*	32.119	20.488	284.9		
	New Tyre		New Tyre				Run # 3	Front Tyre Slick-Soft		Rear Tyre Slick-Soft						
3	1'44.310	23.446	23.970	30.506	26.388	251.1		5 Laps at start		5 Laps at start						
4	1'47.163	29.839	23.116	28.850	25.358	288.0	8	1'38.637	* 21.038	23.461	28.552	25.586*	287.2			
5	1'46.096	* 29.079	22.478	29.261*	25.278*	290.3	9	1'43.354	* 28.361*	22.403	27.886	24.704	289.5			
6	1'43.745	* 28.645	22.384	28.314	24.402*	291.1	10	1'41.506	27.581	22.182	27.453	24.290	289.5			
7	1'41.653	27.929	22.057	27.448	24.219	296.7	11	1'40.140	27.212	21.796	26.990	24.142	291.8			
8	1'42.292	29.106	22.080	27.379	23.727	292.6	12	1'39.389	26.952	21.674	27.209	23.554	290.3			
9	1'39.631	27.466	21.696	27.018	23.451	295.8	13	1'38.889	26.798	21.510	26.936	23.645	291.8			
10	1'38.469	26.949	21.473	26.783	23.264	296.7		PIT	26.594	23.691	26.978	18.317	290.3			
11	1'38.604	26.725	21.361	26.668	23.850	298.3	5th	88	Miguel OLIVEIRA KTM POR							
12	1'37.535	26.700	21.368	26.492	22.975	296.7		Red Bull KTM Factory Racing		Runs=2		Total laps=13		Full laps=8		
	PIT	26.688	21.289	26.470	19.116	297.5	Run # 1	Front Tyre Wet-Medium		Rear Tyre Wet-Medium						
3rd	43	Jack MILLER DUCATI AUS							22 Laps at start		11 Laps at start					
		Ducati Lenovo Team						1	2'16.769	23.951	25.746	29.762	24.362	273.4		
		Runs=1			Total laps=9		Full laps=6		2	1'44.561	28.814	23.616	28.643	23.488	283.4	

Fastest Lap: Iker LECUONA Tech 3 KTM Factory SPA **1'37.441** 26.740 21.302 26.300 23.099

These data/results cannot be reproduced, stored and/or transmitted in whole or in part by any manner of electronic, mechanical, photocopying, recording, broadcasting or otherwise now known or herein after developed without the previous express consent by the copyright owner, except for reproduction in daily press and regular printed publications on sale to the public within 60 days of the event related to those data/results and always provided that copyright symbol appears together as follows below.
© DORNA, 2021



Free Practice Nr. 4

MotoGP

Lap	Lap Time	T1	T2	T3	T4	Speed	Lap	Lap Time	T1	T2	T3	T4	Speed							
3	1'42.095	28.231	22.769	27.791	23.304	284.9	8th 9	Danilo PETRUCCI Tech 3 KTM Factory Racing	KTM	ITA	Runs=1	Total laps=8	Full laps=5							
4	1'42.177	28.190	22.631	27.961	23.395	284.9														
5	1'47.001 P	30.618	27.386	29.479	19.518	263.4														
Run # 2	Front Tyre	Wet-Medium	Rear Tyre	Wet-Medium										Run # 1	Front Tyre	Wet-Medium	Rear Tyre	Wet-Medium		
	27 Laps at start			16 Laps at start											23 Laps at start			7 Laps at start		
6	1'41.748	22.234	26.483	28.216	24.815	283.4	1	2'15.973 *	22.582	24.936	30.955*	24.760	267.3							
7	1'44.076	28.773	22.686	28.000	24.617	287.2	2	1'44.519	29.418	23.272	28.222	23.607	284.9							
8	1'41.620	28.069	22.674	27.815	23.062	285.7	3	1'42.532	28.264	22.741	28.098	23.429	284.2							
9	1'41.020 P	29.726*	24.162	28.539	18.593	280.5	4	1'42.192	28.310	22.596	28.026	23.260	284.2							
Run # 3	Front Tyre	Slick-Soft	Rear Tyre	Slick-Soft			Run # 2	Front Tyre	Slick-Soft	Rear Tyre	Slick-Soft									
	New Tyre			New Tyre				New Tyre			New Tyre									
10	1'40.610	21.547	23.872	29.733	25.458	268.6	6	1'38.688	21.407	23.320	28.949	25.012	281.9							
11	1'44.295	28.452	22.596	28.897	24.350	287.2	7	1'43.033	29.093	22.439	27.701	23.800	285.7							
12	1'40.024	27.461	22.038	27.036	23.489	291.8	8	1'40.311	27.865	21.852	27.272	23.322	288.7							
13	1'39.149	27.194	21.965	26.729	23.261	292.6														
6th 12	Maverick VIÑALES	APRILIA		SPA																
	Aprilia Racing Team Gresini	Runs=1		Total laps=11	Full laps=6															
Run # 1	Front Tyre	Wet-Soft	Rear Tyre	Wet-Medium			Run # 1	Front Tyre	Wet-Medium	Rear Tyre	Wet-Medium									
	3 Laps at start			10 Laps at start				20 Laps at start			New Tyre									
1	2'13.966	22.184	25.786	29.928	24.449	266.6	1	2'16.070	21.953	25.489	29.599	24.252	267.3							
2	1'43.950	28.840	22.900	28.409	23.801	288.7	2	1'43.874	29.137	23.121	27.937	23.679	287.2							
3	1'47.690	28.647	23.084	30.305	25.654	291.1	3	1'41.238	28.060	22.517	27.579	23.082	294.2							
4	1'42.090	28.224	22.763	27.738	23.365	289.5	4	1'38.072 P	28.309	22.852	28.402	18.509	286.4							
5	1'53.992 *	31.212*	27.229	31.775	23.776	216.4	Run # 2	Front Tyre	Slick-Soft	Rear Tyre	Slick-Soft									
6	1'36.256 P	28.313	22.676	27.659	17.608	289.5		New Tyre			New Tyre									
Run # 2	Front Tyre	Slick-Soft	Rear Tyre	Wet-Medium			5	1'48.899 P	22.026	27.794	37.567	21.512	239.4							
	New Tyre			16 Laps at start			Run # 3	Front Tyre	Slick-Soft	Rear Tyre	Slick-Soft									
7	1'41.695	22.619	23.693	29.586	25.797	286.4		1 Laps at start			1 Laps at start									
8	1'45.810 *	29.480*	23.115	28.482	24.733	289.5	6	1'43.866	21.858	25.374	29.963	26.671	280.5							
9	1'42.936	28.352	22.477	27.790	24.317	294.2	7	1'49.172	30.854	24.158	28.755	25.405	287.2							
10	1'41.233	27.628	22.099	27.553	23.953	293.4	8	1'46.870	29.647	23.449	28.891	24.883	289.5							
11	1'40.018	27.255	21.709	27.231	23.823	295.0														
7th 10	Luca MARINI	DUCATI		ITA																
	SKY VR46 Avintia	Runs=2		Total laps=13	Full laps=6															
Run # 1	Front Tyre	Wet-Soft	Rear Tyre	Wet-Soft			Run # 1	Front Tyre	Wet-Medium	Rear Tyre	Wet-Medium									
	New Tyre			16 Laps at start				20 Laps at start			New Tyre									
1	2'18.683	21.267	24.653	30.563	24.643	242.1	1	2'12.856	21.741	24.776	29.219	24.190	280.5							
2	1'40.076 P	29.015	23.409	28.816	18.836	270.6	2	1'44.780	28.991	23.071	28.705	24.013	280.5							
Run # 2	Front Tyre	Slick-Soft	Rear Tyre	Slick-Soft			3	1'42.886	28.289	22.981	27.968	23.648	285.7							
	New Tyre			New Tyre			4	1'41.740 P	28.140	22.845	29.410	21.345	281.9							
3	1'46.199 *	22.504	24.932	30.976	27.787*	266.6	Run # 2	Front Tyre	Slick-Soft	Rear Tyre	Slick-Soft									
4	1'53.201 *	31.254	24.726	30.515*	26.706	270.6		New Tyre			New Tyre									
5	1'49.957	30.523	24.506	29.567	25.361	277.6	5	1'41.039 *	22.828	22.913	28.754	26.544*	289.5							
6	1'46.284	29.745	23.477	28.658	24.404	287.2	6	1'42.362 P	28.703*	23.886	28.568	21.205	290.3							
7	1'43.576 *	28.771	22.823	27.978	24.004*	290.3	Run # 3	Front Tyre	Slick-Soft	Rear Tyre	Slick-Soft									
8	1'43.769 *	28.960*	22.704	28.043	24.062	289.5		2 Laps at start			2 Laps at start									
9	1'47.494	30.754	24.707	28.189	23.844	284.2	7	1'38.025	21.491	23.367	28.101	25.066	290.3							
10	1'41.193	27.950	22.208	27.378	23.657	293.4	8	1'42.815 *	28.145*	22.530	27.401	24.739	292.6							
11	1'40.345	27.416	21.914	27.238	23.777	292.6	9	1'51.392	27.750	22.135	36.390	25.117	254.7							
12	1'40.177	27.759	21.928	27.261	23.229	294.2	10	1'41.269	28.033	22.097	27.216	23.923	294.2							
	PIT	27.526	21.877	29.720	18.715	281.2	11	1'42.109	27.108	21.856	29.305	23.840	278.3							

Fastest Lap: Iker LECUONA Tech 3 KTM Factory SPA **1'37.441** 26.740 21.302 26.300 23.099

These data/results cannot be reproduced, stored and/or transmitted in whole or in part by any manner of electronic, mechanical, photocopying, recording, broadcasting or otherwise now known or herein after developed without the previous express consent by the copyright owner, except for reproduction in daily press and regular printed publications on sale to the public within 60 days of the event related to those data/results and always provided that copyright symbol appears together as follows below.
© DORNA, 2021



Free Practice Nr. 4

MotoGP

Lap	Lap Time	T1	T2	T3	T4	Speed	Lap	Lap Time	T1	T2	T3	T4	Speed		
11th	21	Franco MORBIDELLI YAMAHA ITA													
		Monster Energy Yamaha MotoGP													
		Runs=1		Total laps=9		Full laps=6				Runs=2		Total laps=9		Full laps=3	
Run #	1	Front Tyre	Wet-Medium	Rear Tyre	Wet-Medium		Run #	1	Front Tyre	Wet-Medium	Rear Tyre	Wet-Soft			
		New Tyre		New Tyre						New Tyre		7 Laps at start			
1	2'00.295	22.600	25.461	29.657	24.826	258.3	1	2'38.923	P	23.454	28.616	33.011	19.877	207.6	
2	1'43.931	28.490	23.222	28.496	23.723	277.6	Run #	2	Front Tyre	Slick-Soft	Rear Tyre	Slick-Soft			
3	1'42.185	28.078	22.741	28.110	23.256	279.7			New Tyre		New Tyre				
4	1'41.306	27.709	22.416	28.007	23.174	281.2	2	1'44.122	22.975	24.721	29.553	26.873	270.6		
5	1'41.574	P	27.794	22.599	30.883	224.0	3	1'55.224	*	30.039	22.979	29.538	32.668*	273.4	
Run #	2	Front Tyre	Slick-Soft	Rear Tyre	Slick-Soft		4	1'46.613	*	29.593	22.887	28.218	25.915*	284.9	
		New Tyre		New Tyre				5	1'44.504	*	29.068*	22.634*	27.774	25.028	289.5
6	1'44.095	*	22.358	23.668	30.408*	269.3	6	1'43.354	28.141	22.546	27.575	25.092	293.4		
7	1'47.323	29.306	23.097	29.147	25.773	273.4	7	1'42.654	27.842	22.485	27.569	24.758	294.2		
8	1'44.388	28.849	22.609	28.081	24.849	281.9	8	1'42.279	27.916	22.395	27.765	24.203	291.8		
9	1'42.175	27.472	22.227	28.038	24.438	285.7			PIT		27.975	22.242	27.642	20.329	290.3
12th	89	Jorge MARTIN DUCATI SPA													
		Pramac Racing													
		Runs=2		Total laps=10		Full laps=4				Runs=2		Total laps=14		Full laps=6	
Run #	1	Front Tyre	Wet-Medium	Rear Tyre	Wet-Medium		Run #	1	Front Tyre	Wet-Medium	Rear Tyre	Wet-Soft			
		15 Laps at start		5 Laps at start						21 Laps at start		New Tyre			
1	3'03.192	20.677	24.206	29.019	24.226	284.2	1	2'03.075	22.019	24.844	30.308	24.677	273.4		
2	1'38.458	P	28.623	22.691	29.651	284.9	2	1'50.567	29.542	24.762	31.082	25.181	249.4		
Run #	2	Front Tyre	Slick-Soft	Rear Tyre	Slick-Soft		3	1'45.787	29.736	23.236	28.970	23.845	284.2		
		New Tyre		New Tyre				4	1'47.135	*	28.905	23.527	30.284*	24.419	275.5
3	1'41.231	21.158	24.309	29.586	26.178	270.0	5	1'44.517	29.030	22.973	28.691	23.823	284.9		
4	1'46.912	29.036	23.119	29.042	25.715	282.7	6	1'43.544	P	30.028*	23.515	29.813	20.188	258.3	
5	1'45.025	28.641	22.819	28.556	25.009	289.5	Run #	2	Front Tyre	Slick-Soft	Rear Tyre	Slick-Soft			
6	1'43.917	*	28.590	22.480	28.222	24.625*			New Tyre		New Tyre				
7	1'45.410	*	28.839*	23.418*	28.754	24.399	7	1'46.830	24.669	24.886	29.892	27.383	278.3		
8	1'41.430	27.842	22.094	27.557	23.937	293.4	8	1'50.034	*	30.014	23.688	29.083	27.249*	281.9	
9	1'42.310	28.216	22.218	27.828	24.048	290.3	9	1'46.733	*	29.111*	23.431	28.461	25.730	288.7	
		unfinished	27.444	21.694	27.581	294.2	10	1'44.070	28.206	22.581	27.958	25.325	291.8		
13th	46	Valentino ROSSI YAMAHA ITA													
		Petronas Yamaha SRT													
		Runs=1		Total laps=11		Full laps=7				Runs=1		Total laps=11		Full laps=6	
Run #	1	Front Tyre	missing data	Rear Tyre	missing data		Run #	1	Front Tyre	Wet-Medium	Rear Tyre	Wet-Medium			
		**		**						20 Laps at start		New Tyre			
1	3'01.556	P	23.344	26.271	32.942	21.293	251.7	1	2'14.946	22.636	25.156	30.024	24.957	263.4	
Run #	2	Front Tyre	Slick-Soft	Rear Tyre	Slick-Soft		2	1'42.062	P	29.916	24.546	29.250	18.350	279.0	
		**		**						New Tyre		New Tyre			
2	1'46.403	*	21.695	24.986	31.157	28.565*	269.3	Run #	2	Front Tyre	Slick-Soft	Rear Tyre	Slick-Soft		
3	1'52.590	31.428	24.448	30.224	26.490	276.9			New Tyre		New Tyre				
4	1'49.001	29.993	23.587	29.503	25.918	279.0	3	1'50.237	*	26.989	24.373*	31.272	27.603	274.8	
5	1'51.505	31.208	23.913	30.786	25.598	248.8	4	1'53.183	31.419	24.257	30.734	26.773	275.5		
6	1'46.350	29.345	23.141	28.895	24.969	281.9	5	1'51.998	30.814	24.024	30.545	26.615	277.6		
7	1'46.371	28.514	23.725	29.211	24.921	283.4	6	1'50.260	29.775	24.136	29.867	26.482	277.6		
8	1'44.299	*	28.738*	22.750	28.302	24.509	283.4	7	1'48.796	*	29.728*	23.578	29.795	25.695	281.9
9	1'42.661	28.105	22.405	27.705	24.446	286.4	8	1'50.201	28.974	22.977	31.001	27.249	280.5		
10	1'44.752	*	29.590*	22.575	28.106	24.481	285.7	9	1'49.696	*	29.770	23.069	31.171*	25.686	282.7
11	1'41.893	27.793	22.326	27.481	24.293	286.4	10	1'45.601	29.113	22.766	29.204	24.518	259.6		
Fastest Lap:		Iker LECUONA				Tech 3 KTM Factory		SPA	1'37.441	26.740	21.302	26.300	23.099		

These data/results cannot be reproduced, stored and/or transmitted in whole or in part by any manner of electronic, mechanical, photocopying, recording, broadcasting or otherwise now known or herein after developed without the previous express consent by the copyright owner, except for reproduction in daily press and regular printed publications on sale to the public within 60 days of the event related to those data/results and always provided that copyright symbol appears together as follows below.
© DORNA, 2021

Official MotoGP Timing by TISSOT
www.motogp.com

Misano Adriatico, Saturday, October 23, 2021 Page 3 of 4



Free Practice Nr. 4

MotoGP

Lap	Lap Time	T1	T2	T3	T4	Speed
11	1'42.794	28.186	22.290	27.973	24.345	283.4

17th 51 Michele PIRRO DUCATI ITA
Ducati Lenovo Team

Runs=2 Total laps=7 Full laps=2

Run #	1	Front Tyre	Wet-Medium	Rear Tyre	missing data
		14 Laps at start			Laps at start

1	2'33.480	21.551	23.828	29.421	24.830	260.8
2	1'45.833	29.463	23.854	28.858	23.658	264.0
3	1'43.069	28.489	22.775	28.324	23.481	268.6
4	1'44.646 P	29.436	25.933	29.528	19.749	248.8

Run #	2	Front Tyre	Slick-Soft	Rear Tyre	Slick-Medium
		New Tyre			New Tyre

5	1'42.038 *	22.017	24.835	29.213	25.973*	274.1
6	1'44.037 *	28.335	22.637	28.265	24.800*	274.1
	unfinished	28.193				

18th 44 Pol ESPARGARO HONDA SPA
Repsol Honda Team

Runs=1 Total laps=9 Full laps=5

Run #	1	Front Tyre	Wet-Medium	Rear Tyre	Wet-Soft
		New Tyre			New Tyre

1	2'19.173	22.892	27.983	31.912	25.663	226.4
2	1'49.635 P	32.288	27.142	31.344	18.861	235.2

Run #	2	Front Tyre	Slick-Soft	Rear Tyre	Slick-Soft
		New Tyre			New Tyre

3	1'49.325	23.318	24.543	33.330	28.134	261.5
4	1'52.697 *	30.381	23.502	30.607*	28.207	288.0
5	1'49.387	29.352	24.820	28.882	26.333	288.0
6	1'46.779	29.399	22.878	28.316	26.186	290.3
7	1'45.386	28.594	22.908	28.300	25.584	293.4
8	1'43.465	28.402	22.341	27.817	24.905	293.4
9	1'43.720	29.349	22.276	27.665	24.430	295.0

19th 93 Marc MARQUEZ HONDA SPA
Repsol Honda Team

Runs=2 Total laps=6 Full laps=2

Run #	1	Front Tyre	Wet-Soft	Rear Tyre	Wet-Medium
		New Tyre			New Tyre

1	2'33.158	22.218	25.848	31.085	25.025	246.5
2	1'45.547	29.621	23.514	28.735	23.677	276.9
3	1'43.585	28.588	23.067	28.292	23.638	284.2
4	1'42.861 P	29.768	24.260	29.852	18.981	258.9

Run #	2	Front Tyre	Slick-Soft	Rear Tyre	Slick-Soft
		New Tyre			New Tyre

5	1'42.502 *	22.216	22.634	30.367	27.285*	270.6
	unfinished	29.173	22.836	28.941		272.7

20th 36 Joan MIR SUZUKI SPA
Team SUZUKI ECSTAR

Runs=2 Total laps=6 Full laps=2

Run #	1	Front Tyre	Wet-Soft	Rear Tyre	Wet-Soft
		New Tyre			New Tyre

1	2'06.794	21.942	24.306	29.096	24.072	272.0
2	1'44.337	28.436	23.439	28.824	23.638	283.4
3	1'41.664 P	29.067	24.497	29.430	18.670	270.6

Lap	Lap Time	T1	T2	T3	T4	Speed
Run # 2	Front Tyre	Slick-Soft	Rear Tyre	Slick-Soft		
		New Tyre			New Tyre	

4	14'46.003 P	22.235	23.947	30.327	3'29.494	272.7
---	-------------	--------	--------	--------	----------	-------

Run #	3	Front Tyre	Slick-Soft	Rear Tyre	Slick-Soft
		New Tyre			New Tyre

5	1'41.475	22.796	23.816	28.995	25.868	281.9
6	1'49.029	28.588	22.605	33.336	24.500	279.0

21st 73 Alex MARQUEZ HONDA SPA
LCR Honda CASTROL

Runs=2 Total laps=7 Full laps=3

Run #	1	Front Tyre	Wet-Soft	Rear Tyre	Wet-Soft
		3 Laps at start			New Tyre

1	2'11.701	21.282	25.304	30.117	25.091	262.1
2	1'41.010 P	29.374	23.368	28.968	19.300	279.7

Run #	2	Front Tyre	Slick-Soft	Rear Tyre	Slick-Soft
		New Tyre			New Tyre

3	1'46.287 *	23.211	24.545	31.421*	27.110	267.9
4	1'47.348	30.029	22.890	28.932	25.497	284.2
5	1'44.345	28.560	22.727	28.090	24.968	288.7
6	1'47.161	28.678	25.667	28.149	24.667	287.2
	PIT	1'40.375	29.071	31.740	20.267	247.7

22nd 41 Aleix ESPARGARO APRILIA SPA
Aprilia Racing Team Gresini

Runs=1 Total laps=3 Full laps=1

Run #	1	Front Tyre	Wet-Medium	Rear Tyre	Wet-Medium
		11 Laps at start			

1	2'19.455	21.623	24.424	30.285	24.532	267.3
2	1'44.974	28.840	23.258	28.794	24.082	279.7
	PIT	33.096	25.539	31.515	20.259	242.1

23rd 23 Enea BASTIANINI DUCATI ITA
Avintia Esponsorama

Runs=3 Total laps=6 Full laps=1

Run #	1	Front Tyre	Wet-Medium	Rear Tyre	Wet-Medium
		18 Laps at start			4 Laps at start

1	2'48.352 P	20.916	24.312	29.773	19.273	276.2
---	------------	--------	--------	--------	--------	-------

Run #	2	Front Tyre	Slick-Soft	Rear Tyre	Slick-Soft
		New Tyre			New Tyre

2	1'45.513	21.756	25.111	31.174	27.472	264.0
3	10'43.244 P	30.873	24.107	29.877	9'18.387	281.2

Run #	3	Front Tyre	Slick-Soft	Rear Tyre	Slick-Soft
		New Tyre			New Tyre

4	1'44.751	23.076	24.626	30.197	26.852	279.0
5	1'47.606	29.694	23.408	29.054	25.450	287.2
	PIT	1'07.532	24.795	30.283	20.536	280.5

Fastest Lap: Iker LECUONA Tech 3 KTM Factory SPA 1'37.441 26.740 21.302 26.300 23.099

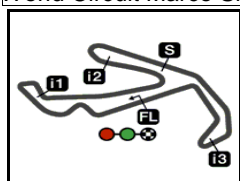
These data/results cannot be reproduced, stored and/or transmitted in whole or in part by any manner of electronic, mechanical, photocopying, recording, broadcasting or otherwise now known or herein after developed without the previous express consent by the copyright owner, except for reproduction in daily press and regular printed publications on sale to the public within 60 days of the event related to those data/results and always provided that copyright symbol appears together as follows below.
© DORNA, 2021

Official MotoGP Timing by TISSOT
www.motogp.com



Misano Adriatico, Saturday, October 23, 2021

Page 4 of 4



4226 m.

GP NOLAN DEL MADE IN ITALY E DELL'EMILIA-ROMAGNA

Free Practice Nr. 4

Best Partial Times

MotoGP™

IT Ideal Lap Time, sum of the best partial times*BT* Best Lap Time

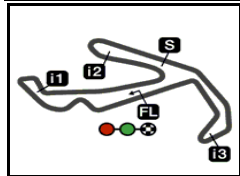
T1			T2			T3			T4				
Pos	Rider	Time	Rider	Time	Rider	Time	Rider	Time	Pos	Rider	IT	BT	
1	F.QUARTARARO	26.594	I.LECUONA	21.184	I.LECUONA	26.300	F.BAGNAIA	22.975	1	I.LECUONA	1'37.323	1'37.441 (1)	
2	F.BAGNAIA	26.688	F.BAGNAIA	21.289	F.BAGNAIA	26.470	J.MILLER	22.999	2	F.BAGNAIA	1'37.422	1'37.535 (2)	
3	I.LECUONA	26.740	F.QUARTARARO	21.510	J.MILLER	26.672	M.OLIVEIRA	23.062	3	F.QUARTARARO	1'38.594	1'38.889 (4)	
4	A.RINS	27.108	J.MILLER	21.579	M.OLIVEIRA	26.729	J.ZARCO	23.082	4	J.MILLER	1'38.848	1'38.848 (3)	
5	M.OLIVEIRA	27.194	J.MARTIN	21.694	F.QUARTARARO	26.936	I.LECUONA	23.099	5	M.OLIVEIRA	1'38.950	1'39.149 (5)	
6	M.VIÑALES	27.255	M.VIÑALES	21.709	A.RINS	27.216	F.MORBIDELLI	23.174	6	M.VIÑALES	1'39.560	1'40.018 (6)	
7	L.MARINI	27.416	D.PETRUCCI	21.852	M.VIÑALES	27.231	L.MARINI	23.229	7	L.MARINI	1'39.760	1'40.177 (7)	
8	J.MARTIN	27.444	A.RINS	21.856	L.MARINI	27.238	D.PETRUCCI	23.260	8	A.RINS	1'39.828	1'41.269 (10)	
9	F.MORBIDELLI	27.472	L.MARINI	21.877	D.PETRUCCI	27.272	M.VIÑALES	23.365	9	D.PETRUCCI	1'40.249	1'40.311 (8)	
10	J.MILLER	27.598	M.OLIVEIRA	21.965	V.ROSSI	27.481	M.PIRRO	23.481	10	J.MARTIN	1'40.632	1'41.430 (12)	
11	B.BINDER	27.771	F.MORBIDELLI	22.227	J.MARTIN	27.557	F.QUARTARARO	23.554	11	F.MORBIDELLI	1'40.880	1'41.306 (11)	
12	V.ROSSI	27.793	T.NAKAGAMI	22.242	T.NAKAGAMI	27.569	J.MIR	23.638	12	J.ZARCO	1'41.238	1'41.238 (9)	
13	T.NAKAGAMI	27.842	P.ESPARGARO	22.276	J.ZARCO	27.579	M.MARQUEZ	23.638	13	B.BINDER	1'41.703	1'42.562 (15)	
14	D.PETRUCCI	27.865	A.DOVIZIOSO	22.290	B.BINDER	27.630	A.RINS	23.648	14	T.NAKAGAMI	1'41.856	1'42.279 (14)	
15	J.ZARCO	28.060	V.ROSSI	22.326	P.ESPARGARO	27.665	B.BINDER	23.823	15	V.ROSSI	1'41.893	1'41.893 (13)	
16	A.DOVIZIOSO	28.186	B.BINDER	22.479	A.DOVIZIOSO	27.973	J.MARTIN	23.937	16	M.PIRRO	1'42.576	1'43.069 (17)	
17	M.PIRRO	28.193	J.ZARCO	22.517	F.MORBIDELLI	28.007	A.ESPARGARO	24.082	17	P.ESPARGAR	1'42.773	1'43.465 (18)	
18	P.ESPARGARO	28.402	J.MIR	22.605	A.MARQUEZ	28.090	T.NAKAGAMI	24.203	18	A.DOVIZIOSO	1'42.794	1'42.794 (16)	
19	J.MIR	28.436	M.MARQUEZ	22.634	M.PIRRO	28.265	V.ROSSI	24.293	19	M.MARQUEZ	1'43.152	1'43.585 (19)	
20	A.MARQUEZ	28.560	M.PIRRO	22.637	M.MARQUEZ	28.292	A.DOVIZIOSO	24.345	20	J.MIR	1'43.503	(-1)	
21	M.MARQUEZ	28.588	A.MARQUEZ	22.727	A.ESPARGARO	28.794	P.ESPARGARO	24.430	21	A.MARQUEZ	1'44.044	(-1)	
22	A.ESPARGARO	28.840	A.ESPARGARO	23.258	J.MIR	28.824	A.MARQUEZ	24.667	22	A.ESPARGAR	1'44.974	(-1)	
23	E.BASTIANINI	29.694	E.BASTIANINI	23.408	E.BASTIANINI	29.054	E.BASTIANINI	25.450	23	E.BASTIANINI	1'47.606	(-1)	

These data/results cannot be reproduced, stored and/or transmitted in whole or in part by any manner of electronic, mechanical, photocopying, recording, broadcasting or otherwise now known or herein after developed without the previous express consent by the copyright owner, except for reproduction in daily press and regular printed publications on sale to the public within 60 days of the event related to those data/results and always provided that copyright symbol appears together as follows below.

© DORNA, 2021


Official MotoGP Timing by TISSOT
www.motogp.com





4226 m.

MotoGP™**GP NOLAN DEL MADE IN ITALY E DELL'EMILIA-ROMAGNA****Free Practice Nr. 4****Fastest Laps Sequence**

<i>Practice Time</i>	 <i>Rider</i>	<i>Nation</i>	<i>Motorcycle</i>	<i>Time</i>	<i>Km/h</i>	<i>Rider's Lap</i>
3'44.226	21 Franco MORBIDELLI	ITA	YAMAHA	1'43.931	146.3	2
3'52.634	43 Jack MILLER	AUS	DUCATI	1'43.290	147.2	2
5'26.411	21 Franco MORBIDELLI	ITA	YAMAHA	1'42.185	148.8	3
5'34.337	43 Jack MILLER	AUS	DUCATI	1'41.703	149.5	3
5'41.182	5 Johann ZARCO	FRA	DUCATI	1'41.238	150.2	3
18'14.028	63 Francesco BAGNAIA	ITA	DUCATI	1'39.631	152.6	9
19'52.497	63 Francesco BAGNAIA	ITA	DUCATI	1'38.469	154.5	10
23'08.636	63 Francesco BAGNAIA	ITA	DUCATI	1'37.535	155.9	12
24'48.879	27 Iker LECUONA	SPA	KTM	1'37.441	156.1	11

These data/results cannot be reproduced, stored and/or transmitted in whole or in part by any manner of electronic, mechanical, photocopying, recording, broadcasting or otherwise now known or herein after developed without the previous express consent by the copyright owner, except for reproduction in daily press and regular printed publications on sale to the public within 60 days of the event related to those data/results and always provided that copyright symbol appears together as follows below.

© DORNA, 2021

Official MotoGP Timing by TISSOT
www.motogp.com

Misano Adriatico, Saturday, October 23, 2021

