


5513 m.

RED BULL GRAND PRIX OF THE AMERICAS
Qualifying Nr. 1
Classification

17

		<i>Rider</i>	<i>Nation</i>	<i>Team</i>	<i>Motorcycle</i>	<i>Time</i>	<i>Lap</i>	<i>Total</i>	<i>Gap</i>	<i>Top Speed</i>
1	10	Luca MARINI	ITA	SKY VR46 Avintia	DUCATI	2'03.410	6	7		340.6
2	36	Joan MIR	SPA	Team SUZUKI ECSTAR	SUZUKI	2'03.540	6	7	0.130	337.5
3	21	Franco MORBIDELLI	ITA	Monster Energy Yamaha MotoGP	YAMAHA	2'03.872	5	6	0.462	338.5
4	4	Andrea DOVIZIOSO	ITA	Petronas Yamaha SRT	YAMAHA	2'04.044	7	7	0.634	341.7
5	73	Alex MARQUEZ	SPA	LCR Honda CASTROL	HONDA	2'04.100	7	7	0.690	346.1
6	23	Enea BASTIANINI	ITA	Avintia Esponsorama	DUCATI	2'04.118	6	6	0.708	346.1
7	27	Iker LECUONA	SPA	Tech 3 KTM Factory Racing	KTM	2'04.324	6	7	0.914	342.8
8	88	Miguel OLIVEIRA	POR	Red Bull KTM Factory Racing	KTM	2'04.392	6	6	0.982	340.6
9	41	Aleix ESPARGARO	SPA	Aprilia Racing Team Gresini	APRILIA	2'04.419	5	5	1.009	345.0
10	46	Valentino ROSSI	ITA	Petronas Yamaha SRT	YAMAHA	2'04.699	3	6	1.289	342.8
11	9	Danilo PETRUCCI	ITA	Tech 3 KTM Factory Racing	KTM	2'04.829	6	7	1.419	338.5

Practice condition: Dry
Air: 29°
Humidity: 62%
Ground: 38°

Fastest Lap:	Lap: 6	Luca MARINI	2'03.410	160.8 Km/h
Best Race Lap:	2014	Marc MARQUEZ	2'03.575	160.6 Km/h
All Time Lap Record:	2015	Marc MARQUEZ	2'02.135	162.4 Km/h

The results are provisional until the end of the limit for protest and appeals.

Time limit for protest expires 30' after publication of the results - Time:

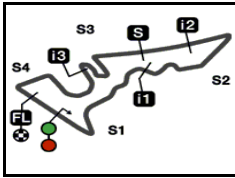
These data/results cannot be reproduced, stored and/or transmitted in whole or in part by any manner of electronic, mechanical, photocopying, recording, broadcasting or otherwise now known or herein after developed without the previous express consent by the copyright owner, except for reproduction in daily press and regular printed publications on sale to the public within 60 days of the event related to those data/results and always provided that copyright symbol appears together as follows below.

© DORNA, 2021

Official MotoGP Timing by **TISSOT**
 www.motogp.com



Austin, Saturday, October 02, 2021



5513 m.

RED BULL GRAND PRIX OF THE AMERICAS

Qualifying Nr. 1

Top Speed & Average

18



Rider	Nation	Motorcycle	Top 5 speeds					Average	Top
23 Enea BASTIANINI	ITA	DUCATI	346.1	343.9	342.8	341.7	339.6	342.8	346.1
73 Alex MARQUEZ	SPA	HONDA	346.1	342.8	342.8	340.6	331.2	340.7	346.1
41 Aleix ESPARGARO	SPA	APRILIA	345.0	341.7	338.5	338.5	337.5	340.2	345.0
27 Iker LECUONA	SPA	KTM	342.8	341.7	339.6	335.4	334.3	338.8	342.8
46 Valentino ROSSI	ITA	YAMAHA	342.8	340.6	339.6	337.5	336.4	339.4	342.8
4 Andrea DOVIZIOSO	ITA	YAMAHA	341.7	338.5	335.4	334.3	331.2	336.2	341.7
10 Luca MARINI	ITA	DUCATI	340.6	338.5	337.5	336.4	329.2	336.4	340.6
88 Miguel OLIVEIRA	POR	KTM	340.6	339.6	339.6	339.6	338.5	339.6	340.6
9 Danilo PETRUCCI	ITA	KTM	338.5	336.4	335.4	334.3	333.3	335.6	338.5
21 Franco MORBIDELLI	ITA	YAMAHA	338.5	336.4	335.4	315.7	298.3	324.9	338.5
36 Joan MIR	SPA	SUZUKI	337.5	337.5	337.5	337.5	336.4	337.3	337.5

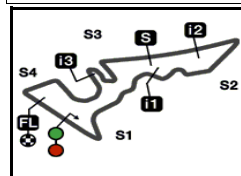
These data/results cannot be reproduced, stored and/or transmitted in whole or in part by any manner of electronic, mechanical, photocopying, recording, broadcasting or otherwise now known or herein after developed without the previous express consent by the copyright owner, except for reproduction in daily press and regular printed publications on sale to the public within 60 days of the event related to those data/results and always provided that copyright symbol appears together as follows below.

© DORNA, 2021

Official MotoGP Timing by TISSOT
www.motogp.com



Austin, Saturday, October 02, 2021



5513 m.

RED BULL GRAND PRIX OF THE AMERICAS

Qualifying Nr. 1

Chronological Analysis of Performances

19

* Lap / Sector time cancelled

T1 Time from finish line to 1st intermediate

T3 Time from 2nd intermed. to 3rd intermed.

P Crossing the finish line in pit lane

T2 Time from 1st intermed. to 2nd intermed.

T4 Time from 3rd intermediate to finish line

** Tyre data subject to further updates

Lap	Lap Time	T1	T2	T3	T4	Speed	Lap	Lap Time	T1	T2	T3	T4	Speed												
1st	10	Luca MARINI					DUCATI	ITA	4th					4	Andrea DOVIZIOSO					YAMAHA	ITA				
		SKY VR46 Avintia							Petronas Yamaha SRT							Runs=2					Total laps=7	Full laps=3	Runs=1	Total laps=7	Full laps=4
Run #	1	Front Tyre	Slick-Hard	Rear Tyre	Slick-Soft		Run #	1	Front Tyre	Slick-Hard	Rear Tyre	Slick-Soft													
		New Tyre		New Tyre					New Tyre		New Tyre														
1	2'48.761	36.139	31.579	32.641	28.991	321.4	1	2'21.776	34.374	31.373	31.727	36.531	331.2												
2	2'06.308	35.362	30.214	32.037	28.695	336.4	2	2'15.830	37.977	31.181	34.272	32.400	325.3												
3	2'04.332	35.253	30.254	30.545	28.280	338.5	3	2'04.803	35.253	30.453	30.738	28.359	335.4												
4	2'16.466 P	37.573*	32.414	32.114	34.365	327.2	4	2'12.754 P	36.569	31.309	31.519	33.357	328.2												
Run #	2	Front Tyre	Slick-Hard	Rear Tyre	Slick-Soft		Run #	2	Front Tyre	Slick-Hard	Rear Tyre	Slick-Soft													
		4 Laps at start		New Tyre					4 Laps at start		New Tyre														
5	3'22.919	35.048	31.049	30.784	28.710	337.5	5	3'30.360	35.437	32.070	31.599	29.919	334.3												
6	2'03.410	35.014	30.120	30.201	28.075	340.6	6	2'07.622	35.258	30.235	31.142	30.987	338.5												
7	2'28.972 P	45.577*	33.928	32.647	36.820	329.2	7	2'04.044	34.965	30.211	30.526	28.342	341.7												
2nd	36	Joan MIR					SUZUKI	SPA	5th					73	Alex MARQUEZ					HONDA	SPA				
		Team SUZUKI ECSTAR							LCR Honda CASTROL							Runs=2					Total laps=7	Full laps=3	Runs=1	Total laps=7	Full laps=4
Run #	1	Front Tyre	Slick-Hard	Rear Tyre	Slick-Soft		Run #	1	Front Tyre	Slick-Hard	Rear Tyre	Slick-Soft													
		New Tyre		New Tyre					New Tyre		New Tyre														
1	2'08.545	35.325	31.027	30.877	28.632	334.3	1	2'09.282	35.380	31.088	31.211	28.621	340.6												
2	2'03.902	35.234	30.164	30.263	28.241	337.5	2	2'04.258	35.140	30.289	30.498	28.331	342.8												
3	2'03.872	35.215	30.244	30.216	28.197	337.5	3	2'04.180	35.145	30.235	30.372	28.428	342.8												
4	2'17.361 P	38.780	32.133	31.700	34.748	333.3	4	2'16.355 P	37.976	31.797	31.899	34.683	331.2												
Run #	2	Front Tyre	Slick-Hard	Rear Tyre	Slick-Soft		Run #	2	Front Tyre	Slick-Hard	Rear Tyre	Slick-Soft													
		4 Laps at start		New Tyre					4 Laps at start		New Tyre														
5	2'56.304	34.391	30.762	30.566	28.247	336.4	5	3'31.442	36.367	41.175	33.962	29.346	305.0												
6	2'03.540	35.176	30.056	30.188	28.120	337.5	6	2'26.878	38.437	37.922	39.173	31.346	208.8												
7	2'20.324 P	35.131	30.257	37.155	37.781	337.5	7	2'04.100	35.122	30.309	30.395	28.274	346.1												
3rd	21	Franco MORBIDELLI					YAMAHA	ITA	6th					23	Enea BASTIANINI					DUCATI	ITA				
		Monster Energy Yamaha MotoGP							Avintia Sponsorama							Runs=2					Total laps=6	Full laps=2	Runs=1	Total laps=6	Full laps=3
Run #	1	Front Tyre	Slick-Hard	Rear Tyre	Slick-Soft		Run #	1	Front Tyre	Slick-Soft	Rear Tyre	Slick-Soft													
		New Tyre		New Tyre					New Tyre		New Tyre														
1	2'09.883	37.286	31.229	31.162	28.589	315.7	1	2'32.378	36.372	31.403	31.388	29.878	339.6												
2	2'04.142	35.214	30.253	30.413	28.262	336.4	2	2'12.438	37.646	30.737	35.524	28.531	346.1												
3	2'11.382 P	35.140	30.371	30.571	35.300	338.5	3	2'13.286 P	35.214	32.255*	31.757	34.060	326.2												
Run #	2	Front Tyre	Slick-Hard	Rear Tyre	Slick-Soft		Run #	2	Front Tyre	Slick-Soft	Rear Tyre	Slick-Soft													
		3 Laps at start		New Tyre					3 Laps at start		New Tyre														
4	6'10.094	40.406	31.479	32.702	28.745	298.3	4	4'43.991	35.528	31.593	30.969	28.585	341.7												
5	2'03.872	35.033	30.222	30.377	28.240	335.4	5	2'04.152	35.248	30.202	30.347	28.355	342.8												
6	2'39.802 P	47.465*	36.308	37.092	38.937	203.3	6	2'04.118	35.066	30.449	30.302	28.301	343.9												

Fastest Lap: Luca MARINI SKY VR46 Avintia ITA **2'03.410** 35.014 30.120 30.201 28.075

These data/results cannot be reproduced, stored and/or transmitted in whole or in part by any manner of electronic, mechanical, photocopying, recording, broadcasting or otherwise now known or herein after developed without the previous express consent by the copyright owner, except for reproduction in daily press and regular printed publications on sale to the public within 60 days of the event related to those data/results and always provided that copyright symbol appears together as follows below.
© DORNA, 2021



Qualifying Nr. 1

MotoGP

Lap	Lap Time	T1	T2	T3	T4	Speed	Lap	Lap Time	T1	T2	T3	T4	Speed		
7th	27	Iker LECUONA				KTM	SPA	11th	9	Danilo PETRUCCI				KTM	ITA
Tech 3 KTM Factory Racing							Tech 3 KTM Factory Racing								
Runs=1 Total laps=7 Full laps=2							Runs=1 Total laps=7 Full laps=3								
Run #	1	Front Tyre	Slick-Hard	Rear Tyre	Slick-Soft		Run #	1	Front Tyre	Slick-Hard	Rear Tyre	Slick-Soft			
			New Tyre	New Tyre						New Tyre	New Tyre				
1	2'32.595	36.280	31.795	34.695	33.850	341.7	1	2'33.413	34.997	31.154	31.225	47.615	334.3		
2	2'04.591 *	35.290	30.271	30.553	28.477*	335.4	2	2'12.003	35.918	30.541	36.905	28.639	335.4		
3	2'04.777	35.320	30.363	30.588	28.506	334.3	3	2'05.232	35.395	30.459	30.752	28.626	333.3		
4	2'15.341 P	37.483*	32.136	32.042	33.680	331.2	4	2'16.299 P	38.567*	31.805	31.864	34.063	330.2		
Run #	2	Front Tyre	Slick-Hard	Rear Tyre	Slick-Soft		Run #	2	Front Tyre	Slick-Hard	Rear Tyre	Slick-Soft			
			4 Laps at start	New Tyre						4 Laps at start	New Tyre				
5	3'27.562	35.399	31.708	31.401	29.622	339.6	5	3'28.979	38.821	31.807	33.327	31.793	332.3		
6	2'04.324	35.173	30.288	30.325	28.538	342.8	6	2'04.829	35.355	30.413	30.673	28.388	338.5		
7	2'19.296 *	40.813*	36.043	33.045	29.395	300.0	7	2'10.082 *	35.305*	30.365	34.072	30.340	336.4		

8th	88	Miguel OLIVEIRA				KTM	POR
Red Bull KTM Factory Racing							
Runs=1 Total laps=6 Full laps=3							
Run #	1	Front Tyre	Slick-Hard	Rear Tyre	Slick-Medium		
			New Tyre	New Tyre			
1	2'32.459	37.129	31.815	35.375	33.323	339.6	
2	2'17.146	43.464	32.381	31.983	29.318	339.6	
3	2'40.175 P	35.261	57.045	33.252	34.617	319.5	
Run #	2	Front Tyre	Slick-Hard	Rear Tyre	Slick-Soft		
			3 Laps at start	New Tyre			
4	4'54.427	36.060	31.878	31.561	29.320	338.5	
5	2'07.358	35.351	30.454	31.626	29.927	340.6	
6	2'04.392	35.208	30.383	30.395	28.406	339.6	

9th	41	Alex ESPARGARO				APRILIA	SPA
Aprilia Racing Team Gresini							
Runs=1 Total laps=5 Full laps=3							
Run #	1	Front Tyre	missing data	Rear Tyre	missing data		
		**	Laps at start	**	Laps at start		
1	2'40.020 P	36.124	30.921	48.470	33.930	338.5	
Run #	2	Front Tyre	Slick-Hard	Rear Tyre	Slick-Soft		
		**	New Tyre	**	New Tyre		
2	7'42.333	35.662	31.751	31.403	28.855	337.5	
3	2'05.513	35.594	30.634	30.833	28.452	338.5	
4	2'04.744	35.181	30.365	30.607	28.591	341.7	
5	2'04.419	35.140	30.318	30.565	28.396	345.0	

10th	46	Valentino ROSSI				YAMAHA	ITA
Petronas Yamaha SRT							
Runs=1 Total laps=6 Full laps=3							
Run #	1	Front Tyre	Slick-Hard	Rear Tyre	Slick-Soft		
			New Tyre	2 Laps at start			
1	2'33.033	34.847	31.926	35.902	31.304	337.5	
2	2'13.449	35.779	30.655	38.398	28.617	336.4	
3	2'04.699	35.380	30.448	30.502	28.369	339.6	
4	2'12.423 P	35.637*	31.967	31.616	33.203	330.2	
Run #	2	Front Tyre	Slick-Hard	Rear Tyre	Slick-Soft		
			4 Laps at start	New Tyre			
5	3'22.123	36.824	32.107	31.465	29.677	340.6	
6	2'08.181	35.447	30.346	31.581	30.807	342.8	

Fastest Lap:	Luca MARINI	SKY VR46 Avintia	ITA	2'03.410	35.014	30.120	30.201	28.075
---------------------	-------------	------------------	-----	-----------------	--------	--------	--------	--------

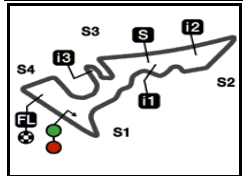
These data/results cannot be reproduced, stored and/or transmitted in whole or in part by any manner of electronic, mechanical, photocopying, recording, broadcasting or otherwise now known or herein after developed without the previous express consent by the copyright owner, except for reproduction in daily press and regular printed publications on sale to the public within 60 days of the event related to those data/results and always provided that copyright symbol appears together as follows below.
© DORNA, 2021

Official MotoGP Timing by TISSOT
www.motogp.com

Austin, Saturday, October 02, 2021

Page 2 of 2





5513 m.

RED BULL GRAND PRIX OF THE AMERICASAfter the **Qualifying Nr. 1****Event Best Maximum Speed**

<i>Rider</i>	<i>Nation Team</i>	<i>Motorcycle</i>	<i>Km/h</i>	
5 Johann ZARCO	FRA Pramac Racing	DUCATI	349.5	Free Practice Nr. 4
43 Jack MILLER	AUS Ducati Lenovo Team	DUCATI	348.3	Free Practice Nr. 3
23 Enea BASTIANINI	ITA Avintia Esponsorama	DUCATI	347.2	Free Practice Nr. 4
63 Francesco BAGNAIA	ITA Ducati Lenovo Team	DUCATI	347.2	Free Practice Nr. 4
41 Aleix ESPARGARO	SPA Aprilia Racing Team Gresini	APRILIA	346.1	Free Practice Nr. 3
89 Jorge MARTIN	SPA Pramac Racing	DUCATI	346.1	Free Practice Nr. 4
73 Alex MARQUEZ	SPA LCR Honda CASTROL	HONDA	346.1	Qualifying Nr. 1
93 Marc MARQUEZ	SPA Repsol Honda Team	HONDA	345.0	Free Practice Nr. 3
33 Brad BINDER	RSA Red Bull KTM Factory Racing	KTM	343.9	Free Practice Nr. 4
44 Po ESPARGARO	SPA Repsol Honda Team	HONDA	343.9	Free Practice Nr. 4
88 Miguel OLIVEIRA	POR Red Bull KTM Factory Racing	KTM	342.8	Free Practice Nr. 3
46 Valentino ROSSI	ITA Petronas Yamaha SRT	YAMAHA	342.8	Qualifying Nr. 1
10 Luca MARINI	ITA SKY VR46 Avintia	DUCATI	342.8	Free Practice Nr. 2
27 Iker LECUONA	SPA Tech 3 KTM Factory Racing	KTM	342.8	Qualifying Nr. 1
30 Takaaki NAKAGAMI	JPN LCR Honda IDEMITSU	HONDA	342.8	Free Practice Nr. 4
20 Fabio QUARTARARO	FRA Monster Energy Yamaha MotoGP	YAMAHA	341.7	Free Practice Nr. 2
4 Andrea DOVIZIOSO	ITA Petronas Yamaha SRT	YAMAHA	341.7	Qualifying Nr. 1
42 Alex RINS	SPA Team SUZUKI ECSTAR	SUZUKI	340.6	Free Practice Nr. 3
9 Danilo PETRUCCI	ITA Tech 3 KTM Factory Racing	KTM	340.6	Free Practice Nr. 4
36 Joan MIR	SPA Team SUZUKI ECSTAR	SUZUKI	340.6	Free Practice Nr. 2
21 Franco MORBIDELLI	ITA Monster Energy Yamaha MotoGP	YAMAHA	338.5	Qualifying Nr. 1

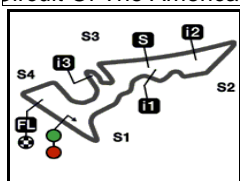
These data/results cannot be reproduced, stored and/or transmitted in whole or in part by any manner of electronic, mechanical, photocopying, recording, broadcasting or otherwise now known or herein after developed without the previous express consent by the copyright owner, except for reproduction in daily press and regular printed publications on sale to the public within 60 days of the event related to those data/results and always provided that copyright symbol appears together as follows below.

© DORNA, 2021

Official MotoGP Timing by TISSOT
www.motogp.com

Austin, Saturday, October 02, 2021





5513 m.

RED BULL GRAND PRIX OF THE AMERICAS

Qualifying Nr. 1

Best Partial Times

MotoGP™

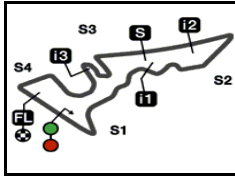
IT Ideal Lap Time, sum of the best partial times*BT* Best Lap Time

T1		T2		T3		T4				<i>IT</i>	<i>BT</i>	
<i>Pos</i>	<i>Rider</i>	<i>Time</i>	<i>Rider</i>	<i>Time</i>	<i>Rider</i>	<i>Time</i>	<i>Rider</i>	<i>Time</i>	<i>Pos</i>	<i>Rider</i>	<i>IT</i>	<i>BT</i>
1	A.DOVIOSIO	34.965	J.MIR	30.056	J.MIR	30.188	L.MARINI	28.075	1	L.MARINI	2'03.410	2'03.410 (1)
2	L.MARINI	35.014	L.MARINI	30.120	L.MARINI	30.201	J.MIR	28.120	2	J.MIR	2'03.495	2'03.540 (2)
3	F.MORBIDELLI	35.033	E.BASTIANINI	30.202	E.BASTIANINI	30.302	F.MORBIDELLI	28.240	3	E.BASTIANINI	2'03.871	2'04.118 (6)
4	E.BASTIANINI	35.066	A.DOVIOSIO	30.211	I.LECUONA	30.325	A.MARQUEZ	28.274	4	F.MORBIDELLI	2'03.872	2'03.872 (3)
5	A.MARQUEZ	35.122	F.MORBIDELLI	30.222	A.MARQUEZ	30.372	E.BASTIANINI	28.301	5	A.MARQUEZ	2'04.003	2'04.100 (5)
6	J.MIR	35.131	A.MARQUEZ	30.235	F.MORBIDELLI	30.377	A.DOVIOSIO	28.342	6	A.DOVIOSIO	2'04.044	2'04.044 (4)
7	A.ESPARGARO	35.140	I.LECUONA	30.271	M.OLIVEIRA	30.395	V.ROSSI	28.369	7	I.LECUONA	2'04.275	2'04.324 (7)
8	I.LECUONA	35.173	A.ESPARGARO	30.318	V.ROSSI	30.502	D.PETRUCCI	28.388	8	M.OLIVEIRA	2'04.392	2'04.392 (8)
9	M.OLIVEIRA	35.208	V.ROSSI	30.346	A.DOVIOSIO	30.526	A.ESPARGARO	28.396	9	A.ESPARGAR	2'04.419	2'04.419 (9)
10	D.PETRUCCI	35.355	D.PETRUCCI	30.365	A.ESPARGARO	30.565	M.OLIVEIRA	28.406	10	V.ROSSI	2'04.597	2'04.699 (10)
11	V.ROSSI	35.380	M.OLIVEIRA	30.383	D.PETRUCCI	30.673	I.LECUONA	28.506	11	D.PETRUCCI	2'04.781	2'04.829 (11)

These data/results cannot be reproduced, stored and/or transmitted in whole or in part by any manner of electronic, mechanical, photocopying, recording, broadcasting or otherwise now known or herein after developed without the previous express consent by the copyright owner, except for reproduction in daily press and regular printed publications on sale to the public within 60 days of the event related to those data/results and always provided that copyright symbol appears together as follows below.
© DORNA, 2021

Official MotoGP Timing by TISSOT
www.motogp.com






5513 m.

RED BULL GRAND PRIX OF THE AMERICAS

Qualifying Nr. 1

Fastest Laps Sequence

<i>Practice Time</i>	 <i>Rider</i>	<i>Nation</i>	<i>Motorcycle</i>	<i>Time</i>	<i>Km/h</i>	<i>Rider's Lap</i>
4'12.447	36 Joan MIR	SPA	SUZUKI	2'03.902	160.1	2
6'16.319	36 Joan MIR	SPA	SUZUKI	2'03.872	160.2	3
13'33.524	36 Joan MIR	SPA	SUZUKI	2'03.540	160.6	6
14'42.196	10 Luca MARINI	ITA	DUCATI	2'03.410	160.8	6

These data/results cannot be reproduced, stored and/or transmitted in whole or in part by any manner of electronic, mechanical, photocopying, recording, broadcasting or otherwise now known or herein after developed without the previous express consent by the copyright owner, except for reproduction in daily press and regular printed publications on sale to the public within 60 days of the event related to those data/results and always provided that copyright symbol appears together as follows below.

© DORNA, 2021

Official MotoGP Timing by **TISSOT**
www.motogp.com

Austin, Saturday, October 02, 2021

