

5513 m.

## RED BULL GRAND PRIX OF THE AMERICAS

## Qualifying Results



	Rider	Nation	Team	Motorcycle	Time	Lap	Total	Gap	Top Speed
1	63 Francesco BAGNAIA	ITA	Ducati Lenovo Team	DUCATI	Q2 2'02.781	6	7		343.9
2	20 Fabio QUARTARARO	FRA	Monster Energy Yamaha MotoGP	YAMAHA	Q2 2'03.129	6	7	0.348 0.348	341.7
3	93 Marc MARQUEZ	SPA	Repsol Honda Team	HONDA	Q2 2'03.209	3	6	0.428 0.080	341.7
4	89 Jorge MARTIN	SPA	Pramac Racing	DUCATI	Q2 2'03.278	2	6	0.497 0.069	346.1
5	30 Takaaki NAKAGAMI	JPN	LCR Honda IDEMITSU	HONDA	Q2 2'03.292	6	6	0.511 0.014	342.8
6	5 Johann ZARCO	FRA	Pramac Racing	DUCATI	Q2 2'03.379	3	7	0.598 0.087	349.5
7	42 Alex RINS	SPA	Team SUZUKI ECSTAR	SUZUKI	Q2 2'03.453	6	7	0.672 0.074	340.6
8	36 Joan MIR	SPA	Team SUZUKI ECSTAR	SUZUKI	Q2 2'03.528	3	6	0.747 0.075	337.5
9	10 Luca MARINI	ITA	SKY VR46 Avintia	DUCATI	Q2 2'03.546	2	3	0.765 0.018	340.6
10	43 Jack MILLER	AUS	Ducati Lenovo Team	DUCATI	Q2 2'03.720	2	6	0.939 0.174	341.7
11	33 Brad BINDER	RSA	Red Bull KTM Factory Racing	KTM	Q2 2'03.781	6	6	1.000 0.061	342.8
12	44 Pol ESPARGARO	SPA	Repsol Honda Team	HONDA	Q2 2'03.875	3	6	1.094 0.094	345.0
13	21 Franco MORBIDELLI	ITA	Monster Energy Yamaha MotoGP	YAMAHA	Q1 2'03.872	5	6 (*)	0.462	338.5
14	4 Andrea DOVIZIOSO	ITA	Petronas Yamaha SRT	YAMAHA	Q1 2'04.044	7	7 (*)	0.634 0.172	341.7
15	73 Alex MARQUEZ	SPA	LCR Honda CASTROL	HONDA	Q1 2'04.100	7	7 (*)	0.690 0.056	346.1
16	23 Enea BASTIANINI	ITA	Avintia Esponsorama	DUCATI	Q1 2'04.118	6	6 (*)	0.708 0.018	346.1
17	27 Iker LECUONA	SPA	Tech 3 KTM Factory Racing	KTM	Q1 2'04.324	6	7 (*)	0.914 0.206	342.8
18	88 Miguel OLIVEIRA	POR	Red Bull KTM Factory Racing	KTM	Q1 2'04.392	6	6 (*)	0.982 0.068	340.6
19	41 Aleix ESPARGARO	SPA	Aprilia Racing Team Gresini	APRILIA	Q1 2'04.419	5	5 (*)	1.009 0.027	345.0
20	46 Valentino ROSSI	ITA	Petronas Yamaha SRT	YAMAHA	Q1 2'04.699	3	6 (*)	1.289 0.280	342.8
21	9 Danilo PETRUCCI	ITA	Tech 3 KTM Factory Racing	KTM	Q1 2'04.829	6	7 (*)	1.419 0.130	338.5

\* Gap with the fastest rider in the Q1 session.

<b>Pole Position:</b>		<b>Francesco BAGNAIA</b>	<b>2'02.781</b>	161.6 Km/h
<b>Q1 Best Lap:</b>	Lap 6	<b>Luca MARINI</b>	<b>(*) 2'03.410</b>	160.8 Km/h
<b>Best Race Lap:</b>	2014	<b>Marc MARQUEZ</b>	<b>2'03.575</b>	160.6 Km/h
<b>All Time Lap Record:</b>	2015	<b>Marc MARQUEZ</b>	<b>2'02.135</b>	162.4 Km/h

The results are provisional until the end of the limit for protest and appeals.

Time limit for protest expires 60' after publication of the results - ..... Time: .....

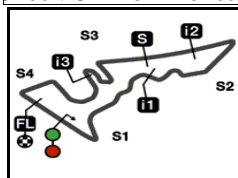
These data/results cannot be reproduced, stored and/or transmitted in whole or in part by any manner of electronic, mechanical, photocopying, recording, broadcasting or otherwise now known or herein after developed without the previous express consent by the copyright owner, except for reproduction in daily press and regular printed publications on sale to the public within 60 days of the event related to those data/results and always provided that copyright symbol appears together as follows below.

© DORNA, 2021

Official MotoGP Timing by TISSOT  
www.motogp.com

Austin, Saturday, October 02, 2021





5513 m.

## RED BULL GRAND PRIX OF THE AMERICAS

### Qualifying Nr. 2

### Classification

**20**

	Rider	Nation	Team	Motorcycle	Time	Lap	Total	Gap	Top Speed
1	63 <b>Francesco BAGNAIA</b>	ITA	Ducati Lenovo Team	DUCATI	<b>2'02.781</b>	6	7		<b>343.9</b>
2	20 <b>Fabio QUARTARARO</b>	FRA	Monster Energy Yamaha MotoGP	YAMAHA	<b>2'03.129</b>	6	7	0.348 0.348	<b>341.7</b>
3	93 <b>Marc MARQUEZ</b>	SPA	Repsol Honda Team	HONDA	<b>2'03.209</b>	3	6	0.428 0.080	<b>341.7</b>
4	89 <b>Jorge MARTIN</b>	SPA	Pramac Racing	DUCATI	<b>2'03.278</b>	2	6	0.497 0.069	<b>346.1</b>
5	30 <b>Takaaki NAKAGAMI</b>	JPN	LCR Honda IDEMITSU	HONDA	<b>2'03.292</b>	6	6	0.511 0.014	<b>342.8</b>
6	5 <b>Johann ZARCO</b>	FRA	Pramac Racing	DUCATI	<b>2'03.379</b>	3	7	0.598 0.087	<b>349.5</b>
7	42 <b>Alex RINS</b>	SPA	Team SUZUKI ECSTAR	SUZUKI	<b>2'03.453</b>	6	7	0.672 0.074	<b>340.6</b>
8	36 <b>Joan MIR</b>	SPA	Team SUZUKI ECSTAR	SUZUKI	<b>2'03.528</b>	3	6	0.747 0.075	<b>337.5</b>
9	10 <b>Luca MARINI</b>	ITA	SKY VR46 Avintia	DUCATI	<b>2'03.546</b>	2	3	0.765 0.018	<b>340.6</b>
10	43 <b>Jack MILLER</b>	AUS	Ducati Lenovo Team	DUCATI	<b>2'03.720</b>	2	6	0.939 0.174	<b>341.7</b>
11	33 <b>Brad BINDER</b>	RSA	Red Bull KTM Factory Racing	KTM	<b>2'03.781</b>	6	6	1.000 0.061	<b>342.8</b>
12	44 <b>Poi ESPARGARO</b>	SPA	Repsol Honda Team	HONDA	<b>2'03.875</b>	3	6	1.094 0.094	<b>345.0</b>

**Practice condition: Dry****Air: 31°****Humidity: 54%****Ground: 41°**

<b>Fastest Lap:</b>	Lap: 6	<b>Francesco BAGNAIA</b>	<b>2'02.781</b>	161.6 Km/h
<b>Best Race Lap:</b>	2014	<b>Marc MARQUEZ</b>	<b>2'03.575</b>	160.6 Km/h
<b>All Time Lap Record:</b>	2015	<b>Marc MARQUEZ</b>	<b>2'02.135</b>	162.4 Km/h

The results are provisional until the end of the limit for protest and appeals.

Time limit for protest expires 30' after publication of the results - ..... Time: .....

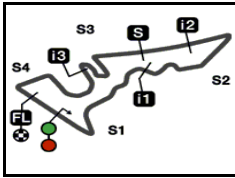
These data/results cannot be reproduced, stored and/or transmitted in whole or in part by any manner of electronic, mechanical, photocopying, recording, broadcasting or otherwise now known or herein after developed without the previous express consent by the copyright owner, except for reproduction in daily press and regular printed publications on sale to the public within 60 days of the event related to those data/results and always provided that copyright symbol appears together as follows below.

© DORNA, 2021

Official MotoGP Timing by **TISSOT**  
www.motogp.com

**Austin, Saturday, October 02, 2021**





5513 m.

## RED BULL GRAND PRIX OF THE AMERICAS

## Qualifying Nr. 2

## Top Speed &amp; Average

21



Rider	Nation	Motorcycle	Top 5 speeds					Average	Top
5 <b>Johann ZARCO</b>	<b>FRA</b>	DUCATI	349.5	348.3	345.0	345.0	343.9	346.3	<b>349.5</b>
89 <b>Jorge MARTIN</b>	<b>SPA</b>	DUCATI	346.1	346.1	342.8	338.5	336.4	342.0	<b>346.1</b>
44 <b>Po EspARGARO</b>	<b>SPA</b>	HONDA	345.0	343.9	342.8	342.8	340.6	343.0	<b>345.0</b>
63 <b>Francesco BAGNAIA</b>	<b>ITA</b>	DUCATI	343.9	342.8	341.7	341.7	341.7	342.3	<b>343.9</b>
30 <b>Takaaki NAKAGAMI</b>	<b>JPN</b>	HONDA	342.8	341.7	341.7	339.6	338.5	340.9	<b>342.8</b>
33 <b>Brad BINDER</b>	<b>RSA</b>	KTM	342.8	341.7	339.6	339.6	339.6	340.7	<b>342.8</b>
20 <b>Fabio QUARTARARO</b>	<b>FRA</b>	YAMAHA	341.7	340.6	339.6	339.6	339.6	340.2	<b>341.7</b>
43 <b>Jack MILLER</b>	<b>AUS</b>	DUCATI	341.7	341.7	341.7	340.6	340.6	341.3	<b>341.7</b>
93 <b>Marc MARQUEZ</b>	<b>SPA</b>	HONDA	341.7	340.6	340.6	338.5	337.5	339.8	<b>341.7</b>
10 <b>Luca MARINI</b>	<b>ITA</b>	DUCATI	340.6	338.5	336.4			338.5	<b>340.6</b>
42 <b>Alex RINS</b>	<b>SPA</b>	SUZUKI	340.6	339.6	338.5	335.4	335.4	337.9	<b>340.6</b>
36 <b>Joan MIR</b>	<b>SPA</b>	SUZUKI	337.5	336.4	336.4	336.4	335.4	336.4	<b>337.5</b>

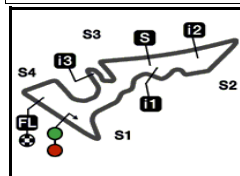
These data/results cannot be reproduced, stored and/or transmitted in whole or in part by any manner of electronic, mechanical, photocopying, recording, broadcasting or otherwise now known or herein after developed without the previous express consent by the copyright owner, except for reproduction in daily press and regular printed publications on sale to the public within 60 days of the event related to those data/results and always provided that copyright symbol appears together as follows below.

© DORNA, 2021

Official MotoGP Timing by TISSOT  
www.motogp.com



Austin, Saturday, October 02, 2021



5513 m.

## RED BULL GRAND PRIX OF THE AMERICAS

## Qualifying Nr. 2

## Chronological Analysis of Performances

22

\* Lap / Sector time cancelled

T1 Time from finish line to 1st intermediate

T3 Time from 2nd intermed. to 3rd intermed.

P Crossing the finish line in pit lane

T2 Time from 1st intermed. to 2nd intermed.

T4 Time from 3rd intermediate to finish line

\*\* Tyre data subject to further updates

Lap	Lap Time	T1	T2	T3	T4	Speed	Lap	Lap Time	T1	T2	T3	T4	Speed		
<b>1st</b>	<b>63</b>	<b>Francesco BAGNAIA</b> DUCATI ITA Ducati Lenovo Team						<b>4th</b>	<b>89</b>	<b>Jorge MARTIN</b> DUCATI SPA Pramac Racing					

Run #	1	Front Tyre	Slick-Hard	Rear Tyre	Slick-Soft	Speed
		New Tyre		New Tyre		
1	2'52.449	35.749	31.360	33.584	28.933	341.7
2	<b>2'03.698</b>	34.956	30.103	30.375	28.264	<b>343.9</b>
3	<b>2'03.490</b>	34.923	30.066	30.320	28.181	342.8
4	2'14.515 P	37.147*	31.732	31.598	34.038	341.7
Run #	2	Front Tyre	Slick-Hard	Rear Tyre	Slick-Soft	Speed
		4 Laps at start		New Tyre		
5	3'11.445	34.919	31.109	30.733	28.341	341.7
6	<b>2'02.781</b>	<b>34.686</b>	<b>29.893</b>	<b>30.106</b>	<b>28.096</b>	341.7
7	2'23.053 *	49.129*	31.787	31.764	30.373	340.6

<b>2nd</b>	<b>20</b>	<b>Fabio QUARTARARO</b> YAMAHA FRA Monster Energy Yamaha MotoGP			
------------	-----------	--	--	--	--

Run #	1	Front Tyre	Slick-Hard	Rear Tyre	Slick-Soft	Speed
		**	New Tyre	**	New Tyre	
1	3'02.194	36.815	32.027	31.389	28.985	338.5
2	<b>2'04.307</b>	35.292	30.568	30.189	28.258	339.6
3	<b>2'03.393</b>	34.919	30.122	30.179	28.173	340.6
4	2'14.062 P	36.914*	31.423	31.920	33.805	338.5
Run #	2	Front Tyre	missing data	Rear Tyre	missing data	Speed
		**	Laps at start	**	Laps at start	
5	3'05.133	35.161	30.891	30.869	28.343	339.6
6	<b>2'03.129</b>	34.817	<b>30.073</b>	<b>30.148</b>	<b>28.091</b>	<b>341.7</b>
7	<b>2'03.151</b>	<b>34.680</b>	30.149	30.171	28.151	339.6

<b>3rd</b>	<b>93</b>	<b>Marc MARQUEZ</b> HONDA SPA Repsol Honda Team			
------------	-----------	--	--	--	--

Run #	1	Front Tyre	Slick-Hard	Rear Tyre	Slick-Soft	Speed
		New Tyre		New Tyre		
1	2'46.643	35.876	31.956	30.866	28.981	338.5
2	<b>2'03.608</b>	35.054	<b>29.960</b>	30.310	28.284	340.6
3	<b>2'03.209</b>	34.902	29.972	<b>30.220</b>	<b>28.115</b>	<b>341.7</b>
4	2'16.397 P	38.099*	31.696	31.552	35.050	336.4
Run #	2	Front Tyre	Slick-Hard	Rear Tyre	Slick-Soft	Speed
		4 Laps at start		New Tyre		
5	3'52.443	34.726	38.924	38.033	34.595	337.5
6	<b>2'04.208</b>	<b>34.900</b>	30.787	30.369	28.152	340.6

Run #	1	Front Tyre	Slick-Soft	Rear Tyre	Slick-Soft	Speed
		New Tyre		New Tyre		
1	2'47.095	37.185	39.237	41.365	28.709	109.2
2	<b>2'03.278</b>	<b>34.779</b>	<b>30.010</b>	<b>30.444</b>	28.045	342.8
3	<b>2'03.472</b>	34.915	30.079	30.465	<b>28.013</b>	<b>346.1</b>
4	2'15.672 P	37.106	31.143	31.369	36.054	338.5
Run #	2	Front Tyre	Slick-Soft	Rear Tyre	Slick-Soft	Speed
		4 Laps at start		New Tyre		
5	5'24.791	43.458	31.916	42.417	28.206	336.4
6	<b>2'07.640</b>	38.476	30.128	30.883	28.153	346.1

<b>5th</b>	<b>30</b>	<b>Takaaki NAKAGAMI</b> HONDA JPN LCR Honda IDEMITSU			
------------	-----------	---	--	--	--

Run #	1	Front Tyre	Slick-Soft	Rear Tyre	Slick-Soft	Speed
		New Tyre		New Tyre		
1	3'03.666	37.547	39.281	57.887	29.913	78.6
2	<b>2'04.067</b>	35.177	30.192	30.646	<b>28.052</b>	341.7
3	<b>2'03.299</b>	<b>34.791</b>	30.211	30.231	28.066	<b>342.8</b>
4	2'15.608 P	38.544	31.440	31.533	34.091	339.6
Run #	2	Front Tyre	Slick-Soft	Rear Tyre	Slick-Soft	Speed
		4 Laps at start		New Tyre		
5	3'42.085	37.985	35.206	44.599	29.612	338.5
6	<b>2'03.292</b>	34.903	<b>30.143</b>	<b>30.155</b>	28.091	341.7

<b>6th</b>	<b>5</b>	<b>Johann ZARCO</b> DUCATI FRA Pramac Racing			
------------	----------	---	--	--	--

Run #	1	Front Tyre	Slick-Hard	Rear Tyre	Slick-Soft	Speed
		New Tyre		New Tyre		
1	2'54.567	38.054	42.180	31.760	28.740	340.6
2	<b>2'03.644</b>	35.085	30.143	<b>30.289</b>	<b>28.127</b>	348.3
3	<b>2'03.379</b>	<b>34.710</b>	<b>30.047</b>	30.387	28.235	<b>349.5</b>
4	2'15.760 P	38.454*	31.667	31.170	34.469	343.9
Run #	2	Front Tyre	Slick-Hard	Rear Tyre	Slick-Soft	Speed
		4 Laps at start		New Tyre		
5	3'14.832	32.336	30.915	30.684	28.239	345.0
6	<b>2'05.173</b>	34.871	30.097	31.544	28.661	345.0
7	<b>2'03.968</b>	35.068	30.161	30.524	28.215	342.8

**Fastest Lap:** Francesco BAGNAIA Ducati Lenovo Team ITA **2'02.781** 34.686 29.893 30.106 28.096

These data/results cannot be reproduced, stored and/or transmitted in whole or in part by any manner of electronic, mechanical, photocopying, recording, broadcasting or otherwise now known or herein after developed without the previous express consent by the copyright owner, except for reproduction in daily press and regular printed publications on sale to the public within 60 days of the event related to those data/results and always provided that copyright symbol appears together as follows below.

© DORNA, 2021



# Qualifying Nr. 2

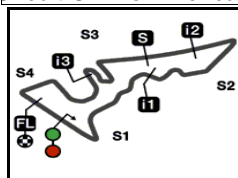
MotoGP

Lap	Lap Time	T1	T2	T3	T4	Speed	Lap	Lap Time	T1	T2	T3	T4	Speed	
<b>7th</b>	<b>42</b>	<b>Alex RINS</b>				SUZUKI	SPA	1	2'48.685	38.063	42.333	40.372	28.648	93.1
Team SUZUKI ECSTAR							2	<b>2'04.416</b>	35.306	30.240	30.612	28.258	341.7	
							3	<b>2'04.427</b>	35.247	30.260	30.580	28.340	339.6	
							4	2'14.684 P	37.595	30.913	31.583	34.593	339.6	
Run #	1	Front Tyre	Slick-Soft	Rear Tyre	Slick-Soft		Run #	2	Front Tyre	Slick-Hard	Rear Tyre	Slick-Soft		
							4 Laps at start							
							New Tyre							
1	2'45.453	35.601	31.601	31.263	28.762	333.3	5	3'51.567 *	37.072	39.803*	43.297	29.614	339.6	
2	<b>2'04.046</b>	35.094	30.177	30.438	28.337	335.4	6	<b>2'03.781</b>	<b>34.933</b>	<b>30.185</b>	<b>30.421</b>	<b>28.242</b>	<b>342.8</b>	
3	<b>2'03.762</b>	34.989	30.154	30.360	28.259	335.4								
4	2'16.803 P	38.564*	31.697	31.634	34.908	339.6								
Run #	2	Front Tyre	Slick-Soft	Rear Tyre	Slick-Soft									
							4 Laps at start							
							New Tyre							
5	3'19.712	38.843	34.050	31.483	28.385	320.4								
6	<b>2'03.453</b>	34.910	30.156	<b>30.236</b>	<b>28.151</b>	<b>340.6</b>								
7	<b>2'03.578</b>	<b>34.793</b>	<b>30.144</b>	30.317	28.324	338.5								
<b>8th</b>	<b>36</b>	<b>Joan MIR</b>				SUZUKI	SPA							
Team SUZUKI ECSTAR														
Run #	1	Front Tyre	Slick-Hard	Rear Tyre	Slick-Soft									
							4 Laps at start							
							New Tyre							
1	3'20.218	35.451	30.876	30.705	28.370	334.3								
2	2'04.483 *	35.167	30.277*	30.583	28.456	335.4								
3	<b>2'03.528</b>	<b>35.008</b>	<b>30.137</b>	<b>30.245</b>	<b>28.138</b>	<b>336.4</b>								
4	2'24.749 P	35.014	30.212	43.470	36.053	<b>337.5</b>								
Run #	2	Front Tyre	Slick-Hard	Rear Tyre	Slick-Medium									
							4 Laps at start							
							New Tyre							
5	4'43.815	36.908	31.865	43.460	28.471	336.4								
6	<b>2'04.961</b>	35.478	30.296	30.937	28.250	336.4								
<b>9th</b>	<b>10</b>	<b>Luca MARINI</b>				DUCATI	ITA							
SKY VR46 Avintia														
Run #	1	Front Tyre	Slick-Hard	Rear Tyre	Slick-Soft									
							4 Laps at start							
							New Tyre							
1	12'26.359	34.537	31.117	30.809	28.301	338.5								
2	<b>2'03.546</b>	<b>34.957</b>	30.290	<b>30.175</b>	<b>28.124</b>	<b>340.6</b>								
3	<b>2'03.587</b>	34.996	<b>30.163</b>	30.287	28.141	336.4								
<b>10th</b>	<b>43</b>	<b>Jack MILLER</b>				DUCATI	AUS							
Ducati Lenovo Team														
Run #	1	Front Tyre	Slick-Soft	Rear Tyre	Slick-Soft									
							4 Laps at start							
							New Tyre							
1	3'07.463	35.335	31.721	31.216	28.949	339.6								
2	<b>2'03.720</b>	35.024	<b>30.217</b>	30.357	<b>28.122</b>	<b>341.7</b>								
3	2'03.662 *	<b>34.878</b>	30.350*	<b>30.159</b>	28.275	341.7								
4	2'18.463 P	38.444*	32.659	32.078	35.282	340.6								
Run #	2	Front Tyre	Slick-Soft	Rear Tyre	Slick-Soft									
							4 Laps at start							
							New Tyre							
5	3'27.814 *	34.995	39.003*	41.788	29.942	340.6								
6	<b>2'04.725</b>	35.100	31.092	30.283	28.250	341.7								
<b>11th</b>	<b>33</b>	<b>Brad BINDER</b>				KTM	RSA							
Red Bull KTM Factory Racing														
Run #	1	Front Tyre	Slick-Hard	Rear Tyre	Slick-Soft									
							4 Laps at start							
							New Tyre							

**Fastest Lap:** Francesco BAGNAIA      Ducati Lenovo Team      ITA      **2'02.781**      34.686      29.893      30.106      28.096

These data/results cannot be reproduced, stored and/or transmitted in whole or in part by any manner of electronic, mechanical, photocopying, recording, broadcasting or otherwise now known or herein after developed without the previous express consent by the copyright owner, except for reproduction in daily press and regular printed publications on sale to the public within 60 days of the event related to those data/results and always provided that copyright symbol appears together as follows below.  
© DORNA, 2021





5513 m.

# RED BULL GRAND PRIX OF THE AMERICAS

## Provisional Starting Grid

Race : 20 laps = 110.26 km

23

1

**3**  
2'03.209  
**93 Marc MARQUEZ**  
Honda

**2**  
2'03.129  
**20 Fabio QUARTARARO**  
Yamaha

**1**  
2'02.781  
**63 Francesco BAGNAIA**  
Ducati

2

**6**  
2'03.379  
**5 Johann ZARCO**  
Ducati

**5**  
2'03.292  
**30 Takaaki NAKAGAMI**  
Honda

**4**  
2'03.278  
**89 Jorge MARTIN**  
Ducati

3

**9**  
2'03.546  
**10 Luca MARINI**  
Ducati

**8**  
2'03.528  
**36 Joan MIR**  
Suzuki

**7**  
2'03.453  
**42 Alex RINS**  
Suzuki

4

**12**  
2'03.875  
**44 Pol ESPARGARO**  
Honda

**11**  
2'03.781  
**33 Brad BINDER**  
KTM

**10**  
2'03.720  
**43 Jack MILLER**  
Ducati

5

**15**  
2'04.100  
**73 Alex MARQUEZ**  
Honda

**14**  
2'04.044  
**4 Andrea DOVIZIOSO**  
Yamaha

**13**  
2'03.872  
**21 Franco MORBIDELLI**  
Yamaha

6

**18**  
2'04.392  
**88 Miguel OLIVEIRA**  
KTM

**17**  
2'04.324  
**27 Iker LECUONA**  
KTM

**16**  
2'04.118  
**23 Enea BASTIANINI**  
Ducati

7

**21**  
2'04.829  
**9 Danilo PETRUCCI**  
KTM

**20**  
2'04.699  
**46 Valentino ROSSI**  
Yamaha

**19**  
2'04.419  
**41 Aleix ESPARGARO**  
Aprilia

The results are provisional until the end of the limit for protest and appeals and until the ratification of the Event Management Committee.

Time limit for protest expires 60' at the latest after publication of the results - ..... Time: .....

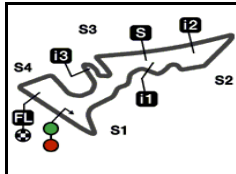
These data/results cannot be reproduced, stored and/or transmitted in whole or in part by any manner of electronic, mechanical, photocopying, recording, broadcasting or otherwise now known or herein after developed without the previous express consent by the copyright owner, except for reproduction in daily press and regular printed publications on sale to the public within 60 days of the event related to those data/results and always provided that copyright symbol appears together as follows below.

© DORNA, 2021

Official MotoGP Timing by TISSOT  
www.motogp.com

Austin, Saturday, October 02, 2021





5513 m.

## RED BULL GRAND PRIX OF THE AMERICAS

MotoGP™

## BMW M Award - Best Qualifier MotoGP 2021

24

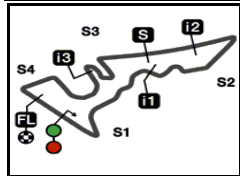
Rider	Nation	Points	QAT	DOH	POR	SPA	FRA	ITA	CAT	GER	NED	STY	AUT	GBR	ARA	RSM	AME	EMI	ALR	VAL
1 <b>QUARTARARO Fabio</b>	FRA	<b>300</b>	20	11	25	25	25	25	25	20	20	16	20	16	16	16	20			
2 <b>BAGNAIA Francesco</b>	ITA	<b>233</b>	25	10	5	13	-	20	7	6	16	20	16	20	25	25	25			
3 <b>MILLER Jack</b>	AUS	<b>199</b>	11	13	13	16	16	11	20	13	8	13	10	9	20	20	6			
4 <b>ZARCO Johann</b>	FRA	<b>192</b>	10	20	16	10	11	16	16	25	11	10	13	7	6	11	10			
5 <b>MARTIN Jorge</b>	SPA	<b>139</b>	2	25	-	-	-	-	1	9	2	25	25	13	11	13	13			
6 <b>ESPARGARO Aleix</b>	SPA	<b>127</b>	8	9	9	8	3	13	9	16	7	9	8	10	10	8	-			
7 <b>VIÑALES Maverick</b>	SPA	<b>116</b>	16	16	4	9	20	3	10	-	25	7	-	-	-	6	-			
8 <b>MARQUEZ Marc</b>	SPA	<b>110</b>	-	-	10	3	10	5	3	11	-	8	11	11	13	9	16			
9 <b>ESPARGARO Pol</b>	SPA	<b>95</b>	4	2	2	4	8	4	4	8	5	2	5	25	8	10	4			
10 <b>MIR Joan</b>	SPA	<b>94</b>	6	7	7	6	2	7	6	-	6	11	9	5	9	5	8			
11 <b>RINS Alex</b>	SPA	<b>93</b>	7	8	20	7	1	8	-	5	9	3	3	6	-	7	9			
12 <b>MORBIDELLI Franco</b>	ITA	<b>80</b>	9	6	11	20	13	6	11	-	-	-	-	-	-	1	3			
13 <b>NAKAGAMI Takaaki</b>	JPN	<b>79</b>	5	1	-	11	9	1	2	7	13	6	4	1	5	3	11			
14 <b>OLIVEIRA Miguel</b>	POR	<b>72</b>	1	5	6	1	6	9	13	10	10	4	7	-	-	-	-			
15 <b>BINDER Brad</b>	RSA	<b>47</b>	-	-	1	5	-	10	8	3	-	1	6	4	4	-	5			
16 <b>ROSSI Valentino</b>	ITA	<b>37</b>	13	-	-	-	7	-	5	-	4	-	-	8	-	-	-			
17 <b>MARINI Luca</b>	ITA	<b>29</b>	-	4	8	-	4	-	-	2	-	-	-	2	-	2	7			
18 <b>BASTIANINI Enea</b>	ITA	<b>23</b>	3	-	-	2	-	2	-	1	-	-	1	3	7	4	-			
19 <b>MARQUEZ Alex</b>	SPA	<b>20</b>	-	3	3	-	-	-	-	4	-	5	2	-	2	-	1			
20 <b>SAVADORI Lorenzo</b>	ITA	<b>6</b>	-	-	-	-	5	-	-	-	1	-	-	-	-	-	-			
21 <b>LECUONA Iker</b>	SPA	<b>6</b>	-	-	-	-	-	-	-	-	3	-	-	-	3	-	-			
22 <b>DOVIZIOSO Andrea</b>	ITA	<b>2</b>	-	-	-	-	-	-	-	-	-	-	-	-	-	-	2			
23 <b>CRUTCHLOW Cal</b>	GBR	<b>1</b>	-	-	-	-	-	-	-	-	-	-	-	-	1	-	-			

These data/results cannot be reproduced, stored and/or transmitted in whole or in part by any manner of electronic, mechanical, photocopying, recording, broadcasting or otherwise now known or herein after developed without the previous express consent by the copyright owner, except for reproduction in daily press and regular printed publications on sale to the public within 60 days of the event related to those data/results and always provided that copyright symbol appears together as follows below.  
© DORNA, 2021

Official MotoGP Timing by **TISSOT**  
www.motogp.com



Austin, Saturday, October 02, 2021



5513 m.

**RED BULL GRAND PRIX OF THE AMERICAS**After the **Qualifying Nr. 2****Event Best Maximum Speed**

<i>Rider</i>	<i>Nation Team</i>	<i>Motorcycle</i>	<i>Km/h</i>	
5 <b>Johann ZARCO</b>	FRA Pramac Racing	DUCATI	<b>349.5</b>	Qualifying Nr. 2
43 <b>Jack MILLER</b>	AUS Ducati Lenovo Team	DUCATI	<b>348.3</b>	Free Practice Nr. 3
23 <b>Enea BASTIANINI</b>	ITA Avintia Esponsorama	DUCATI	<b>347.2</b>	Free Practice Nr. 4
63 <b>Francesco BAGNAIA</b>	ITA Ducati Lenovo Team	DUCATI	<b>347.2</b>	Free Practice Nr. 4
41 <b>Aleix ESPARGARO</b>	SPA Aprilia Racing Team Gresini	APRILIA	<b>346.1</b>	Free Practice Nr. 3
89 <b>Jorge MARTIN</b>	SPA Pramac Racing	DUCATI	<b>346.1</b>	Qualifying Nr. 2
73 <b>Alex MARQUEZ</b>	SPA LCR Honda CASTROL	HONDA	<b>346.1</b>	Qualifying Nr. 1
44 <b>Poi ESPARGARO</b>	SPA Repsol Honda Team	HONDA	<b>345.0</b>	Qualifying Nr. 2
93 <b>Marc MARQUEZ</b>	SPA Repsol Honda Team	HONDA	<b>345.0</b>	Free Practice Nr. 3
33 <b>Brad BINDER</b>	RSA Red Bull KTM Factory Racing	KTM	<b>343.9</b>	Free Practice Nr. 4
88 <b>Miguel OLIVEIRA</b>	POR Red Bull KTM Factory Racing	KTM	<b>342.8</b>	Free Practice Nr. 3
46 <b>Valentino ROSSI</b>	ITA Petronas Yamaha SRT	YAMAHA	<b>342.8</b>	Qualifying Nr. 1
10 <b>Luca MARINI</b>	ITA SKY VR46 Avintia	DUCATI	<b>342.8</b>	Free Practice Nr. 2
27 <b>Iker LECUONA</b>	SPA Tech 3 KTM Factory Racing	KTM	<b>342.8</b>	Qualifying Nr. 1
30 <b>Takaaki NAKAGAMI</b>	JPN LCR Honda IDEMITSU	HONDA	<b>342.8</b>	Qualifying Nr. 2
20 <b>Fabio QUARTARARO</b>	FRA Monster Energy Yamaha MotoGP	YAMAHA	<b>341.7</b>	Qualifying Nr. 2
4 <b>Andrea DOVIZIOSO</b>	ITA Petronas Yamaha SRT	YAMAHA	<b>341.7</b>	Qualifying Nr. 1
42 <b>Alex RINS</b>	SPA Team SUZUKI ECSTAR	SUZUKI	<b>340.6</b>	Qualifying Nr. 2
9 <b>Danilo PETRUCCI</b>	ITA Tech 3 KTM Factory Racing	KTM	<b>340.6</b>	Free Practice Nr. 4
36 <b>Joan MIR</b>	SPA Team SUZUKI ECSTAR	SUZUKI	<b>340.6</b>	Free Practice Nr. 2
21 <b>Franco MORBIDELLI</b>	ITA Monster Energy Yamaha MotoGP	YAMAHA	<b>338.5</b>	Qualifying Nr. 1

These data/results cannot be reproduced, stored and/or transmitted in whole or in part by any manner of electronic, mechanical, photocopying, recording, broadcasting or otherwise now known or herein after developed without the previous express consent by the copyright owner, except for reproduction in daily press and regular printed publications on sale to the public within 60 days of the event related to those data/results and always provided that copyright symbol appears together as follows below.

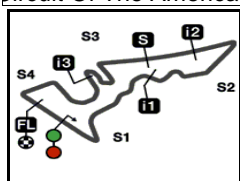
© DORNA, 2021

Official MotoGP Timing by TISSOT  
www.motogp.com

Austin, Saturday, October 02, 2021







5513 m.

## RED BULL GRAND PRIX OF THE AMERICAS

## Qualifying Nr. 2

## Best Partial Times

MotoGP™

*IT* Ideal Lap Time, sum of the best partial times*BT* Best Lap Time

<b>T1</b>		<b>T2</b>		<b>T3</b>		<b>T4</b>				<i>IT</i>	<i>BT</i>		
<i>Pos</i>	<i>Rider</i>	<i>Time</i>	<i>Rider</i>	<i>Time</i>	<i>Rider</i>	<i>Time</i>	<i>Rider</i>	<i>Time</i>	<i>Pos</i>	<i>Rider</i>			
1	F.QUARTARARO	34.680	F.BAGNAIA	29.893	F.BAGNAIA	30.106	J.MARTIN	28.013	1	F.BAGNAIA	2'02.781	2'02.781	(1)
2	F.BAGNAIA	<b>34.686</b>	M.MARQUEZ	<b>29.960</b>	F.QUARTARARO	<b>30.148</b>	T.NAKAGAMI	<b>28.052</b>	2	F.QUARTARARO	2'02.992	2'03.129	(2)
3	J.ZARCO	34.710	J.MARTIN	30.010	T.NAKAGAMI	30.155	F.QUARTARARO	28.091	3	T.NAKAGAMI	2'03.141	2'03.292	(5)
4	J.MARTIN	<b>34.779</b>	J.ZARCO	<b>30.047</b>	J.MILLER	<b>30.159</b>	F.BAGNAIA	<b>28.096</b>	4	J.ZARCO	2'03.173	2'03.379	(6)
5	T.NAKAGAMI	34.791	F.QUARTARARO	30.073	L.MARINI	30.175	M.MARQUEZ	28.115	5	M.MARQUEZ	2'03.195	2'03.209	(3)
6	A.RINS	<b>34.793</b>	J.MIR	<b>30.137</b>	M.MARQUEZ	<b>30.220</b>	J.MILLER	<b>28.122</b>	6	J.MARTIN	2'03.246	2'03.278	(4)
7	J.MILLER	34.878	T.NAKAGAMI	30.143	A.RINS	30.236	L.MARINI	28.124	7	A.RINS	2'03.324	2'03.453	(7)
8	M.MARQUEZ	<b>34.900</b>	A.RINS	<b>30.144</b>	J.MIR	<b>30.245</b>	J.ZARCO	<b>28.127</b>	8	J.MILLER	2'03.376	2'03.720	(10)
9	B.BINDER	34.933	L.MARINI	30.163	J.ZARCO	30.289	J.MIR	28.138	9	L.MARINI	2'03.419	2'03.546	(9)
10	P.ESPARGARO	<b>34.940</b>	B.BINDER	<b>30.185</b>	P.ESPARGARO	<b>30.416</b>	A.RINS	<b>28.151</b>	10	J.MIR	2'03.528	2'03.528	(8)
11	L.MARINI	34.957	P.ESPARGARO	30.197	B.BINDER	30.421	P.ESPARGARO	28.188	11	P.ESPARGARO	2'03.741	2'03.875	(12)
12	J.MIR	<b>35.008</b>	J.MILLER	<b>30.217</b>	J.MARTIN	<b>30.444</b>	B.BINDER	<b>28.242</b>	12	B.BINDER	2'03.781	2'03.781	(11)

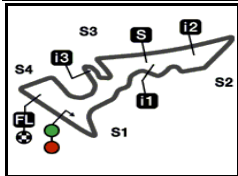
These data/results cannot be reproduced, stored and/or transmitted in whole or in part by any manner of electronic, mechanical, photocopying, recording, broadcasting or otherwise now known or herein after developed without the previous express consent by the copyright owner, except for reproduction in daily press and regular printed publications on sale to the public within 60 days of the event related to those data/results and always provided that copyright symbol appears together as follows below.

© DORNA, 2021

Official MotoGP Timing by TISSOT

www.motogp.com






5513 m.

## RED BULL GRAND PRIX OF THE AMERICAS

### Qualifying Nr. 2

### Fastest Laps Sequence

<i>Practice Time</i>	 <i>Rider</i>	<i>Nation</i>	<i>Motorcycle</i>	<i>Time</i>	<i>Km/h</i>	<i>Rider's Lap</i>
<b>4'49.499</b>	42 <b>Alex RINS</b>	SPA	SUZUKI	<b>2'04.046</b>	159.9	2
<b>4'50.251</b>	93 <b>Marc MARQUEZ</b>	SPA	HONDA	<b>2'03.608</b>	160.5	2
<b>4'50.373</b>	89 <b>Jorge MARTIN</b>	SPA	DUCATI	<b>2'03.278</b>	160.9	2
<b>6'53.460</b>	93 <b>Marc MARQUEZ</b>	SPA	HONDA	<b>2'03.209</b>	161.0	3
<b>14'28.378</b>	63 <b>Francesco BAGNAIA</b>	ITA	DUCATI	<b>2'02.781</b>	161.6	6

These data/results cannot be reproduced, stored and/or transmitted in whole or in part by any manner of electronic, mechanical, photocopying, recording, broadcasting or otherwise now known or herein after developed without the previous express consent by the copyright owner, except for reproduction in daily press and regular printed publications on sale to the public within 60 days of the event related to those data/results and always provided that copyright symbol appears together as follows below.

© DORNA, 2021

Official MotoGP Timing by **TISSOT**  
www.motogp.com

**Austin, Saturday, October 02, 2021**

