


5513 m.

**RED BULL GRAND PRIX OF THE AMERICAS****Free Practice Nr. 1****Classification****3**

	Rider	Nation	Team	Motorcycle	Time	Lap Total	Gap	Top Speed
1	93 <b>Marc MARQUEZ</b>	SPA	Repsol Honda Team	HONDA	<b>2'15.872</b>	12 15		<b>337.5</b>
2	43 <b>Jack MILLER</b>	AUS	Ducati Lenovo Team	DUCATI	<b>2'16.039</b>	14 15	0.167 0.167	<b>338.5</b>
3	5 <b>Johann ZARCO</b>	FRA	Pramac Racing	DUCATI	<b>2'16.471</b>	16 16	0.599 0.432	<b>337.5</b>
4	88 <b>Miguel OLIVEIRA</b>	POR	Red Bull KTM Factory Racing	KTM	<b>2'16.655</b>	14 15	0.783 0.184	<b>334.3</b>
5	44 <b>PoI ESPARGARO</b>	SPA	Repsol Honda Team	HONDA	<b>2'16.822</b>	14 15	0.950 0.167	<b>338.5</b>
6	73 <b>Alex MARQUEZ</b>	SPA	LCR Honda CASTROL	HONDA	<b>2'16.964</b>	16 16	1.092 0.142	<b>333.3</b>
7	42 <b>Alex RINS</b>	SPA	Team SUZUKI ECSTAR	SUZUKI	<b>2'17.027</b>	15 15	1.155 0.063	<b>334.3</b>
8	63 <b>Francesco BAGNAIA</b>	ITA	Ducati Lenovo Team	DUCATI	<b>2'17.328</b>	16 16	1.456 0.301	<b>337.5</b>
9	33 <b>Brad BINDER</b>	RSA	Red Bull KTM Factory Racing	KTM	<b>2'17.596</b>	13 14	1.724 0.268	<b>336.4</b>
10	27 <b>Iker LECUONA</b>	SPA	Tech 3 KTM Factory Racing	KTM	<b>2'17.596</b>	16 16	1.724	<b>328.2</b>
11	10 <b>Luca MARINI</b>	ITA	SKY VR46 Avintia	DUCATI	<b>2'17.755</b>	12 13	1.883 0.159	<b>335.4</b>
12	36 <b>Joan MIR</b>	SPA	Team SUZUKI ECSTAR	SUZUKI	<b>2'17.903</b>	9 14	2.031 0.148	<b>333.3</b>
13	9 <b>Danilo PETRUCCI</b>	ITA	Tech 3 KTM Factory Racing	KTM	<b>2'18.083</b>	11 14	2.211 0.180	<b>332.3</b>
14	41 <b>Aleix ESPARGARO</b>	SPA	Aprilia Racing Team Gresini	APRILIA	<b>2'18.087</b>	14 14	2.215 0.004	<b>333.3</b>
15	20 <b>Fabio QUARTARARO</b>	FRA	Monster Energy Yamaha MotoGP	YAMAHA	<b>2'18.165</b>	16 16	2.293 0.078	<b>334.3</b>
16	30 <b>Takaaki NAKAGAMI</b>	JPN	LCR Honda IDEMITSU	HONDA	<b>2'18.292</b>	14 15	2.420 0.127	<b>337.5</b>
17	21 <b>Franco MORBIDELLI</b>	ITA	Monster Energy Yamaha MotoGP	YAMAHA	<b>2'18.530</b>	13 14	2.658 0.238	<b>329.2</b>
18	23 <b>Enea BASTIANINI</b>	ITA	Avintia Esponsorama	DUCATI	<b>2'18.648</b>	14 14	2.776 0.118	<b>335.4</b>
19	89 <b>Jorge MARTIN</b>	SPA	Pramac Racing	DUCATI	<b>2'18.832</b>	8 14	2.960 0.184	<b>332.3</b>
20	46 <b>Valentino ROSSI</b>	ITA	Petronas Yamaha SRT	YAMAHA	<b>2'19.668</b>	14 14	3.796 0.836	<b>333.3</b>
21	4 <b>Andrea DOVIZIOSO</b>	ITA	Petronas Yamaha SRT	YAMAHA	<b>2'20.556</b>	5 12	4.684 0.888	<b>329.2</b>

**Practice condition: Wet****Air: 21°****Humidity: 96%****Ground: 25°**

<b>Fastest Lap:</b>	Lap: 12	<b>Marc MARQUEZ</b>	<b>2'15.872</b>	146 Km/h
<b>Best Race Lap:</b>	2014	<b>Marc MARQUEZ</b>	<b>2'03.575</b>	160.6 Km/h
<b>All Time Lap Record:</b>	2015	<b>Marc MARQUEZ</b>	<b>2'02.135</b>	162.4 Km/h

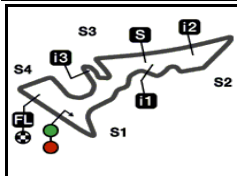
The results are provisional until the end of the limit for protest and appeals.

Time limit for protest expires 30' after publication of the results - ..... Time: .....

These data/results cannot be reproduced, stored and/or transmitted in whole or in part by any manner of electronic, mechanical, photocopying, recording, broadcasting or otherwise now known or herein after developed without the previous express consent by the copyright owner, except for reproduction in daily press and regular printed publications on sale to the public within 60 days of the event related to those data/results and always provided that copyright symbol appears together as follows below.

© DORNA, 2021

Official MotoGP Timing by **TISSOT**  
www.motogp.com**Austin, Friday, October 01, 2021**



5513 m.

**RED BULL GRAND PRIX OF THE AMERICAS****Free Practice Nr. 1****Top Speed & Average****4**

Rider	Nation	Motorcycle	Top 5 speeds					Average	Top
43 Jack MILLER	AUS	DUCATI	338.5	338.5	337.5	337.5	337.5	337.8	338.5
44 Pol ESPARGARO	SPA	HONDA	338.5	338.5	338.5	337.5	337.5	338.1	338.5
5 Johann ZARCO	FRA	DUCATI	337.5	337.5	334.3	333.3	333.3	334.2	337.5
30 Takaaki NAKAGAMI	JPN	HONDA	337.5	335.4	335.4	335.4	335.4	335.8	337.5
63 Francesco BAGNAIA	ITA	DUCATI	337.5	337.5	336.4	336.4	336.4	336.7	337.5
93 Marc MARQUEZ	SPA	HONDA	337.5	335.4	335.4	334.3	333.3	335.2	337.5
33 Brad BINDER	RSA	KTM	336.4	335.4	335.4	335.4	335.4	335.6	336.4
10 Luca MARINI	ITA	DUCATI	335.4	334.3	333.3	332.3	332.3	333.5	335.4
23 Enea BASTIANINI	ITA	DUCATI	335.4	334.3	333.3	333.3	333.3	333.9	335.4
20 Fabio QUARTARARO	FRA	YAMAHA	334.3	334.3	333.3	333.3	333.3	333.5	334.3
42 Alex RINS	SPA	SUZUKI	334.3	333.3	332.3	331.2	331.2	332.3	334.3
88 Miguel OLIVEIRA	POR	KTM	334.3	332.3	331.2	331.2	330.2	331.4	334.3
36 Joan MIR	SPA	SUZUKI	333.3	332.3	331.2	331.2	331.2	331.8	333.3
41 Aleix ESPARGARO	SPA	APRILIA	333.3	332.3	332.3	332.3	331.2	332.1	333.3
46 Valentino ROSSI	ITA	YAMAHA	333.3	332.3	332.3	331.2	331.2	331.9	333.3
73 Alex MARQUEZ	SPA	HONDA	333.3	332.3	331.2	331.2	330.2	330.9	333.3
9 Danilo PETRUCCI	ITA	KTM	332.3	331.2	330.2	330.2	330.2	330.7	332.3
89 Jorge MARTIN	SPA	DUCATI	332.3	331.2	330.2	329.2	329.2	330.4	332.3
4 Andrea DOVIZIOSO	ITA	YAMAHA	329.2	326.2	325.3	325.3	324.3	325.8	329.2
21 Franco MORBIDELLI	ITA	YAMAHA	329.2	328.2	328.2	326.2	326.2	327.6	329.2
27 Iker LECUONA	SPA	KTM	328.2	327.2	327.2	327.2	327.2	327.3	328.2

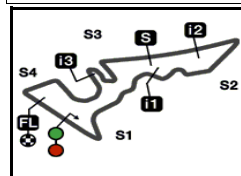
These data/results cannot be reproduced, stored and/or transmitted in whole or in part by any manner of electronic, mechanical, photocopying, recording, broadcasting or otherwise now known or herein after developed without the previous express consent by the copyright owner, except for reproduction in daily press and regular printed publications on sale to the public within 60 days of the event related to those data/results and always provided that copyright symbol appears together as follows below.

© DORNA, 2021

Official MotoGP Timing by TISSOT  
www.motogp.com



Austin, Friday, October 01, 2021



5513 m.

## RED BULL GRAND PRIX OF THE AMERICAS

## Free Practice Nr. 1

## Chronological Analysis of Performances

5

\* Lap / Sector time cancelled

T1 Time from finish line to 1st intermediate

T3 Time from 2nd intermed. to 3rd intermed.

P Crossing the finish line in pit lane

T2 Time from 1st intermed. to 2nd intermed.

T4 Time from 3rd intermediate to finish line

\*\*Tyre data subject to further updates

Lap	Lap Time	T1	T2	T3	T4	Speed	Lap	Lap Time	T1	T2	T3	T4	Speed	
<b>1st</b>	<b>93</b>	<b>Marc MARQUEZ</b> HONDA SPA						14	<b>2'16.039</b>	37.993	<b>33.432</b>	33.625	30.989	338.5
		Repsol Honda Team						15	<b>2'16.150</b>	<b>37.867</b>	33.733	<b>33.482</b>	31.068	337.5
		Runs=2	Total laps=15	Full laps=10										
<b>Run #</b>	<b>1</b>	<i>Front Tyre</i>	<i>Wet-Soft</i>	<i>Rear Tyre</i>	<i>Wet-Soft</i>		<b>3rd</b>	<b>5</b>	<b>Johann ZARCO</b> DUCATI FRA					
		<b>New Tyre</b>		<b>New Tyre</b>					Runs=1	Total laps=16	Full laps=13			
1	3'21.951	43.912	36.971	36.761	33.440	295.8	<b>Run #</b>	<b>1</b>	<i>Front Tyre</i>	<i>Wet-Soft</i>	<i>Rear Tyre</i>	<i>Wet-Soft</i>		
2	<b>2'20.323</b>	40.155	34.274	34.165	31.729	331.2			<b>New Tyre</b>		<b>New Tyre</b>			
3	<b>2'17.885</b>	38.903	33.599	34.030	31.353	333.3	1	2'47.328	42.424	37.908	37.255	34.081	303.3	
4	<b>2'19.810</b>	40.158	33.944	34.043	31.665	327.2	2	<b>2'25.023</b>	41.910	35.649	35.007	32.457	328.2	
5	<b>2'18.066</b>	39.080	33.871	33.708	31.407	335.4	3	<b>2'21.099</b>	40.412	34.516	34.524	31.647	332.3	
6	<b>2'16.801</b>	38.556	33.577	33.644	31.024	335.4	4	<b>2'19.205</b>	39.209	34.110	34.424	31.462	333.3	
7	<b>2'17.164</b>	38.945	33.540	33.545	31.134	<b>337.5</b>	5	<b>2'21.019</b>	39.180	33.928	36.159	31.752	333.3	
8	<b>2'17.790</b>	38.969	33.622	34.018	31.181	328.2	6	<b>2'18.905</b>	39.039	34.086	34.302	31.478	333.3	
9	2'35.896 P	45.991*	35.875	35.895	38.135	305.9	7	<b>2'18.557</b>	38.774	33.984	34.414	31.385	333.3	
<b>Run #</b>	<b>2</b>	<i>Front Tyre</i>	<i>Wet-Soft</i>	<i>Rear Tyre</i>	<i>Wet-Soft</i>		8	<b>2'18.164</b>	38.719	33.792	34.239	31.414	333.3	
		<b>9 Laps at start</b>		<b>9 Laps at start</b>			9	<b>2'17.696</b>	38.660	33.798	34.068	31.170	333.3	
10	12'00.130	42.166	36.038	35.742	32.666	300.8	10	<b>2'17.359</b>	38.578	33.793	33.927	<b>31.061</b>	334.3	
11	<b>2'21.308</b>	39.383	34.776	35.002	32.147	310.3	11	2'28.732 P	38.627	33.806	36.702	39.597	331.2	
12	<b>2'15.872</b>	38.318	33.235	<b>33.308</b>	<b>31.011</b>	331.2	<b>Run #</b>	<b>2</b>	<i>Front Tyre</i>	<i>Wet-Soft</i>	<i>Rear Tyre</i>	<i>Wet-Soft</i>		
13	2'30.589 P	44.181*	34.402	34.949	37.057	332.3			<b>11 Laps at start</b>		<b>11 Laps at start</b>			
<b>Run #</b>	<b>3</b>	<i>Front Tyre</i>	<i>Wet-Medium</i>	<i>Rear Tyre</i>	<i>Wet-Medium</i>		12	11'18.289	41.020	37.484	35.000	31.770	328.2	
		<b>New Tyre</b>		<b>New Tyre</b>			13	<b>2'17.448</b>	38.511	33.702	34.032	31.203	<b>337.5</b>	
14	3'05.069	40.193	34.939	34.604	31.811	319.5	14	<b>2'16.938</b>	<b>38.002</b>	33.500	34.153	31.283	337.5	
15	<b>2'16.067</b>	<b>38.072</b>	<b>33.143</b>	33.735	31.117	334.3	15	<b>2'31.720</b>	45.335	38.593	35.495	32.297	308.5	
<b>2nd</b>	<b>43</b>	<b>Jack MILLER</b> DUCATI AUS						16	<b>2'16.471</b>	38.173	<b>33.451</b>	<b>33.709</b>	31.138	333.3
		Runs=1	Total laps=15	Full laps=12										
<b>Run #</b>	<b>1</b>	<i>Front Tyre</i>	<i>Wet-Medium</i>	<i>Rear Tyre</i>	<i>Wet-Medium</i>		<b>4th</b>	<b>88</b>	<b>Miguel OLIVEIRA</b> KTM POR					
		<b>New Tyre</b>		<b>New Tyre</b>					Runs=1	Total laps=15	Full laps=11			
1	3'09.744	43.823	37.565	36.843	34.057	316.7	<b>Run #</b>	<b>1</b>	<i>Front Tyre</i>	<i>Wet-Soft</i>	<i>Rear Tyre</i>	<i>Wet-Soft</i>		
2	<b>2'22.836</b>	41.067	34.887	34.499	32.383	337.5			<b>New Tyre</b>		<b>New Tyre</b>			
3	<b>2'23.920</b>	39.982	34.536	37.310	32.092	336.4	1	3'13.351	43.324	38.438	36.971	33.743	291.1	
4	<b>2'19.467</b>	39.735	34.035	34.106	31.591	336.4	2	<b>2'23.457</b>	41.081	34.986	34.943	32.447	324.3	
5	<b>2'27.373</b>	39.945	35.628	39.500	32.300	318.5	3	<b>2'20.625</b>	39.715	34.350	34.527	32.033	323.3	
6	<b>2'17.740</b>	39.112	33.868	33.673	31.087	336.4	4	<b>2'19.724</b>	39.209	34.533	34.416	31.566	321.4	
7	<b>2'17.184</b>	38.646	33.649	33.780	31.109	337.5	5	<b>2'19.278</b>	39.171	34.371	34.084	31.652	329.2	
8	<b>2'16.639</b>	38.278	33.817	33.630	<b>30.914</b>	<b>338.5</b>	6	<b>2'18.510</b>	38.890	33.923	34.186	31.511	331.2	
9	<b>2'16.612</b>	38.270	33.575	33.817	30.950	336.4	7	<b>2'24.916</b>	39.152	33.829	40.155	31.780	<b>334.3</b>	
10	2'27.016 P	40.961	34.511	34.478	37.066	334.3	8	<b>2'17.467</b>	38.735	33.694	33.969	<b>31.069</b>	329.2	
<b>Run #</b>	<b>2</b>	<i>Front Tyre</i>	<i>Wet-Medium</i>	<i>Rear Tyre</i>	<i>Wet-Medium</i>		9	<b>2'17.072</b>	38.457	33.556	33.900	31.159	330.2	
		<b>10 Laps at start</b>		<b>10 Laps at start</b>			10	2'26.884 P	39.236*	35.081	35.117	37.450	328.2	
11	12'10.893	40.338	36.142	40.631	32.452	244.3	<b>Run #</b>	<b>2</b>	<i>Front Tyre</i>	<i>Wet-Medium</i>	<i>Rear Tyre</i>	<i>Wet-Soft</i>		
12	<b>2'18.318</b>	38.801	33.832	33.967	31.718	337.5			<b>New Tyre</b>		<b>10 Laps at start</b>			
13	<b>2'16.638</b>	38.350	33.755	33.603	30.930	336.4	11	11'54.467	41.791	35.122	34.926	31.971	330.2	

**Fastest Lap:** Marc MARQUEZ Repsol Honda Team SPA **2'15.872** 38.318 33.235 33.308 31.011

These data/results cannot be reproduced, stored and/or transmitted in whole or in part by any manner of electronic, mechanical, photocopying, recording, broadcasting or otherwise now known or herein after developed without the previous express consent by the copyright owner, except for reproduction in daily press and regular printed publications on sale to the public within 60 days of the event related to those data/results and always provided that copyright symbol appears together as follows below.  
© DORNA, 2021



# Free Practice Nr. 1

MotoGP

Lap	Lap Time	T1	T2	T3	T4	Speed	Lap	Lap Time	T1	T2	T3	T4	Speed
12	2'17.776	38.941	33.762	33.946	31.127	330.2	Run # 1	Front Tyre	Wet-Soft	Rear Tyre	Wet-Soft		
13	2'16.726	38.315	33.562	33.746	31.103	331.2		New Tyre		New Tyre			
14	2'16.655	38.320	33.473	33.787	31.075	332.3	1	2'52.542	43.809	38.054	36.608	34.198	306.8
15	2'24.228 *	40.966*	35.337	35.504	32.421	327.2	2	2'27.624	41.616	35.774	37.140	33.094	328.2

**5th** **44** **Po ESPARGARO** HONDA SPA  
Repsol Honda Team  
Runs=1 Total laps=15 Full laps=12

Run #	1	Front Tyre	Wet-Soft	Rear Tyre	Wet-Soft	
		New Tyre		New Tyre		
1	3'19.138	46.452	37.158	36.361	33.701	313.9
2	2'25.084	40.553	37.142	35.380	32.009	315.7
3	2'19.951	39.119	34.109	35.199	31.524	338.5
4	2'19.612	38.882	34.092	34.765	31.873	311.2
5	2'18.088	38.827	33.755	34.067	31.439	338.5
6	2'17.566	38.835	33.657	33.938	31.136	335.4
7	2'17.294	38.298	33.736	34.035	31.225	335.4
8	2'17.353	38.781	33.580	34.021	30.971	335.4
9	2'17.157	38.388	33.607	34.078	31.084	333.3
10	2'30.581 P	41.514*	36.066	35.957	37.044	311.2

Run #	2	Front Tyre	Wet-Soft	Rear Tyre	Wet-Soft	
		10 Laps at start		10 Laps at start		
11	13'32.239	40.853	35.967	35.945	32.059	331.2
12	2'18.927	38.747	33.979	34.241	31.960	337.5
13	2'17.612	38.364	33.762	34.273	31.213	336.4
14	2'16.822	38.179	33.745	33.636	31.262	337.5
15	2'17.382	38.325	33.876	33.858	31.323	338.5

**6th** **73** **Alex MARQUEZ** HONDA SPA  
LCR Honda CASTROL  
Runs=1 Total laps=16 Full laps=12

Run #	1	Front Tyre	Wet-Soft	Rear Tyre	Wet-Soft	
		New Tyre		New Tyre		
1	2'46.305	45.700	39.387	38.864	35.057	288.0
2	2'28.712	42.951	36.240	35.966	33.555	306.8
3	2'24.154	40.882	35.355	35.240	32.677	329.2
4	2'22.671	40.116	34.984	34.904	32.667	330.2
5	2'21.628	40.080	34.839	34.524	32.185	330.2
6	2'21.168	39.758	34.625	34.447	32.338	331.2
7	2'34.665 P	43.622	37.029	36.887	37.127	326.2

Run #	2	Front Tyre	Wet-Soft	Rear Tyre	Wet-Soft	
		7 Laps at start		7 Laps at start		
8	10'44.210	40.514	36.012	35.734	32.790	330.2
9	2'20.002	39.476	34.232	34.183	32.111	330.2
10	2'18.619	38.882	33.949	33.941	31.847	331.2
11	2'18.234	38.645	34.070	33.824	31.695	330.2
12	2'29.358	39.811	36.697	37.689	35.161	277.6
13	2'17.883	38.635	33.855	33.985	31.408	333.3
14	2'27.219	38.637	33.854	39.530	35.198	330.2
15	2'25.799 *	38.520	36.784*	36.888	33.607	276.9
16	2'16.964	38.288	33.554	33.616	31.506	332.3

**7th** **42** **Alex RINS** SUZUKI SPA  
Team SUZUKI ECSTAR  
Runs=1 Total laps=15 Full laps=12

**8th** **63** **Francesco BAGNAIA** DUCATI ITA  
Ducati Lenovo Team  
Runs=1 Total laps=16 Full laps=13

Run #	1	Front Tyre	Wet-Soft	Rear Tyre	Wet-Soft	
		New Tyre		New Tyre		
1	3'07.562	45.048	38.506	37.367	34.299	285.7
2	2'25.534	42.207	35.548	35.390	32.389	327.2
3	2'22.338	40.269	34.621	34.868	32.580	319.5
4	2'20.314	39.668	34.314	34.598	31.734	334.3
5	2'19.197	39.255	34.224	34.128	31.590	334.3
6	2'18.784	39.204	33.989	34.024	31.567	336.4
7	2'17.959	38.710	33.796	34.066	31.387	336.4
8	2'18.615	38.815	34.003	34.392	31.405	337.5
9	2'23.870 P	38.992	33.915	34.086	36.877	334.3

**9th** **33** **Brad BINDER** KTM RSA  
Red Bull KTM Factory Racing  
Runs=1 Total laps=14 Full laps=11

Run #	1	Front Tyre	Wet-Soft	Rear Tyre	Wet-Soft	
		9 Laps at start		9 Laps at start		
10	10'23.225	39.418	35.642	35.026	31.725	334.3
11	2'18.850	38.913	33.960	34.413	31.564	335.4
12	2'19.863	38.935	33.814	35.614	31.500	336.4
13	2'17.977	38.686	33.757	34.062	31.472	336.4
14	2'17.633	38.506	33.758	33.854	31.515	336.4
15	2'22.934	38.573	33.558	38.406	32.397	336.4
16	2'17.328	38.395	33.492	33.920	31.521	337.5

**Fastest Lap:** Marc MARQUEZ Repsol Honda Team SPA 2'15.872 38.318 33.235 33.308 31.011

These data/results cannot be reproduced, stored and/or transmitted in whole or in part by any manner of electronic, mechanical, photocopying, recording, broadcasting or otherwise now known or herein after developed without the previous express consent by the copyright owner, except for reproduction in daily press and regular printed publications on sale to the public within 60 days of the event related to those data/results and always provided that copyright symbol appears together as follows below.  
© DORNA, 2021



# Free Practice Nr. 1

# MotoGP

Lap	Lap Time	T1	T2	T3	T4	Speed
8	<b>2'20.028</b>	39.471	34.357	34.354	31.846	333.3
9	2'31.380 P	43.110	36.193	35.005	37.072	332.3

**10th 27** **Iker LECUONA** KTM SPA  
Tech 3 KTM Factory Racing  
Runs=1 Total laps=16 Full laps=13

Run #	1	Front Tyre	Wet-Soft	Rear Tyre	Wet-Soft	Speed
		New Tyre		New Tyre		
1	2'46.661	43.452	37.328	36.981	33.358	318.5
2	<b>2'25.456</b>	42.171	35.113	35.647	32.525	326.2
3	<b>2'23.030</b>	40.838	35.056	35.197	31.939	326.2
4	<b>2'21.030</b>	39.969	34.512	34.739	31.810	327.2
5	<b>2'19.643</b>	39.736	34.076	34.274	31.557	327.2
6	<b>2'19.804</b>	39.454	34.192	34.619	31.539	327.2
7	<b>2'19.690</b>	39.383	33.985	34.796	31.526	327.2
8	<b>2'19.033</b>	39.251	33.932	34.498	31.352	326.2
9	<b>2'18.842</b>	39.277	33.815	34.454	31.296	326.2
10	2'25.989 P	39.636	34.599	35.212	36.542	326.2

Run #	2	Front Tyre	Wet-Soft	Rear Tyre	Wet-Soft	Speed
		10 Laps at start		10 Laps at start		
11	10'55.098	40.485	35.020	34.956	31.527	326.2
12	<b>2'18.386</b>	39.225	33.882	34.114	31.165	327.2
13	<b>2'18.267</b>	39.049	33.849	34.108	31.261	327.2
14	<b>2'18.032</b>	39.097	33.795	33.798	31.342	326.2
15	<b>2'17.916</b>	39.032	33.730	33.809	31.345	327.2
16	<b>2'17.596</b>	38.808	33.634	33.908	31.246	328.2

**11th 10** **Luca MARINI** DUCATI ITA  
SKY VR46 Avintia  
Runs=2 Total laps=13 Full laps=9

Run #	1	Front Tyre	Wet-Soft	Rear Tyre	Wet-Soft	Speed
		New Tyre		New Tyre		
1	3'09.032	48.156	39.043	37.457	34.585	297.5
2	<b>2'25.831</b>	42.638	35.470	35.192	32.531	316.7
3	<b>2'22.302</b>	40.667	34.446	35.226	31.963	333.3
4	<b>2'21.663</b>	40.236	34.754	34.811	31.862	308.5
5	<b>2'19.855</b>	39.913	34.239	34.196	31.507	327.2
6	<b>2'18.413</b>	39.277	34.054	33.950	31.132	332.3
7	2'32.042 P	44.407	34.824	35.029	37.782	326.2

Run #	2	Front Tyre	Wet-Soft	Rear Tyre	Wet-Soft	Speed
		7 Laps at start		7 Laps at start		
8	17'34.022	42.165	35.044	34.799	32.165	325.3
9	<b>2'28.965</b>	38.944	34.268	37.850	37.903	329.2
10	<b>2'18.621</b>	39.196	33.683	33.992	31.750	335.4
11	<b>2'18.145</b>	38.563	33.578	33.835	32.169	334.3
12	<b>2'17.755</b>	38.508	33.850	33.949	31.448	332.3
13	2'56.167 P	52.214*	44.694	38.345	40.914	288.7

**12th 36** **Joan MIR** SUZUKI SPA  
Team SUZUKI ECSTAR  
Runs=2 Total laps=14 Full laps=9

Run #	1	Front Tyre	Wet-Soft	Rear Tyre	Wet-Soft	Speed
		New Tyre		New Tyre		
1	2'49.657	44.503	37.248	36.258	33.880	306.8
2	<b>2'25.522</b>	41.968	35.555	35.291	32.708	314.8
3	<b>2'23.075</b>	40.938	35.028	34.831	32.278	328.2
4	<b>2'21.090</b>	40.085	34.445	34.595	31.965	328.2
5	2'26.588 P	39.736	34.249	34.363	38.240	328.2

Run #	2	Front Tyre	Wet-Soft	Rear Tyre	Wet-Soft	Speed
		5 Laps at start		5 Laps at start		
6	8'18.825	40.952	34.976	34.727	31.913	330.2
7	<b>2'19.069</b>	39.399	34.327	33.862	31.481	330.2
8	<b>2'25.223</b>	38.810	34.100	40.723	31.590	331.2
9	<b>2'17.903</b>	38.803	33.874	34.090	31.136	331.2
10	2'25.700 P	38.707	35.590	34.583	36.820	328.2

Run #	3	Front Tyre	Wet-Medium	Rear Tyre	Wet-Medium	Speed
		New Tyre		New Tyre		
11	9'08.990	45.390	37.322	35.644	32.139	327.2
12	<b>2'19.536</b>	39.655	34.211	33.980	31.690	331.2
13	<b>2'18.810</b>	38.955	34.023	34.304	31.528	333.3
14	<b>2'17.959</b>	38.898	33.810	34.156	31.095	332.3

**13th 9** **Daniilo PETRUCCI** KTM ITA  
Tech 3 KTM Factory Racing  
Runs=2 Total laps=14 Full laps=9

Run #	1	Front Tyre	Wet-Soft	Rear Tyre	Wet-Soft	Speed
		New Tyre		New Tyre		
1	2'55.346	45.406	37.478	36.627	33.538	289.5
2	<b>2'25.870</b>	42.431	35.538	35.155	32.746	319.5
3	<b>2'23.902</b>	40.675	34.887	35.391	32.949	313.0
4	<b>2'21.025</b>	39.748	34.507	34.608	32.162	330.2
5	<b>2'24.549</b>	39.642	34.265	35.130	35.512	332.3
6	<b>2'19.728</b>	39.267	34.045	34.392	32.024	331.2
7	2'32.048 P	39.517	34.166	39.330	39.035	330.2

Run #	2	Front Tyre	Wet-Soft	Rear Tyre	Wet-Soft	Speed
		7 Laps at start		7 Laps at start		
8	9'54.617	40.814	34.388	34.833	32.106	328.2
9	<b>2'19.163</b>	39.038	34.051	34.310	31.764	329.2
10	<b>2'18.526</b>	38.905	33.765	34.260	31.596	327.2
11	<b>2'18.083</b>	38.733	33.664	34.100	31.586	329.2
12	<b>2'22.943</b>	38.925	33.929	36.415	33.674	329.2
13	2'23.206 P	38.750	33.878	34.192	36.386	330.2

Run #	3	Front Tyre	Wet-Medium	Rear Tyre	Wet-Soft	Speed
		New Tyre		13 Laps at start		
14	8'01.913	43.033	38.829	35.257	32.705	330.2

**14th 41** **Alex ESPARGARO** APRILIA SPA  
Aprilia Racing Team Gresini  
Runs=1 Total laps=14 Full laps=11

Run #	1	Front Tyre	Wet-Soft	Rear Tyre	Wet-Soft	Speed
		New Tyre		New Tyre		
1	2'55.072	43.668	38.046	36.486	34.110	298.3
2	<b>2'25.371</b>	40.699	35.889	35.582	33.201	316.7
3	<b>2'22.825</b>	40.370	35.076	34.773	32.606	321.4

**Fastest Lap:** Marc MARQUEZ Repsol Honda Team SPA **2'15.872** 38.318 33.235 33.308 31.011

These data/results cannot be reproduced, stored and/or transmitted in whole or in part by any manner of electronic, mechanical, photocopying, recording, broadcasting or otherwise now known or herein after developed without the previous express consent by the copyright owner, except for reproduction in daily press and regular printed publications on sale to the public within 60 days of the event related to those data/results and always provided that copyright symbol appears together as follows below.  
© DORNA, 2021



# Free Practice Nr. 1

MotoGP

Lap	Lap Time	T1	T2	T3	T4	Speed	Lap	Lap Time	T1	T2	T3	T4	Speed
4	2'21.857	39.458	34.472	35.698	32.229	333.3	12	2'19.140	39.405	34.239	34.008	31.488	335.4
5	2'20.098	39.282	34.388	34.474	31.954	332.3	13	2'18.441	39.044	33.849	34.223	31.325	337.5
6	2'19.282	39.217	34.160	34.135	31.770	332.3	14	2'18.292	38.905	33.926	34.241	31.220	335.4
7	2'26.506	42.004	34.454	38.439	31.609	332.3	15	2'44.914 *	51.704*	41.275	39.936	31.999	196.3
8	2'18.597	38.989	34.063	33.983	31.562	331.2		unfinished	38.808	33.570	l'04.685		335.4
9	2'34.548 P	44.651*	35.590	35.854	38.453	330.2							

Run #	2	Front Tyre	Wet-Soft	Rear Tyre	Wet-Soft	
		9 Laps at start		9 Laps at start		
10	15'20.717	41.233	36.413	36.750	32.583	328.2
11	2'20.653	39.720	34.618	34.379	31.936	330.2
12	2'21.094	39.168	34.362	35.053	32.511	329.2
13	2'21.720	38.864	34.182	34.745	33.929	330.2
14	2'18.087	38.734	33.908	33.901	31.544	331.2

**15th 20** **Fabio QUARTARARO** YAMAHA FRA  
 Monster Energy Yamaha MotoGP  
 Runs=1 Total laps=16 Full laps=12

Run #	1	Front Tyre	Wet-Soft	Rear Tyre	Wet-Soft	
		New Tyre		New Tyre		
1	3'31.220	41.511	37.240	36.309	33.818	316.7
2	2'24.604	41.476	35.248	35.182	32.698	331.2
3	2'22.105	40.415	34.579	34.703	32.408	333.3
4	2'20.449	39.753	34.351	34.321	32.024	332.3
5	2'20.767	39.840	34.417	34.444	32.066	333.3
6	2'19.472	39.419	34.126	34.018	31.909	333.3
7	2'19.440	39.415	34.132	33.949	31.944	334.3
8	2'18.912	39.200	33.872	34.097	31.743	333.3
9	2'18.517	38.983	33.885	33.887	31.762	334.3
10	2'18.723	39.148	33.804	33.977	31.794	333.3
11	2'33.502 P	43.825	35.389	35.973	38.315	333.3

Run #	2	Front Tyre	Wet-Soft	Rear Tyre	Wet-Medium	
		11 Laps at start		New Tyre		
12	8'53.706	41.132	35.730	35.554	32.619	331.2
13	2'20.475 *	39.607	34.328	34.334	32.206*	332.3
14	2'18.710	38.859	33.983	34.080	31.788	332.3
15	2'18.677	39.013	33.984	34.035	31.645	332.3
16	2'18.165	38.779	33.799	34.044	31.543	333.3

**16th 30** **Takaaki NAKAGAMI** HONDA JPN  
 LCR Honda IDEMITSU  
 Runs=2 Total laps=16 Full laps=11

Run #	1	Front Tyre	Wet-Soft	Rear Tyre	Wet-Soft	
		New Tyre		New Tyre		
1	2'55.086	44.068	37.700	37.579	34.619	280.5
2	2'25.832	41.711	35.488	35.612	33.021	306.8
3	2'22.933	40.602	35.030	34.995	32.306	306.8
4	2'21.856	39.681	34.480	35.401	32.294	311.2
5	2'20.596	39.638	34.302	34.706	31.950	330.2
6	2'20.079	39.516	34.365	34.635	31.563	326.2
7	2'19.369	39.471	34.115	34.159	31.624	333.3
8	2'19.066	39.178	34.076	34.188	31.624	334.3
9	2'36.096 P	42.778	36.751	39.820	36.747	292.6
		9 Laps at start		9 Laps at start		
10	10'48.707	46.101	35.891	35.327	32.211	321.4
11	2'19.653	39.377	34.331	34.230	31.715	335.4

**17th 21** **Franco MORBIDELLI** YAMAHA ITA  
 Monster Energy Yamaha MotoGP  
 Runs=2 Total laps=14 Full laps=9

Run #	1	Front Tyre	Wet-Soft	Rear Tyre	Wet-Soft	
		New Tyre		New Tyre		
1	2'54.900	48.104	38.802	38.816	34.690	270.0
2	2'27.031	42.521	35.965	35.756	32.789	284.9
3	2'23.543	41.414	34.821	34.981	32.327	294.2
4	2'21.884	40.435	34.561	34.881	32.007	302.5
5	2'21.168	40.656	34.209	34.435	31.868	326.2
6	2'20.561	40.054	34.005	34.769	31.733	318.5
7	2'55.854 P	55.378*	40.826	37.802	41.848	295.0

Run #	2	Front Tyre	Wet-Soft	Rear Tyre	Wet-Soft	
		7 Laps at start		7 Laps at start		
8	8'29.376	42.674	36.487	35.486	32.243	313.9
9	2'20.268	39.887	34.148	34.322	31.911	328.2
10	2'18.921	39.264	33.763	34.357	31.537	328.2
11	2'31.170 P	41.448	36.005	35.494	38.223	320.4

Run #	3	Front Tyre	Wet-Soft	Rear Tyre	Wet-Soft	
		11 Laps at start		11 Laps at start		
12	7'48.883	43.069	34.847	34.602	31.930	326.2
13	2'18.530	39.353	33.605	34.228	31.344	325.3
14	2'19.425	38.996	33.770	34.230	32.429	329.2

**18th 23** **Enea BASTIANINI** DUCATI ITA  
 Avintia Esponsorama  
 Runs=1 Total laps=14 Full laps=10

Run #	1	Front Tyre	Wet-Soft	Rear Tyre	Wet-Soft	
		New Tyre		New Tyre		
1	3'10.438	45.153	39.062	38.201	34.899	296.7
2	2'27.481	42.302	36.027	35.847	33.305	313.0
3	2'23.923	40.863	35.038	35.264	32.758	311.2
4	2'22.283	40.335	34.554	34.941	32.453	328.2
5	2'21.339	40.046	34.414	34.580	32.299	329.2
6	2'21.401	40.029	34.521	34.901	31.950	329.2
7	2'20.830	39.615	34.454	35.019	31.742	329.2
8	2'35.669 P	46.200	37.503	35.347	36.619	326.2

Run #	2	Front Tyre	Wet-Soft	Rear Tyre	Wet-Soft	
		8 Laps at start		8 Laps at start		
9	14'24.746	41.145	38.897	35.502	32.389	322.3
10	2'20.860	39.674	34.458	34.639	32.089	333.3
11	2'30.143 *	47.907*	35.910	34.217	32.109	333.3
12	2'19.135	39.270	33.850	34.274	31.741	334.3
13	2'18.796	38.951	33.962	34.355	31.528	333.3
14	2'18.648	39.054	33.900	34.235	31.459	335.4

**Fastest Lap:** Marc MARQUEZ Repsol Honda Team SPA **2'15.872** 38.318 33.235 33.308 31.011

These data/results cannot be reproduced, stored and/or transmitted in whole or in part by any manner of electronic, mechanical, photocopying, recording, broadcasting or otherwise now known or herein after developed without the previous express consent by the copyright owner, except for reproduction in daily press and regular printed publications on sale to the public within 60 days of the event related to those data/results and always provided that copyright symbol appears together as follows below.  
 © DORNA, 2021



# Free Practice Nr. 1

# MotoGP

Lap	Lap Time	T1	T2	T3	T4	Speed	Lap	Lap Time	T1	T2	T3	T4	Speed		
<b>19th</b>	<b>89</b>	<b>Jorge MARTIN</b>				DUCATI	SPA	6	2'25.640	P	39.714	<b>34.270</b>	35.165	36.491	326.2
		Runs=2		Total laps=14		Full laps=10				6 Laps at start		6 Laps at start			
<b>Run #</b>	<b>1</b>	<b>Front Tyre</b>	<b>Wet-Soft</b>	<b>Rear Tyre</b>	<b>Wet-Soft</b>			<b>Run #</b>	<b>2</b>	<b>Front Tyre</b>	<b>Wet-Soft</b>	<b>Rear Tyre</b>	<b>Wet-Soft</b>		
		<b>New Tyre</b>		<b>New Tyre</b>						<b>8 Laps at start</b>		<b>8 Laps at start</b>			
1	2'53.070	44.353	37.227	36.950	34.407	301.6	7	9'58.746		43.060	36.053	36.246	33.576	319.5	
2	<b>2'25.893</b>	41.953	35.414	35.521	33.005	314.8	8	2'26.691	P	40.394	34.688	35.068	36.541	321.4	
3	<b>2'22.019</b>	40.198	34.624	34.907	32.290	326.2	<b>Run #</b>	<b>3</b>	<b>Front Tyre</b>	<b>Wet-Soft</b>	<b>Rear Tyre</b>	<b>Wet-Soft</b>			
4	<b>2'20.924</b>	39.775	34.155	34.844	32.150	322.3			<b>8 Laps at start</b>		<b>8 Laps at start</b>				
5	<b>2'20.291</b>	39.305	34.142	34.596	32.248	327.2	9	12'01.912		45.615	37.091	34.955	32.434	324.3	
6	<b>2'25.802</b>	39.322	39.244	34.898	32.338	325.3	10	<b>2'21.864</b>		40.360	34.598	34.892	32.014	321.4	
7	<b>2'19.470</b>	39.285	34.280	34.123	<b>31.782</b>	330.2	11	2'26.138	*	39.736	34.565	37.440	34.397*	324.3	
8	<b>2'18.832</b>	39.093	<b>33.881</b>	34.026	31.832	328.2	12	<b>2'20.587</b>		<b>39.578</b>	34.400	<b>34.490</b>	32.119	325.3	
9	2'31.096	P	43.523	34.624	34.974	325.3									
<b>Run #</b>	<b>2</b>	<b>Front Tyre</b>	<b>Wet-Soft</b>	<b>Rear Tyre</b>	<b>Wet-Soft</b>					<b>9 Laps at start</b>		<b>9 Laps at start</b>			
		<b>9 Laps at start</b>		<b>9 Laps at start</b>											
10	13'00.676	40.649	37.131	35.761	32.696	329.2									
11	<b>2'22.534</b>	39.543	34.367	36.233	32.391	329.2									
12	<b>2'19.064</b>	39.060	34.030	<b>34.013</b>	31.961	331.2									
13	<b>2'30.367</b>	41.753	39.646	35.310	33.658	311.2									
14	2'25.950	P	<b>38.749</b>	34.104	35.755	37.342	<b>332.3</b>								

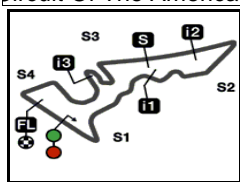
<b>20th</b>	<b>46</b>	<b>Valentino ROSSI</b>				YAMAHA	ITA
		Runs=2		Total laps=14		Full laps=8	
<b>Run #</b>	<b>1</b>	<b>Front Tyre</b>	<b>Wet-Soft</b>	<b>Rear Tyre</b>	<b>Wet-Soft</b>		
		<b>New Tyre</b>		<b>New Tyre</b>			
1	3'01.926	44.309	38.863	37.635	35.179	288.7	
2	<b>2'28.057</b>	42.444	36.101	36.169	33.343	317.6	
3	<b>2'25.780</b>	41.405	35.894	35.458	33.023	321.4	
4	<b>2'23.279</b>	40.874	35.086	34.791	32.528	323.3	
5	<b>2'22.598</b>	40.610	34.578	35.191	32.219	321.4	
6	2'23.848	*	42.096*	34.964	34.806	31.982	327.2
7	2'25.601	P	40.388	34.476	34.388	36.349	332.3
<b>Run #</b>	<b>2</b>	<b>Front Tyre</b>	<b>Wet-Soft</b>	<b>Rear Tyre</b>	<b>Wet-Soft</b>		
		<b>7 Laps at start</b>		<b>7 Laps at start</b>			
8	8'13.588	40.497	35.121	34.621	32.527	328.2	
9	<b>2'20.871</b>	40.194	34.464	34.432	31.781	331.2	
10	<b>2'20.463</b>	39.695	34.230	34.748	31.790	331.2	
11	<b>2'20.087</b>	39.601	<b>34.145</b>	34.476	31.865	331.2	
12	2'29.826	P	40.202*	35.165	37.822	36.637	329.2
<b>Run #</b>	<b>3</b>	<b>Front Tyre</b>	<b>Wet-Medium</b>	<b>Rear Tyre</b>	<b>Wet-Medium</b>		
		<b>New Tyre</b>		<b>New Tyre</b>			
13	8'05.862	41.012	35.039	34.722	32.689	332.3	
14	<b>2'19.668</b>	<b>39.583</b>	34.205	<b>34.132</b>	<b>31.748</b>	<b>333.3</b>	

<b>21st</b>	<b>4</b>	<b>Andrea DOVIZIOSO</b>				YAMAHA	ITA
		Runs=2		Total laps=12		Full laps=6	
<b>Run #</b>	<b>1</b>	<b>Front Tyre</b>	<b>Wet-Soft</b>	<b>Rear Tyre</b>	<b>Wet-Soft</b>		
		<b>New Tyre</b>		<b>New Tyre</b>			
1	2'51.802	44.138	38.004	36.937	34.049	306.8	
2	<b>2'28.073</b>	41.650	36.307	37.057	33.059	320.4	
3	<b>2'22.956</b>	40.628	34.991	34.967	32.370	325.3	
4	<b>2'24.104</b>	40.259	34.635	35.494	33.716	323.3	
5	<b>2'20.556</b>	39.736	34.392	34.548	<b>31.880</b>	<b>329.2</b>	

<b>Fastest Lap:</b>	Marc MARQUEZ	Repsol Honda Team	SPA	<b>2'15.872</b>	38.318	33.235	33.308	31.011
---------------------	--------------	-------------------	-----	-----------------	--------	--------	--------	--------

These data/results cannot be reproduced, stored and/or transmitted in whole or in part by any manner of electronic, mechanical, photocopying, recording, broadcasting or otherwise now known or herein after developed without the previous express consent by the copyright owner, except for reproduction in daily press and regular printed publications on sale to the public within 60 days of the event related to those data/results and always provided that copyright symbol appears together as follows below.  
© DORNA, 2021





5513 m.

## RED BULL GRAND PRIX OF THE AMERICAS

## Free Practice Nr. 1

## Best Partial Times

MotoGP™

*IT* Ideal Lap Time, sum of the best partial times*BT* Best Lap Time

<i>T1</i>		<i>T2</i>		<i>T3</i>		<i>T4</i>				<i>IT</i>	<i>BT</i>	
Pos	Rider	Time	Rider	Time	Rider	Time	Rider	Time	Pos	Rider		
1	J.MILLER	37.867	M.MARQUEZ	33.143	M.MARQUEZ	33.308	J.MILLER	30.914	1	<b>M.MARQUEZ</b>	2'15.534	2'15.872 (1)
2	<b>J.ZARCO</b>	<b>38.002</b>	<b>J.MILLER</b>	<b>33.432</b>	<b>J.MILLER</b>	<b>33.482</b>	<b>P.ESPARGARO</b>	<b>30.971</b>	2	<b>J.MILLER</b>	2'15.695	2'16.039 (2)
3	M.MARQUEZ	38.072	J.ZARCO	33.451	A.RINS	33.595	M.MARQUEZ	31.011	3	<b>J.ZARCO</b>	2'16.223	2'16.471 (3)
4	<b>P.ESPARGARO</b>	<b>38.179</b>	<b>M.OLIVEIRA</b>	<b>33.473</b>	<b>A.MARQUEZ</b>	<b>33.616</b>	<b>J.ZARCO</b>	<b>31.061</b>	4	<b>P.ESPARGAR</b>	2'16.366	2'16.822 (5)
5	A.MARQUEZ	38.288	F.BAGNAIA	33.492	P.ESPARGARO	33.636	M.OLIVEIRA	31.069	5	<b>M.OLIVEIRA</b>	2'16.603	2'16.655 (4)
6	<b>M.OLIVEIRA</b>	<b>38.315</b>	<b>A.MARQUEZ</b>	<b>33.554</b>	<b>J.ZARCO</b>	<b>33.709</b>	<b>J.MIR</b>	<b>31.095</b>	6	<b>A.RINS</b>	2'16.847	2'17.027 (7)
7	F.BAGNAIA	38.395	T.NAKAGAMI	33.570	M.OLIVEIRA	33.746	L.MARINI	31.132	7	<b>A.MARQUEZ</b>	2'16.866	2'16.964 (6)
8	<b>A.RINS</b>	<b>38.467</b>	<b>L.MARINI</b>	<b>33.578</b>	<b>I.LECUONA</b>	<b>33.798</b>	<b>B.BINDER</b>	<b>31.136</b>	8	<b>L.MARINI</b>	2'17.053	2'17.755 (11)
9	L.MARINI	38.508	P.ESPARGARO	33.580	B.BINDER	33.810	I.LECUONA	31.165	9	<b>F.BAGNAIA</b>	2'17.128	2'17.328 (8)
10	<b>B.BINDER</b>	<b>38.609</b>	<b>F.MORBIDELLI</b>	<b>33.605</b>	<b>L.MARINI</b>	<b>33.835</b>	<b>A.RINS</b>	<b>31.180</b>	10	<b>B.BINDER</b>	2'17.242	2'17.596 (9)
11	J.MIR	38.707	A.RINS	33.605	F.BAGNAIA	33.854	T.NAKAGAMI	31.220	11	<b>I.LECUONA</b>	2'17.405	2'17.596 (10)
12	<b>D.PETRUCCI</b>	<b>38.733</b>	<b>I.LECUONA</b>	<b>33.634</b>	<b>J.MIR</b>	<b>33.862</b>	<b>F.MORBIDELLI</b>	<b>31.344</b>	12	<b>J.MIR</b>	2'17.474	2'17.903 (12)
13	A.ESPARGARO	38.734	D.PETRUCCI	33.664	F.QUARTARARO	33.887	F.BAGNAIA	31.387	13	<b>T.NAKAGAMI</b>	2'17.606	2'18.292 (16)
14	<b>J.MARTIN</b>	<b>38.749</b>	<b>B.BINDER</b>	<b>33.687</b>	<b>A.ESPARGARO</b>	<b>33.901</b>	<b>A.MARQUEZ</b>	<b>31.408</b>	14	<b>F.QUARTARAR</b>	2'18.008	2'18.165 (15)
15	F.QUARTARARO	38.779	F.QUARTARARO	33.799	T.NAKAGAMI	34.008	E.BASTIANINI	31.459	15	<b>D.PETRUCCI</b>	2'18.083	2'18.083 (13)
16	<b>I.LECUONA</b>	<b>38.808</b>	<b>J.MIR</b>	<b>33.810</b>	<b>J.MARTIN</b>	<b>34.013</b>	<b>F.QUARTARARO</b>	<b>31.543</b>	16	<b>A.ESPARGAR</b>	2'18.087	2'18.087 (14)
17	T.NAKAGAMI	38.808	E.BASTIANINI	33.850	D.PETRUCCI	34.100	A.ESPARGARO	31.544	17	<b>F.MORBIDELLI</b>	2'18.173	2'18.530 (17)
18	<b>E.BASTIANINI</b>	<b>38.951</b>	<b>J.MARTIN</b>	<b>33.881</b>	<b>V.ROSSI</b>	<b>34.132</b>	<b>D.PETRUCCI</b>	<b>31.586</b>	18	<b>J.MARTIN</b>	2'18.425	2'18.832 (19)
19	F.MORBIDELLI	38.996	A.ESPARGARO	33.908	E.BASTIANINI	34.217	V.ROSSI	31.748	19	<b>E.BASTIANINI</b>	2'18.477	2'18.648 (18)
20	<b>A.DOVIZIOSO</b>	<b>39.578</b>	<b>V.ROSSI</b>	<b>34.145</b>	<b>F.MORBIDELLI</b>	<b>34.228</b>	<b>J.MARTIN</b>	<b>31.782</b>	20	<b>V.ROSSI</b>	2'19.608	2'19.668 (20)
21	V.ROSSI	39.583	A.DOVIZIOSO	34.270	A.DOVIZIOSO	34.490	A.DOVIZIOSO	31.880	21	<b>A.DOVIZIOSO</b>	2'20.218	2'20.556 (21)

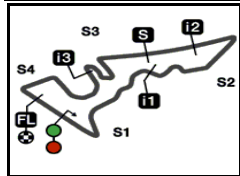
These data/results cannot be reproduced, stored and/or transmitted in whole or in part by any manner of electronic, mechanical, photocopying, recording, broadcasting or otherwise now known or herein after developed without the previous express consent by the copyright owner, except for reproduction in daily press and regular printed publications on sale to the public within 60 days of the event related to those data/results and always provided that copyright symbol appears together as follows below.

© DORNA, 2021

Official MotoGP Timing by **TISSOT**  
www.motogp.com








5513 m.

**RED BULL GRAND PRIX OF THE AMERICAS****Free Practice Nr. 1****Fastest Laps Sequence**

<i>Practice Time</i>	 <i>Rider</i>	<i>Nation</i>	<i>Motorcycle</i>	<i>Time</i>	<i>Km/h</i>	<i>Rider's Lap</i>
<b>5'12.117</b>	27 <b>Iker LECUONA</b>	SPA	KTM	<b>2'25.456</b>	136.4	2
<b>5'12.351</b>	5 <b>Johann ZARCO</b>	FRA	DUCATI	<b>2'25.023</b>	136.8	2
<b>5'32.580</b>	43 <b>Jack MILLER</b>	AUS	DUCATI	<b>2'22.836</b>	138.9	2
<b>5'42.274</b>	93 <b>Marc MARQUEZ</b>	SPA	HONDA	<b>2'20.323</b>	141.4	2
<b>8'00.159</b>	93 <b>Marc MARQUEZ</b>	SPA	HONDA	<b>2'17.885</b>	143.9	3
<b>14'54.836</b>	93 <b>Marc MARQUEZ</b>	SPA	HONDA	<b>2'16.801</b>	145.0	6
<b>19'34.903</b>	43 <b>Jack MILLER</b>	AUS	DUCATI	<b>2'16.639</b>	145.2	8
<b>21'51.515</b>	43 <b>Jack MILLER</b>	AUS	DUCATI	<b>2'16.612</b>	145.2	9
<b>38'42.996</b>	93 <b>Marc MARQUEZ</b>	SPA	HONDA	<b>2'15.872</b>	146.0	12

These data/results cannot be reproduced, stored and/or transmitted in whole or in part by any manner of electronic, mechanical, photocopying, recording, broadcasting or otherwise now known or herein after developed without the previous express consent by the copyright owner, except for reproduction in daily press and regular printed publications on sale to the public within 60 days of the event related to those data/results and always provided that copyright symbol appears together as follows below.

© DORNA, 2021

Official MotoGP Timing by **TISSOT**  
www.motogp.com

Austin, Friday, October 01, 2021

