

5077 m.

GRAN PREMIO TISSOT DE ARAGÓN

Free Practice Nr. 4

Classification

14

		Rider	Nation	Team	Motorcycle	Time	Lap Total	Gap	Top Speed
1	93	Marc MARQUEZ	SPA	Repsol Honda Team	HONDA	1'48.116	13 13		340.7
2	23	Enea BASTIANINI	ITA	Avintia Esponsorama	DUCATI	1'48.264	10 12	0.148 0.148	341.8
3	63	Francesco BAGNAIA	ITA	Ducati Lenovo Team	DUCATI	1'48.299	9 16	0.183 0.035	344.0
4	20	Fabio QUARTARARO	FRA	Monster Energy Yamaha MotoGP	YAMAHA	1'48.413	11 14	0.297 0.114	335.4
5	43	Jack MILLER	AUS	Ducati Lenovo Team	DUCATI	1'48.446	8 14	0.330 0.033	340.7
6	30	Takaaki NAKAGAMI	JPN	LCR Honda IDEMITSU	HONDA	1'48.458	12 15	0.342 0.012	341.8
7	89	Jorge MARTIN	SPA	Pramac Racing	DUCATI	1'48.492	10 13	0.376 0.034	342.9
8	44	PoI ESPARGARO	SPA	Repsol Honda Team	HONDA	1'48.497	9 14	0.381 0.005	339.6
9	36	Joan MIR	SPA	Team SUZUKI ECSTAR	SUZUKI	1'48.514	5 12	0.398 0.017	335.4
10	5	Johann ZARCO	FRA	Pramac Racing	DUCATI	1'48.524	4 13	0.408 0.010	341.8
11	41	Aleix ESPARGARO	SPA	Aprilia Racing Team Gresini	APRILIA	1'48.626	3 17	0.510 0.102	344.0
12	88	Miguel OLIVEIRA	POR	Red Bull KTM Factory Racing	KTM	1'48.692	8 14	0.576 0.066	336.5
13	35	Cal CRUTCHLOW	GBR	Monster Energy Yamaha MotoGP	YAMAHA	1'48.732	10 14	0.616 0.040	335.4
14	33	Brad BINDER	RSA	Red Bull KTM Factory Racing	KTM	1'48.819	5 13	0.703 0.087	345.0
15	46	Valentino ROSSI	ITA	Petronas Yamaha SRT	YAMAHA	1'48.891	15 15	0.775 0.072	336.5
16	73	Alex MARQUEZ	SPA	LCR Honda CASTROL	HONDA	1'48.913	5 14	0.797 0.022	339.6
17	27	Iker LECUONA	SPA	Tech 3 KTM Factory Racing	KTM	1'48.982	4 14	0.866 0.069	338.6
18	42	Alex RINS	SPA	Team SUZUKI ECSTAR	SUZUKI	1'49.148	4 13	1.032 0.166	339.6
19	9	Danilo PETRUCCI	ITA	Tech 3 KTM Factory Racing	KTM	1'49.159	5 13	1.043 0.011	334.4
20	12	Maverick VIÑALES	SPA	Aprilia Racing Team Gresini	APRILIA	1'49.186	9 13	1.070 0.027	337.5
21	10	Luca MARINI	ITA	SKY VR46 Avintia	DUCATI	1'49.231	5 12	1.115 0.045	339.6
22	96	Jake DIXON	GBR	Petronas Yamaha SRT	YAMAHA	1'49.676	4 13	1.560 0.445	331.3

Practice condition: **Dry**
 Air: **27°**
 Humidity: **48%**
 Ground: **45°**

Fastest Lap:	Lap: 13	Marc MARQUEZ	1'48.116	169 Km/h
Best Race Lap:	2020	Franco MORBIDELLI	1'48.089	169.0 Km/h
All Time Lap Record:	2015	Marc MARQUEZ	1'46.635	171.4 Km/h

The results are provisional until the end of the limit for protest and appeals.

Time limit for protest expires 30' after publication of the results - Time:

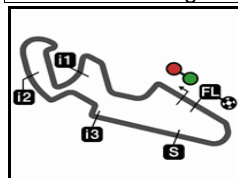
These data/results cannot be reproduced, stored and/or transmitted in whole or in part by any manner of electronic, mechanical, photocopying, recording, broadcasting or otherwise now known or herein after developed without the previous express consent by the copyright owner, except for reproduction in daily press and regular printed publications on sale to the public within 60 days of the event related to those data/results and always provided that copyright symbol appears together as follows below.

© DORNA, 2021

Official MotoGP Timing by TISSOT
 www.motogp.com

Alcañiz, Saturday, September 11, 2021





5077 m.

GRAN PREMIO TISSOT DE ARAGÓN

Free Practice Nr. 4

Top Speed & Average

15



Rider	Nation	Motorcycle	Top 5 speeds					Average	Top
33 Brad BINDER	RSA	KTM	345.0	339.6	339.6	339.6	339.6	340.7	345.0
41 Aleix ESPARGARO	SPA	APRILIA	344.0	339.6	338.6	338.6	338.6	339.9	344.0
63 Francesco BAGNAIA	ITA	DUCATI	344.0	341.8	341.8	341.8	340.7	341.8	344.0
89 Jorge MARTIN	SPA	DUCATI	342.9	340.7	339.6	338.6	338.6	340.1	342.9
5 Johann ZARCO	FRA	DUCATI	341.8	341.8	340.7	339.6	339.6	340.4	341.8
23 Enea BASTIANINI	ITA	DUCATI	341.8	339.6	337.5	336.5	336.5	337.8	341.8
30 Takaaki NAKAGAMI	JPN	HONDA	341.8	338.6	336.5	336.5	335.4	337.4	341.8
43 Jack MILLER	AUS	DUCATI	340.7	339.6	339.6	339.6	338.6	339.1	340.7
93 Marc MARQUEZ	SPA	HONDA	340.7	338.6	338.6	338.6	337.5	338.6	340.7
10 Luca MARINI	ITA	DUCATI	339.6	338.6	338.6	337.5	336.5	338.2	339.6
42 Alex RINS	SPA	SUZUKI	339.6	339.6	337.5	337.5	336.5	337.7	339.6
44 Pol ESPARGARO	SPA	HONDA	339.6	337.5	337.5	337.5	337.5	337.9	339.6
73 Alex MARQUEZ	SPA	HONDA	339.6	338.6	337.5	336.5	336.5	337.3	339.6
27 Iker LECUONA	SPA	KTM	338.6	335.4	334.4	334.4	334.4	335.4	338.6
12 Maverick VIÑALES	SPA	APRILIA	337.5	336.5	336.5	336.5	336.5	336.7	337.5
46 Valentino ROSSI	ITA	YAMAHA	336.5	334.4	334.4	334.4	334.4	334.8	336.5
88 Miguel OLIVEIRA	POR	KTM	336.5	336.5	334.4	334.4	334.4	335.0	336.5
20 Fabio QUARTARARO	FRA	YAMAHA	335.4	334.4	334.4	333.4	333.4	334.0	335.4
35 Cal CRUTCHLOW	GBR	YAMAHA	335.4	334.4	334.4	333.4	333.4	334.1	335.4
36 Joan MIR	SPA	SUZUKI	335.4	334.4	334.4	334.4	334.4	334.6	335.4
9 Danilo PETRUCCI	ITA	KTM	334.4	332.3	331.3	330.3	329.3	330.9	334.4
96 Jake DIXON	GBR	YAMAHA	331.3	328.3	327.3	327.3	326.3	328.1	331.3

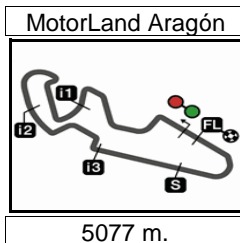
These data/results cannot be reproduced, stored and/or transmitted in whole or in part by any manner of electronic, mechanical, photocopying, recording, broadcasting or otherwise now known or herein after developed without the previous express consent by the copyright owner, except for reproduction in daily press and regular printed publications on sale to the public within 60 days of the event related to those data/results and always provided that copyright symbol appears together as follows below.

© DORNA, 2021

Official MotoGP Timing by TISSOT
www.motogp.com



Alcañiz, Saturday, September 11, 2021



Results and timing service provided by TISSOT

MotoGP™

GRAN PREMIO TISSOT DE ARAGÓN

Free Practice Nr. 4

Chronological Analysis of Performances

16

* Lap / Sector time cancelled

T1 Time from finish line to 1st intermedate

T3 Time from 2nd intermed. to 3rd intermed.

P Crossing the finish line in pit lane

T2 Time from 1st intermed. to 2nd intermed.

T4 Time from 3rd intermedate to finish line

** Tyre data subject to further updates

Lap	Lap Time	T1	T2	T3	T4	Speed	Lap	Lap Time	T1	T2	T3	T4	Speed
-----	----------	----	----	----	----	-------	-----	----------	----	----	----	----	-------

1st	93	Marc MARQUEZ	HONDA	SPA	
Repsol Honda Team					
Run #	1	Front Tyre	Slick-Hard	Rear Tyre	Slick-Soft
		New Tyre		4 Laps at start	
1	1'58.379	28.915	33.300	22.041	25.843 333.4
2	1'50.121	31.963	31.168	21.420	25.570 335.4
3	1'48.727	31.390	30.782	21.158	25.397 337.5
4	1'48.272	31.093	30.728	21.071	25.380 334.4
5	1'48.316	31.126	30.733	21.073	25.384 335.4
6	1'48.142	31.051	30.680	21.056	25.355 337.5
7	2'03.378 P	33.715	34.944	22.245	32.474 330.3
Run #	2	Front Tyre	Slick-Hard	Rear Tyre	Slick-Soft
		7 Laps at start		11 Laps at start	
8	9'24.923	28.587	32.428	23.319	25.614 338.6
9	1'48.749	31.453	30.791	21.220	25.285 338.6
10	1'48.385	31.261	30.631	21.127	25.366 336.5
11	1'48.397	31.087	30.621	21.207	25.482 340.7
12	1'50.265 *	31.727	31.079	21.954*	25.505 336.5
13	1'48.116	31.101	30.725	21.019	25.271 338.6

2nd	23	Enea BASTIANINI	DUCATI	ITA	
Avintia Esponsorama					
Run #	1	Front Tyre	Slick-Hard	Rear Tyre	Slick-Medium
		New Tyre		New Tyre	
1	2'16.809	31.747	33.078	22.373	26.552 334.4
2	1'55.188	31.877	31.219	26.474	25.618 339.6
3	1'49.329	31.460	30.946	21.425	25.498 341.8
4	1'55.819	31.881	31.250	26.756	25.932 335.4
5	1'49.038	31.379	30.850	21.151	25.658 336.5
6	1'56.092 P	31.254	30.848	22.072	31.918 336.5
Run #	2	Front Tyre	Slick-Hard	Rear Tyre	Slick-Soft
		6 Laps at start		4 Laps at start	
7	10'04.510	30.067	32.278	21.660	25.805 335.4
8	1'49.894	31.353	31.766	21.265	25.510 336.5
9	1'48.314	31.213	30.777	20.964	25.360 337.5
10	1'48.264	31.188	30.700	20.929	25.447 336.5
11	1'50.181	31.033	30.776	22.329	26.043 334.4
12	1'59.434 P	32.269	31.995	21.691	33.479 335.4

4th	20	Fabio QUARTARARO	YAMAHA	FRA	
Monster Energy Yamaha MotoGP					
Run #	1	Front Tyre	Slick-Hard	Rear Tyre	Slick-Hard
		4 Laps at start		New Tyre	
1	3'18.934	30.225	33.384	24.489	26.339 330.3
2	1'49.989	31.776	31.221	21.294	25.698 333.4
3	1'49.091	31.302	30.920	21.144	25.725 331.3
4	1'48.890	31.319	30.879	21.023	25.669 331.3
5	2'02.501 P	31.200	30.906	28.246	32.149 328.3
Run #	2	Front Tyre	Slick-Hard	Rear Tyre	Slick-Soft
		9 Laps at start		4 Laps at start	
6	4'49.794	30.455	32.948	21.676	25.861 332.3
7	1'48.809	31.297	30.747	21.129	25.636 333.4
8	1'48.771	31.042	30.718	21.352	25.659 332.3
9	1'48.533	31.114	30.785	21.110	25.524 334.4
10	1'48.585	31.203	30.734	21.076	25.572 334.4
11	1'48.413	31.056	30.746	21.108	25.503 335.4
12	1'48.706	31.234	30.725	21.142	25.605 333.4
13	1'48.702	31.173	30.792	21.150	25.587 333.4
14	1'48.773	31.190	30.757	21.161	25.665 332.3

3rd	63	Francesco BAGNAIA	DUCATI	ITA				
Ducati Lenovo Team								
Fastest Lap:	Marc MARQUEZ	Repsol Honda Team	SPA	1'48.116	31.101	30.725	21.019	25.271

These data/results cannot be reproduced, stored and/or transmitted in whole or in part by any manner of electronic, mechanical, photocopying, recording, broadcasting or otherwise now known or herein after developed without the previous express consent by the copyright owner, except for reproduction in daily press and regular printed publications on sale to the public within 60 days of the event related to those data/results and always provided that copyright symbol appears together as follows below.
© DORNA, 2021

Official MotoGP Timing by TISSOT
www.motogp.com



Free Practice Nr. 4

MotoGP

Lap	Lap Time	T1	T2	T3	T4	Speed	Lap	Lap Time	T1	T2	T3	T4	Speed
5th	43	Jack MILLER			DUCATI		AUS		Ducati Lenovo Team				
Run #	1	Front Tyre	Slick-Hard	Rear Tyre	Slick-Soft								
		New Tyre		5 Laps at start									
1	2'10.020	31.093	32.779	22.053	25.501	338.6							
2	1'49.101	31.484	30.925	21.309	25.383	340.7							
3	1'48.885	31.493	30.868	21.235	25.289	336.5							
4	1'48.487	31.216	30.662	21.187	25.422	336.5							
5	1'48.922	31.366	30.948	21.143	25.465	336.5							
6	1'48.874	31.476	30.872	21.110	25.416	338.6							
7	1'48.539	31.330	30.742	21.087	25.380	339.6							
8	1'48.446	31.337	30.719	21.065	25.325	338.6							
9	1'59.160 P	31.282	32.774	23.109	31.995	335.4							
Run #	2	Front Tyre	Slick-Hard	Rear Tyre	Slick-Soft								
		9 Laps at start		14 Laps at start									
10	5'58.959	30.980	32.236	22.094	25.466	339.6							
11	1'48.733	31.388	30.790	21.241	25.314	339.6							
12	1'48.579	31.347	30.747	21.136	25.349	338.6							
13	1'48.884	31.398	30.902	21.166	25.418	338.6							
14	1'49.392	31.520	31.090	21.260	25.522	338.6							
6th	30	Takaaki NAKAGAMI			HONDA		JPN		LCR Honda IDEMITSU				
Run #	1	Front Tyre	Slick-Medium	Rear Tyre	Slick-Hard								
		10 Laps at start		New Tyre									
1	2'19.100	32.033	33.268	22.636	25.849	341.8							
2	1'54.907	32.625	31.112	25.334	25.836	331.3							
3	1'49.610	31.738	31.118	21.227	25.527	338.6							
4	1'55.533	31.312	30.777	27.526	25.918	332.3							
5	2'00.468 P	31.378	30.882	21.218	36.990	335.4							
Run #	2	Front Tyre	Slick-Hard	Rear Tyre	Slick-Medium								
		New Tyre		New Tyre									
6	4'28.519	31.826	33.281	22.121	25.824	334.4							
7	1'50.536	32.163	31.428	21.448	25.497	334.4							
8	1'49.227	31.468	30.889	21.327	25.543	333.4							
9	1'48.691	31.320	30.729	21.157	25.485	334.4							
10	2'00.454	37.278	35.834	21.739	25.603	334.4							
11	1'48.732	31.279	30.830	21.155	25.468	336.5							
12	1'48.458	31.159	30.783	20.995	25.521	335.4							
13	1'49.208	31.351	30.902	21.330	25.625	336.5							
14	1'58.139	37.378	32.478	22.519	25.764	333.4							
15	1'48.954	31.256	30.854	21.118	25.726	334.4							
9th	36	Joan MIR			SUZUKI		SPA		Team SUZUKI ECSTAR				
Run #	1	Front Tyre	Slick-Hard	Rear Tyre	Slick-Soft								
		New Tyre		12 Laps at start									
1	1'52.559	30.011	32.914	21.809	25.923	329.3							
2	1'49.969	32.047	30.907	21.324	25.691	330.3							
3	1'48.870	31.491	30.783	21.177	25.419	334.4							
4	1'48.627	31.205	30.649	21.161	25.612	332.3							
5	1'48.514	31.199	30.634	21.134	25.547	332.3							
6	2'03.208 P	35.434	33.122	22.162	32.490	330.3							
Run #	2	Front Tyre	Slick-Medium	Rear Tyre	Slick-Soft								
		New Tyre		18 Laps at start									
7	7'14.114	30.112	32.138	21.904	25.839	331.3							
8	1'49.332	31.751	30.811	21.318	25.452	335.4							
9	1'48.848	31.279	30.762	21.292	25.515	334.4							
10	1'52.375	31.391	33.519	21.886	25.579	334.4							
11	1'48.741	31.319	30.685	21.229	25.508	334.4							
12	1'58.818 P	31.397	32.943	22.290	32.188	328.3							
7th	89	Jorge MARTIN			DUCATI		SPA		Pramac Racing				
Run #	1	Front Tyre	Slick-Hard	Rear Tyre	Slick-Medium								
		New Tyre		New Tyre									
1	2'20.535	31.783	36.833	22.060	25.704	337.5							
2	1'50.687	32.661	31.159	21.403	25.464	338.6							
3	1'48.902	31.513	30.840	21.335	25.214	340.7							
4	1'48.931	31.309	30.848	21.316	25.458	336.5							
5	1'52.660	33.903	31.264	21.911	25.582	335.4							
6	1'49.159	31.329	31.032	21.404	25.394	342.9							

Fastest Lap: Marc MARQUEZ Repsol Honda Team SPA **1'48.116** 31.101 30.725 21.019 25.271

These data/results cannot be reproduced, stored and/or transmitted in whole or in part by any manner of electronic, mechanical, photocopying, recording, broadcasting or otherwise now known or herein after developed without the previous express consent by the copyright owner, except for reproduction in daily press and regular printed publications on sale to the public within 60 days of the event related to those data/results and always provided that copyright symbol appears together as follows below.
© DORNA, 2021



Free Practice Nr. 4

MotoGP

Lap	Lap Time	T1	T2	T3	T4	Speed	Lap	Lap Time	T1	T2	T3	T4	Speed	
10th	5	Johann ZARCO				DUCATI	FRA	8	1'48.692	31.247	30.808	21.153	25.484	334.4
		Pramac Racing						9	1'49.043	31.348	30.995	21.266	25.434	333.4
							10	1'49.357	31.412	30.983	21.465	25.497	332.3	
							11	1'49.647	31.509	31.136	21.481	25.521	334.4	
							12	1'58.728	34.465	33.596	24.908	25.759	334.4	
							13	1'49.877	31.841	31.110	21.392	25.534	336.5	
							14	1'58.558	P 31.535	33.707	22.311	31.005	334.4	
Run #	1	Front Tyre	Slick-Medium	Rear Tyre	Slick-Soft									
			7 Laps at start		4 Laps at start									
1	2'00.827	28.763	32.943	22.453	25.757	339.6								
2	1'49.529	31.731	31.006	21.383	25.409	340.7								
3	1'48.745	31.419	30.842	21.234	25.250	341.8								
4	1'48.524	31.216	30.816	21.121	25.371	337.5								
5	1'49.167	31.237	30.825	21.491	25.614	336.5								
6	2'07.633	P 34.657	37.454	23.259	32.263	338.6								
13th	35	Cal CRUTCHLOW				YAMAHA	GBR							
		Monster Energy Yamaha MotoGP												
Run #	1	Front Tyre	Slick-Hard	Rear Tyre	Slick-Soft									
			New Tyre		3 Laps at start									
1	2'25.685	30.993	32.886	22.236	26.057	331.3								
2	1'51.325	32.383	31.590	21.584	25.768	333.4								
3	1'49.483	31.565	30.958	21.327	25.633	335.4								
4	1'49.761	31.547	30.849	21.383	25.982	332.3								
5	1'56.084	37.539	31.270	21.295	25.980	329.3								
6	1'49.087	31.426	30.917	21.156	25.588	333.4								
7	2'03.391	P 31.480	36.151	24.239	31.521	328.3								
Run #	2	Front Tyre	Slick-Hard	Rear Tyre	Slick-Soft									
			7 Laps at start		10 Laps at start									
8	5'36.218	30.921	36.046	25.020	28.004	329.3								
9	1'49.382	31.742	30.983	21.146	25.511	334.4								
10	1'48.732	31.213	30.790	21.168	25.561	334.4								
11	1'49.097	31.262	30.958	21.261	25.616	333.4								
12	1'56.526	34.685	34.720	21.424	25.697	332.3								
13	1'49.223	31.388	30.921	21.273	25.641	332.3								
14	2'13.947	P 42.243	32.875	22.979	35.850	326.3								
14th	33	Brad BINDER				KTM	RSA							
		Red Bull KTM Factory Racing												
Run #	1	Front Tyre	Slick-Hard	Rear Tyre	Slick-Soft									
			5 Laps at start		5 Laps at start									
1	2'17.623	31.938	33.017	22.918	26.240	338.6								
2	1'57.842	31.943	31.365	28.862	25.672	339.6								
3	1'49.533	31.591	31.037	21.390	25.515	345.0								
4	1'55.461	31.540	30.926	27.154	25.841	335.4								
5	1'48.819	31.285	30.877	21.076	25.581	337.5								
6	1'52.775	31.369	31.068	21.333	29.005	339.6								
7	1'49.480	31.516	31.305	21.194	25.465	338.6								
8	1'53.848	31.456	31.212	25.605	25.575	337.5								
9	1'49.760	31.337	31.061	21.442	25.920	335.4								
10	1'49.068	31.361	31.012	21.209	25.486	339.6								
11	1'49.082	31.224	31.124	21.256	25.478	338.6								
12	1'49.243	31.446	31.104	21.267	25.426	339.6								
13	2'03.615	P 39.444	31.348	21.637	31.186	338.6								
12th	88	Miguel OLIVEIRA				KTM	POR							
		Red Bull KTM Factory Racing												
Run #	1	Front Tyre	Slick-Hard	Rear Tyre	Slick-Soft									
			New Tyre		4 Laps at start									
1	2'07.575	29.909	33.036	22.478	25.880	333.4								
2	1'54.335	32.101	35.010	21.709	25.515	334.4								
3	1'49.451	31.531	31.348	21.177	25.395	336.5								
4	1'48.745	31.315	30.853	21.123	25.454	333.4								
5	1'52.627	* 31.473	32.837	21.973	26.344*	319.6								
6	1'54.024	31.495	30.776	22.776	28.977	321.5								
7	1'49.228	* 31.563	30.911*	21.231	25.523	333.4								
15th	46	Valentino ROSSI				YAMAHA	ITA							
		Petronas Yamaha SRT												
Run #	1	Front Tyre	Slick-Hard	Rear Tyre	Slick-Hard									
			New Tyre		New Tyre									
1	2'17.693	30.300	32.479	22.014	25.963	336.5								
2	1'50.746	32.067	31.337	21.574	25.768	330.3								

Fastest Lap: Marc MARQUEZ Repsol Honda Team SPA **1'48.116** 31.101 30.725 21.019 25.271

These data/results cannot be reproduced, stored and/or transmitted in whole or in part by any manner of electronic, mechanical, photocopying, recording, broadcasting or otherwise now known or herein after developed without the previous express consent by the copyright owner, except for reproduction in daily press and regular printed publications on sale to the public within 60 days of the event related to those data/results and always provided that copyright symbol appears together as follows below.
© DORNA, 2021



Free Practice Nr. 4

MotoGP

Lap	Lap Time	T1	T2	T3	T4	Speed	Lap	Lap Time	T1	T2	T3	T4	Speed
3	1'49.866	31.842	30.984	21.329	25.711	332.3	12	1'49.373	31.384	31.061	21.296	25.632	333.4
4	1'49.421	31.689	30.875	21.084	25.773	329.3	13	1'49.584	31.521	31.089	21.309	25.665	331.3
5	1'55.761	31.596	31.001	27.267	25.897	329.3	14	2'01.573 P	34.149	32.804	22.625	31.995	325.4
6	1'49.467	31.547	31.028	21.219	25.673	334.4							
7	1'49.729	31.671	30.984	21.333	25.741	331.3							
8	2'05.610 P	38.094	32.839	23.459	31.218	329.3							

18th **42** **Alex RINS** SUZUKI SPA
Team SUZUKI ECSTAR

Run #	2	Front Tyre	Slick-Hard	Rear Tyre	Slick-Soft
		8 Laps at start		3 Laps at start	
9	4'36.512	30.384	34.971	21.907	25.652 334.4
10	1'49.400	31.794	30.932	21.198	25.476 334.4
11	1'49.003	31.404	30.838	21.205	25.556 332.3
12	1'49.098	31.427	30.784	21.259	25.628 330.3
13	1'52.202	34.503	30.896	21.313	25.490 333.4
14	1'55.020	36.112	31.497	21.621	25.790 334.4
15	1'48.891	31.401	30.778	21.114	25.598 332.3

Run #	1	Front Tyre	Slick-Medium	Rear Tyre	Slick-Soft
		8 Laps at start		15 Laps at start	
1	2'10.705	30.451	33.059	22.025	25.772 337.5
2	1'49.576	31.710	31.070	21.206	25.590 336.5
3	1'49.620	31.565	31.104	21.365	25.586 339.6
4	1'49.148	31.376	30.846	21.216	25.710 339.6
5	1'52.869	31.743	33.673	21.651	25.802 333.4
6	1'55.353 P	31.515	31.106	21.673	31.059 336.5

16th **73** **Alex MARQUEZ** HONDA SPA
LCR Honda CASTROL

Run #	1	Front Tyre	Slick-Hard	Rear Tyre	Slick-Soft
		New Tyre		5 Laps at start	
1	1'53.262	29.647	32.846	22.227	25.806 336.5
2	1'50.078	32.093	31.131	21.365	25.489 338.6
3	1'49.089	31.466	30.877	21.306	25.440 339.6
4	1'48.929	31.318	30.777	21.176	25.658 334.4
5	1'48.913	31.284	30.847	21.282	25.500 336.5
6	1'49.128	31.460	30.903	21.248	25.517 337.5
7	1'51.322 *	32.321	31.769*	21.626	25.606 334.4
8	1'58.952 P	31.409	31.047	24.989	31.507 336.5

Run #	2	Front Tyre	Slick-Hard	Rear Tyre	Slick-Hard
		8 Laps at start		8 Laps at start	
7	6'45.261	31.876	32.361	21.873	26.041 332.3
8	1'50.108	31.774	31.188	21.451	25.695 335.4
9	1'49.377	31.408	31.034	21.248	25.687 336.5
10	1'52.404 *	31.378	31.611*	23.645	25.770 337.5
11	1'49.297	31.384	31.065	21.178	25.670 335.4
12	1'49.554	31.501	31.120	21.181	25.752 334.4
13	2'01.342 P	36.089	32.159	21.852	31.242 335.4

19th **9** **Daniilo PETRUCCI** KTM ITA
Tech 3 KTM Factory Racing

Run #	2	Front Tyre	Slick-Hard	Rear Tyre	Slick-Soft
		8 Laps at start		13 Laps at start	
9	6'50.273	30.311	32.525	21.934	26.139 328.3
10	1'49.819	31.592	31.129	21.510	25.588 336.5
11	1'50.109	31.584	31.491	21.430	25.604 335.4
12	1'49.640	31.532	31.029	21.489	25.590 334.4
13	1'49.353	31.406	30.964	21.327	25.656 336.5
14	1'59.983 P	33.344	33.213	22.146	31.280 331.3

Run #	1	Front Tyre	Slick-Hard	Rear Tyre	Slick-Soft
		5 Laps at start		4 Laps at start	
1	2'07.835	29.693	33.006	22.509	25.880 334.4
2	1'50.888	31.965	31.644	21.720	25.559 329.3
3	1'49.389	31.477	30.970	21.383	25.559 330.3
4	1'49.521	31.457	31.041	21.391	25.632 328.3
5	1'49.159	31.229	31.016	21.348	25.566 328.3
6	2'00.333	38.141	31.583	21.599	29.010 241.8
7	1'55.126 P	31.588	31.144	21.375	31.019 331.3

17th **27** **Iker LECUONA** KTM SPA
Tech 3 KTM Factory Racing

Run #	1	Front Tyre	Slick-Hard	Rear Tyre	Slick-Soft
		5 Laps at start		3 Laps at start	
1	2'03.789	29.324	32.623	21.930	25.763 331.3
2	1'50.041	31.743	31.264	21.493	25.541 331.3
3	1'56.489	31.443	31.372	28.150	25.524 338.6
4	1'48.982	31.478	31.000	21.113	25.391 335.4
5	1'49.997	31.695	31.283	21.432	25.587 334.4
6	1'55.747 P	31.858	31.099	21.382	31.408 334.4

Run #	2	Front Tyre	Slick-Hard	Rear Tyre	Slick-Soft
		12 Laps at start		11 Laps at start	
8	7'17.547	30.123	32.026	21.640	26.515 293.6
9	1'49.351	31.450	31.023	21.359	25.519 332.3
10	1'52.577	31.487	31.669	22.115	27.306 264.2
11	1'49.698	31.410	31.245	21.406	25.637 329.3
12	1'49.901	31.530	31.296	21.381	25.694 329.3
13	2'00.116 P	31.552	33.285	22.791	32.488 314.0

20th **12** **Maverick VIÑALES** APRILIA SPA
Aprilia Racing Team Gresini

Run #	2	Front Tyre	Slick-Hard	Rear Tyre	Slick-Soft
		11 Laps at start		9 Laps at start	
7	5'42.936	29.794	31.961	21.503	25.515 332.3
8	1'49.398	31.471	31.129	21.334	25.464 332.3
9	1'49.442	31.475	31.017	21.433	25.517 333.4
10	1'49.438	31.474	31.056	21.362	25.546 333.4
11	1'49.300	31.332	31.130	21.258	25.580 334.4

Run #	1	Front Tyre	Slick-Medium	Rear Tyre	Slick-Soft
		8 Laps at start		4 Laps at start	
1	2'23.911	29.041	32.373	21.941	26.077 337.5
2	2'22.698	32.732	l'01.340	22.404	26.222 333.4
3	1'50.408	32.071	31.149	21.424	25.764 333.4
4	1'50.138	31.689	31.061	21.446	25.942 330.3
5	1'59.296 P	33.350	32.363	22.042	31.541 332.3

Fastest Lap: Marc MARQUEZ Repsol Honda Team SPA **1'48.116** 31.101 30.725 21.019 25.271

These data/results cannot be reproduced, stored and/or transmitted in whole or in part by any manner of electronic, mechanical, photocopying, recording, broadcasting or otherwise now known or herein after developed without the previous express consent by the copyright owner, except for reproduction in daily press and regular printed publications on sale to the public within 60 days of the event related to those data/results and always provided that copyright symbol appears together as follows below.
© DORNA, 2021



Free Practice Nr. 4

MotoGP

Lap	Lap Time	T1	T2	T3	T4	Speed	Lap	Lap Time	T1	T2	T3	T4	Speed
Run # 2	Front Tyre	Slick-Hard		Rear Tyre	Slick-Soft								
		New Tyre			9 Laps at start								
6	7'30.317	29.558	32.120	21.553	25.851	332.3							
7	1'49.705	31.580	30.908	21.520	25.697	335.4							
8	1'49.244	31.530	30.870	21.244	25.600	336.5							
9	1'49.186	31.495	30.886	21.217	25.588	336.5							
10	1'49.805	31.441	30.847	21.854	25.663	336.5							
11	1'49.441	31.578	30.936	21.211	25.716	335.4							
12	1'49.800	31.610	30.888	21.231	26.071	336.5							
13	1'53.324	35.040	31.201	21.370	25.713	336.5							

21st **10** **Luca MARINI** DUCATI ITA
SKY VR46 Avintia

Run # 1	Front Tyre	Slick-Hard		Rear Tyre	Slick-Soft	
		New Tyre			3 Laps at start	
1	2'16.930	32.993	33.033	22.523	26.308	337.5
2	1'52.157	32.008	31.074	23.134	25.941	334.4
3	1'49.530	31.466	31.012	21.550	25.502	338.6
4	1'49.627	31.650	30.968	21.392	25.617	334.4
5	1'49.231	31.398	30.944	21.315	25.574	333.4
6	1'59.980 P	33.825	31.838	22.179	32.138	335.4

Run # 2	Front Tyre	Slick-Hard		Rear Tyre	Slick-Soft	
		6 Laps at start			9 Laps at start	
7	5'36.456	29.102	32.845	21.957	25.907	333.4
8	1'49.912	31.786	31.071	21.465	25.590	333.4
9	1'49.925	31.318	31.046	22.108	25.453	339.6
10	1'49.268	31.328	31.034	21.427	25.479	338.6
11	1'49.475	31.515	31.028	21.391	25.541	336.5
12	2'13.661 P	40.452	35.885	24.156	33.168	331.3

22nd **96** **Jake DIXON** YAMAHA GBR
Petronas Yamaha SRT

Run # 1	Front Tyre	Slick-Hard		Rear Tyre	Slick-Hard	
		New Tyre			New Tyre	
1	2'04.690	30.628	33.494	22.166	25.927	328.3
2	1'54.854	31.996	31.304	24.196	27.358	296.0
3	1'49.723	31.859	31.005	21.318	25.541	331.3
4	1'49.676	31.542	30.951	21.402	25.781	325.4
5	1'50.249	31.648	31.164	21.498	25.939	324.4
6	1'58.223	32.751	35.218	21.464	28.790	218.4
7	2'11.191 P	42.722	31.829	22.582	34.058	285.9

Run # 2	Front Tyre	Slick-Medium		Rear Tyre	Slick-Hard	
		9 Laps at start			7 Laps at start	
8	4'34.289	30.637	33.774	22.430	26.242	326.3
9	1'50.438	31.835	31.331	21.520	25.752	327.3
10	1'49.888	31.562	31.187	21.384	25.755	327.3
11	2'00.196	31.664	38.703	22.713	27.116	286.6
12	1'50.764	31.846	31.351	21.475	26.092	323.4
13	2'03.955 P	31.838	31.400	21.834	38.883	201.7

Fastest Lap: Marc MARQUEZ Repsol Honda Team SPA **1'48.116** 31.101 30.725 21.019 25.271

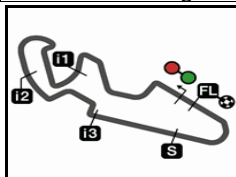
These data/results cannot be reproduced, stored and/or transmitted in whole or in part by any manner of electronic, mechanical, photocopying, recording, broadcasting or otherwise now known or herein after developed without the previous express consent by the copyright owner, except for reproduction in daily press and regular printed publications on sale to the public within 60 days of the event related to those data/results and always provided that copyright symbol appears together as follows below.
© DORNA, 2021

Official MotoGP Timing by **TISSOT**
www.motogp.com

Alcañiz, Saturday, September 11, 2021

Page 5 of 5





5077 m.

GRAN PREMIO TISSOT DE ARAGÓN

Free Practice Nr. 4

Best Partial Times

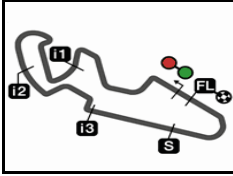
MotoGP™

IT Ideal Lap Time, sum of the best partial times*BT* Best Lap Time

<i>T1</i>		<i>T2</i>		<i>T3</i>		<i>T4</i>				<i>IT</i>	<i>BT</i>	
Pos	Rider	Time	Rider	Time	Rider	Time	Rider	Time	Pos	Rider		
1	E.BASTIANINI	31.033	M.MARQUEZ	30.621	E.BASTIANINI	20.929	J.MARTIN	25.198	1	M.MARQUEZ	1'47.962	1'48.116 (1)
2	F.QUARTARARO	31.042	J.MIR	30.634	F.BAGNAIA	20.975	F.BAGNAIA	25.230	2	F.BAGNAIA	1'47.990	1'48.299 (3)
3	M.MARQUEZ	31.051	J.MILLER	30.662	T.NAKAGAMI	20.995	J.ZARCO	25.250	3	E.BASTIANINI	1'48.022	1'48.264 (2)
4	F.BAGNAIA	31.122	F.BAGNAIA	30.663	M.MARQUEZ	21.019	M.MARQUEZ	25.271	4	J.MILLER	1'48.232	1'48.446 (5)
5	T.NAKAGAMI	31.159	A.ESPARGARO	30.692	F.QUARTARARO	21.023	J.MILLER	25.289	5	F.QUARTARAR	1'48.286	1'48.413 (4)
6	P.ESPARGARO	31.191	E.BASTIANINI	30.700	A.ESPARGARO	21.036	P.ESPARGARO	25.308	6	T.NAKAGAMI	1'48.351	1'48.458 (6)
7	J.MIR	31.199	F.QUARTARARO	30.718	J.MILLER	21.065	A.ESPARGARO	25.316	7	A.ESPARGAR	1'48.378	1'48.626 (11)
8	C.CRUTCHLOW	31.213	T.NAKAGAMI	30.729	B.BINDER	21.076	E.BASTIANINI	25.360	8	J.MIR	1'48.386	1'48.514 (9)
9	J.ZARCO	31.216	P.ESPARGARO	30.741	V.ROSSI	21.084	I.LECUONA	25.391	9	J.ZARCO	1'48.403	1'48.524 (10)
10	J.MILLER	31.216	M.OLIVEIRA	30.776	I.LECUONA	21.113	M.OLIVEIRA	25.395	10	P.ESPARGAR	1'48.413	1'48.497 (8)
11	B.BINDER	31.224	A.MARQUEZ	30.777	J.ZARCO	21.121	J.MIR	25.419	11	J.MARTIN	1'48.450	1'48.492 (7)
12	D.PETRUCCI	31.229	V.ROSSI	30.778	M.OLIVEIRA	21.123	B.BINDER	25.426	12	M.OLIVEIRA	1'48.541	1'48.692 (12)
13	M.OLIVEIRA	31.247	C.CRUTCHLOW	30.790	J.MIR	21.134	A.MARQUEZ	25.440	13	B.BINDER	1'48.603	1'48.819 (14)
14	J.MARTIN	31.270	J.ZARCO	30.816	J.MARTIN	21.142	L.MARINI	25.453	14	C.CRUTCHLO	1'48.660	1'48.732 (13)
15	A.MARQUEZ	31.284	J.MARTIN	30.840	C.CRUTCHLOW	21.146	T.NAKAGAMI	25.468	15	A.MARQUEZ	1'48.677	1'48.913 (16)
16	L.MARINI	31.318	A.RINS	30.846	P.ESPARGARO	21.173	V.ROSSI	25.476	16	V.ROSSI	1'48.739	1'48.891 (15)
17	I.LECUONA	31.332	M.VIÑALES	30.847	A.MARQUEZ	21.176	F.QUARTARARO	25.503	17	I.LECUONA	1'48.836	1'48.982 (17)
18	A.ESPARGARO	31.334	B.BINDER	30.877	A.RINS	21.178	C.CRUTCHLOW	25.511	18	A.RINS	1'48.986	1'49.148 (18)
19	A.RINS	31.376	L.MARINI	30.944	M.VIÑALES	21.211	D.PETRUCCI	25.519	19	L.MARINI	1'49.030	1'49.231 (21)
20	V.ROSSI	31.401	J.DIXON	30.951	L.MARINI	21.315	J.DIXON	25.541	20	D.PETRUCCI	1'49.066	1'49.159 (19)
21	M.VIÑALES	31.441	D.PETRUCCI	30.970	J.DIXON	21.318	A.RINS	25.586	21	M.VIÑALES	1'49.087	1'49.186 (20)
22	J.DIXON	31.542	I.LECUONA	31.000	D.PETRUCCI	21.348	M.VIÑALES	25.588	22	J.DIXON	1'49.352	1'49.676 (22)


These data/results cannot be reproduced, stored and/or transmitted in whole or in part by any manner of electronic, mechanical, photocopying, recording, broadcasting or otherwise now known or herein after developed without the previous express consent by the copyright owner, except for reproduction in daily press and regular printed publications on sale to the public within 60 days of the event related to those data/results and always provided that copyright symbol appears together as follows below.
© DORNA, 2021





5077 m.

GRAN PREMIO TISSOT DE ARAGÓN**Free Practice Nr. 4****Fastest Laps Sequence**

<i>Practice Time</i>	 <i>Rider</i>	<i>Nation</i>	<i>Motorcycle</i>	<i>Time</i>	<i>Km/h</i>	<i>Rider's Lap</i>
3'42.528	36 Joan MIR	SPA	SUZUKI	1'49.969	166.2	2
3'50.356	5 Johann ZARCO	FRA	DUCATI	1'49.529	166.8	2
3'59.121	43 Jack MILLER	AUS	DUCATI	1'49.101	167.5	2
5'31.398	36 Joan MIR	SPA	SUZUKI	1'48.870	167.8	3
5'37.227	93 Marc MARQUEZ	SPA	HONDA	1'48.727	168.1	3
6'01.457	41 Aleix ESPARGARO	SPA	APRILIA	1'48.626	168.2	3
7'25.499	93 Marc MARQUEZ	SPA	HONDA	1'48.272	168.8	4
11'01.957	93 Marc MARQUEZ	SPA	HONDA	1'48.142	169.0	6
31'34.170	93 Marc MARQUEZ	SPA	HONDA	1'48.116	169.0	13

These data/results cannot be reproduced, stored and/or transmitted in whole or in part by any manner of electronic, mechanical, photocopying, recording, broadcasting or otherwise now known or herein after developed without the previous express consent by the copyright owner, except for reproduction in daily press and regular printed publications on sale to the public within 60 days of the event related to those data/results and always provided that copyright symbol appears together as follows below.

© DORNA, 2021

