


5077 m.

# GRAN PREMIO TISSOT DE ARAGÓN

## Free Practice Nr. 3

### Classification

10

		Rider	Nation	Team	Motorcycle	Time	Lap Total	Gap	Top Speed
1	20	<b>Fabio QUARTARARO</b>	FRA	Monster Energy Yamaha MotoGP	YAMAHA	<b>1'46.926</b>	18 19		<b>339.6</b>
2	41	<b>Aleix ESPARGARO</b>	SPA	Aprilia Racing Team Gresini	APRILIA	<b>1'46.949</b>	17 17	0.023 0.023	<b>345.0</b>
3	36	<b>Joan MIR</b>	SPA	Team SUZUKI ECSTAR	SUZUKI	<b>1'46.982</b>	16 19	0.056 0.033	<b>336.5</b>
4	63	<b>Francesco BAGNAIA</b>	ITA	Ducati Lenovo Team	DUCATI	<b>1'46.984</b>	15 19	0.058 0.002	<b>344.0</b>
5	43	<b>Jack MILLER</b>	AUS	Ducati Lenovo Team	DUCATI	<b>1'47.059</b>	18 18	0.133 0.075	<b>340.7</b>
6	89	<b>Jorge MARTIN</b>	SPA	Pramac Racing	DUCATI	<b>1'47.120</b>	17 18	0.194 0.061	<b>341.8</b>
7	44	<b>Po ESPARGARO</b>	SPA	Repsol Honda Team	HONDA	<b>1'47.134</b>	17 19	0.208 0.014	<b>344.0</b>
8	93	<b>Marc MARQUEZ</b>	SPA	Repsol Honda Team	HONDA	<b>1'47.185</b>	16 19	0.259 0.051	<b>339.6</b>
9	30	<b>Takaaki NAKAGAMI</b>	JPN	LCR Honda IDEMITSU	HONDA	<b>1'47.256</b>	16 17	0.330 0.071	<b>339.6</b>
10	23	<b>Enea BASTIANINI</b>	ITA	Avintia Esponsorama	DUCATI	<b>1'47.276</b>	15 16	0.350 0.020	<b>344.0</b>
11	5	<b>Johann ZARCO</b>	FRA	Pramac Racing	DUCATI	<b>1'47.328</b>	17 17	0.402 0.052	<b>345.0</b>
12	35	<b>Cal CRUTCHLOW</b>	GBR	Monster Energy Yamaha MotoGP	YAMAHA	<b>1'47.353</b>	16 18	0.427 0.025	<b>341.8</b>
13	88	<b>Miguel OLIVEIRA</b>	POR	Red Bull KTM Factory Racing	KTM	<b>1'47.389</b>	19 19	0.463 0.036	<b>340.7</b>
14	42	<b>Alex RINS</b>	SPA	Team SUZUKI ECSTAR	SUZUKI	<b>1'47.396</b>	19 19	0.470 0.007	<b>344.0</b>
15	46	<b>Valentino ROSSI</b>	ITA	Petronas Yamaha SRT	YAMAHA	<b>1'47.551</b>	19 19	0.625 0.155	<b>340.7</b>
16	73	<b>Alex MARQUEZ</b>	SPA	LCR Honda CASTROL	HONDA	<b>1'47.673</b>	13 17	0.747 0.122	<b>341.8</b>
17	12	<b>Maverick VIÑALES</b>	SPA	Aprilia Racing Team Gresini	APRILIA	<b>1'47.789</b>	15 17	0.863 0.116	<b>339.6</b>
18	33	<b>Brad BINDER</b>	RSA	Red Bull KTM Factory Racing	KTM	<b>1'47.805</b>	14 18	0.879 0.016	<b>349.5</b>
19	27	<b>Iker LECUONA</b>	SPA	Tech 3 KTM Factory Racing	KTM	<b>1'47.829</b>	17 18	0.903 0.024	<b>344.0</b>
20	10	<b>Luca MARINI</b>	ITA	SKY VR46 Avintia	DUCATI	<b>1'48.093</b>	13 17	1.167 0.264	<b>341.8</b>
21	9	<b>Danilo PETRUCCI</b>	ITA	Tech 3 KTM Factory Racing	KTM	<b>1'48.397</b>	14 18	1.471 0.304	<b>337.5</b>
22	96	<b>Jake DIXON</b>	GBR	Petronas Yamaha SRT	YAMAHA	<b>1'48.422</b>	11 16	1.496 0.025	<b>334.4</b>

Practice condition: **Dry**  
 Air: **21°**  
 Humidity: **68%**  
 Ground: **26°**

<b>Fastest Lap:</b>	Lap: 18	<b>Fabio QUARTARARO</b>	<b>1'46.926</b>	170.9 Km/h
<b>Best Race Lap:</b>	2020	<b>Franco MORBIDELLI</b>	<b>1'48.089</b>	169.0 Km/h
<b>All Time Lap Record:</b>	2015	<b>Marc MARQUEZ</b>	<b>1'46.635</b>	171.4 Km/h

The results are provisional until the end of the limit for protest and appeals.

Time limit for protest expires 30' after publication of the results - ..... Time: .....

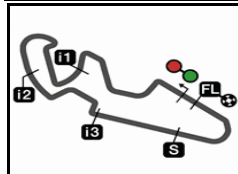
These data/results cannot be reproduced, stored and/or transmitted in whole or in part by any manner of electronic, mechanical, photocopying, recording, broadcasting or otherwise now known or herein after developed without the previous express consent by the copyright owner, except for reproduction in daily press and regular printed publications on sale to the public within 60 days of the event related to those data/results and always provided that copyright symbol appears together as follows below.

© DORNA, 2021

Official MotoGP Timing by TISSOT  
 www.motogp.com

Alcañiz, Saturday, September 11, 2021






5077 m.

## GRAN PREMIO TISSOT DE ARAGÓN

## Free Practice Nr. 3

## Combined Free Practice Times

11

	Rider	Nation	Team	MOTORCYCLE	FP1	FP2	FP3	Gap
1	20 <b>F.QUARTARARO</b>	FRA	Monster Energy Yamaha MotoGP	YAMAHA	1'49.451 14	1'48.034 16	<b>1'46.926</b> 18	
2	41 <b>A.ESPARGARO</b>	SPA	Aprilia Racing Team Gresini	APRILIA	1'49.313 15	1'47.886 18	<b>1'46.949</b> 17	0.023 0.023
3	36 <b>J.MIR</b>	SPA	Team SUZUKI ECSTAR	SUZUKI	1'49.019 17	1'48.886 11	<b>1'46.982</b> 16	0.056 0.033
4	63 <b>F.BAGNAIA</b>	ITA	Ducati Lenovo Team	DUCATI	1'49.193 16	1'48.032 15	<b>1'46.984</b> 15	0.058 0.002
5	43 <b>J.MILLER</b>	AUS	Ducati Lenovo Team	DUCATI	1'49.262 16	1'47.613 15	<b>1'47.059</b> 18	0.133 0.075
6	89 <b>J.MARTIN</b>	SPA	Pramac Racing	DUCATI	1'49.947 10	1'48.023 17	<b>1'47.120</b> 17	0.194 0.061
7	44 <b>P.ESPARGARO</b>	SPA	Repsol Honda Team	HONDA	1'49.589 13	1'48.166 15	<b>1'47.134</b> 17	0.208 0.014
8	93 <b>M.MARQUEZ</b>	SPA	Repsol Honda Team	HONDA	1'48.048 18	1'48.827 8	<b>1'47.185</b> 16	0.259 0.051
9	30 <b>T.NAKAGAMI</b>	JPN	LCR Honda IDEMITSU	HONDA	1'49.459 8	1'48.057 17	<b>1'47.256</b> 16	0.330 0.071
10	23 <b>E.BASTIANINI</b>	ITA	Avintia Esponsorama	DUCATI	1'49.652 13	1'48.086 16	<b>1'47.276</b> 15	0.350 0.020
11	5 <b>J.ZARCO</b>	FRA	Pramac Racing	DUCATI	1'49.372 17	1'47.988 18	<b>1'47.328</b> 17	0.402 0.052
12	35 <b>C.CRUTCHLOW</b>	GBR	Monster Energy Yamaha MotoGP	YAMAHA	1'49.670 14	1'47.897 17	<b>1'47.353</b> 16	0.427 0.025
13	88 <b>M.OLIVEIRA</b>	POR	Red Bull KTM Factory Racing	KTM	1'49.964 17	1'48.623 3	<b>1'47.389</b> 19	0.463 0.036
14	42 <b>A.RINS</b>	SPA	Team SUZUKI ECSTAR	SUZUKI	1'49.784 11	1'48.267 20	<b>1'47.396</b> 19	0.470 0.007
15	46 <b>V.ROSSI</b>	ITA	Petronas Yamaha SRT	YAMAHA	1'50.299 11	1'48.649 15	<b>1'47.551</b> 19	0.625 0.155
16	73 <b>A.MARQUEZ</b>	SPA	LCR Honda CASTROL	HONDA	1'49.206 18	1'48.314 17	<b>1'47.673</b> 13	0.747 0.122
17	12 <b>M.VIÑALES</b>	SPA	Aprilia Racing Team Gresini	APRILIA	1'50.187 16	1'48.755 20	<b>1'47.789</b> 15	0.863 0.116
18	33 <b>B.BINDER</b>	RSA	Red Bull KTM Factory Racing	KTM	1'50.353 14	1'48.278 16	<b>1'47.805</b> 14	0.879 0.016
19	27 <b>I.LECUONA</b>	SPA	Tech 3 KTM Factory Racing	KTM	1'49.942 12	1'48.526 15	<b>1'47.829</b> 17	0.903 0.024
20	10 <b>L.MARINI</b>	ITA	SKY VR46 Avintia	DUCATI	1'49.936 17	1'48.456 18	<b>1'48.093</b> 13	1.167 0.264
21	9 <b>D.PETRUCCI</b>	ITA	Tech 3 KTM Factory Racing	KTM	1'49.741 15	<b>1'48.351</b> 16	1'48.397 14	1.425 0.258
22	96 <b>J.DIXON</b>	GBR	Petronas Yamaha SRT	YAMAHA	1'51.188 14	1'49.987 11	<b>1'48.422</b> 11	1.496 0.071

<b>Pole Position Record:</b>	2015	<b>Marc MARQUEZ</b>	<b>1'46.635</b>	171.4 Km/h
<b>Best Race Lap:</b>	2020	<b>Franco MORBIDELLI</b>	<b>1'48.089</b>	169.0 Km/h
<b>All Time Lap Record:</b>	2015	<b>Marc MARQUEZ</b>	<b>1'46.635</b>	171.4 Km/h

The results are provisional until the end of the limit for protest and appeals.

Time limit for protest expires 60' after publication of the results - ..... Time: .....

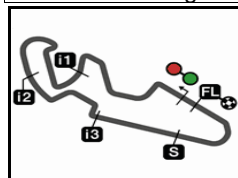
These data/results cannot be reproduced, stored and/or transmitted in whole or in part by any manner of electronic, mechanical, photocopying, recording, broadcasting or otherwise now known or herein after developed without the previous express consent by the copyright owner, except for reproduction in daily press and regular printed publications on sale to the public within 60 days of the event related to those data/results and always provided that copyright symbol appears together as follows below.

© DORNA, 2021

Official MotoGP Timing by TISSOT  
www.motogp.com

Alcañiz, Saturday, September 11, 2021





5077 m.

## GRAN PREMIO TISSOT DE ARAGÓN

## Free Practice Nr. 3

## Top Speed &amp; Average

12



Rider	Nation	Motorcycle	Top 5 speeds					Average	Top
33 Brad BINDER	RSA	KTM	349.5	347.3	346.1	344.0	341.8	345.7	349.5
5 Johann ZARCO	FRA	DUCATI	345.0	345.0	344.0	344.0	344.0	344.4	345.0
41 Aleix ESPARGARO	SPA	APRILIA	345.0	344.0	344.0	341.8	340.7	343.1	345.0
23 Enea BASTIANINI	ITA	DUCATI	344.0	344.0	340.7	340.7	339.6	341.8	344.0
27 Iker LECUONA	SPA	KTM	344.0	337.5	336.5	336.5	336.5	338.2	344.0
42 Alex RINS	SPA	SUZUKI	344.0	341.8	341.8	340.7	339.6	341.3	344.0
44 Pol ESPARGARO	SPA	HONDA	344.0	342.9	342.9	340.7	340.7	341.6	344.0
63 Francesco BAGNAIA	ITA	DUCATI	344.0	344.0	341.8	341.8	341.8	342.7	344.0
10 Luca MARINI	ITA	DUCATI	341.8	340.7	339.6	339.6	339.6	340.2	341.8
35 Cal CRUTCHLOW	GBR	YAMAHA	341.8	340.7	339.6	338.6	338.6	339.9	341.8
73 Alex MARQUEZ	SPA	HONDA	341.8	341.8	341.8	340.7	340.7	341.2	341.8
89 Jorge MARTIN	SPA	DUCATI	341.8	341.8	341.8	341.8	341.8	341.8	341.8
43 Jack MILLER	AUS	DUCATI	340.7	340.7	340.7	340.7	340.7	340.7	340.7
46 Valentino ROSSI	ITA	YAMAHA	340.7	339.6	337.5	337.5	336.5	338.4	340.7
88 Miguel OLIVEIRA	POR	KTM	340.7	339.6	339.6	338.6	338.6	339.0	340.7
12 Maverick VIÑALES	SPA	APRILIA	339.6	338.6	338.6	337.5	337.5	338.1	339.6
20 Fabio QUARTARARO	FRA	YAMAHA	339.6	339.6	337.5	337.5	337.5	338.2	339.6
30 Takaaki NAKAGAMI	JPN	HONDA	339.6	338.6	338.6	338.6	338.6	338.8	339.6
93 Marc MARQUEZ	SPA	HONDA	339.6	339.6	339.6	338.6	338.6	338.9	339.6
9 Danilo PETRUCCI	ITA	KTM	337.5	336.5	336.5	335.4	334.4	336.1	337.5
36 Joan MIR	SPA	SUZUKI	336.5	335.4	335.4	335.4	335.4	335.6	336.5
96 Jake DIXON	GBR	YAMAHA	334.4	333.4	332.3	331.3	331.3	332.5	334.4

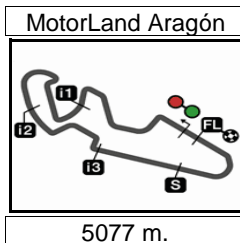
These data/results cannot be reproduced, stored and/or transmitted in whole or in part by any manner of electronic, mechanical, photocopying, recording, broadcasting or otherwise now known or herein after developed without the previous express consent by the copyright owner, except for reproduction in daily press and regular printed publications on sale to the public within 60 days of the event related to those data/results and always provided that copyright symbol appears together as follows below.

© DORNA, 2021

Official MotoGP Timing by TISSOT  
www.motogp.com



Alcañiz, Saturday, September 11, 2021



GRAN PREMIO TISSOT DE ARAGÓN

Free Practice Nr. 3

Chronological Analysis of Performances

13

\* Lap / Sector time cancelled      **T1** Time from finish line to 1st intermediate      **T3** Time from 2nd intermed. to 3rd intermed.  
**P** Crossing the finish line in pit lane      **T2** Time from 1st intermed. to 2nd intermed.      **T4** Time from 3rd intermediate to finish line  
 \*\* Tyre data subject to further updates

Lap	Lap Time	T1	T2	T3	T4	Speed	Lap	Lap Time	T1	T2	T3	T4	Speed
<b>1st</b>	<b>20</b>	<b>Fabio QUARTARARO</b>			YAMAHA	FRA	10	<b>1'48.082</b>	31.163	30.561	21.008	25.350	336.5
		Monster Energy Yamaha MotoGP					11	<b>1'48.397</b>	31.242	30.682	21.026	25.447	336.5
		Runs=2 Total laps=19 Full laps=13					12	<b>1'48.413</b>	31.251	30.635	21.080	25.447	336.5
							13	2'03.338 P	34.509	33.268	24.224	31.337	338.6
<b>Run # 1</b>	<b>Front Tyre</b>	<b>Slick-Medium</b>	<b>Rear Tyre</b>	<b>Slick-Soft</b>									
		<b>New Tyre</b>		<b>4 Laps at start</b>									
1	3'20.841	30.473	33.907	22.435	26.321	331.3							
2	1'50.566 *	32.434*	31.277	21.315	25.540	334.4							
3	<b>1'49.004</b>	31.235	30.929	21.277	25.563	334.4							
4	<b>1'48.355</b>	31.048	30.691	21.203	25.413	335.4							
5	<b>1'48.244</b>	31.073	30.683	21.031	25.457	335.4							
6	<b>1'48.595</b>	31.084	30.895	21.154	25.462	335.4							
7	<b>1'56.659</b>	32.706	35.981	22.039	25.933	334.4							
8	<b>1'48.906</b>	31.189	30.892	21.295	25.530	335.4							
9	<b>1'51.585</b>	32.376	32.193	21.330	25.686	335.4							
10	<b>1'48.689</b>	31.166	30.940	21.136	25.447	337.5							
11	1'56.996 P	31.203	30.868	21.165	33.760	335.4							
<b>Run # 2</b>	<b>Front Tyre</b>	<b>Slick-Medium</b>	<b>Rear Tyre</b>	<b>Slick-Soft</b>									
		<b>New Tyre</b>		<b>New Tyre</b>									
12	8'20.050	32.467	36.247	21.904	25.725	337.5							
13	<b>1'47.385</b>	30.838	30.512	20.885	25.150	339.6							
14	<b>1'47.046</b>	30.694	30.364	20.820	25.168	339.6							
15	2'02.232 P	34.431	33.013	21.940	32.848	325.4							
<b>Run # 3</b>	<b>Front Tyre</b>	<b>Slick-Medium</b>	<b>Rear Tyre</b>	<b>Slick-Soft</b>									
		<b>4 Laps at start</b>		<b>New Tyre</b>									
16	4'29.790	28.813	32.799	21.518	25.652	335.4							
17	<b>1'56.248</b>	30.930	30.300	29.083	25.935	334.4							
18	<b>1'46.926</b>	30.691	30.295	20.816	25.124	337.5							
19	<b>1'47.524</b>	30.908	30.454	20.876	25.286	337.5							
<b>2nd</b>	<b>41</b>	<b>Alex ESPARGARO</b>			APRILIA	SPA							
		Aprilia Racing Team Gresini											
		Runs=2 Total laps=17 Full laps=12											
<b>Run # 1</b>	<b>Front Tyre</b>	<b>Slick-Medium</b>	<b>Rear Tyre</b>	<b>Slick-Medium</b>									
		<b>New Tyre</b>		<b>New Tyre</b>									
1	2'27.817	30.526	33.069	22.205	25.718	339.6							
2	<b>1'49.383</b>	32.010	30.841	21.184	25.348	344.0							
3	<b>1'51.587</b>	31.278	31.022	23.636	25.651	338.6							
4	<b>1'48.290</b>	31.351	30.645	21.065	25.229	340.7							
5	<b>1'48.235</b>	31.250	30.704	20.932	25.349	337.5							
6	1'57.739 P	33.733	31.133	21.225	31.648	344.0							
<b>Run # 2</b>	<b>Front Tyre</b>	<b>Slick-Medium</b>	<b>Rear Tyre</b>	<b>Slick-Soft</b>									
		<b>6 Laps at start</b>		<b>New Tyre</b>									
7	9'51.467	30.592	32.145	21.440	25.322	336.5							
8	<b>1'48.141</b>	31.433	30.586	20.882	25.240	337.5							
9	<b>1'47.772</b>	31.153	30.441	20.961	25.217	336.5							
<b>Run # 3</b>	<b>Front Tyre</b>	<b>Slick-Medium</b>	<b>Rear Tyre</b>	<b>Slick-Soft</b>									
		<b>4 Laps at start</b>		<b>New Tyre</b>									
14	8'28.296	29.312	31.088	21.237	25.270	334.4							
15	<b>1'47.508</b>	31.032	30.427	20.895	25.154	335.4							
16	<b>1'46.982</b>	30.828	30.221	20.837	25.096	334.4							
17	<b>2'04.379</b>	40.809	36.130	21.926	25.514	335.4							
18	1'52.106 *	31.691	30.966	23.165*	26.284	327.3							
19	<b>1'50.881</b>	31.793	31.451	21.394	26.243	324.4							
<b>3rd</b>	<b>36</b>	<b>Joan MIR</b>			SUZUKI	SPA							
		Team SUZUKI ECSTAR											
		Runs=2 Total laps=19 Full laps=12											
<b>Run # 1</b>	<b>Front Tyre</b>	<b>Slick-Soft</b>	<b>Rear Tyre</b>	<b>Slick-Soft</b>									
		<b>3 Laps at start</b>		<b>3 Laps at start</b>									
1	1'53.149	29.989	32.475	21.955	26.068	330.3							
2	<b>1'49.984</b>	32.148	31.015	21.333	25.488	334.4							
3	<b>1'48.601</b>	31.355	30.619	21.170	25.457	334.4							
4	<b>1'48.382</b>	31.358	30.616	21.091	25.317	335.4							
5	<b>1'48.161</b>	31.171	30.544	21.111	25.335	335.4							
6	1'51.892 *	33.833*	31.037	21.551	25.471	334.4							
7	<b>1'48.856</b>	31.421	30.695	21.264	25.476	334.4							
8	<b>1'48.464</b>	31.305	30.630	21.157	25.372	336.5							
9	2'05.388 P	35.876	32.245	22.334	34.933	223.4							
<b>Run # 2</b>	<b>Front Tyre</b>	<b>Slick-Medium</b>	<b>Rear Tyre</b>	<b>Slick-Soft</b>									
		<b>New Tyre</b>		<b>New Tyre</b>									
10	6'05.434	29.782	31.415	21.295	25.386	333.4							
11	<b>1'48.204</b>	31.290	30.535	21.151	25.228	334.4							
12	<b>1'47.410</b>	30.987	30.350	20.939	25.134	335.4							
13	2'04.266 P	37.899	32.037	22.066	32.264	335.4							
<b>Run # 3</b>	<b>Front Tyre</b>	<b>Slick-Medium</b>	<b>Rear Tyre</b>	<b>Slick-Soft</b>									
		<b>4 Laps at start</b>		<b>New Tyre</b>									

**Fastest Lap:** Fabio QUARTARARO      Monster Energy Yama      FRA      **1'46.926**      30.691      30.295      20.816      25.124

These data/results cannot be reproduced, stored and/or transmitted in whole or in part by any manner of electronic, mechanical, photocopying, recording, broadcasting or otherwise now known or herein after developed without the previous express consent by the copyright owner, except for reproduction in daily press and regular printed publications on sale to the public within 60 days of the event related to those data/results and always provided that copyright symbol appears together as follows below.  
 © DORNA, 2021



# Free Practice Nr. 3

# MotoGP

Lap	Lap Time	T1	T2	T3	T4	Speed	Lap	Lap Time	T1	T2	T3	T4	Speed		
<b>4th</b>	<b>63</b>	<b>Francesco BAGNAIA</b>					DUCATI	ITA	18	1'47.059	30.836	30.330	20.897	24.996	340.7
		Ducati Lenovo Team								Runs=2 Total laps=19 Full laps=13					
<b>Run #</b>	<b>1</b>	<b>Front Tyre</b>	<b>Slick-Medium</b>	<b>Rear Tyre</b>	<b>Slick-Medium</b>	<b>Slick-Soft</b>									
		4 Laps at start			New Tyre										
1	3'11.476	31.180	33.630	22.950	26.327	336.5									
2	<b>1'51.135</b>	32.506	31.501	21.501	25.627	338.6									
3	<b>1'49.156</b>	31.633	30.857	21.268	25.398	339.6									
4	<b>1'48.603</b>	31.314	30.841	21.055	25.393	339.6									
5	<b>1'49.043</b>	31.321	31.159	21.085	25.478	339.6									
6	<b>1'48.386</b>	31.237	30.727	21.082	25.340	339.6									
7	<b>1'48.374</b>	31.189	30.771	21.012	25.402	339.6									
8	<b>1'48.707</b>	31.241	30.890	21.126	25.450	339.6									
9	<b>1'48.811</b>	31.303	31.046	21.115	25.347	340.7									
10	<b>1'48.910</b>	31.237	31.129	21.156	25.388	340.7									
11	<b>1'48.770</b>	31.331	30.893	21.093	25.453	340.7									
12	1'59.086 P	32.996	32.551	21.953	31.586	338.6									
<b>Run #</b>	<b>2</b>	<b>Front Tyre</b>	<b>Slick-Medium</b>	<b>Rear Tyre</b>	<b>Slick-Soft</b>	<b>Slick-Soft</b>									
		New Tyre			New Tyre										
13	10'30.435	32.216	31.963	21.753	25.193	341.8									
14	<b>1'47.237</b>	31.059	30.334	20.794	25.050	341.8									
15	1'46.984	30.852	30.343	20.733	25.056	341.8									
16	1'57.225 P	34.457	30.946	21.179	30.643	338.6									
<b>Run #</b>	<b>3</b>	<b>Front Tyre</b>	<b>Slick-Medium</b>	<b>Rear Tyre</b>	<b>Slick-Soft</b>	<b>Slick-Soft</b>									
		4 Laps at start			4 Laps at start										
17	3'09.324	31.969	33.225	21.740	25.366	339.6									
18	1'48.459 *	31.450	30.589	21.260*	25.160	344.0									
19	<b>1'47.833</b>	30.994	30.620	21.037	25.182	344.0									
<b>5th</b>	<b>43</b>	<b>Jack MILLER</b>					DUCATI	AUS							
		Ducati Lenovo Team								Runs=2 Total laps=18 Full laps=11					
<b>Run #</b>	<b>1</b>	<b>Front Tyre</b>	<b>Slick-Medium</b>	<b>Rear Tyre</b>	<b>Slick-Soft</b>	<b>Slick-Soft</b>									
		12 Laps at start			5 Laps at start										
1	3'37.231	30.517	33.218	22.455	25.923	336.5									
2	1'50.072 *	31.980	31.206	21.382*	25.504	338.6									
3	<b>1'49.085</b>	31.572	30.916	21.224	25.373	339.6									
4	<b>1'48.710</b>	31.386	30.813	21.218	25.293	338.6									
5	<b>1'48.595</b>	31.512	30.733	21.102	25.248	339.6									
6	<b>1'48.649</b>	31.281	30.878	21.256	25.234	339.6									
7	2'03.583 P	34.295	35.621	22.276	31.391	338.6									
<b>Run #</b>	<b>2</b>	<b>Front Tyre</b>	<b>Slick-Medium</b>	<b>Rear Tyre</b>	<b>Slick-Soft</b>	<b>Slick-Soft</b>									
		19 Laps at start			12 Laps at start										
8	8'03.533	29.905	31.729	21.327	25.243	340.7									
9	<b>1'49.651</b>	31.915	30.794	21.348	25.594	340.7									
10	<b>1'48.784</b>	31.511	30.824	21.130	25.319	340.7									
11	<b>1'48.862</b>	31.645	30.773	21.099	25.345	340.7									
12	<b>1'48.536</b>	31.342	30.751	21.125	25.318	339.6									
13	1'54.607 P	31.441	30.981	21.230	30.955	339.6									
<b>Run #</b>	<b>3</b>	<b>Front Tyre</b>	<b>Slick-Soft</b>	<b>Rear Tyre</b>	<b>Slick-Soft</b>	<b>Slick-Soft</b>									
		New Tyre			New Tyre										
14	6'51.013	32.922	32.630	22.028	25.127	338.6									
15	<b>1'49.010</b>	31.941	31.101	21.027	24.941	339.6									
16	<b>1'52.497</b>	31.048	34.544	21.647	25.258	340.7									
17	1'47.045 *	30.885	30.429	20.741*	24.990	338.6									
<b>6th</b>	<b>89</b>	<b>Jorge MARTIN</b>					DUCATI	SPA							
		Pramac Racing								Runs=2 Total laps=18 Full laps=13					
<b>Run #</b>	<b>1</b>	<b>Front Tyre</b>	<b>Slick-Medium</b>	<b>Rear Tyre</b>	<b>Slick-Soft</b>	<b>Slick-Soft</b>									
		4 Laps at start			4 Laps at start										
1	2'26.235	30.536	33.148	22.408	25.893	341.8									
2	<b>1'50.355</b>	32.186	31.249	21.337	25.583	331.3									
3	<b>1'50.225</b>	31.739	31.059	22.042	25.385	341.8									
4	<b>1'49.117</b>	31.607	30.897	21.381	25.232	341.8									
5	<b>1'51.382</b>	33.422	31.166	21.544	25.250	341.8									
6	<b>1'49.103</b>	31.296	31.062	21.462	25.283	340.7									
7	2'05.118 P	35.085	33.476	22.507	34.050	329.3									
<b>Run #</b>	<b>2</b>	<b>Front Tyre</b>	<b>Slick-Medium</b>	<b>Rear Tyre</b>	<b>Slick-Soft</b>	<b>Slick-Soft</b>									
		11 Laps at start			11 Laps at start										
8	8'03.396	31.660	32.262	21.845	25.604	340.7									
9	<b>1'49.672</b>	31.594	31.159	21.539	25.380	339.6									
10	<b>1'49.307</b>	31.468	31.148	21.326	25.365	340.7									
11	<b>1'51.477</b>	31.571	31.667	22.397	25.842	338.6									
12	<b>1'49.587</b>	31.541	31.206	21.464	25.376	340.7									
13	<b>1'49.179</b>	31.412	31.116	21.299	25.352	340.7									
14	2'04.854 P	34.665	33.906	23.100	33.183	332.3									
<b>Run #</b>	<b>3</b>	<b>Front Tyre</b>	<b>Slick-Medium</b>	<b>Rear Tyre</b>	<b>Slick-Soft</b>	<b>Slick-Soft</b>									
		New Tyre			New Tyre										
15	7'27.788	29.114	32.277	22.128	25.874	333.4									
16	<b>1'52.312</b>	33.248	31.441	22.568	25.055	340.7									
17	1'47.120	30.819	30.454	20.939	24.908	341.8									
18	<b>1'56.088</b>	36.357	32.554	21.636	25.541	338.6									
<b>7th</b>	<b>44</b>	<b>Poi ESPARGARO</b>					HONDA	SPA							
		Repsol Honda Team								Runs=4 Total laps=19 Full laps=9					
<b>Run #</b>	<b>1</b>	<b>Front Tyre</b>	<b>Slick-Medium</b>	<b>Rear Tyre</b>	<b>Slick-Soft</b>	<b>Slick-Soft</b>									
		4 Laps at start			4 Laps at start										
1	2'22.564	33.330	34.625	22.510	26.030	336.5									
2	<b>1'51.451</b>	32.100	32.168	21.698	25.485	338.6									
3	1'50.870 *	31.302	32.052	21.883	25.633*	338.6									
4	<b>1'48.695</b>	31.247	30.999	21.184	25.265	340.7									
5	<b>1'55.619</b>	37.373	31.330	21.537	25.379	342.9									
6	<b>1'48.377</b>	31.207	30.858	21.132	25.180	344.0									
7	1'59.476 P	33.666	32.853	22.190	30.767	334.4									
<b>Run #</b>	<b>2</b>	<b>Front Tyre</b>	<b>Slick-Medium</b>	<b>Rear Tyre</b>	<b>Slick-Soft</b>	<b>Slick-Soft</b>									
		6 Laps at start			11 Laps at start										
8	4'37.242	28.538	32.412	21.963	26.170	323.4									
9	2'04.653 P	34.235	34.725	23.115	32.578	312.2									
<b>Run #</b>	<b>3</b>	<b>Front Tyre</b>	<b>Slick-Medium</b>	<b>Rear Tyre</b>	<b>Slick-Soft</b>	<b>Slick-Soft</b>									
		8 Laps at start			13 Laps at start										
10	5'50.028 *	30.751	32.115	21.906	25.643*	338.6									
11	1'58.964 P	34.256	31.615	21.804	31.289	337.5									
<b>Run #</b>	<b>4</b>	<b>Front Tyre</b>	<b>Slick-Medium</b>	<b>Rear Tyre</b>	<b>Slick-Soft</b>	<b>Slick-Soft</b>									
		New Tyre			New Tyre										
12	4'07.320	29.576	31.662	21.560	25.318	340.7									
13	<b>1'50.204</b>	32.194	31.309	21.419	25.282	340.7									
14	1'55.191 P	31.242	30.699	21.324	31.926	327.3									

**Fastest Lap:** Fabio QUARTARARO Monster Energy Yama FRA **1'46.926** 30.691 30.295 20.816 25.124

These data/results cannot be reproduced, stored and/or transmitted in whole or in part by any manner of electronic, mechanical, photocopying, recording, broadcasting or otherwise now known or herein after developed without the previous express consent by the copyright owner, except for reproduction in daily press and regular printed publications on sale to the public within 60 days of the event related to those data/results and always provided that copyright symbol appears together as follows below.  
© DORNA, 2021



# Free Practice Nr. 3

# MotoGP

Lap	Lap Time	T1	T2	T3	T4	Speed	Lap	Lap Time	T1	T2	T3	T4	Speed	
<b>Run # 5</b>	Front Tyre Slick-Medium		Rear Tyre Slick-Soft				10	<b>1'47.394</b>	30.920	30.513	20.826	25.135	338.6	
		3 Laps at start		New Tyre				11	<b>1'47.317</b>	30.755	30.462	20.809	25.291	336.5
15	3'22.757	28.507	31.833	21.649	25.543	337.5	12	2'01.655 P	32.349	33.483	23.001	32.822	332.3	
16	<b>1'47.415</b>	30.956	30.484	20.959	25.016	340.7	<b>Run # 3</b>		Front Tyre Slick-Medium		Rear Tyre Slick-Soft			
17	<b>1'47.134</b>	30.842	30.453	20.803	25.036	340.7			5 Laps at start		New Tyre			
18	<b>1'52.837</b>	34.248	31.803	21.714	25.072	342.9	13	8'38.647	31.290	33.815	22.245	25.676	335.4	
19	<b>1'47.702</b>	31.006	30.626	20.986	25.084	340.7	14	<b>1'51.041</b>	32.289	32.099	21.425	25.228	336.5	
<b>8th</b>	<b>93</b>	<b>Marc MARQUEZ</b>		HONDA		SPA			Front Tyre Slick-Medium		Rear Tyre Slick-Soft			
		Repsol Honda Team							5 Laps at start		New Tyre			
		Runs=4		Total laps=20		Full laps=12								
<b>Run # 1</b>	Front Tyre Slick-Medium		Rear Tyre Slick-Medium						Front Tyre Slick-Soft		Rear Tyre Slick-Soft			
		5 Laps at start		New Tyre						4 Laps at start		4 Laps at start		
1	1'59.519	29.665	34.033	22.765	25.968	336.5	1	2'34.133	30.792	33.475	22.314	26.105	335.4	
2	<b>1'50.178</b>	31.940	31.205	21.390	25.643	337.5	2	<b>1'49.986</b>	31.900	31.365	21.228	25.493	335.4	
3	<b>1'48.418</b>	31.230	30.740	21.160	25.288	339.6	3	<b>1'49.117</b>	31.374	31.030	21.098	25.615	337.5	
4	<b>1'48.425</b>	31.279	30.732	21.087	25.327	338.6	4	1'50.904 *	31.132	30.865	23.145*	25.762	337.5	
5	<b>1'48.451</b>	31.220	30.703	21.076	25.452	337.5	5	1'48.789 *	31.268	30.954	21.139*	25.428	338.6	
6	1'59.152 P	32.865	32.511	22.324	31.452	338.6	6	<b>1'54.156</b>	33.841	32.120	22.609	25.586	340.7	
<b>Run # 2</b>	Front Tyre Slick-Medium		Rear Tyre Slick-Medium						Front Tyre Slick-Soft		Rear Tyre Slick-Soft			
		11 Laps at start		6 Laps at start						New Tyre		New Tyre		
7	6'19.526	30.731	33.161	22.219	25.831	336.5	8	14'35.152	31.610	32.003	21.706	27.231	334.4	
8	<b>1'51.944</b>	32.538	32.230	21.638	25.538	337.5	9	<b>1'48.665</b>	31.412	30.814	21.004	25.435	336.5	
9	<b>1'48.822</b>	31.402	30.922	21.158	25.340	338.6	10	<b>1'47.996</b>	31.074	30.755	20.859	25.308	337.5	
10	<b>1'48.632</b>	31.191	30.855	21.170	25.416	338.6	11	<b>1'53.022</b>	33.694	31.987	21.594	25.747	340.7	
11	<b>1'51.119</b>	31.993	31.714	21.845	25.567	337.5	12	1'53.375 P	31.126	30.523	20.957	30.769	344.0	
12	<b>1'48.531</b>	31.265	30.778	21.105	25.383	338.6	<b>Run # 3</b>		Front Tyre Slick-Medium		Rear Tyre Slick-Soft			
13	1'57.439 P	32.341	31.913	21.998	31.187	337.5			New Tyre		New Tyre			
<b>Run # 3</b>	Front Tyre Slick-Medium		Rear Tyre Slick-Soft						Front Tyre Slick-Soft		Rear Tyre Slick-Soft			
		New Tyre		New Tyre						New Tyre		New Tyre		
14	5'55.877	28.314	32.295	21.694	25.710	337.5	13	4'30.594 *	29.468	32.027	22.101	25.695*	344.0	
15	<b>1'51.245</b>	32.342	32.019	21.379	25.505	338.6	14	<b>1'47.338</b>	30.998	30.434	20.757	25.149	339.6	
16	<b>1'47.185</b>	30.927	30.418	20.812	25.028	339.6	15	<b>1'47.276</b>	30.873	30.483	20.700	25.220	337.5	
17	1'56.586 P	31.840	32.635	21.252	30.859	337.5	16	<b>1'51.675</b>	30.869	33.190	21.855	25.761	334.4	
<b>Run # 4</b>	Front Tyre Slick-Medium		Rear Tyre Slick-Soft						Front Tyre Slick-Soft		Rear Tyre Slick-Soft			
		4 Laps at start		New Tyre						New Tyre		New Tyre		
18	2'47.920	27.787	31.593	21.291	28.349	264.2	<b>11th</b>		<b>5</b>		<b>Johann ZARCO</b>		DUCATI	FRA
19	<b>1'51.392</b>	32.251	32.345	21.467	25.329	339.6			Pramac Racing		Runs=3		Total laps=17	Full laps=9
	unfinished	30.885	30.388						Front Tyre Slick-Soft		Rear Tyre Slick-Soft			
		New Tyre		New Tyre						New Tyre		New Tyre		
<b>Run # 1</b>	Front Tyre Slick-Medium		Rear Tyre Slick-Soft						Front Tyre Slick-Soft		Rear Tyre Slick-Soft			
		5 Laps at start		5 Laps at start						New Tyre		5 Laps at start		
1	2'28.533	31.189	33.917	22.203	25.937	338.6	1	2'11.104	30.760	33.962	22.811	26.261	338.6	
2	<b>1'58.066</b>	37.890	33.047	21.649	25.480	337.5	2	<b>1'52.952</b>	33.395	31.946	21.897	25.714	344.0	
3	<b>1'48.403</b>	31.309	30.743	21.075	25.276	338.6	3	1'49.916 *	31.758	31.323*	21.558	25.277	341.8	
4	<b>1'48.098</b>	31.059	30.745	21.108	25.186	338.6	4	<b>1'49.341</b>	31.712	30.875	21.454	25.300	341.8	
5	<b>1'54.995</b>	35.042	32.988	21.486	25.479	337.5	5	<b>1'49.404</b>	31.643	31.002	21.381	25.378	341.8	
6	1'48.228 *	31.219	30.637	20.954	25.418*	339.6	6	<b>1'49.089</b>	31.474	30.951	21.364	25.300	342.9	
7	1'59.776 P	35.179	31.473	21.548	31.576	335.4	7	2'01.791 P	34.101	32.327	22.685	32.678	329.3	
<b>Run # 2</b>	Front Tyre Slick-Medium		Rear Tyre Slick-Soft						Front Tyre Slick-Soft		Rear Tyre Slick-Soft			
		New Tyre		New Tyre						7 Laps at start		12 Laps at start		
8	8'12.815	32.038	34.026	22.020	25.823	335.4	8	6'56.228	30.638	33.226	22.235	25.614	341.8	
9	<b>1'50.555</b>	32.265	31.669	21.391	25.230	337.5	9	<b>1'49.832</b>	31.734	31.112	21.520	25.466	340.7	
							10	2'04.808 P	31.710	31.053	29.488	32.557	335.4	

**Fastest Lap:** Fabio QUARTARARO Monster Energy Yama FRA **1'46.926** 30.691 30.295 20.816 25.124

These data/results cannot be reproduced, stored and/or transmitted in whole or in part by any manner of electronic, mechanical, photocopying, recording, broadcasting or otherwise now known or herein after developed without the previous express consent by the copyright owner, except for reproduction in daily press and regular printed publications on sale to the public within 60 days of the event related to those data/results and always provided that copyright symbol appears together as follows below.  
© DORNA, 2021

Official MotoGP Timing by TISSOT  
www.motogp.com

Alcañiz, Saturday, September 11, 2021

Page 3 of 6



# Free Practice Nr. 3

MotoGP

Lap	Lap Time	T1	T2	T3	T4	Speed	Lap	Lap Time	T1	T2	T3	T4	Speed
Run # 3	Front Tyre Slick-Medium	Rear Tyre Slick-Soft											
		New Tyre		New Tyre									
11	7'49.076	30.563	32.083	22.297	25.280	342.9	10	1'49.370	31.535	31.141	21.282	25.412	339.6
12	1'49.782	31.864	31.046	21.684	25.188	345.0	11	2'00.007	P 33.622	32.903	22.389	31.093	337.5
13	1'56.501	P 32.176	30.786	21.757	31.782	342.9	Run # 2	Front Tyre Slick-Medium	Rear Tyre Slick-Soft				
		3 Laps at start		New Tyre									
14	4'31.046	28.423	31.236	21.325	25.081	341.8	12	8'06.560	30.406	31.923	21.726	25.205	339.6
15	1'47.705	31.092	30.394	21.072	25.147	344.0	13	1'47.774	31.030	30.562	21.042	25.140	337.5
16	1'51.549	33.751	31.397	21.250	25.151	344.0	14	1'47.829	31.014	30.651	21.067	25.097	338.6
17	1'47.328	30.983	30.360	20.991	24.994	345.0	15	1'57.618	P 32.615	32.063	22.476	30.464	337.5

**12th 35 Cal CRUTCHLOW** YAMAHA GBR  
 Monster Energy Yamaha MotoGP  
 Runs=3 Total laps=18 Full laps=11

Run #	Front Tyre	Slick-Medium	Rear Tyre	Slick-Medium	Speed
		4 Laps at start		New Tyre	
1	2'29.948	30.582	33.417	22.236	26.005 334.4
2	1'57.840	35.361	35.036	21.807	25.636 335.4
3	1'49.403	31.642	30.821	21.340	25.600 335.4
4	1'48.949	31.476	30.823	21.145	25.505 336.5
5	1'52.999	31.520	34.216	21.515	25.748 336.5
6	1'48.752	31.318	30.850	21.088	25.496 338.6
7	2'00.257	P 34.828	31.847	21.714	31.868 334.4
Run # 2	Front Tyre Slick-Medium	Rear Tyre Slick-Medium			
		11 Laps at start		7 Laps at start	
8	6'13.272	31.079	34.534	24.663	25.901 335.4
9	1'50.731	32.401	31.283	21.302	25.745 335.4
10	1'49.510	31.473	30.976	21.365	25.696 335.4
11	1'58.825	P 31.457	31.047	21.990	34.331 273.6
Run # 3	Front Tyre Slick-Medium	Rear Tyre Slick-Soft			
		New Tyre		New Tyre	
12	6'15.809	31.118	32.131	22.088	28.780 249.1
13	1'47.354	31.040	30.341	20.833	25.140 341.8
14	2'06.621	P 35.001	33.360	26.517	31.743 339.6
Run # 4	Front Tyre Slick-Medium	Rear Tyre Slick-Soft			
		3 Laps at start		New Tyre	
15	4'25.182	28.346	31.883	21.567	25.334 338.6
16	1'47.353	30.949	30.259	20.859	25.286 337.5
17	1'58.022	39.911	31.677	21.169	25.265 340.7
18	2'11.767	32.812	42.416	28.031	28.508 272.2

**13th 88 Miguel OLIVEIRA** KTM POR  
 Red Bull KTM Factory Racing  
 Runs=2 Total laps=19 Full laps=13

Run #	Front Tyre	Slick-Medium	Rear Tyre	Slick-Medium	Speed
		New Tyre		New Tyre	
1	2'06.001	30.006	33.256	22.478	25.757 337.5
2	1'49.771	32.010	31.119	21.384	25.258 337.5
3	1'48.830	31.308	30.934	21.314	25.274 337.5
4	1'48.978	31.530	30.816	21.319	25.313 337.5
5	1'49.153	31.429	30.962	21.386	25.376 338.6
6	1'48.792	31.379	30.890	21.279	25.244 338.6
7	1'49.238	31.529	31.061	21.305	25.343 338.6
8	1'49.278	31.516	31.047	21.324	25.391 338.6
9	1'49.498	31.493	31.142	21.452	25.411 338.6

**14th 42 Alex RINS** SUZUKI SPA  
 Team SUZUKI ECSTAR  
 Runs=3 Total laps=19 Full laps=12

Run #	Front Tyre	Slick-Medium	Rear Tyre	Slick-Soft	Speed
		4 Laps at start		4 Laps at start	
1	2'31.057	29.732	32.650	22.113	25.908 336.5
2	1'50.102	32.062	31.181	21.225	25.634 335.4
3	1'49.000	31.488	30.850	21.150	25.512 338.6
4	1'48.819	31.286	30.780	21.176	25.577 335.4
5	1'48.573	31.174	30.816	21.245	25.338 341.8
6	2'03.146	P 38.613	32.158	21.931	30.444 335.4
Run # 2	Front Tyre Slick-Medium	Rear Tyre Slick-Soft			
		10 Laps at start		10 Laps at start	
7	6'19.818	30.136	32.144	21.718	25.838 337.5
8	1'49.684	31.849	31.026	21.321	25.488 339.6
9	1'48.609	31.240	30.748	21.207	25.414 339.6
10	1'48.661	31.159	30.909	21.164	25.429 338.6
11	2'02.012	P 36.433	31.997	21.857	31.725 334.4
Run # 3	Front Tyre Slick-Medium	Rear Tyre Slick-Soft			
		New Tyre		New Tyre	
12	5'02.719	29.128	31.823	21.518	25.550 336.5
13	1'49.255	31.359	30.993	21.513	25.390 337.5
14	1'47.851	31.012	30.465	21.027	25.347 337.5
15	1'57.751	P 33.053	32.073	21.550	31.075 333.4
Run # 4	Front Tyre Slick-Medium	Rear Tyre Slick-Soft			
		4 Laps at start		New Tyre	
16	3'58.789	27.990	32.804	22.058	25.492 344.0
17	1'51.965	31.027	30.462	24.318	26.158 333.4
18	1'51.062	33.464	31.395	21.019	25.184 340.7
19	1'47.396	30.923	30.414	20.822	25.237 341.8

**15th 46 Valentino ROSSI** YAMAHA ITA  
 Petronas Yamaha SRT  
 Runs=3 Total laps=19 Full laps=9

Run #	Front Tyre	Slick-Medium	Rear Tyre	Slick-Medium	Speed
		4 Laps at start		New Tyre	
1	2'25.961	30.906	34.202	22.558	26.048 332.3
2	1'50.368	32.185	31.022	21.494	25.667 334.4
3	1'49.600	31.817	31.052	21.268	25.463 335.4
4	1'54.510	36.112	31.389	21.394	25.615 335.4
5	1'49.064	31.390	30.819	21.426	25.429 340.7

**Fastest Lap:** Fabio QUARTARARO Monster Energy Yama FRA **1'46.926** 30.691 30.295 20.816 25.124

These data/results cannot be reproduced, stored and/or transmitted in whole or in part by any manner of electronic, mechanical, photocopying, recording, broadcasting or otherwise now known or herein after developed without the previous express consent by the copyright owner, except for reproduction in daily press and regular printed publications on sale to the public within 60 days of the event related to those data/results and always provided that copyright symbol appears together as follows below.  
 © DORNA, 2021



# Free Practice Nr. 3

# MotoGP

Lap	Lap Time	T1	T2	T3	T4	Speed	Lap	Lap Time	T1	T2	T3	T4	Speed
6	<b>1'48.878</b>	31.384	30.843	21.190	25.461	337.5	3	<b>1'51.082</b>	32.195	31.512	21.585	25.790	337.5
7	1'56.138 *	31.632	31.208*	27.420	25.878	332.3	4	<b>1'49.780</b>	31.659	30.986	21.457	25.678	337.5
8	2'00.181 P	33.751	33.134	22.164	31.132	328.3	5	<b>1'49.233</b>	31.487	30.944	21.340	25.462	338.6
<b>Run # 2</b>	<i>Front Tyre</i>	<b>Slick-Medium</b>	<i>Rear Tyre</i>	<b>Slick-Medium</b>									
		<b>12 Laps at start</b>		<b>8 Laps at start</b>									
9	6'36.137	30.601	32.929	22.473	25.777	333.4	6	<b>1'49.748</b>	31.742	30.939	21.335	25.732	336.5
10	<b>1'49.736</b>	31.786	31.010	21.263	25.677	334.4	7	<b>1'48.962</b>	31.349	30.896	21.235	25.482	338.6
11	1'49.448 *	31.624	30.950*	21.326	25.548	333.4	8	<b>1'49.186</b>	31.436	30.824	21.274	25.652	337.5
12	1'55.662 P	31.485	30.974	21.373	31.830	332.3	9	1'55.679 P	31.444	30.980	21.274	31.981	339.6
<b>Run # 3</b>	<i>Front Tyre</i>	<b>Slick-Medium</b>	<i>Rear Tyre</i>	<b>Slick-Soft</b>									
		<b>New Tyre</b>		<b>New Tyre</b>									
13	5'55.947	33.148	32.556	21.648	25.495	333.4	10	7'29.158	29.134	31.986	21.680	25.513	335.4
14	<b>1'57.493</b>	31.339	30.729	21.651	33.774	309.6	11	<b>1'48.370</b>	31.333	30.597	21.114	25.326	336.5
15	<b>1'47.751</b>	31.099	30.502	20.888	25.262	335.4	12	<b>1'48.194</b>	31.063	30.700	21.070	25.361	336.5
16	1'58.972 P	35.610	31.094	21.504	30.764	331.3	13	1'58.272 P	31.212	33.230	21.778	32.052	333.4
<b>Run # 4</b>	<i>Front Tyre</i>	<b>Slick-Medium</b>	<i>Rear Tyre</i>	<b>Slick-Soft</b>									
		<b>4 Laps at start</b>		<b>New Tyre</b>									
17	3'07.181	30.360	31.557	21.258	25.186	336.5	14	10'44.274	30.778	31.787	21.411	25.486	335.4
18	1'47.626 *	30.967	30.416*	21.073	25.170	337.5	15	<b>1'47.789</b>	31.136	30.499	20.928	25.226	336.5
19	<b>1'47.551</b>	30.994	30.494	20.964	25.099	339.6	16	1'48.060 *	31.087	30.558	20.988*	25.427	335.4
							17	<b>1'52.412</b>	32.094	32.918	21.812	25.588	336.5

**16th 73 Alex MARQUEZ** HONDA SPA  
LCR Honda CASTROL

Runs=3 Total laps=18 Full laps=11

Run #	Front Tyre	Slick-Medium	Rear Tyre	Slick-Soft			
		<b>6 Laps at start</b>		<b>6 Laps at start</b>			
1	1'58.450	29.517	33.432	23.042	26.642	328.3	
2	<b>1'51.569</b>	32.450	31.485	21.830	25.804	337.5	
3	<b>1'49.853</b>	32.031	30.968	21.464	25.390	340.7	
4	<b>1'49.084</b>	31.349	30.989	21.348	25.398	340.7	
5	<b>1'48.921</b>	31.366	30.883	21.301	25.371	341.8	
6	<b>1'48.980</b>	31.350	30.878	21.285	25.467	339.6	
7	<b>1'49.311</b>	31.380	31.003	21.370	25.558	337.5	
8	<b>1'49.113</b>	31.375	30.967	21.309	25.462	340.7	
9	<b>1'49.121</b>	31.343	31.054	21.333	25.391	341.8	
10	2'00.682 P	33.128	32.309	22.051	33.194	310.4	
<b>Run # 2</b>	<i>Front Tyre</i>	<b>Slick-Medium</b>	<i>Rear Tyre</i>	<b>Slick-Soft</b>			
		<b>New Tyre</b>		<b>New Tyre</b>			
11	7'36.464	28.470	32.043	21.805	25.374	339.6	
12	<b>1'51.413</b>	31.408	31.452	22.662	25.891	337.5	
13	<b>1'47.673</b>	31.054	30.494	20.989	25.136	341.8	
14	1'47.615 *	30.919	30.566	20.961	25.169*	340.7	
15	1'58.406 P	33.002	32.276	21.857	31.271	337.5	
<b>Run # 3</b>	<i>Front Tyre</i>	<b>Slick-Medium</b>	<i>Rear Tyre</i>	<b>Slick-Soft</b>			
		<b>5 Laps at start</b>		<b>New Tyre</b>			
16	6'51.276	28.119	32.087	21.748	27.868	258.0	
17	<b>1'49.577</b>	31.360	30.976	21.860	25.381	338.6	
	unfinished	30.958	30.385				

**17th 12 Maverick VIÑALES** APRILIA SPA  
Aprilia Racing Team Gresini

Runs=2 Total laps=17 Full laps=11

Run #	Front Tyre	Slick-Medium	Rear Tyre	Slick-Soft			
		<b>5 Laps at start</b>		<b>5 Laps at start</b>			
1	2'00.999	28.999	33.237	22.595	26.299	335.4	
2	<b>1'53.703</b>	34.072	31.825	21.952	25.854	337.5	

**18th 33 Brad BINDER** KTM RSA  
Red Bull KTM Factory Racing

Runs=2 Total laps=18 Full laps=12

Run #	Front Tyre	Slick-Medium	Rear Tyre	Slick-Soft			
		<b>New Tyre</b>		<b>5 Laps at start</b>			
1	2'16.551	31.571	33.309	22.510	26.071	338.6	
2	<b>1'50.535</b>	32.012	31.460	21.438	25.625	340.7	
3	<b>1'49.040</b>	31.568	30.977	21.195	25.300	344.0	
4	1'48.973 *	31.395	31.080*	21.234	25.264	346.1	
5	<b>1'48.902</b>	31.329	30.944	21.163	25.466	349.5	
6	<b>1'48.802</b>	31.384	30.943	21.245	25.230	347.3	
7	<b>1'49.142</b>	31.355	31.150	21.182	25.455	340.7	
8	<b>1'57.344</b>	39.114	31.481	21.266	25.483	339.6	
9	<b>1'49.048</b>	31.253	31.141	21.343	25.311	341.8	
10	2'00.125 P	34.734*	31.390	21.556	32.445	340.7	
<b>Run # 2</b>	<i>Front Tyre</i>	<b>Slick-Medium</b>	<i>Rear Tyre</i>	<b>Slick-Soft</b>			
		<b>New Tyre</b>		<b>New Tyre</b>			
11	8'46.421	32.514	32.218	21.714	25.264	340.7	
12	<b>1'48.237</b>	31.312	30.805	21.008	25.112	339.6	
13	<b>1'48.145</b>	31.067	30.716	21.114	25.248	338.6	
14	<b>1'47.805</b>	30.952	30.724	21.037	25.092	340.7	
15	1'58.304 P	32.362	31.492	22.283	32.167	334.4	
<b>Run # 3</b>	<i>Front Tyre</i>	<b>Slick-Medium</b>	<i>Rear Tyre</i>	<b>Slick-Soft</b>			
		<b>5 Laps at start</b>		<b>New Tyre</b>			
16	6'18.083	32.420	35.984	31.392	25.868	335.4	
17	<b>1'53.764</b>	36.283	31.052	21.190	25.239	336.5	
18	<b>1'50.521</b>	31.015	33.100	20.962	25.444	338.6	

**19th 27 Iker LECUONA** KTM SPA  
Tech 3 KTM Factory Racing

Runs=3 Total laps=18 Full laps=11

Run #	Front Tyre	Slick-Medium	Rear Tyre	Slick-Soft			
		<b>3 Laps at start</b>		<b>5 Laps at start</b>			
1	2'12.690	29.947	33.622	23.806	26.387	333.4	
2	<b>1'51.844</b>	32.657	31.438	22.060	25.689	344.0	
3	<b>1'49.835</b>	31.615	31.225	21.534	25.461	337.5	

**Fastest Lap:** Fabio QUARTARARO Monster Energy Yama FRA **1'46.926** 30.691 30.295 20.816 25.124

These data/results cannot be reproduced, stored and/or transmitted in whole or in part by any manner of electronic, mechanical, photocopying, recording, broadcasting or otherwise now known or herein after developed without the previous express consent by the copyright owner, except for reproduction in daily press and regular printed publications on sale to the public within 60 days of the event related to those data/results and always provided that copyright symbol appears together as follows below.  
© DORNA, 2021





# Free Practice Nr. 3

MotoGP

Lap	Lap Time	T1	T2	T3	T4	Speed	Lap	Lap Time	T1	T2	T3	T4	Speed		
4	1'49.590	31.625	31.138	21.460	25.367	336.5	1	2'11.479	31.318	34.058	22.881	26.249	335.4		
5	1'49.446	31.616	30.937	21.417	25.476	336.5	2	1'52.125	32.468	31.983	21.905	25.769	330.3		
6	1'55.582 P	31.501	31.078	21.384	31.619	336.5	3	1'50.676	31.959	31.426	21.458	25.833	331.3		
<b>Run # 2</b>	<b>Front Tyre</b>	<b>Slick-Medium</b>			<b>Rear Tyre</b>	<b>Slick-Soft</b>		4	1'49.883	31.614	31.156	21.451	25.662	334.4	
		9 Laps at start				11 Laps at start			5	1'49.785	31.715	31.063	21.364	25.643	337.5
7	6'28.453	30.600	31.882	22.097	25.616	334.4	6	2'01.352 P	35.334	32.469	21.832	31.717	327.3		
<b>Run # 2</b>	<b>Front Tyre</b>	<b>Slick-Medium</b>			<b>Rear Tyre</b>	<b>Slick-Soft</b>		7	6'30.929	30.513	32.360	22.407	25.623	332.3	
		6 Laps at start				5 Laps at start			8	1'51.539	31.812	31.302	22.838	25.587	332.3
8	1'49.980	31.801	31.171	21.439	25.569	334.4	9	1'49.213	31.413	31.108	21.252	25.440	333.4		
9	1'49.589	31.679	31.032	21.331	25.547	335.4	10	1'50.834	31.342	31.097	22.036	26.359	320.5		
10	1'49.489	31.512	31.111	21.338	25.528	335.4	11	1'57.733 P	31.578	32.230	22.301	31.624	311.3		
11	1'57.526 P	31.566	31.947	22.484	31.529	328.3	<b>Run # 3</b>	<b>Front Tyre</b>	<b>Slick-Medium</b>			<b>Rear Tyre</b>	<b>Slick-Soft</b>		
		<b>New Tyre</b>				<b>New Tyre</b>			12	6'40.081	28.487	31.586	21.538	25.304	336.5
12	6'22.144 *	31.687	33.344*	22.510	25.431	334.4	13	1'50.398	32.373	31.154	21.506	25.365	336.5		
13	1'51.694	32.939	31.429	22.090	25.236	335.4	14	1'48.397	31.133	30.709	21.161	25.394	332.3		
14	1'48.382	31.322	30.681	20.968	25.411	334.4	15	1'56.832 P	32.767	32.105	21.701	30.259	332.3		
15	1'57.766 P	32.250	33.159	21.660	30.697	333.4	<b>Run # 4</b>	<b>Front Tyre</b>	<b>Slick-Medium</b>			<b>Rear Tyre</b>	<b>Slick-Soft</b>		
		4 Laps at start				<b>New Tyre</b>			16	3'34.413	34.164	33.709	22.575	41.020	136.4
16	4'02.139	30.329	36.007	28.472	29.170	316.8	17	1'53.920	33.186	32.312	22.035	26.387	315.9		
17	1'47.829	31.163	30.393	20.997	25.276	335.4	18	1'50.492	31.101	30.666	21.193	27.532	248.5		
18	1'48.629	31.209	30.734	21.249	25.437	334.4									

**20th 10 Luca MARINI** DUCATI ITA  
 SKY VR46 Avintia  
 Runs=3 Total laps=17 Full laps=9

Run #	Front Tyre	Slick-Medium	Rear Tyre	Slick-Medium		
<b>Run # 1</b>	4 Laps at start			6 Laps at start		
1	2'11.373	30.097	33.770	22.853	26.369	333.4
2	1'53.294	32.287	33.005	21.971	26.031	338.6
3	1'50.165	31.789	31.269	21.473	25.634	341.8
4	1'49.979	31.637	31.272	21.551	25.519	339.6
5	2'01.236 P	34.575	32.159	22.739	31.763	333.4
<b>Run # 2</b>	9 Laps at start			11 Laps at start		
6	8'35.193	30.023	32.292	21.902	25.897	336.5
7	1'52.729	31.850	31.332	22.309	27.238	310.4
8	1'50.464	31.500	31.344	21.894	25.726	336.5
9	1'49.798	31.427	31.225	21.502	25.644	337.5
10	1'55.345 P	31.462	31.119	21.443	31.321	336.5
<b>Run # 3</b>	New Tyre			New Tyre		
11	8'02.215	30.374	31.963	21.812	25.499	339.6
12	1'48.268	31.045	30.749	21.191	25.283	339.6
13	1'48.093	30.975	30.622	21.119	25.377	339.6
14	1'58.273 P	32.952	31.670	22.087	31.564	335.4
<b>Run # 4</b>	4 Laps at start			New Tyre		
15	3'08.095	35.725	32.007	21.841	25.364	340.7
16	1'54.981 *	31.185	30.657	22.659*	30.480	277.1
17	1'48.652	31.025	30.411	21.466	25.750	326.3

**21st 9 Danilo PETRUCCI** KTM ITA  
 Tech 3 KTM Factory Racing  
 Runs=3 Total laps=18 Full laps=11

Run #	Front Tyre	Slick-Medium	Rear Tyre	Slick-Medium
<b>Run # 1</b>	New Tyre			New Tyre

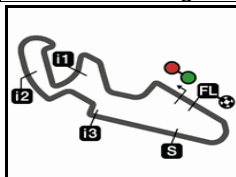
**22nd 96 Jake DIXON** YAMAHA GBR  
 Petronas Yamaha SRT  
 Runs=2 Total laps=16 Full laps=10

Run #	Front Tyre	Slick-Soft	Rear Tyre	Slick-Medium		
<b>Run # 1</b>	New Tyre			New Tyre		
1	2'23.124	32.255	34.970	22.811	26.271	329.3
2	1'51.576	32.151	31.868	21.832	25.725	332.3
3	1'50.673	31.812	31.405	21.693	25.763	330.3
4	1'50.035 *	31.613	31.070	21.381	25.971*	330.3
5	1'55.678	31.993	35.623	22.111	25.951	330.3
6	1'55.329	34.574	32.233	21.882	26.640	319.6
7	2'00.805 P	31.913	31.784	22.934	34.174	277.8
<b>Run # 2</b>	New Tyre			New Tyre		
8	14'27.838	32.673	34.694	22.414	26.130	328.3
9	1'53.790	31.684	31.144	23.147	27.815	299.3
10	1'48.653	31.178	30.769	21.253	25.453	333.4
11	1'48.422	31.225	30.698	21.098	25.401	334.4
12	2'01.587 P	33.556	32.076	24.461	31.494	330.3
<b>Run # 3</b>	5 Laps at start			New Tyre		
13	4'08.713	32.135	34.407	22.993	27.439	287.4
14	1'53.693	31.845	34.015	21.885	25.948	322.5
15	1'48.511	31.173	30.575	21.193	25.570	331.3
16	1'50.405	31.232	32.380	21.285	25.508	331.3

**Fastest Lap:** Fabio QUARTARARO Monster Energy Yama FRA 1'46.926 30.691 30.295 20.816 25.124

These data/results cannot be reproduced, stored and/or transmitted in whole or in part by any manner of electronic, mechanical, photocopying, recording, broadcasting or otherwise now known or herein after developed without the previous express consent by the copyright owner, except for reproduction in daily press and regular printed publications on sale to the public within 60 days of the event related to those data/results and always provided that copyright symbol appears together as follows below.  
 © DORNA, 2021





5077 m.

## GRAN PREMIO TISSOT DE ARAGÓN

## Free Practice Nr. 3

## Best Partial Times

MotoGP™

*IT* Ideal Lap Time, sum of the best partial times*BT* Best Lap Time

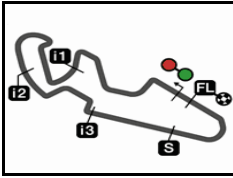
T1		T2		T3		T4				IT		BT	
Pos	Rider	Time	Rider	Time	Rider	Time	Rider	Time	Pos	Rider	IT	BT	
1	F.QUARTARARO	30.691	J.MIR	30.221	A.ESPARGARO	20.578	J.MARTIN	24.908	1	A.ESPARGAR	1'46.747	1'46.949	(2)
2	T.NAKAGAMI	30.755	A.ESPARGARO	30.249	E.BASTIANINI	20.700	J.MILLER	24.941	2	F.QUARTARAR	1'46.926	1'46.926	(1)
3	J.MARTIN	30.819	C.CRUTCHLOW	30.259	F.BAGNAIA	20.733	J.ZARCO	24.994	3	F.BAGNAIA	1'46.969	1'46.984	(4)
4	J.MIR	30.828	M.OLIVEIRA	30.262	P.ESPARGARO	20.803	P.ESPARGARO	25.016	4	J.MIR	1'46.982	1'46.982	(3)
5	J.MILLER	30.836	F.QUARTARARO	30.295	T.NAKAGAMI	20.809	M.MARQUEZ	25.028	5	J.MILLER	1'47.004	1'47.059	(5)
6	P.ESPARGARO	30.842	J.MILLER	30.330	M.MARQUEZ	20.812	F.BAGNAIA	25.050	6	T.NAKAGAMI	1'47.102	1'47.256	(9)
7	F.BAGNAIA	30.852	F.BAGNAIA	30.334	F.QUARTARARO	20.816	M.OLIVEIRA	25.052	7	M.MARQUEZ	1'47.113	1'47.185	(8)
8	A.ESPARGARO	30.863	J.ZARCO	30.360	A.RINS	20.822	A.ESPARGARO	25.057	8	P.ESPARGAR	1'47.114	1'47.134	(7)
9	E.BASTIANINI	30.869	A.MARQUEZ	30.385	C.CRUTCHLOW	20.833	B.BINDER	25.092	9	J.MARTIN	1'47.120	1'47.120	(6)
10	M.MARQUEZ	30.885	M.MARQUEZ	30.388	J.MIR	20.837	J.MIR	25.096	10	E.BASTIANINI	1'47.152	1'47.276	(10)
11	A.MARQUEZ	30.919	I.LECUONA	30.393	V.ROSSI	20.888	V.ROSSI	25.099	11	C.CRUTCHLO	1'47.181	1'47.353	(12)
12	A.RINS	30.923	T.NAKAGAMI	30.403	M.OLIVEIRA	20.896	F.QUARTARARO	25.124	12	M.OLIVEIRA	1'47.193	1'47.389	(13)
13	C.CRUTCHLOW	30.949	L.MARINI	30.411	J.MILLER	20.897	T.NAKAGAMI	25.135	13	J.ZARCO	1'47.328	1'47.328	(11)
14	B.BINDER	30.952	A.RINS	30.414	M.VIÑALES	20.928	A.MARQUEZ	25.136	14	A.RINS	1'47.343	1'47.396	(14)
15	V.ROSSI	30.967	E.BASTIANINI	30.434	J.MARTIN	20.939	C.CRUTCHLOW	25.140	15	A.MARQUEZ	1'47.401	1'47.673	(16)
16	L.MARINI	30.975	P.ESPARGARO	30.453	A.MARQUEZ	20.961	E.BASTIANINI	25.149	16	V.ROSSI	1'47.448	1'47.551	(15)
17	J.ZARCO	30.983	J.MARTIN	30.454	B.BINDER	20.962	A.RINS	25.184	17	M.VIÑALES	1'47.716	1'47.789	(17)
18	M.OLIVEIRA	30.983	V.ROSSI	30.494	I.LECUONA	20.968	M.VIÑALES	25.226	18	B.BINDER	1'47.722	1'47.805	(18)
19	M.VIÑALES	31.063	M.VIÑALES	30.499	J.ZARCO	20.991	I.LECUONA	25.236	19	I.LECUONA	1'47.760	1'47.829	(19)
20	D.PETRUCCI	31.101	J.DIXON	30.575	J.DIXON	21.098	L.MARINI	25.283	20	L.MARINI	1'47.788	1'48.093	(20)
21	I.LECUONA	31.163	D.PETRUCCI	30.666	L.MARINI	21.119	D.PETRUCCI	25.304	21	D.PETRUCCI	1'48.232	1'48.397	(21)
22	J.DIXON	31.173	B.BINDER	30.716	D.PETRUCCI	21.161	J.DIXON	25.401	22	J.DIXON	1'48.247	1'48.422	(22)

These data/results cannot be reproduced, stored and/or transmitted in whole or in part by any manner of electronic, mechanical, photocopying, recording, broadcasting or otherwise now known or herein after developed without the previous express consent by the copyright owner, except for reproduction in daily press and regular printed publications on sale to the public within 60 days of the event related to those data/results and always provided that copyright symbol appears together as follows below.

© DORNA, 2021


Official MotoGP Timing by TISSOT  
www.motogp.com





5077 m.

**GRAN PREMIO TISSOT DE ARAGÓN****Free Practice Nr. 3****Fastest Laps Sequence**

<i>Practice Time</i>	 <i>Rider</i>	<i>Nation</i>	<i>Motorcycle</i>	<i>Time</i>	<i>Km/h</i>	<i>Rider's Lap</i>
<b>3'43.133</b>	36 <b>Joan MIR</b>	SPA	SUZUKI	<b>1'49.984</b>	166.1	2
<b>3'55.772</b>	88 <b>Miguel OLIVEIRA</b>	POR	KTM	<b>1'49.771</b>	166.5	2
<b>4'17.200</b>	41 <b>Aleix ESPARGARO</b>	SPA	APRILIA	<b>1'49.383</b>	167.0	2
<b>5'31.734</b>	36 <b>Joan MIR</b>	SPA	SUZUKI	<b>1'48.601</b>	168.2	3
<b>5'38.115</b>	93 <b>Marc MARQUEZ</b>	SPA	HONDA	<b>1'48.418</b>	168.5	3
<b>6'15.002</b>	30 <b>Takaaki NAKAGAMI</b>	JPN	HONDA	<b>1'48.403</b>	168.6	3
<b>7'20.116</b>	36 <b>Joan MIR</b>	SPA	SUZUKI	<b>1'48.382</b>	168.6	4
<b>7'57.077</b>	41 <b>Aleix ESPARGARO</b>	SPA	APRILIA	<b>1'48.290</b>	168.7	4
<b>8'03.100</b>	30 <b>Takaaki NAKAGAMI</b>	JPN	HONDA	<b>1'48.098</b>	169.0	4
<b>25'10.431</b>	41 <b>Aleix ESPARGARO</b>	SPA	APRILIA	<b>1'47.772</b>	169.5	9
<b>25'36.863</b>	30 <b>Takaaki NAKAGAMI</b>	JPN	HONDA	<b>1'47.394</b>	170.1	10
<b>27'24.180</b>	30 <b>Takaaki NAKAGAMI</b>	JPN	HONDA	<b>1'47.317</b>	170.3	11
<b>33'42.921</b>	20 <b>Fabio QUARTARARO</b>	FRA	YAMAHA	<b>1'47.046</b>	170.7	14
<b>37'25.113</b>	63 <b>Francesco BAGNAIA</b>	ITA	DUCATI	<b>1'46.984</b>	170.8	15
<b>40'30.977</b>	36 <b>Joan MIR</b>	SPA	SUZUKI	<b>1'46.982</b>	170.8	16
<b>43'58.117</b>	20 <b>Fabio QUARTARARO</b>	FRA	YAMAHA	<b>1'46.926</b>	170.9	18

These data/results cannot be reproduced, stored and/or transmitted in whole or in part by any manner of electronic, mechanical, photocopying, recording, broadcasting or otherwise now known or herein after developed without the previous express consent by the copyright owner, except for reproduction in daily press and regular printed publications on sale to the public within 60 days of the event related to those data/results and always provided that copyright symbol appears together as follows below.

© DORNA, 2021

Official MotoGP Timing by TISSOT  
www.motogp.com

Alcañiz, Saturday, September 11, 2021

