


5077 m.

# GRAN PREMIO TISSOT DE ARAGÓN

## Free Practice Nr. 1

### Classification

3

	Rider	Nation	Team	Motorcycle	Time	Lap Total	Gap	Top Speed
1	93 <b>Marc MARQUEZ</b>	SPA	Repsol Honda Team	HONDA	<b>1'48.048</b>	18 20		<b>342.9</b>
2	36 <b>Joan MIR</b>	SPA	Team SUZUKI ECSTAR	SUZUKI	<b>1'49.019</b>	17 18	0.971 0.971	<b>339.6</b>
3	63 <b>Francesco BAGNAIA</b>	ITA	Ducati Lenovo Team	DUCATI	<b>1'49.193</b>	16 19	1.145 0.174	<b>342.9</b>
4	73 <b>Alex MARQUEZ</b>	SPA	LCR Honda CASTROL	HONDA	<b>1'49.206</b>	18 18	1.158 0.013	<b>342.9</b>
5	43 <b>Jack MILLER</b>	AUS	Ducati Lenovo Team	DUCATI	<b>1'49.262</b>	16 21	1.214 0.056	<b>346.1</b>
6	41 <b>Aleix ESPARGARO</b>	SPA	Aprilia Racing Team Gresini	APRILIA	<b>1'49.313</b>	15 18	1.265 0.051	<b>342.9</b>
7	5 <b>Johann ZARCO</b>	FRA	Pramac Racing	DUCATI	<b>1'49.372</b>	17 17	1.324 0.059	<b>346.1</b>
8	20 <b>Fabio QUARTARARO</b>	FRA	Monster Energy Yamaha MotoGP	YAMAHA	<b>1'49.451</b>	14 19	1.403 0.079	<b>334.4</b>
9	30 <b>Takaaki NAKAGAMI</b>	JPN	LCR Honda IDEMITSU	HONDA	<b>1'49.459</b>	8 21	1.411 0.008	<b>345.0</b>
10	44 <b>Pol ESPARGARO</b>	SPA	Repsol Honda Team	HONDA	<b>1'49.589</b>	13 18	1.541 0.130	<b>346.1</b>
11	23 <b>Enea BASTIANINI</b>	ITA	Avintia Esponsorama	DUCATI	<b>1'49.652</b>	13 17	1.604 0.063	<b>344.0</b>
12	35 <b>Cal CRUTCHLOW</b>	GBR	Monster Energy Yamaha MotoGP	YAMAHA	<b>1'49.670</b>	14 17	1.622 0.018	<b>339.6</b>
13	9 <b>Danilo PETRUCCI</b>	ITA	Tech 3 KTM Factory Racing	KTM	<b>1'49.741</b>	15 18	1.693 0.071	<b>339.6</b>
14	42 <b>Alex RINS</b>	SPA	Team SUZUKI ECSTAR	SUZUKI	<b>1'49.784</b>	11 18	1.736 0.043	<b>338.6</b>
15	10 <b>Luca MARINI</b>	ITA	SKY VR46 Avintia	DUCATI	<b>1'49.936</b>	17 18	1.888 0.152	<b>340.7</b>
16	27 <b>Iker LECUONA</b>	SPA	Tech 3 KTM Factory Racing	KTM	<b>1'49.942</b>	12 13	1.894 0.006	<b>340.7</b>
17	89 <b>Jorge MARTIN</b>	SPA	Pramac Racing	DUCATI	<b>1'49.947</b>	10 17	1.899 0.005	<b>347.3</b>
18	88 <b>Miguel OLIVEIRA</b>	POR	Red Bull KTM Factory Racing	KTM	<b>1'49.964</b>	17 19	1.916 0.017	<b>344.0</b>
19	12 <b>Maverick VIÑALES</b>	SPA	Aprilia Racing Team Gresini	APRILIA	<b>1'50.187</b>	16 21	2.139 0.223	<b>342.9</b>
20	46 <b>Valentino ROSSI</b>	ITA	Petronas Yamaha SRT	YAMAHA	<b>1'50.299</b>	11 12	2.251 0.112	<b>335.4</b>
21	33 <b>Brad BINDER</b>	RSA	Red Bull KTM Factory Racing	KTM	<b>1'50.353</b>	14 17	2.305 0.054	<b>346.1</b>
22	96 <b>Jake DIXON</b>	GBR	Petronas Yamaha SRT	YAMAHA	<b>1'51.188</b>	14 20	3.140 0.835	<b>332.3</b>

Practice condition: **Dry**  
 Air: **22°**  
 Humidity: **61%**  
 Ground: **28°**

<b>Fastest Lap:</b>	Lap: 18	<b>Marc MARQUEZ</b>	<b>1'48.048</b>	169.1 Km/h
<b>Best Race Lap:</b>	2020	<b>Franco MORBIDELLI</b>	<b>1'48.089</b>	169.0 Km/h
<b>All Time Lap Record:</b>	2015	<b>Marc MARQUEZ</b>	<b>1'46.635</b>	171.4 Km/h

The results are provisional until the end of the limit for protest and appeals.

Time limit for protest expires 30' after publication of the results - ..... Time: .....

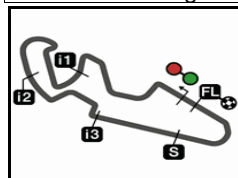
These data/results cannot be reproduced, stored and/or transmitted in whole or in part by any manner of electronic, mechanical, photocopying, recording, broadcasting or otherwise now known or herein after developed without the previous express consent by the copyright owner, except for reproduction in daily press and regular printed publications on sale to the public within 60 days of the event related to those data/results and always provided that copyright symbol appears together as follows below.

© DORNA, 2021

Official MotoGP Timing by **TISSOT**  
 www.motogp.com

**Alcañiz, Friday, September 10, 2021**





5077 m.

## GRAN PREMIO TISSOT DE ARAGÓN

## Free Practice Nr. 1

## Top Speed &amp; Average

4



Rider	Nation	Motorcycle	Top 5 speeds					Average	Top
89 <b>Jorge MARTIN</b>	SPA	DUCATI	347.3	346.1	345.0	342.9	342.9	344.8	<b>347.3</b>
5 <b>Johann ZARCO</b>	FRA	DUCATI	346.1	346.1	344.0	344.0	344.0	344.8	<b>346.1</b>
33 <b>Brad BINDER</b>	RSA	KTM	346.1	346.1	341.8	340.7	340.7	342.4	<b>346.1</b>
43 <b>Jack MILLER</b>	AUS	DUCATI	346.1	345.0	344.0	344.0	342.9	344.4	<b>346.1</b>
44 <b>Pol ESPARGARO</b>	SPA	HONDA	346.1	344.0	342.9	342.9	342.9	343.4	<b>346.1</b>
30 <b>Takaaki NAKAGAMI</b>	JPN	HONDA	345.0	344.0	344.0	344.0	342.9	344.0	<b>345.0</b>
23 <b>Enea BASTIANINI</b>	ITA	DUCATI	344.0	342.9	340.7	340.7	340.7	341.8	<b>344.0</b>
88 <b>Miguel OLIVEIRA</b>	POR	KTM	344.0	342.9	342.9	341.8	341.8	342.7	<b>344.0</b>
12 <b>Maverick VIÑALES</b>	SPA	APRILIA	342.9	339.6	339.6	339.6	339.6	340.2	<b>342.9</b>
41 <b>Aleix ESPARGARO</b>	SPA	APRILIA	342.9	340.7	340.7	339.6	338.6	339.8	<b>342.9</b>
63 <b>Francesco BAGNAIA</b>	ITA	DUCATI	342.9	340.7	339.6	339.6	339.6	340.0	<b>342.9</b>
73 <b>Alex MARQUEZ</b>	SPA	HONDA	342.9	342.9	342.9	342.9	341.8	342.7	<b>342.9</b>
93 <b>Marc MARQUEZ</b>	SPA	HONDA	342.9	341.8	340.7	340.7	340.7	341.2	<b>342.9</b>
10 <b>Luca MARINI</b>	ITA	DUCATI	340.7	339.6	338.6	338.6	338.6	339.2	<b>340.7</b>
27 <b>Iker LECUONA</b>	SPA	KTM	340.7	337.5	337.5	337.5	337.5	338.1	<b>340.7</b>
9 <b>Daniilo PETRUCCI</b>	ITA	KTM	339.6	337.5	336.5	335.4	335.4	336.9	<b>339.6</b>
35 <b>Cal CRUTCHLOW</b>	GBR	YAMAHA	339.6	337.5	337.5	336.5	336.5	337.5	<b>339.6</b>
36 <b>Joan MIR</b>	SPA	SUZUKI	339.6	338.6	338.6	337.5	337.5	338.2	<b>339.6</b>
42 <b>Alex RINS</b>	SPA	SUZUKI	338.6	338.6	338.6	337.5	337.5	338.0	<b>338.6</b>
46 <b>Valentino ROSSI</b>	ITA	YAMAHA	335.4	332.3	332.3	332.3	331.3	332.2	<b>335.4</b>
20 <b>Fabio QUARTARARO</b>	FRA	YAMAHA	334.4	334.4	334.4	333.4	333.4	333.7	<b>334.4</b>
96 <b>Jake DIXON</b>	GBR	YAMAHA	332.3	331.3	330.3	330.3	330.3	330.9	<b>332.3</b>

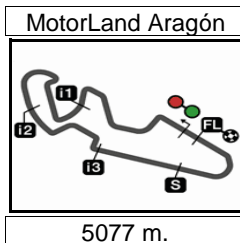
These data/results cannot be reproduced, stored and/or transmitted in whole or in part by any manner of electronic, mechanical, photocopying, recording, broadcasting or otherwise now known or herein after developed without the previous express consent by the copyright owner, except for reproduction in daily press and regular printed publications on sale to the public within 60 days of the event related to those data/results and always provided that copyright symbol appears together as follows below.

© DORNA, 2021

Official MotoGP Timing by TISSOT  
www.motogp.com



Alcañiz, Friday, September 10, 2021



Results and timing service provided by TISSOT

MotoGP™

# GRAN PREMIO TISSOT DE ARAGÓN

## Free Practice Nr. 1

### Chronological Analysis of Performances

5

\* Lap / Sector time cancelled      **T1** Time from finish line to 1st intermediate      **T3** Time from 2nd intermed. to 3rd intermed.  
**P** Crossing the finish line in pit lane      **T2** Time from 1st intermed. to 2nd intermed.      **T4** Time from 3rd intermediate to finish line  
 \*\* Tyre data subject to further updates

Lap	Lap Time	T1	T2	T3	T4	Speed	Lap	Lap Time	T1	T2	T3	T4	Speed			
<b>1st</b>	<b>93</b>	<b>Marc MARQUEZ</b>				HONDA	SPA	9	2'00.656	P	32.865	32.419	22.658	32.714	327.3	
		Repsol Honda Team														
		Runs=2	Total laps=20	Full laps=14												
<b>Run #</b>	<b>1</b>	<b>Front Tyre</b>	<b>Slick-Soft</b>	<b>Rear Tyre</b>	<b>Slick-Medium</b>		<b>Run #</b>	<b>3</b>	<b>Front Tyre</b>	<b>missing data</b>	<b>Rear Tyre</b>	<b>missing data</b>				
		<b>New Tyre</b>		<b>New Tyre</b>					<b>Laps at start</b>		<b>9 Laps at start</b>					
1	2'05.554	31.427	35.364	23.386	26.500	337.5	10	5'46.223	30.349	31.712	21.801	25.781	336.5			
2	1'52.161	33.059	31.872	21.673	25.557	340.7	11	1'50.711	31.766	31.252	22.084	25.609	336.5			
3	1'50.921	31.917	31.674	21.595	25.735	337.5	12	1'49.652	31.675	31.046	21.434	25.497	337.5			
4	1'49.360	31.556	31.079	21.299	25.426	339.6	13	1'49.788	* 31.617*	31.162	21.430	25.579	337.5			
5	1'50.762	31.811	31.694	21.573	25.684	338.6	14	1'49.451	31.528	30.991	21.375	25.557	338.6			
6	1'49.588	31.464	31.061	21.495	25.568	339.6	15	2'02.343	P 33.472	33.115	23.097	32.659	333.4			
7	1'49.171	31.531	31.020	21.177	25.443	339.6										
8	2'01.390	P 33.997	32.744	22.072	32.577	336.5	<b>Run #</b>	<b>4</b>	<b>Front Tyre</b>	<b>missing data</b>	<b>Rear Tyre</b>	<b>missing data</b>				
									<b>Laps at start</b>		<b>New Tyre</b>					
<b>Run #</b>	<b>2</b>	<b>Front Tyre</b>	<b>Slick-Soft</b>	<b>Rear Tyre</b>	<b>Slick-Medium</b>		16	4'17.094	29.291	33.298	22.684	27.378	322.5			
		<b>8 Laps at start</b>		<b>8 Laps at start</b>			17	1'49.019	31.452	30.828	21.392	25.347	339.6			
9	6'47.260	31.003	33.757	22.695	26.196	336.5	18	1'48.580	* 31.223	30.724	21.226	25.407*	338.6			
10	1'52.566	32.486	32.551	21.756	25.773	339.6										
11	1'49.934	31.722	31.261	21.406	25.545	340.7										
12	1'49.246	* 31.334	31.010	21.413*	25.489	341.8										
13	1'51.735	31.389	30.915	23.370	26.061	337.5										
14	1'53.848	31.421	31.095	25.193	26.139	337.5										
15	1'59.903	P 31.874*	33.296	22.579	32.154	337.5										
<b>Run #</b>	<b>3</b>	<b>Front Tyre</b>	<b>Slick-Medium</b>	<b>Rear Tyre</b>	<b>Slick-Soft</b>											
		<b>New Tyre</b>		<b>New Tyre</b>												
16	6'10.245	30.350	33.518	22.079	26.667	330.3										
17	1'49.727	31.723	31.087	21.521	25.396	342.9										
18	1'48.048	30.993	30.634	21.111	25.310	340.7										
19	1'50.946	32.383	31.574	21.427	25.562	340.7										
20	1'48.216	31.089	30.748	21.054	25.325	340.7										
<b>2nd</b>	<b>36</b>	<b>Joan MIR</b>				SUZUKI	SPA	<b>Run #</b>	<b>2</b>	<b>Front Tyre</b>	<b>Slick-Soft</b>	<b>Rear Tyre</b>	<b>Slick-Medium</b>			
		Team SUZUKI ECSTAR							<b>10 Laps at start</b>		<b>10 Laps at start</b>					
		Runs=3	Total laps=18	Full laps=9			11	10'54.359	31.219	32.702	22.103	25.931	339.6			
<b>Run #</b>	<b>1</b>	<b>Front Tyre</b>	<b>Slick-Soft</b>	<b>Rear Tyre</b>	<b>Slick-Medium</b>		12	1'50.358	31.954	31.210	21.537	25.657	338.6			
		<b>New Tyre</b>		<b>New Tyre</b>			13	1'49.685	31.772	31.109	21.298	25.506	340.7			
1	2'23.202	33.360	33.351	22.910	26.274	336.5	14	1'49.279	31.574	30.949	21.155	25.601	338.6			
2	1'52.416	32.900	31.722	22.000	25.794	337.5	15	1'49.243	31.408	31.086	21.231	25.518	339.6			
3	2'02.278	P 32.143	33.648	23.091	33.396	290.5	16	1'49.193	31.335	30.989	21.279	25.590	339.6			
<b>Run #</b>	<b>2</b>	<b>Front Tyre</b>	<b>Slick-Soft</b>	<b>Rear Tyre</b>	<b>Slick-Medium</b>		17	1'49.260	* 31.399	31.075	21.273*	25.513	339.6			
		<b>3 Laps at start</b>		<b>3 Laps at start</b>			18	1'49.327	31.420	31.052	21.290	25.565	339.6			
4	6'54.602	31.150	31.753	21.812	25.767	335.4	19	2'04.616	35.469	41.292	22.071	25.784	342.9			
5	1'50.841	31.923	31.206	21.667	26.045	332.3										
6	1'49.400	31.531	31.028	21.260	25.581	334.4										
7	1'49.623	31.523	31.010	21.362	25.728	334.4										
8	1'49.404	31.555	30.964	21.338	25.547	334.4										

**Fastest Lap:** Marc MARQUEZ      Repsol Honda Team      SPA      1'48.048      30.993      30.634      21.111      25.310

These data/results cannot be reproduced, stored and/or transmitted in whole or in part by any manner of electronic, mechanical, photocopying, recording, broadcasting or otherwise now known or herein after developed without the previous express consent by the copyright owner, except for reproduction in daily press and regular printed publications on sale to the public within 60 days of the event related to those data/results and always provided that copyright symbol appears together as follows below.  
 © DORNA, 2021



# Free Practice Nr. 1

# MotoGP

Lap	Lap Time	T1	T2	T3	T4	Speed	Lap	Lap Time	T1	T2	T3	T4	Speed		
<b>4th</b>	<b>73</b>	<b>Alex MARQUEZ</b>				HONDA SPA		21	<b>1'49.661</b>	31.669	31.152	21.344	<b>25.496</b>	342.9	
		LCR Honda CASTROL													
		Runs=2		Total laps=18		Full laps=13									
Run #	1	Front Tyre	Slick-Soft New Tyre	Rear Tyre	Slick-Medium New Tyre			Run #	1	Front Tyre	Slick-Medium New Tyre	Rear Tyre	Slick-Medium New Tyre		
1	2'03.344	31.109	34.507	23.590	26.575	336.5		1	2'35.851	32.642	34.263	23.267	26.729	334.4	
2	<b>1'53.972</b>	33.540	32.278	22.122	26.032	339.6		2	<b>1'52.330</b>	32.598	31.469	22.123	26.140	334.4	
3	<b>1'51.454</b>	32.247	31.657	21.536	26.014	334.4		3	<b>1'50.545</b>	32.060	31.047	21.672	25.766	336.5	
4	<b>1'50.645</b>	32.155	31.314	21.701	25.475	<b>342.9</b>		4	<b>1'50.198</b>	31.892	31.076	21.456	25.774	338.6	
5	<b>1'49.966</b>	31.655	31.211	21.603	25.497	342.9		5	<b>1'49.922</b>	31.738	31.028	21.391	25.765	336.5	
6	<b>1'49.768</b>	31.533	31.165	21.522	25.548	342.9		6	2'02.993 P	34.619	33.863	22.547	31.964	332.3	
7	<b>1'49.672</b>	31.478	31.173	21.536	25.485	342.9									
8	2'00.534 P	33.339	32.454	22.312	32.429	336.5									
Run #	2	Front Tyre	Slick-Soft 8 Laps at start	Rear Tyre	Slick-Medium 8 Laps at start			Run #	2	Front Tyre	Slick-Medium 6 Laps at start	Rear Tyre	Slick-Medium 6 Laps at start		
9	9'41.200	29.848	33.333	23.029	26.444	335.4		7	7'34.512	32.546	32.372	21.697	25.877	337.5	
10	<b>1'52.094</b>	32.438	31.874	21.831	25.951	337.5		8	<b>1'50.564</b>	32.028	31.429	21.446	25.661	337.5	
11	<b>1'50.813</b>	31.812	31.497	21.775	25.729	339.6		9	<b>1'50.008</b>	31.823	31.177	21.380	25.628	339.6	
12	<b>1'50.394</b>	31.787	31.316	21.434	25.857	338.6		10	<b>1'49.663</b>	31.683	31.078	21.306	25.596	338.6	
13	<b>1'50.212</b>	31.615	31.395	21.515	25.687	339.6		11	2'01.405 P	33.518	32.976	23.057	31.854	318.7	
14	1'59.869 P	33.126*	32.536	22.374	31.833	336.5									
Run #	3	Front Tyre	Slick-Medium New Tyre	Rear Tyre	Slick-Medium New Tyre			Run #	3	Front Tyre	Slick-Medium 11 Laps at start	Rear Tyre	Slick-Medium 11 Laps at start		
15	5'58.564	31.746	35.302	22.582	26.096	336.5		12	7'09.152	29.006	32.997	25.135	25.940	337.5	
16	<b>1'50.861</b>	32.063	31.562	21.689	25.547	340.7		13	<b>1'50.398</b>	31.883	31.108	21.777	25.630	338.6	
17	<b>1'49.739</b>	31.494	31.452	21.373	<b>25.420</b>	341.8		14	1'49.419 *	31.452	30.972	21.428	25.567*	<b>342.9</b>	
18	<b>1'49.206</b>	<b>31.393</b>	<b>31.042</b>	<b>21.307</b>	25.464	340.7		15	<b>1'49.313</b>	31.600	<b>30.909</b>	<b>21.219</b>	25.585	336.5	
								16	<b>1'52.281</b>	33.276	31.960	21.456	25.589	338.6	
								17	<b>1'49.563</b>	<b>31.431</b>	30.986	21.580	<b>25.566</b>	340.7	
								18	<b>1'49.875</b>	31.595	31.072	21.630	25.578	340.7	
<b>5th</b>	<b>43</b>	<b>Jack MILLER</b>				DUCATI AUS									
		Ducati Lenovo Team													
		Runs=1		Total laps=21		Full laps=17									
Run #	1	Front Tyre	Slick-Soft New Tyre	Rear Tyre	Slick-Medium New Tyre			Run #	1	Front Tyre	Slick-Soft New Tyre	Rear Tyre	Slick-Medium New Tyre		
1	2'21.188	30.927	33.411	22.888	26.179	344.0		1	2'19.757	31.276	34.048	23.041	26.240	324.4	
2	<b>1'52.134</b>	32.733	31.796	21.836	25.769	<b>346.1</b>		2	<b>1'52.014</b>	32.581	31.698	22.109	25.626	<b>346.1</b>	
3	<b>1'51.058</b>	31.903	31.543	22.045	25.567	344.0		3	<b>1'50.396</b>	31.970	31.305	21.637	25.484	344.0	
4	<b>1'50.642</b>	32.054	31.538	21.446	25.604	340.7		4	<b>1'49.672</b>	31.522	31.164	21.532	<b>25.454</b>	346.1	
5	<b>1'50.843</b>	32.178	31.645	21.391	25.629	338.6		5	<b>1'59.750</b>	32.082	31.525	30.191	25.952	341.8	
6	<b>1'50.257</b>	31.869	31.293	21.384	25.711	339.6		6	<b>1'50.536</b>	31.713	<b>31.136</b>	21.848	25.839	342.9	
7	<b>1'49.602</b>	31.701	31.104	21.297	25.500	340.7		7	2'07.514 P	37.001	33.834	24.641	32.038	340.7	
8	<b>1'50.116</b>	31.970	31.185	21.385	25.576	339.6									
9	2'06.144 P	31.768	35.610*	26.289	32.477	335.4									
Run #	2	Front Tyre	Slick-Soft 9 Laps at start	Rear Tyre	Slick-Medium 9 Laps at start			Run #	2	Front Tyre	Slick-Soft 7 Laps at start	Rear Tyre	Slick-Medium 7 Laps at start		
10	8'45.166	34.060	32.996	22.313	25.830	338.6		8	9'54.590	29.361	33.225	22.639	25.954	339.6	
11	<b>1'51.081</b>	32.257	31.634	21.548	25.642	338.6		9	<b>1'51.312</b>	32.340	31.517	21.745	25.710	340.7	
12	<b>1'50.082</b>	31.785	31.150	21.598	25.549	339.6		10	<b>1'50.283</b>	31.922	31.258	21.524	25.579	340.7	
13	<b>1'49.646</b>	31.736	31.052	21.337	25.521	340.7		11	<b>1'54.555</b>	31.667	31.182	24.052	27.654	328.3	
14	1'49.888 *	31.640*	31.117	21.401	25.730	341.8		12	<b>1'49.764</b>	31.555	31.173	21.505	25.531	341.8	
15	<b>1'51.872</b>	31.747	31.402	21.779	26.944	324.4		13	2'04.263 P	33.309	33.453	25.333	32.168	342.9	
16	<b>1'49.262</b>	<b>31.424</b>	<b>31.018</b>	<b>21.255</b>	25.565	338.6									
17	<b>1'50.160</b>	31.739	31.278	21.497	25.646	338.6									
18	<b>2'05.026</b>	37.068	39.811	22.377	25.770	339.6									
19	<b>1'59.936</b>	31.703	31.310	23.899	33.024	274.3									
20	<b>1'50.183</b>	31.531	31.149	21.507	25.996	345.0									
Run #	3	Front Tyre	Slick-Soft 13 Laps at start	Rear Tyre	Slick-Medium 13 Laps at start			Run #	3	Front Tyre	Slick-Soft 13 Laps at start	Rear Tyre	Slick-Medium 13 Laps at start		
14	7'46.887	32.124	37.598	22.417	25.864	340.7		14	7'46.887	32.124	37.598	22.417	25.864	340.7	
15	<b>2'01.712</b>	32.144	32.035	31.883	25.650	344.0		15	<b>2'01.712</b>	32.144	32.035	31.883	25.650	344.0	
16	<b>1'50.558</b>	31.923	31.555	21.598	25.482	344.0		16	<b>1'50.558</b>	31.923	31.555	21.598	25.482	344.0	
17	<b>1'49.372</b>	<b>31.426</b>	31.187	<b>21.284</b>	25.475	342.9		17	<b>1'49.372</b>	<b>31.426</b>	31.187	<b>21.284</b>	25.475	342.9	

**Fastest Lap:** Marc MARQUEZ Repsol Honda Team SPA **1'48.048** 30.993 30.634 21.111 25.310

These data/results cannot be reproduced, stored and/or transmitted in whole or in part by any manner of electronic, mechanical, photocopying, recording, broadcasting or otherwise now known or herein after developed without the previous express consent by the copyright owner, except for reproduction in daily press and regular printed publications on sale to the public within 60 days of the event related to those data/results and always provided that copyright symbol appears together as follows below.  
© DORNA, 2021

Official MotoGP Timing by TISSOT  
www.motogp.com

Alcañiz, Friday, September 10, 2021

Page 2 of 6



# Free Practice Nr. 1

# MotoGP

Lap	Lap Time	T1	T2	T3	T4	Speed	Lap	Lap Time	T1	T2	T3	T4	Speed	
<b>8th</b>	<b>20</b>	<b>Fabio QUARTARARO</b> YAMAHA FRA Monster Energy Yamaha MotoGP						<b>10th</b>	<b>44</b>	<b>PoI ESPARGARO</b> HONDA SPA Repsol Honda Team				
Runs=1 Total laps=19 Full laps=12							Runs=2 Total laps=18 Full laps=13							
Run #	1	Front Tyre	Slick-Soft	Rear Tyre	Slick-Medium		Run #	1	Front Tyre	Slick-Soft	Rear Tyre	Slick-Medium		
			<b>New Tyre</b>		<b>New Tyre</b>					<b>New Tyre</b>		<b>New Tyre</b>		
1	3'16.062	30.545	33.219	22.799	26.408	333.4	1	2'18.195	33.418	34.088	23.050	26.029	339.6	
2	<b>1'51.329</b>	32.137	31.648	21.602	25.942	332.3	2	<b>1'53.040</b>	32.743	32.099	22.487	25.711	340.7	
3	<b>1'50.185</b>	31.649	31.315	21.534	25.687	333.4	3	<b>1'50.428</b>	31.725	31.387	21.656	25.660	339.6	
4	1'50.473 *	31.473	31.306	21.840	25.854*	333.4	4	<b>1'50.108</b>	31.526	31.446	21.534	25.602	341.8	
5	<b>1'49.867</b>	31.475	31.241	21.461	25.690	333.4	5	<b>2'00.674</b>	32.930	32.079	27.296	28.369	301.0	
6	<b>1'49.887</b>	31.590	31.212	21.349	25.736	333.4	6	1'56.090 P	31.715	31.384	21.518	31.473	346.1	
7	2'01.862 *	31.475	41.906*	22.347	26.134	331.3	<b>Run # 2</b> Front Tyre Slick-Soft Rear Tyre Slick-Medium 6 Laps at start 6 Laps at start							
8	1'50.287 *	31.661	31.310	21.538*	25.778	333.4	7	7'01.596	29.192	32.492	22.040	25.805	339.6	
9	<b>1'49.603</b>	31.460	31.124	21.362	25.657	334.4	8	<b>1'50.312</b>	31.888	31.321	21.558	25.545	341.8	
10	2'11.926 P	37.904	36.619	23.492	33.911	331.3	9	<b>1'51.924</b>	31.706	31.498	22.713	26.007	336.5	
<b>Run # 2</b> Front Tyre Slick-Medium Rear Tyre Slick-Medium New Tyre 10 Laps at start							10	<b>1'50.132</b>	31.681	31.359	21.478	25.614	341.8	
11	9'57.223	30.750	32.910	22.346	26.223	331.3	11	<b>1'49.630</b>	31.539	31.262	21.317	25.512	342.9	
12	<b>1'50.287</b>	31.794	31.322	21.406	25.765	333.4	12	<b>1'49.611</b>	31.530	31.299	21.292	25.490	342.9	
13	1'49.451 *	31.477*	31.008	21.223	25.743	332.3	13	<b>1'49.589</b>	31.483	31.260	21.304	25.542	344.0	
14	<b>1'49.451</b>	31.432	31.050	21.247	25.722	333.4	14	2'02.674 P	33.677	33.830	22.906	32.261	336.5	
15	<b>1'56.969</b>	32.881	35.965	22.017	26.106	332.3	<b>Run # 3</b> Front Tyre Slick-Soft Rear Tyre Slick-Medium 14 Laps at start 14 Laps at start							
16	<b>1'49.674</b>	31.495	31.115	21.334	25.730	332.3	15	7'59.117	30.292	33.290	22.049	25.758	342.9	
17	<b>2'00.424</b>	40.400	32.333	21.555	26.136	334.4	16	<b>1'53.112</b>	32.051	31.931	23.316	25.814	342.9	
18	<b>1'49.964</b>	31.530	31.243	21.381	25.810	334.4	17	<b>1'50.435</b>	31.523	31.339	21.850	25.723	342.9	
19	<b>1'49.724</b>	31.513	31.193	21.223	25.795	333.4	18	<b>1'49.704</b>	31.413	31.222	21.529	25.540	342.9	
<b>9th</b>	<b>30</b>	<b>Takaaki NAKAGAMI</b> HONDA JPN LCR Honda IDEMITSU						<b>11th</b>	<b>23</b>	<b>Enea BASTIANINI</b> DUCATI ITA Avintia Esponsorama				
Runs=1 Total laps=21 Full laps=17							Runs=1 Total laps=17 Full laps=13							
Run #	1	Front Tyre	Slick-Soft	Rear Tyre	Slick-Medium		Run #	1	Front Tyre	Slick-Soft	Rear Tyre	Slick-Medium		
			<b>New Tyre</b>		<b>New Tyre</b>					<b>New Tyre</b>		<b>New Tyre</b>		
1	2'25.179	32.184	34.246	22.859	26.244	336.5	1	2'22.203	32.227	34.433	22.952	26.858	337.5	
2	<b>1'52.027</b>	32.723	31.987	21.690	25.627	339.6	2	<b>1'53.203</b>	33.084	32.272	21.973	25.874	340.7	
3	<b>1'50.283</b>	31.894	31.247	21.588	25.554	344.0	3	<b>1'51.465</b>	32.175	31.738	21.763	25.789	340.7	
4	<b>1'50.338</b>	31.897	31.186	21.684	25.571	344.0	4	<b>1'50.609</b>	31.892	31.449	21.534	25.734	342.9	
5	<b>1'50.833</b>	31.993	31.342	21.918	25.580	345.0	5	<b>1'50.894</b>	31.969	31.346	21.747	25.832	340.7	
6	<b>1'49.912</b>	31.482	31.381	21.401	25.648	344.0	6	<b>1'55.016</b>	36.230	31.486	21.590	25.710	344.0	
7	<b>1'50.499</b>	32.120	31.400	21.378	25.601	336.5	7	<b>1'50.157</b>	31.738	31.232	21.302	25.885	339.6	
8	<b>1'49.459</b>	31.739	30.979	21.168	25.573	337.5	8	1'58.729 P	33.206	32.325	22.127	31.071	338.6	
9	<b>1'49.623</b>	31.542	31.243	21.228	25.610	336.5	<b>Run # 2</b> Front Tyre Slick-Soft Rear Tyre Slick-Medium 8 Laps at start 8 Laps at start							
10	2'02.324 P	33.901	32.801	22.222	33.400	335.4	9	15'53.496	30.796	32.596	22.227	26.157	333.4	
<b>Run # 2</b> Front Tyre Slick-Soft Rear Tyre Slick-Medium 10 Laps at start 10 Laps at start							10	1'50.918 *	32.254*	31.512	21.409	25.743	336.5	
11	9'03.375	33.414	34.120	22.175	26.065	335.4	11	<b>1'50.079</b>	31.703	31.325	21.280	25.771	334.4	
12	<b>1'57.352</b>	34.316	35.122	21.994	25.920	337.5	12	<b>1'49.870</b>	31.617	31.308	21.193	25.752	335.4	
13	<b>1'50.099</b>	31.775	31.321	21.318	25.685	337.5	13	<b>1'49.652</b>	31.632	31.119	21.222	25.679	339.6	
14	1'49.707 *	31.567*	31.191	21.317	25.632	337.5	14	<b>1'51.489</b>	32.261	31.533	21.812	25.883	335.4	
15	<b>1'51.595</b>	32.944	31.336	21.676	25.639	338.6	15	<b>1'51.360</b>	31.505	31.311	21.401	27.143	337.5	
16	<b>1'50.267</b>	31.656	31.210	21.666	25.735	338.6	16	<b>1'49.807</b>	31.608	31.255	21.108	25.836	336.5	
17	<b>1'49.896</b>	31.559	31.123	21.648	25.566	337.5	17	<b>1'53.131</b>	32.655	32.430	21.984	26.062	335.4	
18	<b>1'49.633</b>	31.525	31.273	21.173	25.662	338.6								
19	<b>1'49.755</b>	31.332	31.113	21.636	25.674	341.8								
20	<b>1'52.561</b>	32.809	32.547	21.585	25.620	341.8								
21	<b>1'49.831</b>	31.605	31.269	21.385	25.572	342.9								

**Fastest Lap:** Marc MARQUEZ Repsol Honda Team SPA **1'48.048** 30.993 30.634 21.111 25.310

These data/results cannot be reproduced, stored and/or transmitted in whole or in part by any manner of electronic, mechanical, photocopying, recording, broadcasting or otherwise now known or herein after developed without the previous express consent by the copyright owner, except for reproduction in daily press and regular printed publications on sale to the public within 60 days of the event related to those data/results and always provided that copyright symbol appears together as follows below.  
© DORNA, 2021

Official MotoGP Timing by TISSOT  
www.motogp.com

Alcañiz, Friday, September 10, 2021

Page 3 of 6





# Free Practice Nr. 1

# MotoGP

Lap	Lap Time	T1	T2	T3	T4	Speed	Lap	Lap Time	T1	T2	T3	T4	Speed	
<b>12th</b>	<b>35</b>	<b>Cal CRUTCHLOW</b>				YAMAHA	GBR							
Monster Energy Yamaha MotoGP														
Runs=2			Total laps=17			Full laps=10								
Run #	1	Front Tyre	Slick-Soft	Rear Tyre	Slick-Medium		Run #	1	Front Tyre	Slick-Soft	Rear Tyre	Slick-Medium		
			New Tyre						New Tyre					
1	2'48.138	34.143	34.393	23.359	26.758	332.3	1	2'37.591	30.479	33.681	23.176	26.201	336.5	
2	<b>1'53.946</b>	33.551	32.137	22.182	26.076	334.4	2	<b>1'52.214</b>	32.700	31.685	21.822	26.007	337.5	
3	<b>1'51.489</b>	32.262	31.471	21.842	25.914	335.4	3	<b>1'50.926</b>	32.041	31.458	21.537	25.890	<b>338.6</b>	
4	1'50.394 *	32.023	31.226	21.418	25.727*	336.5	4	1'50.340 *	31.630	<b>31.226</b>	21.532	25.952*	335.4	
5	1'49.765 *	31.608	31.085*	21.362	<b>25.710</b>	336.5	5	<b>1'50.065</b>	31.582	31.263	21.265	25.955	336.5	
6	<b>2'03.157</b>	31.675	31.231	21.333	38.918	337.5	6	<b>1'54.663</b>	34.078	32.457	22.010	26.118	330.3	
7	<b>1'52.921</b>	32.884	31.657	22.380	26.000	337.5	7	1'56.147 P	31.855	31.281	21.447	31.564	337.5	
8	<b>1'49.813</b>	31.669	31.048	21.265	25.831	<b>339.6</b>	<b>Run # 2</b>	7 Laps at start			7 Laps at start			
9	1'57.989 P	32.289	31.221	21.614	32.865	333.4	8	7'25.912	30.095	32.415	22.084	26.047	332.3	
<b>Run # 2</b>	9 Laps at start			9 Laps at start			9	<b>1'50.208</b>	31.654	31.329	21.420	25.805	333.4	
10	10'52.088	28.993	32.609	22.476	26.169	333.4	10	<b>1'50.039</b>	31.595	31.312	21.332	<b>25.800</b>	336.5	
11	<b>1'52.059</b>	32.330	32.146	21.679	25.904	334.4	11	<b>1'49.784</b>	<b>31.503</b>	31.229	<b>21.250</b>	25.802	336.5	
12	<b>1'49.699</b>	31.683	<b>31.020</b>	<b>21.259</b>	25.737	335.4	12	<b>1'52.626</b>	32.768	32.059	21.887	25.912	336.5	
13	<b>1'54.053</b>	33.521	32.887	21.760	25.885	335.4	13	<b>1'50.480</b>	31.634	31.508	21.524	25.814	338.6	
14	<b>1'49.670</b>	<b>31.580</b>	31.087	21.278	25.725	335.4	14	<b>1'50.152</b>	31.623	31.319	21.390	25.820	337.5	
15	<b>1'59.394</b>	31.731	31.305	29.970	26.388	332.3	15	2'02.851 P	34.682	34.255	22.147	31.767	335.4	
16	2'03.042 P	32.100	35.646	21.977	33.319	335.4	<b>Run # 3</b>	15 Laps at start			15 Laps at start			
<b>Run # 3</b>	16 Laps at start			16 Laps at start			16	6'53.420	30.708	32.111	21.809	26.028	338.6	
17	5'50.650	33.984	33.938	22.767	27.646	331.3	17	<b>1'50.421</b>	31.630	31.396	21.447	25.948	337.5	
<b>13th</b>	<b>9</b>	<b>Daniilo PETRUCCI</b>				KTM	ITA							
Tech 3 KTM Factory Racing														
Runs=2			Total laps=18			Full laps=13								
Run #	1	Front Tyre	Slick-Medium	Rear Tyre	Slick-Medium		Run #	1	Front Tyre	Slick-Soft	Rear Tyre	Slick-Medium		
			New Tyre						New Tyre					
1	2'20.154	31.379	33.790	23.290	26.144	335.4	1	2'17.489	33.282	34.536	23.245	26.914	332.3	
2	<b>1'52.413</b>	32.468	31.673	22.479	25.793	<b>339.6</b>	2	<b>1'54.467</b>	33.253	32.127	22.960	26.127	338.6	
3	<b>1'51.342</b>	32.127	31.786	21.679	25.750	337.5	3	<b>1'51.862</b>	32.286	31.575	22.034	25.967	336.5	
4	<b>1'51.880</b>	32.131	31.836	21.861	26.052	336.5	4	<b>1'53.387</b>	33.280	31.598	22.310	26.199	<b>340.7</b>	
5	<b>1'50.867</b>	31.913	31.612	21.611	25.731	333.4	5	<b>1'51.661</b>	32.403	31.497	21.859	25.902	339.6	
6	<b>1'50.423</b>	31.672	31.473	21.563	25.715	333.4	6	<b>1'50.780</b>	31.854	31.358	21.664	25.904	338.6	
7	2'07.689 P	36.134	34.604	23.230	33.721	291.2	7	2'04.429 P	36.156	32.813	23.149	32.311	331.3	
<b>Run # 2</b>	7 Laps at start			7 Laps at start			<b>Run # 2</b>	7 Laps at start			7 Laps at start			
8	9'35.029	33.894	33.064	21.877	25.706	333.4	8	7'57.861	31.309	32.596	22.493	26.415	329.3	
9	<b>1'50.104</b>	31.687	31.342	21.405	25.670	332.3	9	<b>1'52.372</b>	32.663	31.758	21.893	26.058	333.4	
10	<b>1'53.622</b>	31.588	31.262	24.146	26.626	314.0	10	<b>1'50.934</b>	32.039	31.318	21.550	26.027	333.4	
11	1'55.724 P	31.687	31.254	21.490	31.293	331.3	11	<b>1'50.773</b>	31.989	31.280	21.567	25.937	332.3	
<b>Run # 3</b>	11 Laps at start			11 Laps at start			12	<b>1'50.385</b>	31.824	31.227	21.503	25.831	334.4	
12	5'37.544	31.414	32.148	22.887	25.784	331.3	13	2'06.158 P	36.511	33.589	23.532	32.526	328.3	
13	<b>1'49.907</b>	31.622	31.352	<b>21.319</b>	<b>25.614</b>	332.3	<b>Run # 3</b>	13 Laps at start			13 Laps at start			
14	<b>1'50.003</b>	31.665	31.262	21.359	25.717	333.4	14	7'05.000	31.473	32.127	29.648	28.440	315.9	
15	<b>1'49.741</b>	<b>31.477</b>	<b>31.170</b>	21.437	25.657	333.4	15	<b>1'51.339</b>	32.259	31.512	21.684	25.884	335.4	
16	<b>1'57.873</b>	35.234	35.129	21.720	25.790	335.4	16	<b>1'56.320</b>	37.071	31.756	21.715	25.778	337.5	
17	<b>1'49.814</b>	31.548	31.198	21.415	25.653	334.4	17	<b>1'49.936</b>	31.609	31.243	<b>21.425</b>	<b>25.659</b>	338.6	
18	<b>2'00.334</b>	35.060	35.362	23.728	26.184	329.3	18	<b>1'49.964</b>	<b>31.606</b>	<b>31.105</b>	21.511	25.742	335.4	

**Fastest Lap:** Marc MARQUEZ Repsol Honda Team SPA **1'48.048** 30.993 30.634 21.111 25.310

These data/results cannot be reproduced, stored and/or transmitted in whole or in part by any manner of electronic, mechanical, photocopying, recording, broadcasting or otherwise now known or herein after developed without the previous express consent by the copyright owner, except for reproduction in daily press and regular printed publications on sale to the public within 60 days of the event related to those data/results and always provided that copyright symbol appears together as follows below.  
© DORNA, 2021

Official MotoGP Timing by TISSOT  
www.motogp.com

Alcañiz, Friday, September 10, 2021

Page 4 of 6





# Free Practice Nr. 1

MotoGP

Lap	Lap Time	T1	T2	T3	T4	Speed	Lap	Lap Time	T1	T2	T3	T4	Speed				
<b>20th</b>	<b>46</b>	<b>Valentino ROSSI</b>				YAMAHA ITA		5	<b>1'54.502</b>	34.276	32.114	22.056	26.056	327.3			
		Petronas Yamaha SRT						6	<b>1'52.670</b>	32.559	31.954	22.116	26.041	328.3			
		Runs=1			Total laps=12			Full laps=7			7	<b>1'54.254</b>	32.324	31.809	23.606	26.515	327.3
		<b>Run # 1</b>	<b>Front Tyre</b>	<b>Slick-Soft</b>	<b>Rear Tyre</b>	<b>Slick-Medium</b>	<b>New Tyre</b>	<b>New Tyre</b>	8	<b>1'54.733</b>	33.057	33.755	21.903	26.018	331.3		
		1	3'16.030	31.376	34.370	23.490	26.644	328.3	9	1'52.055 *	32.263	31.680	21.984*	26.128	329.3		
		2	<b>1'52.476</b>	32.746	31.734	22.007	25.989	330.3	10	<b>1'52.296</b>	32.223	32.037	21.840	26.196	327.3		
		3	<b>1'50.804</b>	31.977	31.436	21.488	<b>25.903</b>	331.3	11	<b>1'51.773</b>	32.255	31.652	21.832	26.034	329.3		
		4	1'51.401 *	31.774	31.466	22.192	25.969*	331.3	12	<b>1'51.521</b>	32.145	31.632	21.799	<b>25.945</b>	330.3		
		5	<b>1'50.801</b>	31.825	31.453	21.565	25.958	330.3	13	<b>1'54.993</b>	<b>31.970</b>	33.958	23.097	25.968	<b>332.3</b>		
		6	1'50.404 *	<b>31.679</b>	31.216	21.575*	25.934	331.3	14	<b>1'51.188</b>	32.056	<b>31.445</b>	<b>21.732</b>	25.955	329.3		
		7	2'08.458 P	39.863	33.810	22.532	32.253	328.3	15	2'12.276 P	42.035	33.311	24.350	32.580	330.3		
		<b>Run # 2</b>	<b>Front Tyre</b>	<b>Slick-Soft</b>	<b>Rear Tyre</b>	<b>Slick-Medium</b>	<b>15 Laps at start</b>			<b>15 Laps at start</b>			<b>Run # 2</b>	<b>Front Tyre</b>	<b>Slick-Soft</b>	<b>Rear Tyre</b>	<b>Slick-Medium</b>
		8	8'44.527	33.487	33.158	22.112	25.965	332.3	16	9'34.860	31.811	34.137	24.534	26.573	322.5		
		9	<b>1'50.696</b>	31.989	31.374	21.417	25.916	332.3	17	1'54.755 *	34.203	32.127	22.222	26.203*	328.3		
		10	<b>1'50.449</b>	31.798	31.301	21.389	25.961	332.3	18	<b>1'54.228</b>	32.419	31.830	23.732	26.247	328.3		
11	<b>1'50.299</b>	31.744	<b>31.183</b>	<b>21.336</b>	26.036	331.3	19	<b>1'51.716</b>	32.245	31.669	21.803	25.999	329.3				
12	<b>2'01.890</b>	38.671	34.469	22.627	26.123	<b>335.4</b>	20	<b>1'54.841</b>	32.178	31.752	24.421	26.490	327.3				

<b>21st</b>	<b>33</b>	<b>Brad BINDER</b>				KTM RSA				
		Red Bull KTM Factory Racing								
		Runs=2			Total laps=17			Full laps=9		
		<b>Run # 1</b>	<b>Front Tyre</b>	<b>Slick-Medium</b>	<b>Rear Tyre</b>	<b>Slick-Medium</b>	<b>New Tyre</b>	<b>New Tyre</b>		
		1	2'19.361	31.821	34.039	23.023	26.255	340.7		
		2	<b>1'53.066</b>	32.456	32.126	22.656	25.828	339.6		
		3	<b>1'52.171</b>	31.979	31.885	22.374	25.933	340.7		
		4	<b>1'51.042</b>	32.139	<b>31.578</b>	21.652	25.673	<b>346.1</b>		
		5	1'52.465 *	31.859	32.954*	21.897	25.755	340.7		
		6	1'50.297 *	31.754	31.562*	<b>21.332</b>	25.649	340.7		
		7	<b>2'03.633</b>	31.902	43.538	22.290	25.903	339.6		
		8	2'02.533 P	34.781	31.955	23.863	31.934	334.4		
		<b>Run # 2</b>	<b>Front Tyre</b>	<b>Slick-Medium</b>	<b>Rear Tyre</b>	<b>Slick-Medium</b>	<b>8 Laps at start</b>			
		9	9'59.507	34.848	32.904	22.257	26.162	338.6		
		10	<b>1'55.973</b>	35.348	32.331	22.319	25.975	338.6		
11	<b>2'04.363</b>	31.904	31.868	30.698	29.893	319.6				
12	<b>1'51.557</b>	32.161	31.610	21.869	25.917	339.6				
13	1'51.675 *	32.133*	32.052	21.450	26.040	339.6				
14	<b>1'50.353</b>	<b>31.612</b>	31.578	21.494	25.669	339.6				
15	2'05.467 P	31.675	31.745	30.241	31.806	337.5				
<b>Run # 3</b>	<b>Front Tyre</b>	<b>Slick-Medium</b>	<b>Rear Tyre</b>	<b>Slick-Medium</b>	<b>15 Laps at start</b>					
16	6'03.124	33.933	34.712	21.826	25.657	341.8				
17	<b>1'51.712</b>	31.900	32.118	22.066	<b>25.628</b>	346.1				

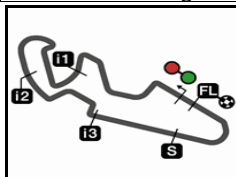
<b>22nd</b>	<b>96</b>	<b>Jake DIXON</b>				YAMAHA GBR				
		Petronas Yamaha SRT								
		Runs=1			Total laps=20			Full laps=14		
		<b>Run # 1</b>	<b>Front Tyre</b>	<b>Slick-Soft</b>	<b>Rear Tyre</b>	<b>Slick-Medium</b>	<b>New Tyre</b>	<b>New Tyre</b>		
		1	2'28.941	31.815	36.143	23.358	26.951	327.3		
2	<b>1'54.520</b>	33.416	32.478	22.397	26.229	328.3				
3	<b>1'55.818</b>	32.625	32.131	24.180	26.882	329.3				
4	1'52.518 *	32.229	31.562	22.505	26.222*	330.3				

**Fastest Lap:** Marc MARQUEZ Repsol Honda Team SPA **1'48.048** 30.993 30.634 21.111 25.310

These data/results cannot be reproduced, stored and/or transmitted in whole or in part by any manner of electronic, mechanical, photocopying, recording, broadcasting or otherwise now known or herein after developed without the previous express consent by the copyright owner, except for reproduction in daily press and regular printed publications on sale to the public within 60 days of the event related to those data/results and always provided that copyright symbol appears together as follows below.  
© DORNA, 2021







5077 m.

## GRAN PREMIO TISSOT DE ARAGÓN

## Free Practice Nr. 1

## Best Partial Times

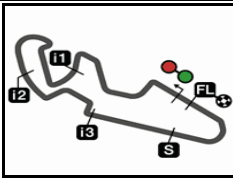
MotoGP™

*IT* Ideal Lap Time, sum of the best partial times*BT* Best Lap Time

<i>T1</i>		<i>T2</i>		<i>T3</i>		<i>T4</i>				<i>IT</i>	<i>BT</i>	
Pos	Rider	Time	Rider	Time	Rider	Time	Rider	Time	Pos	Rider		
1	M.MARQUEZ	30.993	M.MARQUEZ	30.634	M.MARQUEZ	21.054	M.MARQUEZ	25.310	1	M.MARQUEZ	1'47.991	1'48.048 (1)
2	J.MIR	31.223	J.MIR	30.724	E.BASTIANINI	21.108	J.MIR	25.347	2	J.MIR	1'48.520	1'49.019 (2)
3	T.NAKAGAMI	31.332	A.ESPARGARO	30.909	F.BAGNAIA	21.155	J.MARTIN	25.385	3	F.BAGNAIA	1'48.945	1'49.193 (3)
4	F.BAGNAIA	31.335	F.BAGNAIA	30.949	T.NAKAGAMI	21.168	A.MARQUEZ	25.420	4	T.NAKAGAMI	1'49.033	1'49.459 (9)
5	A.MARQUEZ	31.393	T.NAKAGAMI	30.979	A.ESPARGARO	21.219	J.ZARCO	25.454	5	A.ESPARGAR	1'49.125	1'49.313 (6)
6	P.ESPARGARO	31.413	F.QUARTARARO	31.008	F.QUARTARARO	21.223	P.ESPARGARO	25.490	6	A.MARQUEZ	1'49.162	1'49.206 (4)
7	J.MILLER	31.424	J.MILLER	31.018	J.MIR	21.226	J.MILLER	25.496	7	J.MILLER	1'49.193	1'49.262 (5)
8	J.ZARCO	31.426	C.CRUTCHLOW	31.020	A.RINS	21.250	F.BAGNAIA	25.506	8	J.ZARCO	1'49.300	1'49.372 (7)
9	A.ESPARGARO	31.431	A.MARQUEZ	31.042	J.MILLER	21.255	M.OLIVEIRA	25.531	9	F.QUARTARAR	1'49.320	1'49.451 (8)
10	F.QUARTARARO	31.432	I.LECUONA	31.082	C.CRUTCHLOW	21.259	T.NAKAGAMI	25.554	10	E.BASTIANINI	1'49.411	1'49.652 (11)
11	D.PETRUCCI	31.477	M.OLIVEIRA	31.087	J.ZARCO	21.284	A.ESPARGARO	25.566	11	P.ESPARGAR	1'49.417	1'49.589 (10)
12	A.RINS	31.503	L.MARINI	31.105	P.ESPARGARO	21.292	D.PETRUCCI	25.614	12	I.LECUONA	1'49.551	1'49.942 (16)
13	E.BASTIANINI	31.505	E.BASTIANINI	31.119	I.LECUONA	21.306	B.BINDER	25.628	13	C.CRUTCHLO	1'49.569	1'49.670 (12)
14	I.LECUONA	31.509	J.ZARCO	31.136	A.MARQUEZ	21.307	I.LECUONA	25.654	14	D.PETRUCCI	1'49.580	1'49.741 (13)
15	C.CRUTCHLOW	31.580	D.PETRUCCI	31.170	D.PETRUCCI	21.319	F.QUARTARARO	25.657	15	A.RINS	1'49.779	1'49.784 (14)
16	L.MARINI	31.606	M.VIÑALES	31.180	B.BINDER	21.332	L.MARINI	25.659	16	L.MARINI	1'49.795	1'49.936 (15)
17	B.BINDER	31.612	V.ROSSI	31.183	V.ROSSI	21.336	E.BASTIANINI	25.679	17	M.OLIVEIRA	1'49.799	1'49.964 (18)
18	M.VIÑALES	31.638	P.ESPARGARO	31.222	M.VIÑALES	21.420	C.CRUTCHLOW	25.710	18	J.MARTIN	1'49.824	1'49.947 (17)
19	J.MARTIN	31.665	A.RINS	31.226	J.MARTIN	21.424	M.VIÑALES	25.791	19	M.VIÑALES	1'50.029	1'50.187 (19)
20	V.ROSSI	31.679	J.MARTIN	31.350	L.MARINI	21.425	A.RINS	25.800	20	V.ROSSI	1'50.101	1'50.299 (20)
21	M.OLIVEIRA	31.690	J.DIXON	31.445	M.OLIVEIRA	21.491	V.ROSSI	25.903	21	B.BINDER	1'50.150	1'50.353 (21)
22	J.DIXON	31.970	B.BINDER	31.578	J.DIXON	21.732	J.DIXON	25.945	22	J.DIXON	1'51.092	1'51.188 (22)


These data/results cannot be reproduced, stored and/or transmitted in whole or in part by any manner of electronic, mechanical, photocopying, recording, broadcasting or otherwise now known or herein after developed without the previous express consent by the copyright owner, except for reproduction in daily press and regular printed publications on sale to the public within 60 days of the event related to those data/results and always provided that copyright symbol appears together as follows below.  
© DORNA, 2021





5077 m.

**GRAN PREMIO TISSOT DE ARAGÓN****Free Practice Nr. 1****Fastest Laps Sequence**

<i>Practice Time</i>	 <i>Rider</i>	<i>Nation</i>	<i>Motorcycle</i>	<i>Time</i>	<i>Km/h</i>	<i>Rider's Lap</i>
<b>3'57.316</b>	73 <b>Alex MARQUEZ</b>	SPA	HONDA	<b>1'53.972</b>	160.3	2
<b>3'57.715</b>	93 <b>Marc MARQUEZ</b>	SPA	HONDA	<b>1'52.161</b>	162.9	2
<b>4'07.112</b>	27 <b>Iker LECUONA</b>	SPA	KTM	<b>1'51.322</b>	164.1	2
<b>5'48.636</b>	93 <b>Marc MARQUEZ</b>	SPA	HONDA	<b>1'50.921</b>	164.7	3
<b>6'01.663</b>	44 <b>PoI ESPARGARO</b>	SPA	HONDA	<b>1'50.428</b>	165.5	3
<b>6'02.167</b>	5 <b>Johann ZARCO</b>	FRA	DUCATI	<b>1'50.396</b>	165.5	3
<b>6'07.489</b>	30 <b>Takaaki NAKAGAMI</b>	JPN	HONDA	<b>1'50.283</b>	165.7	3
<b>6'57.576</b>	20 <b>Fabio QUARTARARO</b>	FRA	YAMAHA	<b>1'50.185</b>	165.8	3
<b>7'37.996</b>	93 <b>Marc MARQUEZ</b>	SPA	HONDA	<b>1'49.360</b>	167.1	4
<b>13'07.517</b>	93 <b>Marc MARQUEZ</b>	SPA	HONDA	<b>1'49.171</b>	167.4	7
<b>43'01.419</b>	93 <b>Marc MARQUEZ</b>	SPA	HONDA	<b>1'48.048</b>	169.1	18

These data/results cannot be reproduced, stored and/or transmitted in whole or in part by any manner of electronic, mechanical, photocopying, recording, broadcasting or otherwise now known or herein after developed without the previous express consent by the copyright owner, except for reproduction in daily press and regular printed publications on sale to the public within 60 days of the event related to those data/results and always provided that copyright symbol appears together as follows below.

© DORNA, 2021

