


5900 m.

**MONSTER ENERGY BRITISH GRAND PRIX****Free Practice Nr. 4****Classification****14**

	Rider	Nation	Team	Motorcycle	Time	Lap Total	Gap	Top Speed
1	20 <b>Fabio QUARTARARO</b>	FRA	Monster Energy Yamaha MotoGP	YAMAHA	<b>2'00.002</b>	3 12		<b>329.2</b>
2	44 <b>Po ESPARGARO</b>	SPA	Repsol Honda Team	HONDA	<b>2'00.253</b>	11 13	0.251 0.251	<b>334.3</b>
3	63 <b>Francesco BAGNAIA</b>	ITA	Ducati Lenovo Team	DUCATI	<b>2'00.301</b>	5 12	0.299 0.048	<b>336.4</b>
4	93 <b>Marc MARQUEZ</b>	SPA	Repsol Honda Team	HONDA	<b>2'00.319</b>	6 11	0.317 0.018	<b>331.2</b>
5	42 <b>Alex RINS</b>	SPA	Team SUZUKI ECSTAR	SUZUKI	<b>2'00.452</b>	5 11	0.450 0.133	<b>330.2</b>
6	43 <b>Jack MILLER</b>	AUS	Ducati Lenovo Team	DUCATI	<b>2'00.701</b>	5 13	0.699 0.249	<b>337.5</b>
7	41 <b>Aleix ESPARGARO</b>	SPA	Aprilia Racing Team Gresini	APRILIA	<b>2'00.729</b>	7 15	0.727 0.028	<b>335.4</b>
8	46 <b>Valentino ROSSI</b>	ITA	Petronas Yamaha SRT	YAMAHA	<b>2'00.738</b>	11 13	0.736 0.009	<b>326.2</b>
9	5 <b>Johann ZARCO</b>	FRA	Pramac Racing	DUCATI	<b>2'00.767</b>	9 11	0.765 0.029	<b>336.4</b>
10	73 <b>Alex MARQUEZ</b>	SPA	LCR Honda CASTROL	HONDA	<b>2'00.808</b>	6 12	0.806 0.041	<b>333.3</b>
11	23 <b>Enea BASTIANINI</b>	ITA	Avintia Esponsorama	DUCATI	<b>2'00.855</b>	5 12	0.853 0.047	<b>334.3</b>
12	35 <b>Cal CRUTCHLOW</b>	GBR	Monster Energy Yamaha MotoGP	YAMAHA	<b>2'00.971</b>	10 12	0.969 0.116	<b>330.2</b>
13	33 <b>Brad BINDER</b>	RSA	Red Bull KTM Factory Racing	KTM	<b>2'01.023</b>	4 11	1.021 0.052	<b>331.2</b>
14	88 <b>Miguel OLIVEIRA</b>	POR	Red Bull KTM Factory Racing	KTM	<b>2'01.163</b>	11 13	1.161 0.140	<b>330.2</b>
15	27 <b>Iker LECUONA</b>	SPA	Tech 3 KTM Factory Racing	KTM	<b>2'01.254</b>	5 10	1.252 0.091	<b>327.2</b>
16	9 <b>Danilo PETRUCCI</b>	ITA	Tech 3 KTM Factory Racing	KTM	<b>2'01.280</b>	5 12	1.278 0.026	<b>330.2</b>
17	89 <b>Jorge MARTIN</b>	SPA	Pramac Racing	DUCATI	<b>2'01.298</b>	9 11	1.296 0.018	<b>337.5</b>
18	36 <b>Joan MIR</b>	SPA	Team SUZUKI ECSTAR	SUZUKI	<b>2'01.348</b>	10 11	1.346 0.050	<b>329.2</b>
19	30 <b>Takaaki NAKAGAMI</b>	JPN	LCR Honda IDEMITSU	HONDA	<b>2'01.503</b>	3 12	1.501 0.155	<b>328.2</b>
20	96 <b>Jake DIXON</b>	GBR	Petronas Yamaha SRT	YAMAHA	<b>2'02.056</b>	5 12	2.054 0.553	<b>321.4</b>
21	10 <b>Luca MARINI</b>	ITA	SKY VR46 Avintia	DUCATI	<b>2'02.253</b>	3 12	2.251 0.197	<b>330.2</b>

**Practice condition: Dry****Air: 18°****Humidity: 62%****Ground: 27°**

<b>Fastest Lap:</b>	Lap: 3	<b>Fabio QUARTARARO</b>	<b>2'00.002</b>	176.9 Km/h
<b>Best Race Lap:</b>	2019	<b>Marc MARQUEZ</b>	<b>1'59.936</b>	177.0 Km/h
<b>All Time Lap Record:</b>	2019	<b>Marc MARQUEZ</b>	<b>1'58.168</b>	179.7 Km/h

The results are provisional until the end of the limit for protest and appeals.

Time limit for protest expires 30' after publication of the results - ..... Time: .....

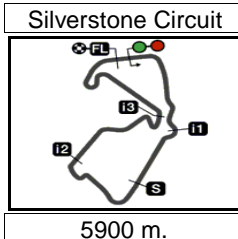
These data/results cannot be reproduced, stored and/or transmitted in whole or in part by any manner of electronic, mechanical, photocopying, recording, broadcasting or otherwise now known or herein after developed without the previous express consent by the copyright owner, except for reproduction in daily press and regular printed publications on sale to the public within 60 days of the event related to those data/results and always provided that copyright symbol appears together as follows below.

© DORNA, 2021

Official MotoGP Timing by TISSOT

www.motogp.com

**Silverstone, Saturday, August 28, 2021**

**MONSTER ENERGY BRITISH GRAND PRIX****Free Practice Nr. 4****Top Speed & Average****15**

Rider	Nation	Motorcycle	Top 5 speeds					Average	Top
43 <b>Jack MILLER</b>	<b>AUS</b>	DUCATI	337.5	336.4	336.4	335.4	335.4	336.1	<b>337.5</b>
89 <b>Jorge MARTIN</b>	<b>SPA</b>	DUCATI	337.5	335.4	333.3	333.3	333.3	334.6	<b>337.5</b>
5 <b>Johann ZARCO</b>	<b>FRA</b>	DUCATI	336.4	335.4	335.4	335.4	334.3	335.2	<b>336.4</b>
63 <b>Francesco BAGNAIA</b>	<b>ITA</b>	DUCATI	336.4	335.4	334.3	334.3	334.3	334.8	<b>336.4</b>
41 <b>Aleix ESPARGARO</b>	<b>SPA</b>	APRILIA	335.4	334.3	333.3	333.3	333.3	333.9	<b>335.4</b>
23 <b>Enea BASTIANINI</b>	<b>ITA</b>	DUCATI	334.3	334.3	333.3	333.3	332.3	333.3	<b>334.3</b>
44 <b>Poli ESPARGARO</b>	<b>SPA</b>	HONDA	334.3	333.3	333.3	332.3	332.3	332.9	<b>334.3</b>
73 <b>Alex MARQUEZ</b>	<b>SPA</b>	HONDA	333.3	333.3	333.3	332.3	331.2	332.4	<b>333.3</b>
33 <b>Brad BINDER</b>	<b>RSA</b>	KTM	331.2	329.2	329.2	329.2	328.2	329.4	<b>331.2</b>
93 <b>Marc MARQUEZ</b>	<b>SPA</b>	HONDA	331.2	331.2	331.2	331.2	331.2	331.2	<b>331.2</b>
9 <b>Danilo PETRUCCI</b>	<b>ITA</b>	KTM	330.2	330.2	328.2	328.2	326.2	328.6	<b>330.2</b>
10 <b>Luca MARINI</b>	<b>ITA</b>	DUCATI	330.2	330.2	329.2	328.2	328.2	329.2	<b>330.2</b>
35 <b>Cal CRUTCHLOW</b>	<b>GBR</b>	YAMAHA	330.2	330.2	329.2	329.2	328.2	329.4	<b>330.2</b>
42 <b>Alex RINS</b>	<b>SPA</b>	SUZUKI	330.2	329.2	328.2	328.2	328.2	328.7	<b>330.2</b>
88 <b>Miguel OLIVEIRA</b>	<b>POR</b>	KTM	330.2	328.2	327.2	326.2	325.3	327.4	<b>330.2</b>
20 <b>Fabio QUARTARARO</b>	<b>FRA</b>	YAMAHA	329.2	329.2	329.2	329.2	329.2	329.2	<b>329.2</b>
36 <b>Joan MIR</b>	<b>SPA</b>	SUZUKI	329.2	328.2	328.2	327.2	325.3	327.6	<b>329.2</b>
30 <b>Takaaki NAKAGAMI</b>	<b>JPN</b>	HONDA	328.2	327.2	327.2	326.2	326.2	327.0	<b>328.2</b>
27 <b>Iker LECUONA</b>	<b>SPA</b>	KTM	327.2	326.2	323.3	322.3	322.3	324.3	<b>327.2</b>
46 <b>Valentino ROSSI</b>	<b>ITA</b>	YAMAHA	326.2	326.2	326.2	325.3	325.3	325.7	<b>326.2</b>
96 <b>Jake DIXON</b>	<b>GBR</b>	YAMAHA	321.4	321.4	321.4	321.4	321.4	321.4	<b>321.4</b>

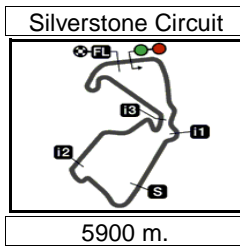
These data/results cannot be reproduced, stored and/or transmitted in whole or in part by any manner of electronic, mechanical, photocopying, recording, broadcasting or otherwise now known or herein after developed without the previous express consent by the copyright owner, except for reproduction in daily press and regular printed publications on sale to the public within 60 days of the event related to those data/results and always provided that copyright symbol appears together as follows below.

© DORNA, 2021

Official MotoGP Timing by TISSOT  
www.motogp.com



**Silverstone, Saturday, August 28, 2021**



Results and timing service provided by TISSOT

MotoGP™

# MONSTER ENERGY BRITISH GRAND PRIX

## Free Practice Nr. 4

### Chronological Analysis of Performances

16

\* Lap / Sector time cancelled      **T1** Time from finish line to 1st intermed.      **T3** Time from 2nd intermed. to 3rd intermed.  
**P** Crossing the finish line in pit lane      **T2** Time from 1st intermed. to 2nd intermed.      **T4** Time from 3rd intermed. to finish line  
**\*\*** Tyre data subject to further updates

Lap	Lap Time	T1	T2	T3	T4	Speed	Lap	Lap Time	T1	T2	T3	T4	Speed	
<b>1st</b>	<b>20</b>	<b>Fabio QUARTARARO</b> YAMAHA FRA Monster Energy Yamaha MotoGP						<b>Run # 1</b>	<b>Front Tyre</b>	<b>Slick-Medium</b>	<b>Rear Tyre</b>	<b>Slick-Medium</b>		
								<b>New Tyre</b>	<b>New Tyre</b>	<b>New Tyre</b>	<b>New Tyre</b>			
1	3'26.552	21.950	41.549	28.989	31.472	304.2	1	3'16.244	21.732	41.917	28.981	31.616	288.0	
2	<b>2'00.948</b>	23.873	38.833	27.747	30.495	327.2	2	<b>2'01.686</b>	24.192	38.920	27.907	30.667	329.2	
3	<b>2'00.002</b>	23.456	38.632	27.567	30.347	329.2	3	<b>2'00.889</b>	23.819	38.723	27.763	30.584	333.3	
4	<b>2'00.041</b>	23.540	38.660	27.471	30.370	329.2	4	<b>2'00.791</b>	23.750	38.815	27.635	30.591	334.3	
5	<b>2'00.325</b>	23.458	38.823	27.573	30.471	327.2	5	<b>2'00.301</b>	23.677	38.548	27.543	30.533	335.4	
6	<b>2'00.220</b>	23.526	38.764	27.505	30.425	328.2	6	<b>2'03.582</b>	23.666	40.314	28.521	31.081	336.4	
7	2'15.006 P	25.268	40.168*	29.418	40.152	316.7	7	<b>2'00.851</b>	23.760	38.804	27.726	30.561	333.3	
							8	2'09.003 P	23.763	38.680	27.610	38.950	334.3	
<b>Run # 2</b>	<b>Front Tyre</b>	<b>Slick-Medium</b>	<b>Rear Tyre</b>	<b>Slick-Medium</b>										
	<b>7 Laps at start</b>	<b>7 Laps at start</b>	<b>7 Laps at start</b>	<b>7 Laps at start</b>										
8	6'24.952 *	22.102	42.293*	28.942	32.112	289.5	<b>Run # 2</b>	<b>Front Tyre</b>	<b>Slick-Medium</b>	<b>Rear Tyre</b>	<b>Slick-Medium</b>			
9	<b>2'01.760</b>	24.339	39.038	27.758	30.625	327.2		<b>8 Laps at start</b>	<b>8 Laps at start</b>	<b>8 Laps at start</b>	<b>8 Laps at start</b>			
10	<b>2'00.314</b>	23.464	38.695	27.651	30.504	329.2	9	7'45.799	20.767	39.918	28.343	30.931	323.3	
11	<b>2'00.504</b>	23.545	38.710	27.629	30.620	329.2	10	<b>2'00.770</b>	23.786	38.690	27.610	30.684	334.3	
12	<b>2'00.605</b>	23.521	38.863	27.686	30.535	329.2	11	<b>2'01.045</b>	23.755	38.832	27.705	30.753	334.3	
							12	2'13.096 P	23.688	38.860	29.591	40.957	334.3	
<b>4th</b>	<b>93</b>	<b>Marc MARQUEZ</b> HONDA SPA Repsol Honda Team						<b>Run # 1</b>	<b>Front Tyre</b>	<b>Slick-Medium</b>	<b>Rear Tyre</b>	<b>Slick-Medium</b>		
								<b>New Tyre</b>	<b>New Tyre</b>	<b>New Tyre</b>	<b>New Tyre</b>			
1	2'16.633	20.510	41.524	29.582	31.572	293.4	1	2'16.633	20.510	41.524	29.582	31.572	293.4	
2	<b>2'02.882</b>	24.309	39.417	28.257	30.899	328.2	2	<b>2'02.882</b>	24.309	39.417	28.257	30.899	328.2	
3	2'01.507 *	23.737	39.080*	28.002	30.688	328.2	3	2'01.507 *	23.737	39.080*	28.002	30.688	328.2	
4	<b>2'01.126</b>	23.699	38.853	28.023	30.551	330.2	4	<b>2'01.126</b>	23.699	38.853	28.023	30.551	330.2	
5	<b>2'00.953</b>	23.675	38.748	27.785	30.745	331.2	5	<b>2'00.953</b>	23.675	38.748	27.785	30.745	331.2	
6	<b>2'00.319</b>	23.609	38.618	27.605	30.487	331.2	6	<b>2'00.319</b>	23.609	38.618	27.605	30.487	331.2	
7	2'12.488 P	25.139	40.399	29.008	37.942	312.1	7	2'12.488 P	25.139	40.399	29.008	37.942	312.1	
							<b>Run # 2</b>	<b>Front Tyre</b>	<b>Slick-Medium</b>	<b>Rear Tyre</b>	<b>Slick-Medium</b>			
								<b>7 Laps at start</b>	<b>7 Laps at start</b>	<b>7 Laps at start</b>	<b>7 Laps at start</b>			
8	9'19.343	20.598	40.849	28.963	31.482	314.8	8	9'19.343	20.598	40.849	28.963	31.482	314.8	
9	<b>2'02.279</b>	23.759	39.459	28.290	30.771	331.2	9	<b>2'02.279</b>	23.759	39.459	28.290	30.771	331.2	
10	<b>2'02.124</b>	24.948	38.737	27.926	30.513	331.2	10	<b>2'02.124</b>	24.948	38.737	27.926	30.513	331.2	
11	<b>2'00.935</b>	23.591	38.970	27.612	30.762	331.2	11	<b>2'00.935</b>	23.591	38.970	27.612	30.762	331.2	
<b>5th</b>	<b>42</b>	<b>Alex RINS</b> SUZUKI SPA Team SUZUKI ECSTAR						<b>Run # 1</b>	<b>Front Tyre</b>	<b>Slick-Medium</b>	<b>Rear Tyre</b>	<b>Slick-Hard</b>		
								<b>New Tyre</b>	<b>New Tyre</b>	<b>New Tyre</b>	<b>New Tyre</b>			
1	2'43.577	21.481	41.734	29.364	31.457	294.2	1	2'43.577	21.481	41.734	29.364	31.457	294.2	
2	<b>2'02.498</b>	24.093	39.496	27.983	30.926	327.2	2	<b>2'02.498</b>	24.093	39.496	27.983	30.926	327.2	
3	<b>2'01.743</b>	23.837	39.432	27.855	30.619	328.2	3	<b>2'01.743</b>	23.837	39.432	27.855	30.619	328.2	
4	<b>2'00.834</b>	23.725	38.990	27.610	30.509	328.2	4	<b>2'00.834</b>	23.725	38.990	27.610	30.509	328.2	

**Fastest Lap:** Fabio QUARTARARO      Monster Energy Yama      FRA      **2'00.002**      23.456      38.632      27.567      30.347

These data/results cannot be reproduced, stored and/or transmitted in whole or in part by any manner of electronic, mechanical, photocopying, recording, broadcasting or otherwise now known or herein after developed without the previous express consent by the copyright owner, except for reproduction in daily press and regular printed publications on sale to the public within 60 days of the event related to those data/results and always provided that copyright symbol appears together as follows below.  
© DORNA, 2021



# Free Practice Nr. 4

MotoGP

Lap	Lap Time	T1	T2	T3	T4	Speed	Lap	Lap Time	T1	T2	T3	T4	Speed
5	2'00.452	23.542	38.888	27.526	30.496	330.2	2	2'02.654	24.102	39.488	28.189	30.875	323.3
6	2'21.637 P	30.602*	42.342*	29.148	39.545	287.2	3	2'01.575	23.842	39.065	27.944	30.724	325.3
<b>Run # 2</b> Front Tyre Slick-Medium Rear Tyre Slick-Hard							<b>Run # 2</b> Front Tyre Slick-Medium Rear Tyre Slick-Hard						
6 Laps at start							6 Laps at start						
7	6'50.880	21.853	40.394	28.600	31.064	322.3	4	2'01.563	23.877	39.020	27.927	30.739	324.3
8	2'01.543	23.685	39.058	27.856	30.944	328.2	5	2'01.392	23.716	39.018	27.915	30.743	326.2
9	2'00.942	23.627	38.879	27.745	30.691	328.2	6	2'01.588	23.902	39.052	27.914	30.720	326.2
10	2'01.587	23.764	39.116	27.736	30.971	329.2	7	2'12.065 P	26.108	39.572*	28.922	37.463	314.8
11	2'15.579 P	28.703	39.741	28.337	38.798	321.4	<b>Run # 2</b> Front Tyre Slick-Medium Rear Tyre Slick-Hard						
							7 Laps at start						
							New Tyre						

**6th 43 Jack MILLER** DUCATI AUS  
Ducati Lenovo Team

Run #	1	Front Tyre	Slick-Medium	Rear Tyre	Slick-Hard	Speed
New Tyre						
1	2'43.154	24.414	42.510	29.315	31.398	313.9
2	2'03.574	24.272	40.236	28.247	30.819	335.4
3	2'01.498	23.896	39.074	27.819	30.709	337.5
4	2'00.813	23.730	38.885	27.598	30.600	334.3
5	2'00.701	23.669	38.800	27.698	30.534	336.4
6	2'14.642 *	28.252*	44.705*	29.634	32.051	284.9
7	2'01.482	23.786	39.036	27.982	30.678	334.3
8	2'01.487	23.847	39.162	27.850	30.628	335.4
9	2'01.225	23.785	38.975	27.829	30.636	335.4
10	2'01.398	23.731	39.060	27.740	30.867	334.3
11	2'01.121	23.684	39.019	27.718	30.700	336.4
12	2'01.647	23.834	39.078	27.920	30.815	334.3
13	2'10.543 P	23.785	39.061	27.812	39.885	334.3

**7th 41 Aleix ESPARGARO** APRILIA SPA  
Aprilia Racing Team Gresini

Run #	1	Front Tyre	Slick-Medium	Rear Tyre	Slick-Medium	Speed
New Tyre						
6 Laps at start						
1	2'25.330	19.851	40.823	28.643	31.028	317.6
2	2'05.094	23.906	42.438	28.110	30.640	333.3
3	2'02.233	24.321	39.369	27.913	30.630	316.7
4	2'01.246	23.779	39.231	27.652	30.584	330.2
5	2'04.956	23.760	42.796	27.839	30.561	331.2
6	2'00.880	23.641	39.015	27.651	30.573	335.4
7	2'00.729	23.626	38.990	27.580	30.533	332.3
8	2'00.856	23.555	38.990	27.784	30.527	332.3
9	2'00.828	23.683	38.947	27.654	30.544	332.3
10	2'04.475	23.588	39.377	29.879	31.631	334.3
11	2'01.466	23.676	39.212	27.739	30.839	333.3
12	2'01.645	23.700	39.246	27.696	31.003	331.2
13	2'01.785	23.742	39.203	27.933	30.907	333.3
14	2'08.280	24.722	41.901	28.868	32.789	316.7
15	2'02.595	23.894	39.519	28.041	31.141	332.3

**8th 46 Valentino ROSSI** YAMAHA ITA  
Petronas Yamaha SRT

Run #	1	Front Tyre	Slick-Medium	Rear Tyre	Slick-Medium	Speed
New Tyre						
New Tyre						
1	3'04.834 *	20.811	41.148*	29.276	31.516	295.8

**9th 5 Johann ZARCO** DUCATI FRA  
Pramac Racing

Run #	1	Front Tyre	Slick-Medium	Rear Tyre	Slick-Medium	Speed
New Tyre						
10 Laps at start						
1	2'36.239	20.811	42.056	29.072	31.814	288.0
2	2'03.879	24.773	39.730	28.284	31.092	333.3
3	2'02.351	24.037	39.327	28.112	30.875	334.3
4	2'41.614 P	25.817	40.183	31.595	41.019	336.4
<b>Run # 2</b> Front Tyre Slick-Medium Rear Tyre Slick-Hard						
4 Laps at start						
New Tyre						
5	6'11.851	20.736	42.943	29.722	31.949	299.1
6	2'02.643	24.100	39.688	28.093	30.762	332.3
7	2'01.520	23.915	39.004	27.983	30.618	333.3
8	2'01.184	23.819	38.884	27.921	30.560	335.4
9	2'00.767	23.763	38.761	27.775	30.468	335.4
10	2'07.166	23.728	42.912	29.097	31.429	335.4
11	2'16.983 P	23.877	40.255	31.328	41.523	334.3

**10th 73 Alex MARQUEZ** HONDA SPA  
LCR Honda CASTROL

Run #	1	Front Tyre	Slick-Medium	Rear Tyre	Slick-Medium	Speed
New Tyre						
New Tyre						
1	2'16.065	20.067	41.365	29.893	33.037	312.1
2	2'03.920	24.127	39.431	28.169	32.193	327.2
3	2'01.496	23.804	39.016	28.014	30.662	329.2
4	2'01.235 *	23.640	38.974*	28.011	30.610	331.2
5	2'00.828	23.726	38.704	27.803	30.595	333.3
6	2'00.808	23.645	38.735	27.707	30.721	333.3
7	2'12.212 P	25.002	39.817	29.006	38.387	320.4
<b>Run # 2</b> Front Tyre Slick-Medium Rear Tyre Slick-Hard						
7 Laps at start						
New Tyre						
8	6'10.620 *	20.326	41.307*	30.150	31.800	319.5
9	2'02.991	24.040	39.410	28.522	31.019	328.2
10	2'01.774 *	23.716	39.155*	28.174	30.729	331.2
11	2'01.373 *	23.735	38.860*	28.063	30.715	333.3
12	2'12.077 P	23.673	41.527	28.788	38.089	332.3

**Fastest Lap:** Fabio QUARTARARO Monster Energy Yama FRA 2'00.002 23.456 38.632 27.567 30.347

These data/results cannot be reproduced, stored and/or transmitted in whole or in part by any manner of electronic, mechanical, photocopying, recording, broadcasting or otherwise now known or herein after developed without the previous express consent by the copyright owner, except for reproduction in daily press and regular printed publications on sale to the public within 60 days of the event related to those data/results and always provided that copyright symbol appears together as follows below.  
© DORNA, 2021

Official MotoGP Timing by TISSOT  
www.motogp.com



# Free Practice Nr. 4

MotoGP

Lap	Lap Time	T1	T2	T3	T4	Speed	Lap	Lap Time	T1	T2	T3	T4	Speed																																																																																																																																								
<b>11th</b>	<b>23</b>	<b>Enea BASTIANINI</b>				DUCATI	ITA	10	<b>2'02.172</b>	23.768	39.209	28.058	31.137	329.2																																																																																																																																							
		Avintia Esponsorama						11	<b>2'02.248</b>	23.930	39.146	28.119	31.053	329.2																																																																																																																																							
<table border="1"> <thead> <tr> <th>Run #</th> <th>1</th> <th>Front Tyre</th> <th>Slick-Medium</th> <th>Rear Tyre</th> <th>Slick-Soft</th> <th colspan="2"></th> </tr> <tr> <td colspan="3"></td> <td colspan="2">3 Laps at start</td> <td colspan="3">4 Laps at start</td> </tr> </thead> <tbody> <tr><td>1</td><td>2'37.260</td><td>21.844</td><td>42.071</td><td>29.446</td><td>31.466</td><td>284.2</td><td></td></tr> <tr><td>2</td><td><b>2'05.515</b></td><td>24.488</td><td>41.195</td><td>29.045</td><td>30.787</td><td>328.2</td><td></td></tr> <tr><td>3</td><td>2'01.591 *</td><td>23.989</td><td>39.104*</td><td>27.974</td><td>30.524</td><td>333.3</td><td></td></tr> <tr><td>4</td><td><b>2'05.206</b></td><td>24.016</td><td>40.799</td><td>29.702</td><td>30.689</td><td>324.3</td><td></td></tr> <tr><td>5</td><td><b>2'00.855</b></td><td>23.660</td><td>38.832</td><td>27.740</td><td>30.623</td><td>334.3</td><td></td></tr> <tr><td>6</td><td><b>2'06.417</b></td><td>23.651</td><td>41.758</td><td>29.401</td><td>31.607</td><td>334.3</td><td></td></tr> <tr><td>7</td><td><b>2'01.182</b></td><td>23.784</td><td>38.819</td><td>27.879</td><td>30.700</td><td>333.3</td><td></td></tr> <tr><td>8</td><td>2'12.259 P</td><td>24.790</td><td>39.954</td><td>28.415</td><td>39.100</td><td>328.2</td><td></td></tr> <tr> <th>Run #</th> <th>2</th> <th>Front Tyre</th> <th>Slick-Medium</th> <th>Rear Tyre</th> <th>Slick-Soft</th> <th colspan="2"></th> </tr> <tr> <td colspan="3"></td> <td colspan="2">11 Laps at start</td> <td colspan="3">12 Laps at start</td> </tr> <tr><td>9</td><td>7'11.023</td><td>20.937</td><td>40.104</td><td>28.513</td><td>31.648</td><td>326.2</td><td></td></tr> <tr><td>10</td><td><b>2'01.446</b></td><td>23.851</td><td>38.929</td><td>27.886</td><td>30.780</td><td>331.2</td><td></td></tr> <tr><td>11</td><td><b>2'06.770</b></td><td>24.255</td><td>39.950</td><td>28.745</td><td>33.820</td><td>332.3</td><td></td></tr> <tr><td>12</td><td><b>2'01.161</b></td><td>23.849</td><td>38.918</td><td>27.763</td><td>30.631</td><td>332.3</td><td></td></tr> </tbody> </table>														Run #	1	Front Tyre	Slick-Medium	Rear Tyre	Slick-Soft						3 Laps at start		4 Laps at start			1	2'37.260	21.844	42.071	29.446	31.466	284.2		2	<b>2'05.515</b>	24.488	41.195	29.045	30.787	328.2		3	2'01.591 *	23.989	39.104*	27.974	30.524	333.3		4	<b>2'05.206</b>	24.016	40.799	29.702	30.689	324.3		5	<b>2'00.855</b>	23.660	38.832	27.740	30.623	334.3		6	<b>2'06.417</b>	23.651	41.758	29.401	31.607	334.3		7	<b>2'01.182</b>	23.784	38.819	27.879	30.700	333.3		8	2'12.259 P	24.790	39.954	28.415	39.100	328.2		Run #	2	Front Tyre	Slick-Medium	Rear Tyre	Slick-Soft						11 Laps at start		12 Laps at start			9	7'11.023	20.937	40.104	28.513	31.648	326.2		10	<b>2'01.446</b>	23.851	38.929	27.886	30.780	331.2		11	<b>2'06.770</b>	24.255	39.950	28.745	33.820	332.3		12	<b>2'01.161</b>	23.849	38.918	27.763	30.631	332.3									
Run #	1	Front Tyre	Slick-Medium	Rear Tyre	Slick-Soft																																																																																																																																																
			3 Laps at start		4 Laps at start																																																																																																																																																
1	2'37.260	21.844	42.071	29.446	31.466	284.2																																																																																																																																															
2	<b>2'05.515</b>	24.488	41.195	29.045	30.787	328.2																																																																																																																																															
3	2'01.591 *	23.989	39.104*	27.974	30.524	333.3																																																																																																																																															
4	<b>2'05.206</b>	24.016	40.799	29.702	30.689	324.3																																																																																																																																															
5	<b>2'00.855</b>	23.660	38.832	27.740	30.623	334.3																																																																																																																																															
6	<b>2'06.417</b>	23.651	41.758	29.401	31.607	334.3																																																																																																																																															
7	<b>2'01.182</b>	23.784	38.819	27.879	30.700	333.3																																																																																																																																															
8	2'12.259 P	24.790	39.954	28.415	39.100	328.2																																																																																																																																															
Run #	2	Front Tyre	Slick-Medium	Rear Tyre	Slick-Soft																																																																																																																																																
			11 Laps at start		12 Laps at start																																																																																																																																																
9	7'11.023	20.937	40.104	28.513	31.648	326.2																																																																																																																																															
10	<b>2'01.446</b>	23.851	38.929	27.886	30.780	331.2																																																																																																																																															
11	<b>2'06.770</b>	24.255	39.950	28.745	33.820	332.3																																																																																																																																															
12	<b>2'01.161</b>	23.849	38.918	27.763	30.631	332.3																																																																																																																																															
<b>12th</b>	<b>35</b>	<b>Cal CRUTCHLOW</b>				YAMAHA	GBR																																																																																																																																														
		Monster Energy Yamaha MotoGP																																																																																																																																																			
<table border="1"> <thead> <tr> <th>Run #</th> <th>1</th> <th>Front Tyre</th> <th>Slick-Medium</th> <th>Rear Tyre</th> <th>Slick-Medium</th> <th colspan="2"></th> </tr> <tr> <td colspan="3"></td> <td colspan="2">3 Laps at start</td> <td colspan="3">11 Laps at start</td> </tr> </thead> <tbody> <tr><td>1</td><td>2'48.615</td><td>22.514</td><td>43.454</td><td>30.090</td><td>32.160</td><td>290.3</td><td></td></tr> <tr><td>2</td><td><b>2'06.200</b></td><td>25.336</td><td>40.348</td><td>28.796</td><td>31.720</td><td>326.2</td><td></td></tr> <tr><td>3</td><td><b>2'03.105</b></td><td>24.264</td><td>39.462</td><td>28.244</td><td>31.135</td><td>326.2</td><td></td></tr> <tr><td>4</td><td><b>2'02.592</b></td><td>24.059</td><td>39.452</td><td>28.172</td><td>30.909</td><td>328.2</td><td></td></tr> <tr><td>5</td><td><b>2'09.968</b></td><td>28.804</td><td>40.585</td><td>29.226</td><td>31.353</td><td>321.4</td><td></td></tr> <tr><td>6</td><td><b>2'02.629</b></td><td>24.108</td><td>39.352</td><td>28.148</td><td>31.021</td><td>330.2</td><td></td></tr> <tr><td>7</td><td>2'21.117 P</td><td>26.895</td><td>44.836</td><td>31.549</td><td>37.837</td><td>287.2</td><td></td></tr> <tr> <th>Run #</th> <th>2</th> <th>Front Tyre</th> <th>Slick-Medium</th> <th>Rear Tyre</th> <th>Slick-Soft</th> <th colspan="2"></th> </tr> <tr> <td colspan="3"></td> <td colspan="2">10 Laps at start</td> <td colspan="3">3 Laps at start</td> </tr> <tr><td>8</td><td>6'08.573</td><td>21.592</td><td>45.422</td><td>31.039</td><td>31.033</td><td>304.2</td><td></td></tr> <tr><td>9</td><td><b>2'01.069</b></td><td>23.941</td><td>38.960</td><td>27.590</td><td>30.578</td><td>329.2</td><td></td></tr> <tr><td>10</td><td><b>2'00.971</b></td><td>23.723</td><td>38.847</td><td>27.740</td><td>30.661</td><td>330.2</td><td></td></tr> <tr><td>11</td><td><b>2'15.606</b></td><td>29.527</td><td>41.552</td><td>30.412</td><td>34.115</td><td>303.3</td><td></td></tr> <tr><td>12</td><td>2'12.602 P</td><td>23.915</td><td>38.962</td><td>27.693</td><td>42.032</td><td>329.2</td><td></td></tr> </tbody> </table>														Run #	1	Front Tyre	Slick-Medium	Rear Tyre	Slick-Medium						3 Laps at start		11 Laps at start			1	2'48.615	22.514	43.454	30.090	32.160	290.3		2	<b>2'06.200</b>	25.336	40.348	28.796	31.720	326.2		3	<b>2'03.105</b>	24.264	39.462	28.244	31.135	326.2		4	<b>2'02.592</b>	24.059	39.452	28.172	30.909	328.2		5	<b>2'09.968</b>	28.804	40.585	29.226	31.353	321.4		6	<b>2'02.629</b>	24.108	39.352	28.148	31.021	330.2		7	2'21.117 P	26.895	44.836	31.549	37.837	287.2		Run #	2	Front Tyre	Slick-Medium	Rear Tyre	Slick-Soft						10 Laps at start		3 Laps at start			8	6'08.573	21.592	45.422	31.039	31.033	304.2		9	<b>2'01.069</b>	23.941	38.960	27.590	30.578	329.2		10	<b>2'00.971</b>	23.723	38.847	27.740	30.661	330.2		11	<b>2'15.606</b>	29.527	41.552	30.412	34.115	303.3		12	2'12.602 P	23.915	38.962	27.693	42.032	329.2									
Run #	1	Front Tyre	Slick-Medium	Rear Tyre	Slick-Medium																																																																																																																																																
			3 Laps at start		11 Laps at start																																																																																																																																																
1	2'48.615	22.514	43.454	30.090	32.160	290.3																																																																																																																																															
2	<b>2'06.200</b>	25.336	40.348	28.796	31.720	326.2																																																																																																																																															
3	<b>2'03.105</b>	24.264	39.462	28.244	31.135	326.2																																																																																																																																															
4	<b>2'02.592</b>	24.059	39.452	28.172	30.909	328.2																																																																																																																																															
5	<b>2'09.968</b>	28.804	40.585	29.226	31.353	321.4																																																																																																																																															
6	<b>2'02.629</b>	24.108	39.352	28.148	31.021	330.2																																																																																																																																															
7	2'21.117 P	26.895	44.836	31.549	37.837	287.2																																																																																																																																															
Run #	2	Front Tyre	Slick-Medium	Rear Tyre	Slick-Soft																																																																																																																																																
			10 Laps at start		3 Laps at start																																																																																																																																																
8	6'08.573	21.592	45.422	31.039	31.033	304.2																																																																																																																																															
9	<b>2'01.069</b>	23.941	38.960	27.590	30.578	329.2																																																																																																																																															
10	<b>2'00.971</b>	23.723	38.847	27.740	30.661	330.2																																																																																																																																															
11	<b>2'15.606</b>	29.527	41.552	30.412	34.115	303.3																																																																																																																																															
12	2'12.602 P	23.915	38.962	27.693	42.032	329.2																																																																																																																																															
<b>13th</b>	<b>33</b>	<b>Brad BINDER</b>				KTM	RSA																																																																																																																																														
		Red Bull KTM Factory Racing																																																																																																																																																			
<table border="1"> <thead> <tr> <th>Run #</th> <th>1</th> <th>Front Tyre</th> <th>Slick-Medium</th> <th>Rear Tyre</th> <th>Slick-Hard</th> <th colspan="2"></th> </tr> <tr> <td colspan="3"></td> <td colspan="2">3 Laps at start</td> <td colspan="3">New Tyre</td> </tr> </thead> <tbody> <tr><td>1</td><td>2'44.355</td><td>20.690</td><td>41.881</td><td>29.139</td><td>41.584</td><td>277.6</td><td></td></tr> <tr><td>2</td><td><b>2'03.297</b></td><td>24.416</td><td>39.524</td><td>28.381</td><td>30.976</td><td>327.2</td><td></td></tr> <tr><td>3</td><td><b>2'01.588</b></td><td>23.898</td><td>39.124</td><td>27.996</td><td>30.570</td><td>331.2</td><td></td></tr> <tr><td>4</td><td><b>2'01.023</b></td><td>23.682</td><td>38.962</td><td>27.679</td><td>30.700</td><td>326.2</td><td></td></tr> <tr><td>5</td><td><b>2'01.345</b></td><td>23.719</td><td>39.067</td><td>27.890</td><td>30.669</td><td>326.2</td><td></td></tr> <tr><td>6</td><td>2'21.132 P</td><td>23.714</td><td>49.069</td><td>28.844</td><td>39.505</td><td>329.2</td><td></td></tr> <tr> <th>Run #</th> <th>2</th> <th>Front Tyre</th> <th>Slick-Medium</th> <th>Rear Tyre</th> <th>Slick-Medium</th> <th colspan="2"></th> </tr> <tr> <td colspan="3"></td> <td colspan="2">9 Laps at start</td> <td colspan="3">8 Laps at start</td> </tr> <tr><td>7</td><td>9'08.137</td><td>23.152</td><td>41.403</td><td>29.757</td><td>34.189</td><td>313.9</td><td></td></tr> <tr><td>8</td><td><b>2'14.374</b></td><td>24.321</td><td>39.906</td><td>28.541</td><td>41.606</td><td>325.3</td><td></td></tr> <tr><td>9</td><td><b>2'03.223</b></td><td>24.270</td><td>39.685</td><td>28.307</td><td>30.961</td><td>328.2</td><td></td></tr> </tbody> </table>														Run #	1	Front Tyre	Slick-Medium	Rear Tyre	Slick-Hard						3 Laps at start		New Tyre			1	2'44.355	20.690	41.881	29.139	41.584	277.6		2	<b>2'03.297</b>	24.416	39.524	28.381	30.976	327.2		3	<b>2'01.588</b>	23.898	39.124	27.996	30.570	331.2		4	<b>2'01.023</b>	23.682	38.962	27.679	30.700	326.2		5	<b>2'01.345</b>	23.719	39.067	27.890	30.669	326.2		6	2'21.132 P	23.714	49.069	28.844	39.505	329.2		Run #	2	Front Tyre	Slick-Medium	Rear Tyre	Slick-Medium						9 Laps at start		8 Laps at start			7	9'08.137	23.152	41.403	29.757	34.189	313.9		8	<b>2'14.374</b>	24.321	39.906	28.541	41.606	325.3		9	<b>2'03.223</b>	24.270	39.685	28.307	30.961	328.2																																	
Run #	1	Front Tyre	Slick-Medium	Rear Tyre	Slick-Hard																																																																																																																																																
			3 Laps at start		New Tyre																																																																																																																																																
1	2'44.355	20.690	41.881	29.139	41.584	277.6																																																																																																																																															
2	<b>2'03.297</b>	24.416	39.524	28.381	30.976	327.2																																																																																																																																															
3	<b>2'01.588</b>	23.898	39.124	27.996	30.570	331.2																																																																																																																																															
4	<b>2'01.023</b>	23.682	38.962	27.679	30.700	326.2																																																																																																																																															
5	<b>2'01.345</b>	23.719	39.067	27.890	30.669	326.2																																																																																																																																															
6	2'21.132 P	23.714	49.069	28.844	39.505	329.2																																																																																																																																															
Run #	2	Front Tyre	Slick-Medium	Rear Tyre	Slick-Medium																																																																																																																																																
			9 Laps at start		8 Laps at start																																																																																																																																																
7	9'08.137	23.152	41.403	29.757	34.189	313.9																																																																																																																																															
8	<b>2'14.374</b>	24.321	39.906	28.541	41.606	325.3																																																																																																																																															
9	<b>2'03.223</b>	24.270	39.685	28.307	30.961	328.2																																																																																																																																															
<b>14th</b>	<b>88</b>	<b>Miguel OLIVEIRA</b>				KTM	POR																																																																																																																																														
		Red Bull KTM Factory Racing																																																																																																																																																			
<table border="1"> <thead> <tr> <th>Run #</th> <th>1</th> <th>Front Tyre</th> <th>Slick-Medium</th> <th>Rear Tyre</th> <th>Slick-Medium</th> <th colspan="2"></th> </tr> <tr> <td colspan="3"></td> <td colspan="2">New Tyre</td> <td colspan="3">New Tyre</td> </tr> </thead> <tbody> <tr><td>1</td><td>2'36.365</td><td>21.884</td><td>41.858</td><td>29.239</td><td>31.494</td><td>266.6</td><td></td></tr> <tr><td>2</td><td><b>2'04.064</b></td><td>24.938</td><td>39.744</td><td>28.296</td><td>31.086</td><td>317.6</td><td></td></tr> <tr><td>3</td><td><b>2'02.086</b></td><td>23.954</td><td>39.189</td><td>28.292</td><td>30.651</td><td>316.7</td><td></td></tr> <tr><td>4</td><td><b>2'01.635</b></td><td>23.907</td><td>39.228</td><td>27.797</td><td>30.703</td><td>325.3</td><td></td></tr> <tr><td>5</td><td><b>2'01.660</b></td><td>23.844</td><td>39.111</td><td>27.883</td><td>30.822</td><td>323.3</td><td></td></tr> <tr><td>6</td><td><b>2'01.636</b></td><td>23.819</td><td>39.154</td><td>27.970</td><td>30.693</td><td>324.3</td><td></td></tr> <tr><td>7</td><td>2'13.171 P</td><td>25.902</td><td>40.728</td><td>29.146</td><td>37.395</td><td>314.8</td><td></td></tr> <tr> <th>Run #</th> <th>2</th> <th>Front Tyre</th> <th>Slick-Medium</th> <th>Rear Tyre</th> <th>Slick-Medium</th> <th colspan="2"></th> </tr> <tr> <td colspan="3"></td> <td colspan="2">7 Laps at start</td> <td colspan="3">7 Laps at start</td> </tr> <tr><td>8</td><td>5'59.332</td><td>20.548</td><td>40.029</td><td>28.298</td><td>30.908</td><td>317.6</td><td></td></tr> <tr><td>9</td><td><b>2'01.588</b></td><td>23.866</td><td>38.980</td><td>28.045</td><td>30.697</td><td>328.2</td><td></td></tr> <tr><td>10</td><td><b>2'01.554</b></td><td>23.874</td><td>39.109</td><td>27.900</td><td>30.671</td><td>327.2</td><td></td></tr> <tr><td>11</td><td><b>2'01.163</b></td><td>23.648</td><td>38.991</td><td>27.828</td><td>30.696</td><td>326.2</td><td></td></tr> <tr><td>12</td><td><b>2'01.989</b></td><td>23.877</td><td>39.157</td><td>28.058</td><td>30.897</td><td>330.2</td><td></td></tr> <tr><td>13</td><td>2'15.857 P</td><td>28.702</td><td>40.321*</td><td>29.105</td><td>37.729</td><td>300.0</td><td></td></tr> </tbody> </table>														Run #	1	Front Tyre	Slick-Medium	Rear Tyre	Slick-Medium						New Tyre		New Tyre			1	2'36.365	21.884	41.858	29.239	31.494	266.6		2	<b>2'04.064</b>	24.938	39.744	28.296	31.086	317.6		3	<b>2'02.086</b>	23.954	39.189	28.292	30.651	316.7		4	<b>2'01.635</b>	23.907	39.228	27.797	30.703	325.3		5	<b>2'01.660</b>	23.844	39.111	27.883	30.822	323.3		6	<b>2'01.636</b>	23.819	39.154	27.970	30.693	324.3		7	2'13.171 P	25.902	40.728	29.146	37.395	314.8		Run #	2	Front Tyre	Slick-Medium	Rear Tyre	Slick-Medium						7 Laps at start		7 Laps at start			8	5'59.332	20.548	40.029	28.298	30.908	317.6		9	<b>2'01.588</b>	23.866	38.980	28.045	30.697	328.2		10	<b>2'01.554</b>	23.874	39.109	27.900	30.671	327.2		11	<b>2'01.163</b>	23.648	38.991	27.828	30.696	326.2		12	<b>2'01.989</b>	23.877	39.157	28.058	30.897	330.2		13	2'15.857 P	28.702	40.321*	29.105	37.729	300.0	
Run #	1	Front Tyre	Slick-Medium	Rear Tyre	Slick-Medium																																																																																																																																																
			New Tyre		New Tyre																																																																																																																																																
1	2'36.365	21.884	41.858	29.239	31.494	266.6																																																																																																																																															
2	<b>2'04.064</b>	24.938	39.744	28.296	31.086	317.6																																																																																																																																															
3	<b>2'02.086</b>	23.954	39.189	28.292	30.651	316.7																																																																																																																																															
4	<b>2'01.635</b>	23.907	39.228	27.797	30.703	325.3																																																																																																																																															
5	<b>2'01.660</b>	23.844	39.111	27.883	30.822	323.3																																																																																																																																															
6	<b>2'01.636</b>	23.819	39.154	27.970	30.693	324.3																																																																																																																																															
7	2'13.171 P	25.902	40.728	29.146	37.395	314.8																																																																																																																																															
Run #	2	Front Tyre	Slick-Medium	Rear Tyre	Slick-Medium																																																																																																																																																
			7 Laps at start		7 Laps at start																																																																																																																																																
8	5'59.332	20.548	40.029	28.298	30.908	317.6																																																																																																																																															
9	<b>2'01.588</b>	23.866	38.980	28.045	30.697	328.2																																																																																																																																															
10	<b>2'01.554</b>	23.874	39.109	27.900	30.671	327.2																																																																																																																																															
11	<b>2'01.163</b>	23.648	38.991	27.828	30.696	326.2																																																																																																																																															
12	<b>2'01.989</b>	23.877	39.157	28.058	30.897	330.2																																																																																																																																															
13	2'15.857 P	28.702	40.321*	29.105	37.729	300.0																																																																																																																																															
<b>15th</b>	<b>27</b>	<b>Iker LECUONA</b>				KTM	SPA																																																																																																																																														
		Tech 3 KTM Factory Racing																																																																																																																																																			
<table border="1"> <thead> <tr> <th>Run #</th> <th>1</th> <th>Front Tyre</th> <th>Slick-Medium</th> <th>Rear Tyre</th> <th>Slick-Hard</th> <th colspan="2"></th> </tr> <tr> <td colspan="3"></td> <td colspan="2">3 Laps at start</td> <td colspan="3">New Tyre</td> </tr> </thead> <tbody> <tr><td>1</td><td>2'40.832</td><td>20.911</td><td>41.629</td><td>29.221</td><td>37.859</td><td>281.9</td><td></td></tr> <tr><td>2</td><td><b>2'02.459</b></td><td>24.332</td><td>39.293</td><td>28.259</td><td>30.575</td><td>314.8</td><td></td></tr> <tr><td>3</td><td><b>2'01.626</b></td><td>23.921</td><td>39.246</td><td>28.063</td><td>30.396</td><td>319.5</td><td></td></tr> <tr><td>4</td><td><b>2'01.869</b></td><td>23.836</td><td>39.618</td><td>27.993</td><td>30.422</td><td>314.8</td><td></td></tr> <tr><td>5</td><td><b>2'01.254</b></td><td>23.575</td><td>39.058</td><td>27.832</td><td>30.789</td><td>322.3</td><td></td></tr> <tr><td>6</td><td>2'14.882 P</td><td>29.050</td><td>39.459</td><td>28.231</td><td>38.142</td><td>323.3</td><td></td></tr> <tr> <th>Run #</th> <th>2</th> <th>Front Tyre</th> <th>Slick-Medium</th> <th>Rear Tyre</th> <th>Slick-Hard</th> <th colspan="2"></th> </tr> <tr> <td colspan="3"></td> <td colspan="2">9 Laps at start</td> <td colspan="3">6 Laps at start</td> </tr> <tr><td>7</td><td>7'32.412</td><td>24.031</td><td>40.148</td><td>28.324</td><td>31.356</td><td>312.1</td><td></td></tr> <tr><td>8</td><td><b>2'01.760</b></td><td>24.027</td><td>39.129</td><td>27.931</td><td>30.673</td><td>327.2</td><td></td></tr> <tr><td>9</td><td>2'03.520 *</td><td>25.280*</td><td>39.516</td><td>28.065</td><td>30.659</td><td>322.3</td><td></td></tr> <tr><td>10</td><td>2'11.667 P</td><td>23.856</td><td>39.167</td><td>28.449</td><td>40.195</td><td>326.2</td><td></td></tr> </tbody> </table>														Run #	1	Front Tyre	Slick-Medium	Rear Tyre	Slick-Hard						3 Laps at start		New Tyre			1	2'40.832	20.911	41.629	29.221	37.859	281.9		2	<b>2'02.459</b>	24.332	39.293	28.259	30.575	314.8		3	<b>2'01.626</b>	23.921	39.246	28.063	30.396	319.5		4	<b>2'01.869</b>	23.836	39.618	27.993	30.422	314.8		5	<b>2'01.254</b>	23.575	39.058	27.832	30.789	322.3		6	2'14.882 P	29.050	39.459	28.231	38.142	323.3		Run #	2	Front Tyre	Slick-Medium	Rear Tyre	Slick-Hard						9 Laps at start		6 Laps at start			7	7'32.412	24.031	40.148	28.324	31.356	312.1		8	<b>2'01.760</b>	24.027	39.129	27.931	30.673	327.2		9	2'03.520 *	25.280*	39.516	28.065	30.659	322.3		10	2'11.667 P	23.856	39.167	28.449	40.195	326.2																									
Run #	1	Front Tyre	Slick-Medium	Rear Tyre	Slick-Hard																																																																																																																																																
			3 Laps at start		New Tyre																																																																																																																																																
1	2'40.832	20.911	41.629	29.221	37.859	281.9																																																																																																																																															
2	<b>2'02.459</b>	24.332	39.293	28.259	30.575	314.8																																																																																																																																															
3	<b>2'01.626</b>	23.921	39.246	28.063	30.396	319.5																																																																																																																																															
4	<b>2'01.869</b>	23.836	39.618	27.993	30.422	314.8																																																																																																																																															
5	<b>2'01.254</b>	23.575	39.058	27.832	30.789	322.3																																																																																																																																															
6	2'14.882 P	29.050	39.459	28.231	38.142	323.3																																																																																																																																															
Run #	2	Front Tyre	Slick-Medium	Rear Tyre	Slick-Hard																																																																																																																																																
			9 Laps at start		6 Laps at start																																																																																																																																																
7	7'32.412	24.031	40.148	28.324	31.356	312.1																																																																																																																																															
8	<b>2'01.760</b>	24.027	39.129	27.931	30.673	327.2																																																																																																																																															
9	2'03.520 *	25.280*	39.516	28.065	30.659	322.3																																																																																																																																															
10	2'11.667 P	23.856	39.167	28.449	40.195	326.2																																																																																																																																															
<b>16th</b>	<b>9</b>	<b>Daniilo PETRUCCI</b>				KTM	ITA																																																																																																																																														
		Tech 3 KTM Factory Racing																																																																																																																																																			
<table border="1"> <thead> <tr> <th>Run #</th> <th>1</th> <th>Front Tyre</th> <th>Slick-Medium</th> <th>Rear Tyre</th> <th>Slick-Hard</th> <th colspan="2"></th> </tr> <tr> <td colspan="3"></td> <td colspan="2">New Tyre</td> <td colspan="3">New Tyre</td> </tr> </thead> <tbody> <tr><td>1</td><td>2'27.543</td><td>20.390</td><td>40.471</td><td>29.134</td><td>31.502</td><td>324.3</td><td></td></tr> <tr><td>2</td><td><b>2'02.683</b></td><td>24.013</td><td>39.458</td><td>28.458</td><td>30.754</td><td>328.2</td><td></td></tr> <tr><td>3</td><td><b>2'04.242</b></td><td>24.394</td><td>40.578</td><td>28.388</td><td>30.882</td><td>297.5</td><td></td></tr> <tr><td>4</td><td><b>2'01.443</b></td><td>23.938</td><td>39.082</td><td>27.858</td><td>30.565</td><td>330.2</td><td></td></tr> <tr><td>5</td><td><b>2'01.280</b></td><td>23.805</td><td>39.086</td><td>27.918</td><td>30.471</td><td>328.2</td><td></td></tr> <tr><td>6</td><td>2'12.282 P</td><td>23.773</td><td>41.033*</td><td>28.396</td><td>39.080</td><td>330.2</td><td></td></tr> <tr> <th>Run #</th> <th>2</th> <th>Front Tyre</th> <th>Slick-Medium</th> <th>Rear Tyre</th> <th>Slick-Hard</th> <th colspan="2"></th> </tr> <tr> <td colspan="3"></td> <td colspan="2">4 Laps at start</td> <td colspan="3">6 Laps at start</td> </tr> <tr><td>7</td><td>5'39.129</td><td>20.867</td><td>40.080</td><td>28.745</td><td>30.988</td><td>321.4</td><td></td></tr> </tbody> </table>														Run #	1	Front Tyre	Slick-Medium	Rear Tyre	Slick-Hard						New Tyre		New Tyre			1	2'27.543	20.390	40.471	29.134	31.502	324.3		2	<b>2'02.683</b>	24.013	39.458	28.458	30.754	328.2		3	<b>2'04.242</b>	24.394	40.578	28.388	30.882	297.5		4	<b>2'01.443</b>	23.938	39.082	27.858	30.565	330.2		5	<b>2'01.280</b>	23.805	39.086	27.918	30.471	328.2		6	2'12.282 P	23.773	41.033*	28.396	39.080	330.2		Run #	2	Front Tyre	Slick-Medium	Rear Tyre	Slick-Hard						4 Laps at start		6 Laps at start			7	5'39.129	20.867	40.080	28.745	30.988	321.4																																																	
Run #	1	Front Tyre	Slick-Medium	Rear Tyre	Slick-Hard																																																																																																																																																
			New Tyre		New Tyre																																																																																																																																																
1	2'27.543	20.390	40.471	29.134	31.502	324.3																																																																																																																																															
2	<b>2'02.683</b>	24.013	39.458	28.458	30.754	328.2																																																																																																																																															
3	<b>2'04.242</b>	24.394	40.578	28.388	30.882	297.5																																																																																																																																															
4	<b>2'01.443</b>	23.938	39.082	27.858	30.565	330.2																																																																																																																																															
5	<b>2'01.280</b>	23.805	39.086	27.918	30.471	328.2																																																																																																																																															
6	2'12.282 P	23.773	41.033*	28.396	39.080	330.2																																																																																																																																															
Run #	2	Front Tyre	Slick-Medium	Rear Tyre	Slick-Hard																																																																																																																																																
			4 Laps at start		6 Laps at start																																																																																																																																																
7	5'39.129	20.867	40.080	28.745	30.988	321.4																																																																																																																																															

**Fastest Lap:** Fabio QUARTARARO Monster Energy Yama FRA **2'00.002** 23.456 38.632 27.567 30.347

These data/results cannot be reproduced, stored and/or transmitted in whole or in part by any manner of electronic, mechanical, photocopying, recording, broadcasting or otherwise now known or herein after developed without the previous express consent by the copyright owner, except for reproduction in daily press and regular printed publications on sale to the public within 60 days of the event related to those data/results and always provided that copyright symbol appears together as follows below.  
© DORNA, 2021

Official MotoGP Timing by TISSOT  
www.motogp.com

Silverstone, Saturday, August 28, 2021

Page 3 of 4



# Free Practice Nr. 4

# MotoGP

Lap	Lap Time	T1	T2	T3	T4	Speed	Lap	Lap Time	T1	T2	T3	T4	Speed			
8	2'07.169	23.883	39.283	28.199	35.804	324.3	8	2'20.190	P	31.299*	41.432*	29.057	38.402	291.8		
9	2'01.978	24.078	39.136	27.944	30.820	324.3	<b>Run # 2</b>						Front Tyre	Slick-Medium	Rear Tyre	Slick-Medium
10	2'01.920	23.870	39.204	28.033	30.813	324.3							8 Laps at start			New Tyre
11	2'14.158	27.422	41.375	30.396	34.965	277.6	9	5'39.123	*	21.579	41.404*	30.042	31.220	313.9		
12	2'12.273	P	23.955	39.867	28.910	326.2	10	2'01.299	*	23.842	39.083*	27.738	30.636	327.2		

**17th 89** **Jorge MARTIN** DUCATI SPA  
Pramac Racing

**Run # 1** Front Tyre Slick-Soft Rear Tyre Slick-Medium  
14 Laps at start 11 Laps at start

1	2'39.901	22.276	41.740	29.348	31.572	322.3	
2	2'02.331	23.944	39.545	28.011	30.831	329.2	
3	2'08.285	23.733	41.809	31.704	31.039	337.5	
4	2'01.540	23.811	39.153	27.856	30.720	335.4	
5	2'01.400	23.616	39.126	27.817	30.841	333.3	
6	2'17.719	P	27.514	40.549*	29.482	40.174	306.8

**Run # 2** Front Tyre Slick-Medium Rear Tyre Slick-Medium  
5 Laps at start 17 Laps at start

7	5'12.646	20.999	42.401	29.207	31.404	317.6	
8	2'02.032	*	23.850	39.349*	28.056	30.777	330.2
9	2'01.298	23.601	39.067	27.765	30.865	333.3	
10	2'05.238	23.749	40.734	29.464	31.291	329.2	
11	2'19.505	P	24.075	40.392	31.874	43.164	333.3

**18th 36** **Joan MIR** SUZUKI SPA  
Team SUZUKI ECSTAR

**Run # 1** Front Tyre Slick-Soft Rear Tyre Slick-Medium  
8 Laps at start 7 Laps at start

1	2'22.535	20.840	41.520	29.163	31.516	307.6	
2	2'04.096	24.641	40.035	28.423	30.997	324.3	
3	2'02.471	24.123	39.417	28.068	30.863	325.3	
4	2'02.265	24.066	39.389	28.019	30.791	327.2	
5	2'19.727	P	29.263*	41.601*	29.378	39.485	299.1

**Run # 2** Front Tyre Slick-Medium Rear Tyre Slick-Hard  
4 Laps at start New Tyre

6	6'05.087	20.630	40.514	28.710	31.081	320.4	
7	2'03.487	24.147	39.323	28.258	31.759	323.3	
8	2'02.734	23.815	39.905	28.309	30.705	328.2	
9	2'01.355	23.852	38.984	27.900	30.619	329.2	
10	2'01.348	23.803	39.028	27.835	30.682	328.2	
11	2'14.080	P	24.094	40.603	29.802	39.581	324.3

**19th 30** **Takaaki NAKAGAMI** HONDA JPN  
LCR Honda IDEMITSU

**Run # 1** Front Tyre Slick-Medium Rear Tyre Slick-Soft  
New Tyre 5 Laps at start

1	2'40.592	22.052	42.122	30.198	38.808	295.8	
2	2'02.583	24.369	39.383	28.133	30.698	326.2	
3	2'01.503	23.919	39.045	28.028	30.511	317.6	
4	2'01.908	23.923	39.576	27.787	30.622	311.2	
5	2'07.859	*	23.578	38.993*	27.921	37.367	325.3
6	2'05.170	25.495	40.113	28.691	30.871	321.4	
7	2'00.767	*	23.629	38.833*	27.699	30.606	327.2

**20th 96** **Jake DIXON** YAMAHA GBR  
Petronas Yamaha SRT

**Run # 1** Front Tyre Slick-Medium Rear Tyre Slick-Soft  
New Tyre New Tyre

1	3'05.456	*	20.398	41.032*	29.030	31.625	282.7
2	2'03.938	24.502	39.757	28.225	31.454	319.5	
3	2'02.912	24.512	39.425	28.056	30.919	320.4	
4	2'02.306	24.194	39.196	28.054	30.862	321.4	
5	2'02.056	24.070	39.202	27.908	30.876	321.4	
6	2'02.480	24.194	39.361	28.033	30.892	321.4	
7	2'02.786	24.238	39.463	28.046	31.039	321.4	
8	2'12.988	P	24.217	39.693	28.904	40.174	320.4

**Run # 2** Front Tyre Slick-Medium Rear Tyre Slick-Medium  
8 Laps at start New Tyre

9	6'54.222	*	20.749	44.354*	31.121	31.806	288.7
10	2'03.905	24.838	39.739	28.239	31.089	321.4	
11	2'02.513	24.245	39.436	27.962	30.870	320.4	
12	2'02.802	24.237	39.471	28.012	31.082	321.4	

**21st 10** **Luca MARINI** DUCATI ITA  
SKY VR46 Avintia

**Run # 1** Front Tyre Slick-Medium Rear Tyre Slick-Medium  
New Tyre 7 Laps at start

1	2'36.557	21.017	41.931	29.155	31.511	270.6	
2	2'04.238	25.021	39.881	28.223	31.113	324.3	
3	2'02.253	24.070	39.318	28.020	30.845	325.3	
4	2'02.532	24.013	39.379	28.032	31.108	328.2	
5	2'02.415	23.951	39.342	28.059	31.063	330.2	
6	2'15.584	*	28.338*	46.790*	28.864	31.592	254.1
7	2'03.276	24.157	39.730	28.296	31.093	326.2	
8	2'02.600	24.043	39.411	27.922	31.224	330.2	
9	2'02.933	24.112	39.434	28.102	31.285	329.2	
10	2'24.336	35.280	46.944	30.360	31.752	291.1	
11	2'03.737	24.303	39.680	28.367	31.387	328.2	
12	2'39.765	P	35.032*	45.616*	35.188	43.929	251.7

**Fastest Lap:** Fabio QUARTARARO Monster Energy Yama FRA 2'00.002 23.456 38.632 27.567 30.347

These data/results cannot be reproduced, stored and/or transmitted in whole or in part by any manner of electronic, mechanical, photocopying, recording, broadcasting or otherwise now known or herein after developed without the previous express consent by the copyright owner, except for reproduction in daily press and regular printed publications on sale to the public within 60 days of the event related to those data/results and always provided that copyright symbol appears together as follows below.  
© DORNA, 2021

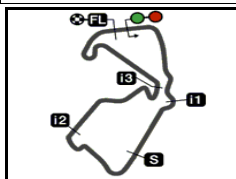
Official MotoGP Timing by TISSOT  
www.motogp.com

Silverstone, Saturday, August 28, 2021

Page 4 of 4



Silverstone Circuit



5900 m.

Results and timing service provided by TISSOT

**MONSTER ENERGY BRITISH GRAND PRIX****Free Practice Nr. 4****Best Partial Times****MotoGP™***IT* Ideal Lap Time, sum of the best partial times*BT* Best Lap Time

<b>T1</b>		<b>T2</b>		<b>T3</b>		<b>T4</b>				<i>IT</i>	<i>BT</i>	
<i>Pos</i>	<i>Rider</i>	<i>Time</i>	<i>Rider</i>	<i>Time</i>	<i>Rider</i>	<i>Time</i>	<i>Rider</i>	<i>Time</i>	<i>Pos</i>	<i>Rider</i>	<i>IT</i>	<i>BT</i>
1	F.QUARTARARO	23.456	F.BAGNAIA	38.548	F.QUARTARARO	27.471	F.QUARTARARO	30.347	1	F.QUARTARAR	1'59.906	2'00.002 (1)
2	P.ESPARGARO	23.474	M.MARQUEZ	38.618	A.RINS	27.526	I.LECUONA	30.396	2	P.ESPARGAR	2'00.253	2'00.253 (2)
3	A.RINS	23.542	F.QUARTARARO	38.632	F.BAGNAIA	27.543	P.ESPARGARO	30.423	3	F.BAGNAIA	2'00.290	2'00.301 (3)
4	A.ESPARGARO	23.555	A.MARQUEZ	38.704	A.ESPARGARO	27.580	T.NAKAGAMI	30.428	4	M.MARQUEZ	2'00.301	2'00.319 (4)
5	I.LECUONA	23.575	P.ESPARGARO	38.732	C.CRUTCHLOW	27.590	J.ZARCO	30.468	5	A.RINS	2'00.443	2'00.452 (5)
6	T.NAKAGAMI	23.578	V.ROSSI	38.734	J.MILLER	27.598	D.PETRUCCI	30.471	6	J.MILLER	2'00.601	2'00.701 (6)
7	V.ROSSI	23.582	J.ZARCO	38.761	M.MARQUEZ	27.605	M.MARQUEZ	30.487	7	A.ESPARGAR	2'00.609	2'00.729 (7)
8	M.MARQUEZ	23.591	J.MILLER	38.800	P.ESPARGARO	27.624	A.RINS	30.496	8	V.ROSSI	2'00.630	2'00.738 (8)
9	J.MARTIN	23.601	E.BASTIANINI	38.819	B.BINDER	27.679	E.BASTIANINI	30.524	9	A.MARQUEZ	2'00.646	2'00.808 (10)
10	A.MARQUEZ	23.640	C.CRUTCHLOW	38.847	T.NAKAGAMI	27.686	A.ESPARGARO	30.527	10	J.ZARCO	2'00.732	2'00.767 (9)
11	M.OLIVEIRA	23.648	A.RINS	38.879	A.MARQUEZ	27.707	F.BAGNAIA	30.533	11	E.BASTIANINI	2'00.734	2'00.855 (11)
12	E.BASTIANINI	23.651	A.ESPARGARO	38.947	V.ROSSI	27.716	J.MILLER	30.534	12	T.NAKAGAMI	2'00.737	2'01.503 (19)
13	F.BAGNAIA	23.666	B.BINDER	38.962	E.BASTIANINI	27.740	B.BINDER	30.570	13	C.CRUTCHLO	2'00.738	2'00.971 (12)
14	J.MILLER	23.669	M.OLIVEIRA	38.980	J.MARTIN	27.765	C.CRUTCHLOW	30.578	14	I.LECUONA	2'00.861	2'01.254 (15)
15	B.BINDER	23.682	J.MIR	38.984	J.ZARCO	27.775	A.MARQUEZ	30.595	15	B.BINDER	2'00.893	2'01.023 (13)
16	C.CRUTCHLOW	23.723	T.NAKAGAMI	39.045	M.OLIVEIRA	27.797	V.ROSSI	30.598	16	M.OLIVEIRA	2'01.076	2'01.163 (14)
17	J.ZARCO	23.728	I.LECUONA	39.058	I.LECUONA	27.832	J.MIR	30.619	17	J.MARTIN	2'01.153	2'01.298 (17)
18	D.PETRUCCI	23.773	J.MARTIN	39.067	J.MIR	27.835	M.OLIVEIRA	30.651	18	D.PETRUCCI	2'01.184	2'01.280 (16)
19	J.MIR	23.803	D.PETRUCCI	39.082	D.PETRUCCI	27.858	J.MARTIN	30.720	19	J.MIR	2'01.241	2'01.348 (18)
20	L.MARINI	23.951	J.DIXON	39.196	J.DIXON	27.908	L.MARINI	30.845	20	L.MARINI	2'02.036	2'02.253 (21)
21	J.DIXON	24.070	L.MARINI	39.318	L.MARINI	27.922	J.DIXON	30.862	20	J.DIXON	2'02.036	2'02.056 (20)

These data/results cannot be reproduced, stored and/or transmitted in whole or in part by any manner of electronic, mechanical, photocopying, recording, broadcasting or otherwise now known or herein after developed without the previous express consent by the copyright owner, except for reproduction in daily press and regular printed publications on sale to the public within 60 days of the event related to those data/results and always provided that copyright symbol appears together as follows below.

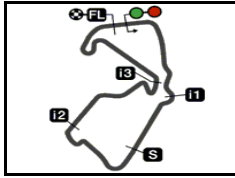
© DORNA, 2021

Official MotoGP Timing by TISSOT


www.motogp.com




Silverstone Circuit



5900 m.

Results and timing service provided by **MotoGP™****MONSTER ENERGY BRITISH GRAND PRIX****Free Practice Nr. 4****Fastest Laps Sequence**

<i>Practice Time</i>	 <i>Rider</i>	<i>Nation</i>	<i>Motorcycle</i>	<i>Time</i>	<i>Km/h</i>	<i>Rider's Lap</i>
<b>4'19.515</b>	93 <b>Marc MARQUEZ</b>	SPA	HONDA	<b>2'02.882</b>	172.8	2
<b>4'30.226</b>	9 <b>Danilo PETRUCCI</b>	ITA	KTM	<b>2'02.683</b>	173.1	2
<b>4'42.232</b>	89 <b>Jorge MARTIN</b>	SPA	DUCATI	<b>2'02.331</b>	173.6	2
<b>5'17.930</b>	63 <b>Francesco BAGNAIA</b>	ITA	DUCATI	<b>2'01.686</b>	174.5	2
<b>5'27.500</b>	20 <b>Fabio QUARTARARO</b>	FRA	YAMAHA	<b>2'00.948</b>	175.6	2
<b>7'18.819</b>	63 <b>Francesco BAGNAIA</b>	ITA	DUCATI	<b>2'00.889</b>	175.6	3
<b>7'27.502</b>	20 <b>Fabio QUARTARARO</b>	FRA	YAMAHA	<b>2'00.002</b>	176.9	3

These data/results cannot be reproduced, stored and/or transmitted in whole or in part by any manner of electronic, mechanical, photocopying, recording, broadcasting or otherwise now known or herein after developed without the previous express consent by the copyright owner, except for reproduction in daily press and regular printed publications on sale to the public within 60 days of the event related to those data/results and always provided that copyright symbol appears together as follows below.

© DORNA, 2021

Official MotoGP Timing by **TISSOT**  
www.motogp.com

**Silverstone, Saturday, August 28, 2021**