


5900 m.

MONSTER ENERGY BRITISH GRAND PRIX**Free Practice Nr. 3****Classification****10**

	Rider	Nation	Team	Motorcycle	Time	Lap Total	Gap	Top Speed
1	44 Aron CANET	SPA	Kipin Energy Aspar Team	BOSCOSCURO	2'04.180	11 13		281.2
2	87 Remy GARDNER	AUS	Red Bull KTM Ajo	KALEX	2'04.219	13 15	0.039 0.039	281.2
3	9 Jorge NAVARRO	SPA	Lightech Speed Up	BOSCOSCURO	2'04.549	14 14	0.369 0.330	276.9
4	21 Fabio DI GIANNANTONIO	ITA	Federal Oil Gresini Moto2	KALEX	2'04.664	12 14	0.484 0.115	281.2
5	72 Marco BEZZECCHI	ITA	SKY Racing Team VR46	KALEX	2'04.760	13 14	0.580 0.096	282.7
6	25 Raul FERNANDEZ	SPA	Red Bull KTM Ajo	KALEX	2'04.904	11 14	0.724 0.144	283.4
7	16 Joe ROBERTS	USA	Italtrans Racing Team	KALEX	2'04.936	14 15	0.756 0.032	276.2
8	22 Sam LOWES	GBR	Elf Marc VDS Racing Team	KALEX	2'04.940	10 16	0.760 0.004	276.9
9	11 Nicolò BULEGA	ITA	Federal Oil Gresini Moto2	KALEX	2'05.107	9 11	0.927 0.167	278.3
10	23 Marcel SCHROTTER	GER	Liqui Moly Intact GP	KALEX	2'05.114	12 13	0.934 0.007	281.9
11	37 Augusto FERNANDEZ	SPA	Elf Marc VDS Racing Team	KALEX	2'05.174	7 15	0.994 0.060	280.5
12	64 Bo BENDSNEYDER	NED	Pertamina Mandalika SAG Team	KALEX	2'05.176	12 14	0.996 0.002	276.9
13	12 Thomas LUTHI	SWI	Pertamina Mandalika SAG Team	KALEX	2'05.193	8 15	1.013 0.017	278.3
14	54 Fermín ALDEGUER	SPA	Lightech Speed Up	BOSCOSCURO	2'05.377	11 13	1.197 0.184	279.7
15	97 Xavi VIERGE	SPA	Petronas Sprinta Racing	KALEX	2'05.484	11 11	1.304 0.107	277.6
16	79 Ai OGURA	JPN	IDEMITSU Honda Team Asia	KALEX	2'05.581	10 13	1.401 0.097	281.2
17	6 Cameron BEAUBIER	USA	American Racing	KALEX	2'05.590	3 9	1.410 0.009	281.9
18	75 Albert ARENAS	SPA	Kipin Energy Aspar Team	BOSCOSCURO	2'05.687	7 9	1.507 0.097	280.5
19	55 Hafiz SYAHRIN	MAL	NTS RW Racing GP	NTS	2'05.700	3 5	1.520 0.013	278.3
20	62 Stefano MANZI	ITA	Flexbox HP40	KALEX	2'05.755	6 14	1.575 0.055	279.7
21	24 Simone CORSI	ITA	MV Agusta Forward Racing	MV AGUSTA	2'05.899	14 14	1.719 0.144	275.5
22	40 Hector GARZO	SPA	Flexbox HP40	KALEX	2'05.982	3 14	1.802 0.083	279.7
23	42 Marcos RAMIREZ	SPA	American Racing	KALEX	2'06.119	13 15	1.939 0.137	281.9
24	70 Barry BALTUS	BEL	NTS RW Racing GP	NTS	2'06.139	10 14	1.959 0.020	277.6
25	14 Tony ARBOLINO	ITA	Liqui Moly Intact GP	KALEX	2'06.187	12 13	2.007 0.048	279.7
26	35 Somkiat CHANTRA	THA	IDEMITSU Honda Team Asia	KALEX	2'06.250	7 15	2.070 0.063	279.0
27	7 Lorenzo BALDASSARRI	ITA	MV Agusta Forward Racing	MV AGUSTA	2'06.382	15 17	2.202 0.132	272.7
28	13 Celestino VIETTI	ITA	SKY Racing Team VR46	KALEX	2'07.176	11 15	2.996 0.794	276.2
29	77 Adam NORRODIN	MAL	Petronas Sprinta Racing	KALEX	2'07.324	9 13	3.144 0.148	277.6
Not Classified								
	19 Lorenzo DALLA PORTA	ITA	Italtrans Racing Team	KALEX				

Practice condition: **Dry**Air: **16°**Humidity: **79%**Ground: **23°**

Fastest Lap:	Lap: 11	Aron CANET	2'04.180	171 Km/h
Best Race Lap:	2019	Augusto FERNANDEZ	2'04.835	170.1 Km/h
All Time Lap Record:	2021	Aron CANET	2'04.180	171.0 Km/h

The results are provisional until the end of the limit for protest and appeals.

Time limit for protest expires 30' after publication of the results - Time:

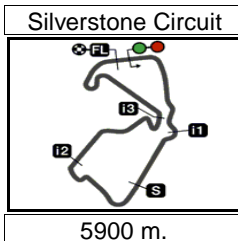
These data/results cannot be reproduced, stored and/or transmitted in whole or in part by any manner of electronic, mechanical, photocopying, recording, broadcasting or otherwise now known or herein after developed without the previous express consent by the copyright owner, except for reproduction in daily press and regular printed publications on sale to the public within 60 days of the event related to those data/results and always provided that copyright symbol appears together as follows below.

© DORNA, 2021

Official MotoGP Timing by TISSOT
www.motogp.com

Silverstone, Saturday, August 28, 2021





Results and timing service provided by TISSOT

Moto2™

MONSTER ENERGY BRITISH GRAND PRIX

Free Practice Nr. 3

Combined Free Practice Times

11

	Rider	Nation	Team	MOTORCYCLE	FP1	FP2	FP3	Gap
1	44 A.CANET	SPA	Kipin Energy Aspar Team	BOSCOSCURO	2'06.701 13	2'05.835 14	2'04.180 11	
2	87 R.GARDNER	AUS	Red Bull KTM Ajo	KALEX	2'05.478 13	2'04.915 12	2'04.219 13	0.039 0.039
3	25 R.FERNANDEZ	SPA	Red Bull KTM Ajo	KALEX	2'05.603 14	2'04.501 15	2'04.904 11	0.321 0.282
4	9 J.NAVARRO	SPA	Lightech Speed Up	BOSCOSCURO	2'04.896 12	2'04.518 12	2'04.549 14	0.338 0.017
5	21 F.DI GIANNANTO	ITA	Federal Oil Gresini Moto2	KALEX	2'06.340 11	2'05.195 12	2'04.664 12	0.484 0.146
6	72 M.BEZZECCHI	ITA	SKY Racing Team VR46	KALEX	2'06.545 16	2'05.272 14	2'04.760 13	0.580 0.096
7	22 S.LOWES	GBR	Elf Marc VDS Racing Team	KALEX	2'05.830 7	2'04.815 14	2'04.940 10	0.635 0.055
8	37 A.FERNANDEZ	SPA	Elf Marc VDS Racing Team	KALEX	2'05.027 14	2'04.866 4	2'05.174 7	0.686 0.051
9	16 J.ROBERTS	USA	Italtrans Racing Team	KALEX	2'05.766 12	2'05.317 12	2'04.936 14	0.756 0.070
10	11 N.BULEGA	ITA	Federal Oil Gresini Moto2	KALEX	2'06.293 14	2'05.709 14	2'05.107 9	0.927 0.171
11	23 M.SCHROTTER	GER	Liqui Moly Intact GP	KALEX	2'06.816 10	2'06.401 12	2'05.114 12	0.934 0.007
12	64 B.BENDSNEYDE	NED	Pertamina Mandalika SAG Team	KALEX	2'05.886 11	2'06.023 13	2'05.176 12	0.996 0.062
13	12 T.LUTHI	SWI	Pertamina Mandalika SAG Team	KALEX	2'06.032 14	2'06.431 15	2'05.193 8	1.013 0.017
14	54 F.ALDEGUER	SPA	Lightech Speed Up	BOSCOSCURO	2'07.230 12	2'06.212 11	2'05.377 11	1.197 0.184
15	97 X.VIERGE	SPA	Petronas Sprinta Racing	KALEX	2'06.299 15	2'05.839 4	2'05.484 11	1.304 0.107
16	79 A.OGURA	JPN	IDEMITSU Honda Team Asia	KALEX	2'07.530 15	2'05.847 12	2'05.581 10	1.401 0.097
17	6 C.BEAUBIER	USA	American Racing	KALEX	2'07.319 9	2'06.487 12	2'05.590 3	1.410 0.009
18	75 A.ARENAS	SPA	Kipin Energy Aspar Team	BOSCOSCURO	2'06.494 13	2'06.063 8	2'05.687 7	1.507 0.097
19	55 H.SYHRIN	MAL	NTS RW Racing GP	NTS	2'06.411 14	2'06.071 4	2'05.700 3	1.520 0.013
20	62 S.MANZI	ITA	Flexbox HP40	KALEX	2'06.414 15	2'06.300 8	2'05.755 6	1.575 0.055
21	24 S.CORSI	ITA	MV Agusta Forward Racing	MV AGUSTA	2'06.990 14	2'06.694 6	2'05.899 14	1.719 0.144
22	40 H.GARZO	SPA	Flexbox HP40	KALEX	2'08.514 11	2'06.319 8	2'05.982 3	1.802 0.083
23	42 M.RAMIREZ	SPA	American Racing	KALEX	2'07.069 16	2'06.418 8	2'06.119 13	1.939 0.137
24	70 B.BALTUS	BEL	NTS RW Racing GP	NTS	2'08.123 13	2'06.754 13	2'06.139 10	1.959 0.020
25	14 T.ARBOLINO	ITA	Liqui Moly Intact GP	KALEX	2'06.903 14	2'06.313 13	2'06.187 12	2.007 0.048
26	35 S.CHANTRA	THA	IDEMITSU Honda Team Asia	KALEX	2'06.944 10	2'06.583 5	2'06.250 7	2.070 0.063
27	7 L.BALDASSARRI	ITA	MV Agusta Forward Racing	MV AGUSTA	2'07.749 15	2'06.906 17	2'06.382 15	2.202 0.132
28	19 L.DALLA PORTA	ITA	Italtrans Racing Team	KALEX	2'07.060 13	2'06.837 12		2.657 0.455
29	13 C.VIETTI	ITA	SKY Racing Team VR46	KALEX	2'08.629 10	2'07.181 14	2'07.176 11	2.996 0.339
30	77 A.NORRODIN	MAL	Petronas Sprinta Racing	KALEX	2'08.334 11	2'07.403 12	2'07.324 9	3.144 0.148

Pole Position Record:	2019	Alex MARQUEZ	2'04.374	170.7 Km/h
Best Race Lap:	2019	Augusto FERNANDEZ	2'04.835	170.1 Km/h
All Time Lap Record:	2021	Aron CANET	2'04.180	171.0 Km/h

The results are provisional until the end of the limit for protest and appeals.

Time limit for protest expires 60' after publication of the results - Time:

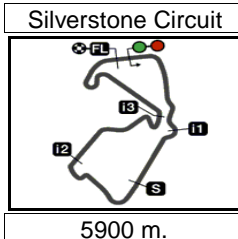
These data/results cannot be reproduced, stored and/or transmitted in whole or in part by any manner of electronic, mechanical, photocopying, recording, broadcasting or otherwise now known or herein after developed without the previous express consent by the copyright owner, except for reproduction in daily press and regular printed publications on sale to the public within 60 days of the event related to those data/results and always provided that copyright symbol appears together as follows below.

© DORNA, 2021

Official MotoGP Timing by TISSOT
www.motogp.com

Silverstone, Saturday, August 28, 2021



**MONSTER ENERGY BRITISH GRAND PRIX****Free Practice Nr. 3****Top Speed & Average****12**

Rider	Nation	Motorcycle	Top 5 speeds					Average	Top
25 Raul FERNANDEZ	SPA	KALEX	283.4	280.5	280.5	280.5	279.7	280.9	283.4
72 Marco BEZZECCHI	ITA	KALEX	282.7	280.5	280.5	280.5	279.0	280.0	282.7
6 Cameron BEAUBIER	USA	KALEX	281.9	281.2	279.0	278.3	277.6	279.6	281.9
23 Marcel SCHROTTER	GER	KALEX	281.9	281.2	280.5	280.5	279.7	280.6	281.9
42 Marcos RAMIREZ	SPA	KALEX	281.9	281.2	280.5	280.5	279.7	280.5	281.9
21 Fabio DI GIANNANTONIO	ITA	KALEX	281.2	281.2	280.5	279.7	279.0	280.3	281.2
44 Aron CANET	SPA	BOSCOSCURO	281.2	279.7	278.3	277.6	277.6	278.9	281.2
79 Ai OGURA	JPN	KALEX	281.2	279.7	278.3	278.3	278.3	279.2	281.2
87 Remy GARDNER	AUS	KALEX	281.2	280.5	280.5	278.3	277.6	279.3	281.2
37 Augusto FERNANDEZ	SPA	KALEX	280.5	279.7	278.3	278.3	277.6	278.2	280.5
75 Albert ARENAS	SPA	BOSCOSCURO	280.5	280.5	277.6	276.9	275.5	277.4	280.5
14 Tony ARBOLINO	ITA	KALEX	279.7	279.7	279.7	279.0	278.3	278.8	279.7
40 Hector GARZO	SPA	KALEX	279.7	279.7	279.0	279.0	278.3	279.1	279.7
54 Fermín ALDEGUER	SPA	BOSCOSCURO	279.7	278.3	277.6	276.9	276.2	277.5	279.7
62 Stefano MANZI	ITA	KALEX	279.7	279.0	278.3	277.6	276.9	278.3	279.7
35 Somkiat CHANTRA	THA	KALEX	279.0	279.0	278.3	278.3	277.6	278.2	279.0
11 Nicolò BULEGA	ITA	KALEX	278.3	276.9	276.2	275.5	274.1	276.2	278.3
12 Thomas LUTHI	SWI	KALEX	278.3	278.3	276.9	276.9	276.9	277.5	278.3
55 Hafizh SYAHRIN	MAL	NTS	278.3	277.6	275.5	213.8	162.4	241.5	278.3
70 Barry BALTUS	BEL	NTS	277.6	276.2	276.2	274.1	274.1	275.6	277.6
77 Adam NORRODIN	MAL	KALEX	277.6	276.9	275.5	275.5	274.8	276.1	277.6
97 Xavi VIERGE	SPA	KALEX	277.6	277.6	277.6	276.2	276.2	277.0	277.6
9 Jorge NAVARRO	SPA	BOSCOSCURO	276.9	276.2	276.2	275.5	275.5	276.1	276.9
22 Sam LOWES	GBR	KALEX	276.9	276.9	276.9	275.5	275.5	276.2	276.9
64 Bo BENDSNEYDER	NED	KALEX	276.9	276.2	275.5	275.5	275.5	275.9	276.9
13 Celestino VIETTI	ITA	KALEX	276.2	275.5	275.5	274.8	274.8	275.3	276.2
16 Joe ROBERTS	USA	KALEX	276.2	276.2	274.8	274.8	274.1	275.2	276.2
24 Simone CORSI	ITA	MV AGUSTA	275.5	275.5	274.8	274.1	273.4	274.3	275.5
7 Lorenzo BALDASSARRI	ITA	MV AGUSTA	272.7	272.7	272.7	272.0	270.6	272.1	272.7
19 Lorenzo DALLA PORTA	ITA	KALEX	272.7	263.4				268.1	272.7

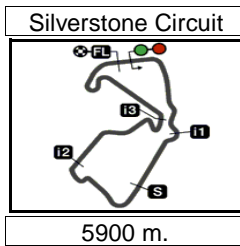
These data/results cannot be reproduced, stored and/or transmitted in whole or in part by any manner of electronic, mechanical, photocopying, recording, broadcasting or otherwise now known or herein after developed without the previous express consent by the copyright owner, except for reproduction in daily press and regular printed publications on sale to the public within 60 days of the event related to those data/results and always provided that copyright symbol appears together as follows below.

© DORNA, 2021

Official MotoGP Timing by TISSOT
www.motogp.com



Silverstone, Saturday, August 28, 2021



Results and timing service provided by TISSOT

Moto2™

MONSTER ENERGY BRITISH GRAND PRIX

Free Practice Nr. 3

Chronological Analysis of Performances

13

* Lap / Sector time cancelled T1 Time from finish line to 1st intermediate T3 Time from 2nd intermed. to 3rd intermed.
P Crossing the finish line in pit lane T2 Time from 1st intermed. to 2nd intermed. T4 Time from 3rd intermediate to finish line

Lap	Lap Time	T1	T2	T3	T4	Speed	Lap	Lap Time	T1	T2	T3	T4	Speed						
1st 44 Aron CANET Kipin Energy Aspar T SPA							4th 21 Fabio DI GIANNANT Federal Oil Gresini M ITA												
Runs=2			Total laps=14				Full laps=10			Runs=1			Total laps=14				Full laps=7		
1	3'17.661	21.122	43.952	30.776	32.617	272.7	1	3'16.783	* 21.936	43.705*	30.256	32.778	272.0						
2	2'06.729	24.822	41.022	28.837	32.048	274.8	2	2'06.471	24.943	40.871	28.725	31.932	281.2						
3	2'06.451	24.611	41.030	28.765	32.045	276.9	3	2'05.647	24.533	40.779	28.486	31.849	279.7						
4	2'06.207	24.449	41.015	28.754	31.989	276.2	4	2'06.111	* 24.498	40.805*	28.875	31.933	279.0						
5	2'05.760	24.413	40.701	28.682	31.964	274.8	5	2'05.848	24.406	40.653	28.920	31.869	280.5						
6	2'05.736	24.556	40.737	28.557	31.886	276.9	6	2'05.473	24.477	40.563	28.595	31.838	281.2						
7	2'06.246	24.700	40.645	28.623	32.278	278.3	7	2'06.116	24.357	40.796	28.595	32.368	278.3						
8	2'05.742	24.507	40.689	28.641	31.905	277.6	8	2'25.882	P 24.643	44.351	35.415	41.473	246.0						
9	2'20.743	P 24.668	43.146	29.873	43.056	242.6	9	11'41.892	* 20.302	40.899*	28.867	31.947	274.8						
10	9'31.537	* 23.640	40.488*	29.070	31.635	275.5	10	2'05.030	24.441	40.488	28.384	31.717	278.3						
11	2'04.180	24.214	40.238	28.347	31.381	276.9	11	2'04.886	* 24.279	40.509	28.335*	31.763	276.9						
12	2'04.607	24.193	40.364	28.468	31.582	279.7	12	2'04.664	24.288	40.407	28.286	31.683	276.2						
13	2'04.474	24.183	40.325	28.361	31.605	277.6	13	2'08.817	* 25.732	42.409*	28.652	32.024	272.0						
unfinished	24.418					281.2	14	2'05.936	* 24.496	40.804*	28.602	32.034	276.9						
2nd 87 Remy GARDNER Red Bull KTM Ajo AUS							5th 72 Marco BEZZECCHI SKY Racing Team VR ITA												
Runs=1			Total laps=15				Full laps=9			Runs=1			Total laps=14				Full laps=10		
1	3'15.545	* 26.659	44.414*	30.260	32.714	265.3	1	3'21.368	21.011	42.410	29.491	32.395	274.1						
2	2'05.527	24.603	40.549	28.602	31.773	277.6	2	2'06.297	24.591	40.901	29.109	31.696	279.0						
3	2'05.345	24.666	40.629	28.263	31.787	274.8	3	2'05.624	24.655	40.796	28.464	31.709	276.9						
4	2'05.116	24.495	40.519	28.379	31.723	274.8	4	2'05.583	24.363	40.827	28.770	31.623	278.3						
5	2'08.144	24.498	43.111	28.679	31.856	275.5	5	2'04.893	24.292	40.523	28.433	31.645	279.0						
6	2'06.695	24.281	40.720	29.511	32.183	281.2	6	2'04.830	24.333	40.427	28.390	31.680	282.7						
7	2'07.080	24.544	40.623	28.614	33.299	280.5	7	2'05.807	24.434	40.595	28.628	32.150	279.0						
8	2'04.664	24.382	40.372	28.380	31.530	278.3	8	2'21.644	P 24.758	46.251	29.931	40.704	180.3						
9	2'20.547	P 26.475	43.296	30.479	40.297	250.5	9	11'32.548	22.035	52.806	35.861	33.480	271.3						
10	10'13.204	* 27.427	44.736*	29.520	32.534	253.5	10	2'05.948	24.793	40.774	28.680	31.701	280.5						
11	2'04.682	* 24.482	40.246	28.342	31.612*	277.6	11	2'04.873	24.508	40.449	28.311	31.605	279.0						
12	2'04.644	* 24.293	40.351	28.406*	31.594	274.8	12	2'05.312	24.471	40.616	28.572	31.653	278.3						
13	2'04.219	24.211	40.213	28.249	31.546	276.2	13	2'04.760	24.370	40.413	28.434	31.543	280.5						
14	2'04.799	* 24.362	40.292*	28.394	31.751	280.5	14	2'11.258	* 24.425	42.061*	32.219	32.553	280.5						
15	2'04.792	24.414	40.431	28.375	31.572	274.8	6th 25 Raul FERNANDEZ Red Bull KTM Ajo SPA												
Runs=2			Total laps=14				Full laps=7			Runs=1			Total laps=14				Full laps=8		
1	3'39.223	21.623	42.874	29.284	32.378	268.6	1	3'18.638	* 20.255	42.138*	29.802	32.447	273.4						
2	2'05.940	24.649	40.855	28.507	31.929	272.7	2	2'05.903	24.741	40.700	28.588	31.874	278.3						
3	2'05.580	24.530	40.618	28.519	31.913	274.1	3	2'05.326	24.595	40.525	28.472	31.734	283.4						
4	2'05.302	* 24.501	40.429	28.411*	31.961	274.1	4	2'05.366	24.411	40.625	28.644	31.686	279.7						
5	2'04.970	24.441	40.471	28.326	31.732	274.8													
6	2'05.199	24.327	40.560	28.490	31.822	275.5													
7	2'17.331	P 25.578	41.579	29.106	41.068	272.7													
8	9'17.466	20.449	41.062	28.455	31.913	273.4													
9	2'04.834	24.327	40.492	28.280	31.735	274.8													

Fastest Lap: Aron CANET Kipin Energy Aspar T SPA **2'04.180** 24.214 40.238 28.347 31.381

These data/results cannot be reproduced, stored and/or transmitted in whole or in part by any manner of electronic, mechanical, photocopying, recording, broadcasting or otherwise now known or herein after developed without the previous express consent by the copyright owner, except for reproduction in daily press and regular printed publications on sale to the public within 60 days of the event related to those data/results and always provided that copyright symbol appears together as follows below.
© DORNA, 2021

Free Practice Nr. 3

Moto2

Lap	Lap Time	T1	T2	T3	T4	Speed	Lap	Lap Time	T1	T2	T3	T4	Speed
5	2'05.778	24.441	40.600	28.902	31.835	280.5	7	2'23.919 P	24.830	45.681	32.093	41.315	207.6
6	2'10.776	24.638	40.599	33.147	32.392	280.5	8	8'42.561 *	21.084	42.117	28.997*	31.827	272.0
7	2'05.592 *	24.561	40.721*	28.526	31.784	277.6	9	2'05.107	24.361	40.558	28.508	31.680	274.1
8	2'16.566 P	24.556	41.574	30.838	39.598	276.9	10	2'05.434	24.494	40.563	28.546	31.831	276.2
9	11'33.579	20.393	42.006	33.812	32.520	273.4	11	2'05.495	24.434	40.676	28.620	31.765	275.5
10	2'08.518 *	25.98*	41.844*	28.910	31.781	276.2	10th 23 Marcel SCHROTTE Liqui Moly Intact GP GER						
11	2'04.904	24.370	40.508	28.479	31.547	279.0	Runs=1 Total laps=13 Full laps=9						
12	2'04.966	24.413	40.386	28.421	31.746	279.0	1	3'16.214	23.845	43.844	30.360	33.578	272.7
13	2'08.255	24.399	40.860	28.523	34.473	280.5	2	2'06.518	24.614	40.982	29.024	31.898	280.5
14	2'06.187 *	24.631	40.934*	28.666	31.956	275.5	3	2'05.839	24.630	40.758	28.610	31.841	279.7
7th 16 Joe ROBERTS Italtrans Racing Team USA							4	2'06.131	24.552	40.849	28.815	31.915	281.9
Runs=2 Total laps=15 Full laps=8							5	2'05.885	24.549	40.587	28.850	31.899	277.6
1	3'23.001	20.715	42.343	29.572	32.646	272.0	6	2'05.993	24.588	40.635	28.897	31.873	279.0
2	2'07.041	24.802	41.276	28.931	32.032	273.4	7	2'05.932	24.668	40.754	28.639	31.871	279.7
3	2'06.551	24.761	41.051	28.723	32.016	274.8	8	2'25.866 P	26.225	44.675	34.199	40.767	219.9
4	2'06.744	24.694	40.977	28.717	32.356	276.2	9	13'34.301	20.890	42.158	31.933	38.862	263.4
5	2'07.777	25.139	41.118	29.048	32.472	273.4	10	2'05.463	24.513	40.523	28.667	31.760	279.0
6	2'06.438	24.651	41.027	28.642	32.118	274.1	11	2'05.340	24.426	40.506	28.689	31.719	281.2
7	2'12.815 *	24.765	41.216*	28.993	37.841	273.4	12	2'05.114	24.540	40.372	28.550	31.652	278.3
8	2'18.589 P	24.744	42.005	30.256	41.584	272.7	13	2'09.270 *	24.445	42.358*	30.095	32.372	280.5
9	5'38.501	21.284	42.407	29.289	32.151	270.0	11th 37 Augusto FERNAND Elf Marc VDS Racing SPA						
10	2'05.499	24.650	40.557	28.463	31.829	273.4	Runs=1 Total laps=15 Full laps=11						
11	2'05.637	24.509	40.785	28.465	31.878	276.2	1	3'14.890	25.596	44.213	30.163	32.589	271.3
12	2'14.934 P	24.606	41.905	29.032	39.391	270.6	2	2'07.184	24.736	40.642	29.608	32.198	276.9
13	5'17.674	23.126	41.840	28.786	31.888	270.0	3	2'06.230	24.589	40.849	28.773	32.019	279.7
14	2'04.936	24.460	40.412	28.445	31.619	273.4	4	2'05.602	24.650	40.685	28.477	31.790	280.5
15	2'05.355 *	24.509	40.605*	28.459	31.782	274.8	5	2'05.392	24.501	40.475	28.545	31.871	277.6
8th 22 Sam LOWES Elf Marc VDS Racing GBR							6	2'06.309	24.492	40.830	29.019	31.968	278.3
Runs=1 Total laps=16 Full laps=11							7	2'05.174	24.495	40.584	28.385	31.710	277.6
1	3'27.615	21.047	42.365	29.772	32.450	271.3	8	2'13.708 P	24.494	40.637	28.379	40.198	277.6
2	2'05.955	24.608	40.941	28.629	31.777	275.5	9	9'33.373	19.962	41.567	28.983	32.193	274.1
3	2'05.692	24.349	40.846	28.552	31.945	274.8	10	2'08.601	24.458	40.671	31.318	32.154	277.6
4	2'05.583	24.340	40.749	28.570	31.924	274.1	11	2'05.218	24.387	40.598	28.518	31.715	277.6
5	2'06.012	24.410	40.882	28.704	32.016	276.9	12	2'05.270	24.429	40.472	28.511	31.858	277.6
6	2'11.483	27.375	42.600	29.217	32.291	273.4	13	2'05.267	24.442	40.612	28.484	31.729	275.5
7	2'05.420	24.481	40.747	28.476	31.716	276.9	14	2'05.296	24.488	40.439	28.633	31.736	278.3
8	2'05.178	24.335	40.812	28.427	31.604	275.5	15	2'12.039 *	24.508	43.211*	31.462	32.858	276.9
9	2'04.973 *	24.261	40.702*	28.448	31.562	274.8	12th 64 Bo BENDSNEYDER Pertamina Mandalika NED						
10	2'04.940	24.402	40.603	28.375	31.560	274.8	Runs=1 Total laps=14 Full laps=9						
11	2'24.188 P	25.344	44.011	30.563	44.270	239.4	1	2'58.138	21.351	43.203	29.696	32.433	229.2
12	8'55.443	20.736	41.667	29.455	32.196	272.7	2	2'06.742	24.692	40.984	29.124	31.942	274.1
13	2'05.783	24.593	40.871	28.595	31.724	274.8	3	2'05.960	24.519	40.919	28.625	31.897	275.5
14	2'05.351	24.489	40.690	28.449	31.723	274.8	4	2'07.276	24.802	41.377	28.803	32.294	270.0
15	2'05.648 *	24.420	40.695*	28.612	31.921	276.9	5	2'06.910	24.644	40.906	28.866	32.494	274.1
16	2'06.131	24.431	40.907	28.794	31.999	275.5	6	2'06.455	24.649	40.886	28.771	32.149	276.2
9th 11 Nicolò BULEGA Federal Oil Gresini M ITA							7	2'06.608	24.733	41.018	28.750	32.107	272.0
Runs=2 Total laps=11 Full laps=6							8	2'34.530 P	32.41*	46.306*	34.020	41.788	236.3
1	3'00.705	28.045	43.870	34.770	34.465	258.9	9	11'36.519 *	20.081	40.991*	34.322	33.281	270.6
2	2'07.486	24.928	41.228	29.169	32.161	276.9	10	2'07.781	24.488	40.729	29.409	33.155	275.5
3	2'38.232 P	24.623	41.090	40.135	52.384	278.3	11	2'05.800	24.686	40.702	28.579	31.833	276.9
4	11'16.911	21.753	41.753	29.078	32.032	270.0	12	2'05.176	24.437	40.497	28.499	31.743	275.5
5	2'06.088	24.721	40.817	28.717	31.833	272.7	13	2'16.112 *	29.40*	42.745*	31.816	32.143	264.0
6	2'06.155	24.619	40.872	28.705	31.959	272.0	14	2'09.573 *	24.746	41.384*	30.382	33.061	273.4

Fastest Lap: Aron CANET Kipin Energy Aspar T SPA 2'04.180 24.214 40.238 28.347 31.381

These data/results cannot be reproduced, stored and/or transmitted in whole or in part by any manner of electronic, mechanical, photocopying, recording, broadcasting or otherwise now known or herein after developed without the previous express consent by the copyright owner, except for reproduction in daily press and regular printed publications on sale to the public within 60 days of the event related to those data/results and always provided that copyright symbol appears together as follows below.
© DORNA, 2021

Official MotoGP Timing by TISSOT
www.motogp.com

Silverstone, Saturday, August 28, 2021

Page 2 of 5

moto2



Free Practice Nr. 3

Moto2

Lap	Lap Time	T1	T2	T3	T4	Speed	Lap	Lap Time	T1	T2	T3	T4	Speed	
13th	12	Thomas LUTHI Pertamina Mandalika SWI					6	2'06.648	24.741	40.848	28.909	32.150	278.3	
		Runs=1	Total laps=15	Full laps=9		7	2'21.327 P	24.843	44.289	30.262	41.933	219.0		
1	2'51.838	22.982	43.268	29.907	32.944	267.3	8	13'45.748 *	20.478	41.454*	29.538	38.221	274.1	
2	2'11.803	25.071	41.246	29.369	36.117	274.8	9	2'11.200 *	25.111	45.679*	28.786	31.624	240.5	
3	2'06.705	24.697	41.045	28.867	32.096	275.5	10	2'05.581	24.499	40.527	28.747	31.808	278.3	
4	2'07.021	24.744	41.050	28.963	32.264	278.3	11	2'05.928	24.552	40.860	28.811	31.705	276.2	
5	2'07.236	24.930	41.188	28.852	32.266	272.7	12	2'05.628	24.557	40.593	28.721	31.757	279.7	
6	2'20.767 P	24.868	45.408	31.202	39.289	272.0	13	2'10.408 *	24.706	42.056*	31.105	32.541	281.2	
7	10'22.632	21.479	41.975	29.529	32.198	270.6	17th 6 Cameron BEAUBIE American Racing USA							
8	2'05.193	24.462	40.398	28.479	31.854	276.9	Runs=2	Total laps=10	Full laps=6					
9	2'05.798	24.554	40.681	28.689	31.874	278.3	1	2'59.396	27.726	47.345	33.096	33.676	189.4	
10	2'05.825	24.609	40.651	28.699	31.866	276.9	2	2'07.002	25.029	41.034	29.034	31.905	277.6	
11	2'06.659 *	24.756	40.756	28.866	32.281*	274.1	3	2'05.590	24.585	40.474	28.637	31.894	281.2	
12	2'06.720 *	24.693	40.924	28.939*	32.164	272.7	4	2'07.191	24.785	41.087	28.992	32.327	279.0	
13	2'06.668	24.796	40.891	28.959	32.022	272.7	5	2'07.025	24.586	40.735	28.866	32.838	281.9	
14	2'06.255 *	24.684	40.844*	28.662	32.065	274.8	6	2'06.378	24.896	40.667	28.788	32.027	278.3	
15	2'06.437	24.580	40.719	28.948	32.190	276.9	7	2'10.274	25.678	41.475	30.472	32.649	273.4	
14th 54 Fermín ALDEGUER Lightech Speed Up SPA							8	2'14.277 *	28.97*	43.093*	29.762	32.449	243.2	
		Runs=1	Total laps=13	Full laps=6			9	2'18.420 P	25.248	41.659	29.486	42.027	274.1	
1	2'57.139 *	26.742	45.761*	32.225	32.449	267.3	unfinished		20.992	43.759	33.117	246.5		
2	2'11.990	24.893	41.194	30.927	34.976	274.8	18th 75 Albert ARENAS Kipin Energy Aspar T SPA							
3	2'07.946	24.667	41.134	28.704	33.441	275.5	Runs=1	Total laps=10	Full laps=8					
4	2'06.624 *	24.73*	40.894	28.792	32.202	275.5	1	3'13.395	30.098	43.513	30.330	33.060	268.6	
5	2'17.847 *	24.717	49.311*	31.683	32.136	173.6	2	2'07.656	25.012	41.376	28.925	32.343	273.4	
6	2'07.704	24.794	40.984	28.721	33.205	276.2	3	2'07.168	25.000	41.351	28.561	32.256	275.5	
7	2'15.694 P	24.636	40.958	28.840	41.260	277.6	unfinished		24.558	41.112		277.6		
8	13'42.724	22.898	48.485	33.174	39.140	268.6	4	2'06.665	20.035	41.309	32.577	32.744	274.8	
9	2'08.639 *	24.624	41.485*	30.695	31.835	274.8	5	2'06.263	24.742	40.826	28.715	31.980	276.9	
10	2'05.691	24.361	40.762	28.839	31.729	279.7	6	2'05.802	24.810	40.550	28.558	31.884	280.5	
11	2'05.377	24.393	40.796	28.403	31.785	276.2	7	2'05.687	24.488	40.679	28.480	32.040	275.5	
12	2'05.400	24.531	40.588	28.431	31.850	278.3	8	2'08.345	24.676	41.028	28.492	34.149	280.5	
13	2'13.240 *	28.191	41.050*	30.222	33.777	276.9	9	2'07.025 *	24.800	41.040*	28.727	32.458	275.5	
15th 97 Xavi VIERGE Petronas Sprinta Raci SPA							19th 55 Hafizh SYAHRIN NTS RW Racing GP MAL							
		Runs=2	Total laps=12	Full laps=6			Runs=1	Total laps=5	Full laps=3					
1	3'16.001	25.630	44.205	30.357	32.861	268.6	1	3'16.672	26.564	49.739	31.851	33.068	213.8	
2	2'05.838	24.457	40.519	28.655	32.207	277.6	2	2'06.651	24.886	41.199	28.765	31.801	277.6	
3	2'05.855	24.517	40.873	28.459	32.006	277.6	3	2'05.700	24.624	40.856	28.470	31.750	275.5	
4	2'09.626 *	24.587	40.708*	28.670	35.661	274.1	4	2'06.688	24.591	40.794	29.344	31.959	278.3	
5	2'05.649	24.521	40.700	28.581	31.847	276.2	5	2'34.041 P	24.728	49.224	34.464	45.625	162.4	
6	2'07.105	24.705	41.634	28.706	32.060	277.6	20th 62 Stefano MANZI Flexbox HP40 ITA							
7	2'07.892 *	24.488	41.134*	30.367	31.903	274.8	Runs=2	Total laps=15	Full laps=8					
8	2'18.781 P	24.646	41.446	31.898	40.791	276.2	1	2'53.684	23.676	44.807	37.925	32.890	236.8	
9	9'13.548	25.808	42.414	29.383	32.175	267.9	2	2'06.993	24.960	40.994	28.896	32.143	277.6	
10	2'11.594	24.777	40.789	28.798	37.230	273.4	3	2'06.098	24.633	41.022	28.622	31.821	274.1	
11	2'05.484	24.515	40.774	28.425	31.770	272.7	4	2'06.051	24.559	40.821	28.694	31.977	274.8	
unfinished		24.611	40.746		273.4		5	2'21.667 *	37.639	41.474*	29.344	33.210	264.7	
16th 79 Ai OGURA IDEMITSU Honda Te JPN							6	2'05.755	24.543	40.732	28.602	31.878	278.3	
		Runs=1	Total laps=13	Full laps=8			7	2'18.923 *	37.701	40.604*	28.837	31.781	279.7	
1	3'00.239	23.106	44.836	31.204	33.410	268.6	8	2'17.438 P	24.446	40.566	30.553	41.873	279.0	
2	2'07.204	25.020	41.165	29.031	31.988	276.9	9	8'22.803	23.844	42.984	29.765	32.705	244.8	
3	2'06.509	24.687	40.713	28.993	32.116	276.2	10	2'05.975	24.532	40.621	28.755	32.067	275.5	
4	2'06.417	24.717	40.726	28.831	32.143	276.9	11	2'06.235	24.640	40.802	28.763	32.030	274.1	
5	2'06.968	24.678	40.784	29.012	32.494	278.3								

Fastest Lap: Aron CANET Kipin Energy Aspar T SPA **2'04.180** 24.214 40.238 28.347 31.381

These data/results cannot be reproduced, stored and/or transmitted in whole or in part by any manner of electronic, mechanical, photocopying, recording, broadcasting or otherwise now known or herein after developed without the previous express consent by the copyright owner, except for reproduction in daily press and regular printed publications on sale to the public within 60 days of the event related to those data/results and always provided that copyright symbol appears together as follows below.
© DORNA, 2021

Free Practice Nr. 3

Moto2

Lap	Lap Time	T1	T2	T3	T4	Speed	Lap	Lap Time	T1	T2	T3	T4	Speed		
12	2'18.023 *	28.178	43.815*	32.027	34.003*	245.4	24th 70	Barry BALTUS	NTS RW Racing GP BEL						
13	2'09.087	26.093	41.520	29.544	31.930	273.4			Runs=1	Total laps=14	Full laps=9				
14	2'05.880	24.555	40.813	28.702	31.810	274.8			1	2'57.472	20.489	42.840	30.373	32.350	267.3
unfinished	24.578					276.9			2	2'07.464	24.931	41.233	29.016	32.284	272.0
21st 24	Simone CORSI	MV Agusta Forward R ITA					3	2'06.561	24.684	40.931	28.793	32.153	277.6		
		Runs=1	Total laps=14	Full laps=9			4	2'06.965	24.778	41.211	28.948	32.028	274.1		
1	2'50.556	23.596	44.078	31.083	33.627	267.9	5	2'06.793	24.763	40.869	28.893	32.268	276.2		
2	2'09.456	25.627	41.891	29.175	32.763	270.6	6	2'06.679	24.758	40.966	28.752	32.203	274.1		
3	2'07.533	25.147	41.561	28.715	32.110	267.3	7	2'06.596	24.933	40.813	28.810	32.040	276.2		
4	2'07.069	24.742	41.107	28.911	32.309	272.7	8	2'26.632 P	25.024	47.297	32.741	41.570	194.9		
5	2'11.782	25.165	41.906	29.922	34.789	270.6	9	11'54.223 *	20.690	41.294*	29.144	32.217	268.6		
6	2'06.518	24.988	40.871	28.616	32.043	275.5	10	2'06.139	24.735	40.821	28.752	31.831	271.3		
7	2'08.479	25.135	41.577	29.393	32.374	274.1	11	2'06.421 *	24.484	40.907	28.830*	32.200	273.4		
8	2'20.658 P	25.050	41.847	29.956	43.805	270.6	12	2'06.721	24.643	41.043	28.827	32.208	270.6		
9	12'00.254 *	20.191	41.481*	29.587	32.456	273.4	13	2'08.667 *	24.934	41.234*	29.134	33.365	272.7		
10	2'07.449 *	25.135	40.691*	29.299	32.324	273.4	14	2'07.551	24.956	41.222	29.031	32.342	271.3		
11	2'06.808 *	24.754	41.060	28.862*	32.132	273.4	25th 14	Tony ARBOLINO	Liqui Moly Intact GP ITA						
12	2'06.360	24.682	41.020	28.726	31.932	272.7			Runs=1	Total laps=13	Full laps=8				
13	2'10.084	24.580	40.928	28.854	35.722	275.5	1	3'19.360 *	20.838	43.064*	30.784	34.149	275.5		
14	2'05.899	24.633	40.829	28.487	31.950	274.8	2	2'08.883	24.873	41.746	29.430	32.834	279.7		
22nd 40	Hector GARZO	Flexbox HP40 SPA					3	2'07.452	24.897	41.139	28.919	32.497	279.7		
		Runs=1	Total laps=14	Full laps=10			4	2'07.589	24.819	41.218	29.018	32.534	278.3		
1	3'00.556	27.118	46.664	32.465	33.435	244.8	5	2'08.349	25.435	41.192	29.111	32.611	278.3		
2	2'07.505	24.898	41.193	29.029	32.385	276.2	6	2'07.114	24.680	41.246	28.908	32.280	279.7		
3	2'05.982	24.516	40.635	28.748	32.083	277.6	7	2'19.977 P	25.152	41.359*	29.624	43.842	278.3		
4	2'06.968	24.818	40.792	28.823	32.535	277.6	8	13'42.021 *	20.486	41.372*	29.733	36.571	276.2		
5	2'06.402	24.655	40.770	28.798	32.179	279.7	9	2'06.952	24.639	40.974	28.766	32.573	278.3		
6	2'07.513	24.957	41.072	28.993	32.491	278.3	10	2'06.804 *	24.627	41.131	28.710*	32.336	279.0		
7	2'12.121	24.773	40.875	28.731	37.742	279.0	11	2'06.419	24.721	40.958	28.727	32.013	276.9		
8	2'18.970 P	25.676	41.498*	29.129	42.667	267.3	12	2'06.187	24.531	40.841	28.745	32.070	278.3		
9	11'37.126 *	21.396	43.531*	29.317	40.075	275.5	13	2'14.558 *	26.632	41.491*	30.363	36.072	277.6		
10	2'09.956	24.931	40.938	29.054	35.033	275.5	26th 35	Somkiat CHANTRA	IDEMITSU Honda Te THA						
11	2'11.302	24.742	40.835	31.485	34.240	279.0			Runs=2	Total laps=15	Full laps=7				
12	2'17.714 *	30.91.*	44.119	28.973	33.708	271.3	1	2'58.426	24.776	44.831	31.527	32.929	242.1		
13	2'11.616	24.942	41.107	28.896	36.671	276.9	2	2'07.240	24.715	41.123	29.356	32.046	279.0		
14	2'06.690	24.780	40.837	28.635	32.438	279.7	3	2'06.054 *	24.729	40.591*	28.798	31.936	278.3		
23rd 42	Marcos RAMIREZ	American Racing SPA					4	2'06.912	24.817	41.158	28.978	31.959	279.0		
		Runs=2	Total laps=15	Full laps=7			5	2'06.789	24.835	40.885	28.831	32.238	277.6		
1	2'56.318	26.060	45.939	29.867	32.211	223.1	6	2'06.575	24.860	40.875	28.746	32.094	278.3		
2	2'07.702 *	25.325	40.453*	28.864	33.060	280.5	7	2'06.250	24.669	40.727	28.830	32.024	277.6		
3	2'06.471	24.909	40.861	28.931	31.770	279.0	8	2'23.113 *	25.852	49.773*	35.112	32.376	203.7		
4	2'07.847	24.922	41.790	29.029	32.106	279.7	9	2'21.170 P	24.607	44.204	29.783	42.576	276.2		
5	2'09.684	24.717	40.729	28.979	35.259	281.2	10	7'58.365	20.897	42.572	29.408	32.494	270.0		
6	2'06.517	24.861	40.953	28.795	31.908	281.9	11	2'06.883	24.945	41.027	28.843	32.068	272.7		
7	2'06.125	24.702	40.803	28.639	31.981	280.5	12	2'10.701	24.911	42.627	30.759	32.404	274.8		
8	2'21.522 P	30.15.*	42.130*	29.412	39.825	271.3	13	2'12.789 P	24.706	40.796	28.840*	38.447	276.9		
9	8'51.110 *	22.776	41.871*	29.093	32.272	274.8	14	3'16.906	20.360	42.099	28.780	31.936	270.6		
10	2'13.642 P	24.824	41.010	28.978	38.830	274.8	15	2'13.324 *	24.523	40.962*	34.717	33.122	277.6		
11	2'42.729 *	19.164	40.968*	29.334	36.821	275.5	27th 7	Lorenzo BALDA	MV Agusta Forward R ITA						
12	2'08.895 *	24.824	40.288*	31.932	31.851	279.0			Runs=1	Total laps=17	Full laps=12				
13	2'06.119	24.721	40.864	28.687	31.847	277.6	1	2'27.821	24.632	43.178	30.219	33.048	266.0		
14	2'10.058	24.714	40.743	28.646	35.955	279.7	2	2'08.420	25.107	41.589	29.217	32.507	267.9		
15	2'07.491 *	24.855	40.957*	28.732	32.947	279.7	3	2'08.778	25.181	41.776	29.299	32.522	267.9		

Fastest Lap: Aron CANET Kipin Energy Aspar T SPA **2'04.180** 24.214 40.238 28.347 31.381

These data/results cannot be reproduced, stored and/or transmitted in whole or in part by any manner of electronic, mechanical, photocopying, recording, broadcasting or otherwise now known or herein after developed without the previous express consent by the copyright owner, except for reproduction in daily press and regular printed publications on sale to the public within 60 days of the event related to those data/results and always provided that copyright symbol appears together as follows below.
© DORNA, 2021

Official MotoGP Timing by TISSOT
www.motogp.com

Silverstone, Saturday, August 28, 2021

Page 4 of 5

moto2



Free Practice Nr. 3

Moto2

Lap	Lap Time	T1	T2	T3	T4	Speed	Lap	Lap Time	T1	T2	T3	T4	Speed
4	2'07.801	24.974	41.466	29.002	32.359	267.3							
5	2'07.802	24.937	41.400	29.058	32.407	268.6							
6	2'07.698	24.987	41.371	28.986	32.354	268.6							
7	2'07.673	24.940	41.402	28.987	32.344	268.6							
8	2'07.299	24.881	41.276	28.887	32.255	267.9							
9	2'07.621 *	24.793	41.472*	29.019	32.337	267.3							
10	2'22.998 P	28.093	43.487	30.205	41.213	261.5							
11	6'27.372	20.615	41.643	28.850	32.118	270.0							
12	2'06.681	24.816	40.984	28.828	32.053	272.7							
13	2'10.975	24.867	42.691	30.805	32.612	272.7							
14	2'06.633	24.772	41.138	28.671	32.052	272.0							
15	2'06.382	24.690	40.944	28.703	32.045	270.6							
16	2'13.729 *	24.737	41.127*	32.756	35.109	269.3							
17	2'06.691	24.713	41.042	28.802	32.134	272.7							

28th 13 Celestino VIETTI SKY Racing Team VR ITA

Runs=2 Total laps=15 Full laps=7

1	2'51.273	22.928	43.436	30.340	32.598	269.3							
2	2'10.945	25.062	41.581	29.113	35.189	273.4							
3	2'07.637	24.957	41.445	29.031	32.204	276.2							
4	2'07.455	25.048	41.163	28.853	32.391	274.8							
5	2'16.020 *	32.82*	41.195*	29.348	32.650	275.5							
6	2'16.102 P	25.025	41.277	28.921	40.879	274.1							
7	6'40.018	20.740	42.056	29.512	32.802	272.0							
8	2'07.684	24.941	41.310	28.942	32.491	271.3							
9	2'15.678 P	24.818	41.265	29.643	39.952	274.1							
10	5'37.255	27.841	42.648	29.373	32.332	272.7							
11	2'07.176	24.993	41.138	28.983	32.062	275.5							
12	2'07.019 *	24.790	41.147	28.931*	32.151	274.8							
13	2'10.666	24.862	44.302	29.210	32.292	272.7							
14	2'09.946 *	24.951	41.101*	28.995	34.899	274.8							
15	2'07.371	25.012	41.267	28.849	32.243	274.1							

29th 77 Adam NORRODIN Petronas Sprinta Raci MAL

Runs=1 Total laps=13 Full laps=7

1	2'52.318	23.637	43.013	30.400	32.652	269.3							
2	2'09.193	25.069	41.385	29.089	33.650	274.1							
3	2'07.690	24.937	41.306	29.151	32.296	274.1							
4	2'10.380 *	28.04*	41.007*	29.000	32.331	276.9							
5	2'08.030	24.821	41.320	29.337	32.552	274.1							
6	2'19.760 P	25.013	41.107	29.306	44.334	277.6							
7	13'43.680	25.535	42.316	29.862	32.289	270.0							
8	2'11.022	24.807	41.175	29.240	35.800	273.4							
9	2'07.324	24.863	40.811	28.966	32.684	274.8							
10	2'15.623 *	31.60*	42.403*	29.259	32.352	275.5							
11	2'08.965	25.233	41.566	29.511	32.655	272.0							
12	2'13.583 *	27.46*	42.781*	31.068	32.268	269.3							
13	2'08.185	25.123	41.284	29.223	32.555	275.5							

30th 19 Lorenzo DALLA PO Italtrans Racing Team ITA

Runs=1 Total laps=2 Full laps=0

1	3'17.264	23.481	44.220	30.878	33.367	263.4							
unfinished		26.022	43.234			272.7							

Fastest Lap: Aron CANET Kipin Energy Aspar T SPA **2'04.180** 24.214 40.238 28.347 31.381

These data/results cannot be reproduced, stored and/or transmitted in whole or in part by any manner of electronic, mechanical, photocopying, recording, broadcasting or otherwise now known or herein after developed without the previous express consent by the copyright owner, except for reproduction in daily press and regular printed publications on sale to the public within 60 days of the event related to those data/results and always provided that copyright symbol appears together as follows below.
© DORNA, 2021

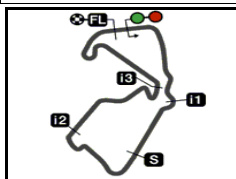
Official MotoGP Timing by TISSOT
www.motogp.com

Silverstone, Saturday, August 28, 2021

Page 5 of 5



Silverstone Circuit



5900 m.

Results and timing service provided by TISSOT

MONSTER ENERGY BRITISH GRAND PRIX**Free Practice Nr. 3****Best Partial Times****Moto2™***IT* Ideal Lap Time, sum of the best partial times*BT* Best Lap Time

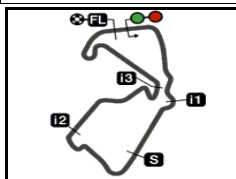
T1		T2		T3		T4				<i>IT</i>	<i>BT</i>	
<i>Pos</i>	<i>Rider</i>	<i>Time</i>	<i>Rider</i>	<i>Time</i>	<i>Rider</i>	<i>Time</i>	<i>Rider</i>	<i>Time</i>	<i>Pos</i>	<i>Rider</i>		
1	J.NAVARRO	24.139	R.GARDNER	40.213	J.NAVARRO	28.191	A.CANET	31.381	1	A.CANET	2'04.149	2'04.180 (1)
2	A.CANET	24.183	A.CANET	40.238	R.GARDNER	28.249	J.NAVARRO	31.493	2	R.GARDNER	2'04.203	2'04.219 (2)
3	R.GARDNER	24.211	M.SCHROTTER	40.372	F.DI GIANNANTO	28.286	R.GARDNER	31.530	3	J.NAVARRO	2'04.215	2'04.549 (3)
4	S.LOWES	24.261	R.FERNANDEZ	40.386	M.BEZZECCHI	28.311	M.BEZZECCHI	31.543	4	M.BEZZECCHI	2'04.559	2'04.760 (5)
5	F.DI GIANNANTO	24.279	J.NAVARRO	40.392	A.CANET	28.347	R.FERNANDEZ	31.547	5	F.DI GIANNAN	2'04.655	2'04.664 (4)
6	M.BEZZECCHI	24.292	T.LUTHI	40.398	S.LOWES	28.375	S.LOWES	31.560	6	R.FERNANDEZ	2'04.724	2'04.904 (6)
7	N.BULEGA	24.361	F.DI GIANNANTO	40.407	A.FERNANDEZ	28.379	J.ROBERTS	31.619	7	S.LOWES	2'04.799	2'04.940 (8)
8	F.ALDEGUER	24.361	J.ROBERTS	40.412	F.ALDEGUER	28.403	A.OGURA	31.624	8	A.FERNANDEZ	2'04.915	2'05.174 (11)
9	R.FERNANDEZ	24.370	M.BEZZECCHI	40.413	R.FERNANDEZ	28.421	M.SCHROTTER	31.652	9	J.ROBERTS	2'04.936	2'04.936 (7)
10	A.FERNANDEZ	24.387	A.FERNANDEZ	40.439	X.VIERGE	28.425	N.BULEGA	31.680	10	M.SCHROTTE	2'05.000	2'05.114 (10)
11	M.SCHROTTER	24.426	C.BEAUBIER	40.474	J.ROBERTS	28.445	F.DI GIANNANTO	31.683	11	F.ALDEGUER	2'05.081	2'05.377 (14)
12	B.BENDSNEYDE	24.437	B.BENDSNEYDE	40.497	H.SYHRIN	28.470	A.FERNANDEZ	31.710	12	N.BULEGA	2'05.107	2'05.107 (9)
13	S.MANZI	24.446	X.VIERGE	40.519	T.LUTHI	28.479	F.ALDEGUER	31.729	13	X.VIERGE	2'05.171	2'05.484 (15)
14	X.VIERGE	24.457	A.OGURA	40.527	A.ARENAS	28.480	B.BENDSNEYDE	31.743	14	B.BENDSNEYDE	2'05.176	2'05.176 (12)
15	J.ROBERTS	24.460	A.ARENAS	40.550	S.CORSI	28.487	H.SYHRIN	31.750	15	T.LUTHI	2'05.193	2'05.193 (13)
16	T.LUTHI	24.462	N.BULEGA	40.558	B.BENDSNEYDE	28.499	M.RAMIREZ	31.770	16	A.OGURA	2'05.371	2'05.581 (16)
17	B.BALTUS	24.484	S.MANZI	40.566	N.BULEGA	28.508	X.VIERGE	31.770	17	S.MANZI	2'05.395	2'05.755 (20)
18	A.ARENAS	24.488	F.ALDEGUER	40.588	M.SCHROTTER	28.550	S.MANZI	31.781	18	A.ARENAS	2'05.402	2'05.687 (18)
19	A.OGURA	24.499	S.LOWES	40.603	S.MANZI	28.602	B.BALTUS	31.831	19	C.BEAUBIER	2'05.590	2'05.590 (17)
20	H.GARZO	24.516	H.GARZO	40.635	H.GARZO	28.635	T.LUTHI	31.854	20	H.SYHRIN	2'05.605	2'05.700 (19)
21	S.CHANTRA	24.523	S.CHANTRA	40.727	C.BEAUBIER	28.637	A.ARENAS	31.884	21	S.CORSI	2'05.828	2'05.899 (21)
22	T.ARBOLINO	24.531	M.RAMIREZ	40.729	M.RAMIREZ	28.639	C.BEAUBIER	31.894	22	M.RAMIREZ	2'05.840	2'06.119 (23)
23	S.CORSI	24.580	H.SYHRIN	40.794	L.BALDASSARRI	28.671	S.CORSI	31.932	23	H.GARZO	2'05.869	2'05.982 (22)
24	C.BEAUBIER	24.585	A.NORRODIN	40.811	A.OGURA	28.721	S.CHANTRA	31.936	24	B.BALTUS	2'05.880	2'06.139 (24)

These data/results cannot be reproduced, stored and/or transmitted in whole or in part by any manner of electronic, mechanical, photocopying, recording, broadcasting or otherwise now known or herein after developed without the previous express consent by the copyright owner, except for reproduction in daily press and regular printed publications on sale to the public within 60 days of the event related to those data/results and always provided that copyright symbol appears together as follows below.
© DORNA, 2021

Official MotoGP Timing by TISSOT
www.motogp.com



Silverstone Circuit



5900 m.

Results and timing service provided by TISSOT

MONSTER ENERGY BRITISH GRAND PRIX**Free Practice Nr. 3****Best Partial Times****Moto2™***IT* Ideal Lap Time, sum of the best partial times*BT* Best Lap Time

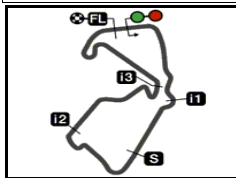
T1		T2		T3		T4				<i>IT</i>	<i>BT</i>	
<i>Pos</i>	<i>Rider</i>	<i>Time</i>	<i>Rider</i>	<i>Time</i>	<i>Rider</i>	<i>Time</i>	<i>Rider</i>	<i>Time</i>	<i>Pos</i>	<i>Rider</i>		
25	H.SYHRIN	24.591	B.BALTUS	40.813	T.ARBOLINO	28.727	T.ARBOLINO	32.013	25	S.CHANTRA	2'05.932	2'06.250 (26)
26	L.BALDASSARRI	24.690	S.CORSI	40.829	S.CHANTRA	28.746	L.BALDASSARRI	32.045	26	T.ARBOLINO	2'06.112	2'06.187 (25)
27	M.RAMIREZ	24.702	T.ARBOLINO	40.841	B.BALTUS	28.752	C.VIETTI	32.062	27	L.BALDASSARRI	2'06.350	2'06.382 (27)
28	C.VIETTI	24.790	L.BALDASSARRI	40.944	C.VIETTI	28.849	H.GARZO	32.083	28	C.VIETTI	2'06.839	2'07.176 (28)
29	A.NORRODIN	24.807	C.VIETTI	41.138	A.NORRODIN	28.966	A.NORRODIN	32.268	29	A.NORRODIN	2'06.852	2'07.324 (29)
30	L.DALLA PORTA	26.022	L.DALLA PORTA	43.234	L.DALLA PORTA	30.878	L.DALLA PORTA	33.367	-1	L.DALLA POR		(-1)

These data/results cannot be reproduced, stored and/or transmitted in whole or in part by any manner of electronic, mechanical, photocopying, recording, broadcasting or otherwise now known or herein after developed without the previous express consent by the copyright owner, except for reproduction in daily press and regular printed publications on sale to the public within 60 days of the event related to those data/results and always provided that copyright symbol appears together as follows below.
© DORNA, 2021

Official MotoGP Timing by TISSOT
www.motogp.com



Silverstone Circuit



5900 m.

Results and timing service provided by TISSOT

Moto2™

MONSTER ENERGY BRITISH GRAND PRIX**Free Practice Nr. 3****Fastest Laps Sequence**

<i>Practice Time</i>	<i>Rider</i>	<i>Nation</i>	<i>Motorcycle</i>	<i>Time</i>	<i>Km/h</i>	<i>Rider's Lap</i>
4'36.241	7 Lorenzo BALDASSARRI	ITA	MV AGUSTA	2'08.420	165.3	2
5'00.677	62 Stefano MANZI	ITA	KALEX	2'06.993	167.2	2
5'04.880	64 Bo BENDSNEYDER	NED	KALEX	2'06.742	167.5	2
5'21.072	87 Remy GARDNER	AUS	KALEX	2'05.527	169.2	2
7'26.417	87 Remy GARDNER	AUS	KALEX	2'05.345	169.4	3
7'29.867	25 Raul FERNANDEZ	SPA	KALEX	2'05.326	169.4	3
9'31.533	87 Remy GARDNER	AUS	KALEX	2'05.116	169.7	4
11'43.765	72 Marco BEZZECCHI	ITA	KALEX	2'04.893	170.0	5
13'48.595	72 Marco BEZZECCHI	ITA	KALEX	2'04.830	170.1	6
17'58.116	87 Remy GARDNER	AUS	KALEX	2'04.664	170.3	8
29'50.472	9 Jorge NAVARRO	SPA	BOSCOSCURO	2'04.627	170.4	10
31'56.992	44 Aron CANET	SPA	BOSCOSCURO	2'04.180	171.0	11

These data/results cannot be reproduced, stored and/or transmitted in whole or in part by any manner of electronic, mechanical, photocopying, recording, broadcasting or otherwise now known or herein after developed without the previous express consent by the copyright owner, except for reproduction in daily press and regular printed publications on sale to the public within 60 days of the event related to those data/results and always provided that copyright symbol appears together as follows below.

© DORNA, 2021

Official MotoGP Timing by TISSOT
www.motogp.com

Silverstone, Saturday, August 28, 2021

