


5900 m.

**MONSTER ENERGY BRITISH GRAND PRIX****Free Practice Nr. 3****Classification****10**

	Rider	Nation	Team	Motorcycle	Time	Lap Total	Gap	Top Speed
1	43 Jack MILLER	AUS	Ducati Lenovo Team	DUCATI	<b>1'59.288</b>	11 15		<b>339.6</b>
2	41 Aleix ESPARGARO	SPA	Aprilia Racing Team Gresini	APRILIA	<b>1'59.386</b>	14 15	0.098 0.098	<b>334.3</b>
3	89 Jorge MARTIN	SPA	Pramac Racing	DUCATI	<b>1'59.396</b>	14 15	0.108 0.010	<b>336.4</b>
4	20 Fabio QUARTARARO	FRA	Monster Energy Yamaha MotoGP	YAMAHA	<b>1'59.461</b>	13 17	0.173 0.065	<b>332.3</b>
5	63 Francesco BAGNAIA	ITA	Ducati Lenovo Team	DUCATI	<b>1'59.515</b>	16 17	0.227 0.054	<b>338.5</b>
6	44 Pol ESPARGARO	SPA	Repsol Honda Team	HONDA	<b>1'59.515</b>	15 16	0.227	<b>338.5</b>
7	46 Valentino ROSSI	ITA	Petronas Yamaha SRT	YAMAHA	<b>1'59.553</b>	16 17	0.265 0.038	<b>330.2</b>
8	36 Joan MIR	SPA	Team SUZUKI ECSTAR	SUZUKI	<b>1'59.651</b>	14 15	0.363 0.098	<b>330.2</b>
9	33 Brad BINDER	RSA	Red Bull KTM Factory Racing	KTM	<b>1'59.671</b>	15 16	0.383 0.020	<b>334.3</b>
10	93 Marc MARQUEZ	SPA	Repsol Honda Team	HONDA	<b>1'59.683</b>	14 17	0.395 0.012	<b>332.3</b>
11	5 Johann ZARCO	FRA	Pramac Racing	DUCATI	<b>1'59.725</b>	17 18	0.437 0.042	<b>337.5</b>
12	30 Takaaki NAKAGAMI	JPN	LCR Honda IDEMITSU	HONDA	<b>2'00.053</b>	15 16	0.765 0.328	<b>330.2</b>
13	35 Cal CRUTCHLOW	GBR	Monster Energy Yamaha MotoGP	YAMAHA	<b>2'00.075</b>	13 16	0.787 0.022	<b>332.3</b>
14	73 Alex MARQUEZ	SPA	LCR Honda CASTROL	HONDA	<b>2'00.157</b>	15 16	0.869 0.082	<b>332.3</b>
15	42 Alex RINS	SPA	Team SUZUKI ECSTAR	SUZUKI	<b>2'00.337</b>	12 14	1.049 0.180	<b>332.3</b>
16	27 Iker LECUONA	SPA	Tech 3 KTM Factory Racing	KTM	<b>2'00.359</b>	16 17	1.071 0.022	<b>330.2</b>
17	9 Danilo PETRUCCI	ITA	Tech 3 KTM Factory Racing	KTM	<b>2'00.545</b>	15 15	1.257 0.186	<b>331.2</b>
18	10 Luca MARINI	ITA	SKY VR46 Avintia	DUCATI	<b>2'00.548</b>	10 15	1.260 0.003	<b>332.3</b>
19	88 Miguel OLIVEIRA	POR	Red Bull KTM Factory Racing	KTM	<b>2'00.883</b>	15 16	1.595 0.335	<b>332.3</b>
20	23 Enea BASTIANINI	ITA	Avintia Esponsorama	DUCATI	<b>2'01.446</b>	7 16	2.158 0.563	<b>332.3</b>
21	96 Jake DIXON	GBR	Petronas Yamaha SRT	YAMAHA	<b>2'02.814</b>	6 13	3.526 1.368	<b>324.3</b>
<b>Not Classified</b>								
	32 Lorenzo SAVADORI	ITA	Aprilia Racing Team Gresini	APRILIA				

Practice condition: **Dry**Air: **14°**Humidity: **91%**Ground: **18°**

<b>Fastest Lap:</b>	Lap: 11	<b>Jack MILLER</b>	<b>1'59.288</b>	178 Km/h
<b>Best Race Lap:</b>	2019	<b>Marc MARQUEZ</b>	<b>1'59.936</b>	177.0 Km/h
<b>All Time Lap Record:</b>	2019	<b>Marc MARQUEZ</b>	<b>1'58.168</b>	179.7 Km/h

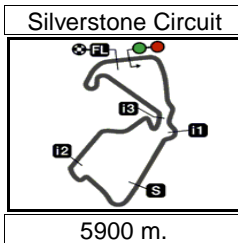
The results are provisional until the end of the limit for protest and appeals.

Time limit for protest expires 30' after publication of the results - ..... Time: .....

These data/results cannot be reproduced, stored and/or transmitted in whole or in part by any manner of electronic, mechanical, photocopying, recording, broadcasting or otherwise now known or herein after developed without the previous express consent by the copyright owner, except for reproduction in daily press and regular printed publications on sale to the public within 60 days of the event related to those data/results and always provided that copyright symbol appears together as follows below.

© DORNA, 2021

Official MotoGP Timing by **TISSOT**  
www.motogp.com**Silverstone, Saturday, August 28, 2021**



Results and timing service provided by TISSOT

**MotoGP™**

**MONSTER ENERGY BRITISH GRAND PRIX**  
**Free Practice Nr. 3**  
**Combined Free Practice Times**

**11**

	Rider	Nation	Team	MOTORCYCLE	FP1	FP2	FP3	Gap
1	43 <b>J.MILLER</b>	AUS	Ducati Lenovo Team	DUCATI	2'01.409	7 1'59.829	15 <b>1'59.288</b>	11
2	20 <b>F.QUARTARARO</b>	FRA	Monster Energy Yamaha MotoGP	YAMAHA	2'01.301	10 <b>1'59.317</b>	11 1'59.461	13 0.029 0.029
3	41 <b>A.ESPARGARO</b>	SPA	Aprilia Racing Team Gresini	APRILIA	2'01.191	13 2'00.219	15 <b>1'59.386</b>	14 0.098 0.069
4	89 <b>J.MARTIN</b>	SPA	Pramac Racing	DUCATI	2'02.102	13 1'59.939	15 <b>1'59.396</b>	14 0.108 0.010
5	63 <b>F.BAGNAIA</b>	ITA	Ducati Lenovo Team	DUCATI	2'01.783	14 2'00.102	16 <b>1'59.515</b>	16 0.227 0.119
6	44 <b>P.ESPARGARO</b>	SPA	Repsol Honda Team	HONDA	2'01.336	16 2'00.035	16 <b>1'59.515</b>	15 0.227
7	46 <b>V.ROSSI</b>	ITA	Petronas Yamaha SRT	YAMAHA	2'02.334	5 2'00.400	15 <b>1'59.553</b>	16 0.265 0.038
8	36 <b>J.MIR</b>	SPA	Team SUZUKI ECSTAR	SUZUKI	2'02.219	14 2'00.725	15 <b>1'59.651</b>	14 0.363 0.098
9	33 <b>B.BINDER</b>	RSA	Red Bull KTM Factory Racing	KTM	2'02.111	13 2'00.315	15 <b>1'59.671</b>	15 0.383 0.020
10	93 <b>M.MARQUEZ</b>	SPA	Repsol Honda Team	HONDA	2'00.941	14 2'00.051	15 <b>1'59.683</b>	14 0.395 0.012
11	5 <b>J.ZARCO</b>	FRA	Pramac Racing	DUCATI	2'01.795	6 2'00.810	3 <b>1'59.725</b>	17 0.437 0.042
12	30 <b>T.NAKAGAMI</b>	JPN	LCR Honda IDEMITSU	HONDA	2'01.422	15 2'00.870	13 <b>2'00.053</b>	15 0.765 0.328
13	35 <b>C.CRUTCHLOW</b>	GBR	Monster Energy Yamaha MotoGP	YAMAHA	2'01.966	15 2'00.882	16 <b>2'00.075</b>	13 0.787 0.022
14	73 <b>A.MARQUEZ</b>	SPA	LCR Honda CASTROL	HONDA	2'01.870	13 2'01.496	15 <b>2'00.157</b>	15 0.869 0.082
15	42 <b>A.RINS</b>	SPA	Team SUZUKI ECSTAR	SUZUKI	2'01.596	13 2'00.392	16 <b>2'00.337</b>	12 1.049 0.180
16	27 <b>I.LECUONA</b>	SPA	Tech 3 KTM Factory Racing	KTM	2'02.400	14 2'00.413	15 <b>2'00.359</b>	16 1.071 0.022
17	9 <b>D.PETRUCCI</b>	ITA	Tech 3 KTM Factory Racing	KTM	2'01.956	12 2'01.405	17 <b>2'00.545</b>	15 1.257 0.186
18	10 <b>L.MARINI</b>	ITA	SKY VR46 Avintia	DUCATI	2'03.196	11 2'01.058	15 <b>2'00.548</b>	10 1.260 0.003
19	23 <b>E.BASTIANINI</b>	ITA	Avintia Esponsorama	DUCATI	2'02.526	14 <b>2'00.548</b>	14 2'01.446	7 1.260
20	88 <b>M.OLIVEIRA</b>	POR	Red Bull KTM Factory Racing	KTM	2'02.620	12 2'01.412	15 <b>2'00.883</b>	15 1.595 0.335
21	96 <b>J.DIXON</b>	GBR	Petronas Yamaha SRT	YAMAHA	2'03.939	11 <b>2'02.601</b>	15 2'02.814	6 3.313 1.718
22	32 <b>L.SAVADORI</b>	ITA	Aprilia Racing Team Gresini	APRILIA	2'07.699	10 <b>2'05.138</b>	2	5.850 2.537

<b>Pole Position Record:</b>	2019	<b>Marc MARQUEZ</b>	<b>1'58.168</b>	179.7 Km/h
<b>Best Race Lap:</b>	2019	<b>Marc MARQUEZ</b>	<b>1'59.936</b>	177.0 Km/h
<b>All Time Lap Record:</b>	2019	<b>Marc MARQUEZ</b>	<b>1'58.168</b>	179.7 Km/h

The results are provisional until the end of the limit for protest and appeals.

Time limit for protest expires 60' after publication of the results - ..... Time: .....

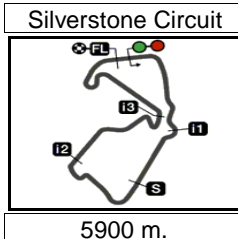
These data/results cannot be reproduced, stored and/or transmitted in whole or in part by any manner of electronic, mechanical, photocopying, recording, broadcasting or otherwise now known or herein after developed without the previous express consent by the copyright owner, except for reproduction in daily press and regular printed publications on sale to the public within 60 days of the event related to those data/results and always provided that copyright symbol appears together as follows below.

© DORNA, 2021

Official MotoGP Timing by TISSOT  
www.motogp.com

**Silverstone, Saturday, August 28, 2021**



**MONSTER ENERGY BRITISH GRAND PRIX****Free Practice Nr. 3****Top Speed & Average****12**

Rider	Nation	Motorcycle	Top 5 speeds					Average	Top
43 Jack MILLER	AUS	DUCATI	339.6	337.5	337.5	336.4	336.4	337.3	339.6
44 Pol ESPARGARO	SPA	HONDA	338.5	336.4	335.4	335.4	334.3	336.0	338.5
63 Francesco BAGNAIA	ITA	DUCATI	338.5	337.5	336.4	335.4	335.4	336.6	338.5
5 Johann ZARCO	FRA	DUCATI	337.5	336.4	336.4	336.4	336.4	336.6	337.5
89 Jorge MARTIN	SPA	DUCATI	336.4	334.3	334.3	333.3	332.3	333.6	336.4
33 Brad BINDER	RSA	KTM	334.3	332.3	332.3	331.2	331.2	332.3	334.3
41 Aleix ESPARGARO	SPA	APRILIA	334.3	334.3	333.3	333.3	332.3	333.1	334.3
10 Luca MARINI	ITA	DUCATI	332.3	330.2	330.2	330.2	329.2	330.1	332.3
20 Fabio QUARTARARO	FRA	YAMAHA	332.3	329.2	328.2	328.2	328.2	329.2	332.3
23 Enea BASTIANINI	ITA	DUCATI	332.3	331.2	331.2	330.2	330.2	331.0	332.3
35 Cal CRUTCHLOW	GBR	YAMAHA	332.3	332.3	332.3	331.2	330.2	331.7	332.3
42 Alex RINS	SPA	SUZUKI	332.3	330.2	330.2	329.2	329.2	330.1	332.3
73 Alex MARQUEZ	SPA	HONDA	332.3	332.3	332.3	331.2	330.2	331.4	332.3
88 Miguel OLIVEIRA	POR	KTM	332.3	331.2	330.2	329.2	329.2	330.4	332.3
93 Marc MARQUEZ	SPA	HONDA	332.3	332.3	331.2	330.2	330.2	330.9	332.3
9 Danilo PETRUCCI	ITA	KTM	331.2	330.2	330.2	330.2	329.2	329.9	331.2
27 Iker LECUONA	SPA	KTM	330.2	329.2	328.2	328.2	328.2	328.8	330.2
30 Takaaki NAKAGAMI	JPN	HONDA	330.2	330.2	330.2	328.2	328.2	329.4	330.2
36 Joan MIR	SPA	SUZUKI	330.2	329.2	328.2	328.2	327.2	328.6	330.2
46 Valentino ROSSI	ITA	YAMAHA	330.2	329.2	329.2	328.2	325.3	327.9	330.2
96 Jake DIXON	GBR	YAMAHA	324.3	324.3	323.3	323.3	320.4	323.1	324.3

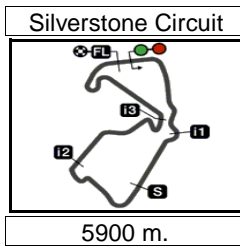
These data/results cannot be reproduced, stored and/or transmitted in whole or in part by any manner of electronic, mechanical, photocopying, recording, broadcasting or otherwise now known or herein after developed without the previous express consent by the copyright owner, except for reproduction in daily press and regular printed publications on sale to the public within 60 days of the event related to those data/results and always provided that copyright symbol appears together as follows below.

© DORNA, 2021

Official MotoGP Timing by TISSOT  
www.motogp.com



Silverstone, Saturday, August 28, 2021



Results and timing service provided by TISSOT

MotoGP™

**MONSTER ENERGY BRITISH GRAND PRIX**  
**Free Practice Nr. 3**  
**Chronological Analysis of Performances**

**13**

\* Lap / Sector time cancelled      **T1** Time from finish line to 1st intermediate      **T3** Time from 2nd intermed. to 3rd intermed.  
**P** Crossing the finish line in pit lane      **T2** Time from 1st intermed. to 2nd intermed.      **T4** Time from 3rd intermediate to finish line  
**\*\*** Tyre data subject to further updates

Lap	Lap Time	T1	T2	T3	T4	Speed	Lap	Lap Time	T1	T2	T3	T4	Speed
<b>1st</b>	<b>43</b>	<b>Jack MILLER</b>		DUCATI		AUS							
		Ducati Lenovo Team											
		Runs=3		Total laps=15		Full laps=7							
Run #	1	Front Tyre	Slick-Soft	Rear Tyre	Slick-Soft		Run #	3	Front Tyre	Slick-Soft	Rear Tyre	Slick-Soft	
		5 Laps at start		5 Laps at start					New Tyre		New Tyre		
1	2'39.927	22.551	41.407	29.101	31.305	320.4	11	12'54.994	19.783	40.187	28.044	30.685	327.2
2	<b>2'02.114</b>	24.078	39.127	27.944	30.965	336.4	12	<b>2'03.960</b>	23.745	38.733	27.731	33.751	<b>334.3</b>
3	<b>2'00.739</b>	23.777	38.815	27.639	30.508	336.4	13	<b>1'59.472</b>	<b>23.318</b>	38.614	<b>27.350</b>	<b>30.190</b>	332.3
4	2'11.995 P	23.739	39.026	29.431	39.799	<b>339.6</b>	14	<b>1'59.386</b>	23.345	<b>38.423</b>	27.360	30.258	334.3
		9 Laps at start		9 Laps at start			15	<b>2'17.541</b>	27.370	43.234	32.306	34.631	309.4
5	7'38.881	24.691	41.185	28.830	31.206	328.2							
6	<b>2'01.823</b>	24.132	39.073	<b>27.852</b>	30.766	334.3							
7	2'06.417 *	23.890	43.770*	28.061	30.696	335.4							
8	<b>2'01.225</b>	23.759	38.988	27.769	30.709	336.4							
9	2'16.090 P	27.353*	41.170	29.517	38.050	312.1							
Run #	2	Front Tyre	Slick-Soft	Rear Tyre	Slick-Soft		Run #	1	Front Tyre	Slick-Soft	Rear Tyre	Slick-Medium	
		New Tyre		New Tyre					3 Laps at start		New Tyre		
10	6'39.466	20.604	39.923	28.282	30.768	326.2	5	<b>2'01.079</b>	23.567	39.054	27.808	30.650	332.3
11	<b>1'59.288</b>	<b>23.520</b>	38.301	<b>27.256</b>	<b>30.211</b>	337.5	6	2'15.735 P	26.764	39.143	29.422	40.406	331.2
12	2'11.952 P	26.283	39.799*	28.234	37.636	323.3							
Run #	3	Front Tyre	Slick-Soft	Rear Tyre	Slick-Soft		Run #	2	Front Tyre	Slick-Soft	Rear Tyre	Slick-Medium	
		New Tyre		New Tyre					9 Laps at start		6 Laps at start		
13	5'11.270	22.220	41.403	30.574	36.819	315.7	7	7'41.256 *	24.178	40.072*	28.373	30.976	321.4
14	<b>2'06.568</b>	24.893	43.072	28.049	30.554	246.5	8	<b>2'00.739</b>	23.633	38.860	27.661	30.585	334.3
15	<b>1'59.321</b>	23.550	<b>38.274</b>	27.281	30.216	337.5	9	<b>2'00.983</b>	23.649	38.991	27.751	30.592	332.3
		3 Laps at start		3 Laps at start			10	<b>2'01.081</b>	23.625	38.929	27.773	30.754	331.2
Run #	4	Front Tyre	Slick-Soft	Rear Tyre	Slick-Soft		11	2'20.832 P	27.294*	42.416*	31.262	39.860	299.1
		New Tyre		New Tyre					3 Laps at start		New Tyre		
13	5'11.270	22.220	41.403	30.574	36.819	315.7	12	10'54.241 *	20.247	40.283*	28.542	31.089	328.2
14	<b>2'06.568</b>	24.893	43.072	28.049	30.554	246.5	13	<b>2'00.979</b>	23.349	38.552	28.645	30.433	334.3
15	<b>1'59.321</b>	23.550	<b>38.274</b>	27.281	30.216	337.5	14	<b>1'59.396</b>	<b>23.241</b>	<b>38.531</b>	<b>27.317</b>	<b>30.307</b>	332.3
		3 Laps at start		3 Laps at start			15	2'14.123 *	31.569	39.548*	30.320	32.686	314.8
Run #	1	Front Tyre	Slick-Soft	Rear Tyre	Slick-Medium								
		New Tyre		New Tyre									
1	2'29.575	21.187	41.927	32.428	31.272	298.3							
2	<b>2'02.576</b>	24.195	39.022	28.523	30.836	330.2							
3	<b>2'01.351</b>	23.890	39.016	27.861	30.584	332.3							
4	<b>2'00.629</b>	23.572	38.920	27.658	30.479	333.3							
5	<b>2'00.341</b>	23.463	38.845	27.612	30.421	333.3							
6	2'11.025 P	24.789	39.156	28.813	38.267	325.3							
Run #	2	Front Tyre	Slick-Soft	Rear Tyre	Slick-Soft		Run #	3	Front Tyre	Slick-Soft	Rear Tyre	Slick-Soft	
		6 Laps at start		New Tyre					New Tyre		New Tyre		
7	6'58.133	19.984	39.940	28.280	30.697	327.2	12	10'54.241 *	20.247	40.283*	28.542	31.089	328.2
8	<b>2'00.666</b>	23.764	38.878	27.624	30.400	332.3	13	<b>2'00.979</b>	23.349	38.552	28.645	30.433	334.3
9	<b>1'59.840</b>	23.373	38.776	27.386	30.305	332.3	14	<b>1'59.396</b>	<b>23.241</b>	<b>38.531</b>	<b>27.317</b>	<b>30.307</b>	332.3
10	2'14.204 P	23.383	40.752	30.397	39.672	331.2	15	2'14.123 *	31.569	39.548*	30.320	32.686	314.8
		6 Laps at start		New Tyre									
Run #	1	Front Tyre	Slick-Soft	Rear Tyre	Slick-Medium		Run #	1	Front Tyre	Slick-Soft	Rear Tyre	Slick-Medium	
		New Tyre		New Tyre					3 Laps at start		7 Laps at start		
1	2'29.575	21.187	41.927	32.428	31.272	298.3	1	3'41.802	21.877	42.202	29.447	31.792	309.4
2	<b>2'02.576</b>	24.195	39.022	28.523	30.836	330.2	2	<b>2'02.359</b>	24.047	39.523	28.018	30.771	326.2
3	<b>2'01.351</b>	23.890	39.016	27.861	30.584	332.3	3	<b>2'01.044</b>	23.658	39.026	27.679	30.681	327.2
4	<b>2'00.629</b>	23.572	38.920	27.658	30.479	333.3	4	<b>2'00.966</b>	23.582	38.990	27.678	30.716	327.2
5	<b>2'00.341</b>	23.463	38.845	27.612	30.421	333.3	5	<b>2'00.810</b>	23.536	38.939	27.688	30.647	328.2
6	2'11.025 P	24.789	39.156	28.813	38.267	325.3	6	<b>2'01.086</b>	23.630	39.064	27.737	30.655	327.2
		6 Laps at start		New Tyre			7	2'00.845 *	23.497	38.893	27.721	30.734*	328.2
Run #	2	Front Tyre	Slick-Soft	Rear Tyre	Slick-Soft								
		6 Laps at start		New Tyre									
7	6'58.133	19.984	39.940	28.280	30.697	327.2							
8	<b>2'00.666</b>	23.764	38.878	27.624	30.400	332.3							
9	<b>1'59.840</b>	23.373	38.776	27.386	30.305	332.3							
10	2'14.204 P	23.383	40.752	30.397	39.672	331.2							
		6 Laps at start		New Tyre									

**Fastest Lap:** Jack MILLER      Ducati Lenovo Team      AUS      **1'59.288**      23.520      38.301      27.256      30.211

These data/results cannot be reproduced, stored and/or transmitted in whole or in part by any manner of electronic, mechanical, photocopying, recording, broadcasting or otherwise now known or herein after developed without the previous express consent by the copyright owner, except for reproduction in daily press and regular printed publications on sale to the public within 60 days of the event related to those data/results and always provided that copyright symbol appears together as follows below.  
 © DORNA, 2021

Official MotoGP Timing by TISSOT  
 www.motogp.com

Silverstone, Saturday, August 28, 2021

Page 1 of 6



# Free Practice Nr. 3

MotoGP

Lap	Lap Time	T1	T2	T3	T4	Speed	Lap	Lap Time	T1	T2	T3	T4	Speed
8	2'01.051	23.656	38.969	27.790	30.636	327.2	Run # 2	Front Tyre Slick-Soft	Rear Tyre Slick-Soft				
9	2'01.314	23.697	39.025	27.826	30.766	327.2				10 Laps at start	10 Laps at start		
10	2'16.634 P	24.059	41.509	30.080	40.986	315.7							
	Run # 2	Front Tyre Slick-Soft	Rear Tyre Slick-Soft										
		New Tyre	New Tyre										
11	8'35.805	23.053	41.097	28.786	31.179	316.7							
12	1'59.750	23.316	38.524	27.640	30.270	329.2							
13	1'59.461	23.224	38.560	27.364	30.313	328.2							
14	2'17.204 P	27.705	40.025*	29.470	40.004	321.4							
	Run # 3	Front Tyre Slick-Soft	Rear Tyre Slick-Soft										
		4 Laps at start	New Tyre										
15	5'00.142	20.736	40.486	28.745	30.700	319.5							
16	2'06.819	23.343	43.464	28.844	31.168	215.1							
17	2'16.452 P	23.357	41.502*	30.723	40.870	332.3							

**5th 63 Francesco BAGNAIA** DUCATI ITA  
 Ducati Lenovo Team  
 Runs=3 Total laps=17 Full laps=8

Run #	Front Tyre	Slick-Soft	Rear Tyre	Slick-Medium	Speed
1	2'37.669	21.596	42.699	29.964	293.4
2	2'03.754	24.628	39.756	28.404	30.966
3	2'06.394 *	27.438*	39.970	28.034	30.952
4	2'01.255	23.747	38.839	27.878	30.791
5	2'02.123	23.723	39.558	28.095	30.747
6	2'05.390 *	26.517*	39.976	28.036	30.861
7	2'00.642	23.561	38.704	27.622	30.755
8	2'12.688 P	23.810	40.233	29.794	38.851
	Run # 2	Front Tyre Slick-Soft	Rear Tyre Slick-Medium		
		11 Laps at start	8 Laps at start		
9	8'00.013	20.889	39.554	27.960	30.628
10	2'00.772	23.662	38.889	27.749	30.472
11	2'09.239 P	23.640	38.829	27.747	39.023
	Run # 3	Front Tyre Slick-Soft	Rear Tyre Slick-Soft		
		New Tyre	New Tyre		
12	6'16.269	22.932	40.690	28.353	30.907
13	1'59.879	23.574	38.457	27.501	30.347
14	2'08.494 P	24.127	39.013	28.343	37.011
	Run # 4	Front Tyre Slick-Soft	Rear Tyre Slick-Soft		
		3 Laps at start	New Tyre		
15	3'07.833	19.837	40.097	28.921	31.665
16	1'59.515	23.522	38.300	27.272	30.421
17	2'09.460	23.529	38.637	33.562	33.732

**6th 44 Pol ESPARGARO** HONDA SPA  
 Repsol Honda Team  
 Runs=4 Total laps=17 Full laps=9

Run #	Front Tyre	Slick-Soft	Rear Tyre	Slick-Soft	Speed
1	2'27.361	20.121	42.379	30.791	31.540
2	2'05.860	24.476	40.294	30.111	30.979
3	2'06.669	23.750	39.273	28.543	35.103
4	2'00.607	23.473	38.890	27.686	30.558
5	2'00.490	23.527	38.837	27.676	30.450
6	2'09.827 P	24.416	39.996	28.351	37.064

**7th 46 Valentino ROSSI** YAMAHA ITA  
 Petronas Yamaha SRT  
 Runs=3 Total laps=17 Full laps=10

Run #	Front Tyre	Slick-Soft	Rear Tyre	Slick-Medium	Speed
1	2'43.426	22.834	42.765	29.234	31.588
2	2'03.762	24.519	39.791	28.479	30.973
3	2'02.613	24.253	39.427	28.140	30.793
4	2'01.489	23.844	39.029	27.927	30.689
5	2'12.589 P	25.370	40.692	28.452	38.075
	Run # 2	Front Tyre Slick-Soft	Rear Tyre Slick-Medium		
		5 Laps at start	5 Laps at start		
6	6'59.365	20.927	41.051	28.760	31.286
7	2'02.229	24.097	39.228	27.963	30.941
8	2'01.265	23.844	38.875	27.761	30.785
9	2'01.857	23.764	39.215	27.981	30.897
10	2'01.297	23.714	38.931	27.948	30.704
11	2'17.703 P	29.385	40.745*	29.602	37.971
	Run # 3	Front Tyre Slick-Soft	Rear Tyre Slick-Soft		
		New Tyre	New Tyre		
12	7'11.233 *	20.282	39.845*	28.094	30.587
13	1'59.926	23.526	38.578	27.494	30.328
14	2'08.659 P	23.890	39.228*	28.062	37.479
	Run # 4	Front Tyre Slick-Soft	Rear Tyre Slick-Soft		
		3 Laps at start	New Tyre		
15	3'05.781 *	19.367	38.495*	28.106	30.630
16	1'59.553	23.410	38.464	27.337	30.342
17	2'08.927	23.318	38.528	32.836	34.245

**8th 36 Joan MIR** SUZUKI SPA  
 Team SUZUKI ECSTAR  
 Runs=2 Total laps=15 Full laps=8

Run #	Front Tyre	Slick-Soft	Rear Tyre	Slick-Medium	Speed
1	2'28.789	20.558	43.542	32.064	31.455
2	2'03.612	24.202	39.586	28.968	30.856
3	2'01.737	24.104	39.063	27.896	30.674
4	2'00.493	23.600	38.785	27.594	30.514

**Fastest Lap:** Jack MILLER Ducati Lenovo Team AUS 1'59.288 23.520 38.301 27.256 30.211

These data/results cannot be reproduced, stored and/or transmitted in whole or in part by any manner of electronic, mechanical, photocopying, recording, broadcasting or otherwise now known or herein after developed without the previous express consent by the copyright owner, except for reproduction in daily press and regular printed publications on sale to the public within 60 days of the event related to those data/results and always provided that copyright symbol appears together as follows below.  
 © DORNA, 2021





# Free Practice Nr. 3

MotoGP

Lap	Lap Time	T1	T2	T3	T4	Speed	Lap	Lap Time	T1	T2	T3	T4	Speed
5	2'00.529	23.685	38.751	27.568	30.525	330.2	8	2'08.064 *	24.428*	39.835	28.841	34.960	324.3
6	2'00.526	23.712	38.741	27.607	30.466	329.2	9	2'01.848	23.970	39.108	27.952	30.818	329.2
7	2'10.723 P	24.099	39.439	28.695	38.490	322.3	10	2'00.821	23.763	38.863	27.676	30.519	330.2
<b>Run # 2</b>	<b>Front Tyre</b>	<b>Slick-Soft</b>	<b>Rear Tyre</b>	<b>Slick-Soft</b>									
	<b>New Tyre</b>	<b>New Tyre</b>											
8	5'46.453	19.645	39.718	28.133	30.610	324.3	11	2'10.808 P	24.868	39.711	28.917	37.312	323.3
9	2'00.434	23.625	38.782	27.574	30.453	327.2	<b>Run # 3</b>						
10	2'00.051	23.516	38.712	27.550	30.273	326.2	<b>Front Tyre</b>						
11	2'09.498 P	24.266	39.172	28.329	37.731	325.3	<b>Slick-Soft</b>						
							<b>Rear Tyre</b>						
							<b>Slick-Soft</b>						
							<b>New Tyre</b>						
							<b>New Tyre</b>						
12	12'45.632	19.308	39.526	27.948	48.481	323.3	12	6'17.646	20.489	40.458	28.595	30.894	311.2
13	2'05.772 *	24.348	42.448*	28.200	30.776	294.2	13	2'02.567 *	23.624	38.449*	29.226*	31.268	329.2
14	1'59.651	23.448	38.523	27.376	30.304	326.2	14	1'59.683	23.455	38.570	27.400	30.258	332.3
15	2'18.397 *	23.368	44.411*	34.024*	36.594	328.2	15	2'09.067 P	24.836	38.531*	28.605	37.095	332.3
<b>Run # 3</b>	<b>Front Tyre</b>	<b>Slick-Soft</b>	<b>Rear Tyre</b>	<b>Slick-Soft</b>									
	<b>4 Laps at start</b>	<b>New Tyre</b>											
							<b>Run # 4</b>						
							<b>Front Tyre</b>						
							<b>Slick-Soft</b>						
							<b>Rear Tyre</b>						
							<b>Slick-Soft</b>						
							<b>New Tyre</b>						
							<b>New Tyre</b>						
							<b>4 Laps at start</b>						
							<b>New Tyre</b>						
16	3'21.283	20.439	46.087	30.518	41.451	214.2	16	3'21.283	20.439	46.087	30.518	41.451	214.2
17	2'13.567 *	23.405	41.877*	33.657	34.628	330.2	17	2'13.567 *	23.405	41.877*	33.657	34.628	330.2

**9th** **33** **Brad BINDER** KTM RSA  
Red Bull KTM Factory Racing

Runs=2 Total laps=16 Full laps=9

Run #	1	Front Tyre	Slick-Soft	Rear Tyre	Slick-Medium	Speed
		<b>New Tyre</b>	<b>New Tyre</b>			
1	2'45.830	21.575	42.822	29.281	31.691	281.2
2	2'02.090	24.125	39.178	27.842	30.945	326.2
3	2'01.674	24.164	38.858	27.870	30.782	327.2
4	2'07.429	29.666	39.213	27.910	30.640	325.3
5	2'01.312	23.635	39.065	27.964	30.648	334.3
6	2'01.851	23.926	38.972	28.163	30.790	331.2
7	2'01.144	23.705	38.840	27.936	30.663	332.3
8	2'16.497 P	23.603	43.973	28.536	40.385	332.3
<b>Run # 2</b>	<b>Front Tyre</b>	<b>Slick-Soft</b>	<b>Rear Tyre</b>	<b>Slick-Soft</b>		
	<b>New Tyre</b>	<b>New Tyre</b>				
9	10'53.480	26.367	40.722	28.649	32.234	321.4
10	2'00.735	23.585	38.873	27.785	30.492	329.2
11	2'00.723	23.620	38.736	27.631	30.736	328.2
12	2'12.518 P	24.215	39.692	29.687	38.924	322.3
<b>Run # 3</b>	<b>Front Tyre</b>	<b>Slick-Soft</b>	<b>Rear Tyre</b>	<b>Slick-Soft</b>		
	<b>4 Laps at start</b>	<b>New Tyre</b>				
13	5'52.819	20.093	39.630	28.418	30.715	325.3
14	2'02.138 *	23.400	38.432	29.832*	30.474	331.2
15	1'59.671	23.422	38.560	27.399	30.290	329.2
16	2'16.148 *	27.560*	42.950	31.122	34.516	314.8

**10th** **93** **Marc MARQUEZ** HONDA SPA  
Repsol Honda Team

Runs=3 Total laps=17 Full laps=7

Run #	1	Front Tyre	Slick-Soft	Rear Tyre	Slick-Soft	Speed
		<b>3 Laps at start</b>	<b>3 Laps at start</b>			
1	2'20.797	20.562	42.556	30.617	33.858	309.4
2	2'04.920	24.976	40.393	28.596	30.955	322.3
3	2'02.122	24.075	39.162	28.037	30.848	330.2
4	2'01.590	23.984	39.008	27.991	30.607	330.2
5	2'01.053	23.840	38.884	27.802	30.527	331.2
6	2'20.179 P	27.841*	43.811*	29.646	38.881	295.0
<b>Run # 2</b>	<b>Front Tyre</b>	<b>Slick-Soft</b>	<b>Rear Tyre</b>	<b>Slick-Soft</b>		
	<b>9 Laps at start</b>	<b>9 Laps at start</b>				
7	7'00.045	20.503	40.915	29.066	31.344	305.0

**11th** **5** **Johann ZARCO** DUCATI FRA  
Pramac Racing

Runs=2 Total laps=18 Full laps=11

Run #	1	Front Tyre	Slick-Soft	Rear Tyre	Slick-Medium	Speed
		<b>8 Laps at start</b>	<b>New Tyre</b>			
1	3'05.434	21.740	44.091	30.108	32.347	267.3
2	2'06.147	25.039	41.087	28.774	31.247	327.2
3	2'01.306	23.858	39.016	27.858	30.574	335.4
4	2'00.804	23.810	38.831	27.698	30.465	335.4
5	2'05.050	25.466	39.958	28.586	31.040	330.2
6	2'10.198	29.123	41.269	28.677	31.129	326.2
7	2'07.015 *	26.868*	39.276*	29.441	31.430*	313.9
8	2'00.783	23.747	38.638	27.738	30.660	336.4
9	2'09.700	25.621	42.065	30.831	31.183	315.7
10	2'13.834 P	23.778	38.942	30.537	40.577	337.5
<b>Run # 2</b>	<b>Front Tyre</b>	<b>Slick-Soft</b>	<b>Rear Tyre</b>	<b>Slick-Soft</b>		
	<b>New Tyre</b>	<b>New Tyre</b>				
11	7'22.228	22.734	41.872	29.579	31.286	305.9
12	2'01.107	23.733	38.865	27.726	30.783	336.4
13	2'00.142	23.526	38.609	27.516	30.491	336.4
14	2'14.190 P	23.592	38.730	33.110	38.758	336.4
<b>Run # 3</b>	<b>Front Tyre</b>	<b>Slick-Soft</b>	<b>Rear Tyre</b>	<b>Slick-Soft</b>		
	<b>4 Laps at start</b>	<b>New Tyre</b>				
15	4'38.332 *	20.221	39.964*	28.368	30.893	307.6
16	2'02.682 *	23.648	38.636	29.480*	30.918	336.4
17	1'59.725	23.421	38.523	27.469	30.312	336.4
18	2'20.456	27.748	44.805	32.600	35.303	288.7

**12th** **30** **Takaaki NAKAGAMI** HONDA JPN  
LCR Honda IDEMITSU

Runs=2 Total laps=16 Full laps=8

Run #	1	Front Tyre	Slick-Soft	Rear Tyre	Slick-Soft	Speed
		<b>15 Laps at start</b>	<b>5 Laps at start</b>			
1	2'31.337	20.586	41.541	29.240	31.419	300.0
2	2'02.255	24.406	39.410	27.779	30.660	325.3
3	2'05.382 *	23.801	39.137*	29.662	32.782	313.9
4	2'00.843	23.651	38.997	27.656	30.539	325.3
5	2'00.688	23.583	38.931	27.613	30.561	330.2
6	2'14.880 P	26.446	40.684	29.297	38.453	314.8

**Fastest Lap:** Jack MILLER Ducati Lenovo Team AUS **1'59.288** 23.520 38.301 27.256 30.211

These data/results cannot be reproduced, stored and/or transmitted in whole or in part by any manner of electronic, mechanical, photocopying, recording, broadcasting or otherwise now known or herein after developed without the previous express consent by the copyright owner, except for reproduction in daily press and regular printed publications on sale to the public within 60 days of the event related to those data/results and always provided that copyright symbol appears together as follows below.  
© DORNA, 2021



# Free Practice Nr. 3

MotoGP

Lap	Lap Time	T1	T2	T3	T4	Speed	Lap	Lap Time	T1	T2	T3	T4	Speed
<b>Run # 2</b>	<i>Front Tyre</i>	<i>Slick-Soft</i>	<i>Rear Tyre</i>	<i>Slick-Soft</i>	<i>New Tyre</i>		<b>Run # 2</b>	<i>Front Tyre</i>	<i>Slick-Soft</i>	<i>Rear Tyre</i>	<i>Slick-Soft</i>	<i>New Tyre</i>	
7	9'13.885	21.861	42.648	30.283	34.473	282.7	9	8'56.972	20.576	41.129	29.191	31.064	310.3
8	<b>2'01.954</b>	24.185	39.412	27.856	30.501	324.3	10	<b>2'01.665</b>	23.889	38.965	28.161	30.650	330.2
9	<b>2'00.211</b>	23.578	38.767	27.497	30.369	330.2	11	<b>2'00.975</b>	23.683	38.819	27.924	30.549	330.2
10	<b>2'06.006</b>	25.329	40.815	29.159	30.703	308.5	12	2'13.292 P	23.731	39.032	31.351	39.178	331.2
11	2'20.645 P	26.430*	44.608	30.982	38.625	278.3	<b>Run # 3</b>	<i>Front Tyre</i>	<i>Slick-Soft</i>	<i>Rear Tyre</i>	<i>Slick-Soft</i>	<i>New Tyre</i>	
<b>Run # 3</b>	<i>Front Tyre</i>	<i>Slick-Soft</i>	<i>Rear Tyre</i>	<i>Slick-Soft</i>	<i>New Tyre</i>		<i>4 Laps at start</i>						
12	7'45.104	22.076	41.687	30.103	31.236	313.9	13	7'19.669	19.395	39.603	28.116	46.111	313.0
13	<b>2'00.890</b>	23.821	38.905	27.658	30.506	330.2	14	2'07.999 *	25.370	43.322*	28.520	30.787	274.8
14	2'03.573 *	23.573	38.602	29.949*	31.449	328.2	15	<b>2'00.157</b>	23.572	38.545	27.694	30.346	332.3
15	<b>2'00.053</b>	23.504	38.699	27.443	30.407	328.2	16	2'08.714 *	23.631	41.439*	32.168	31.476	328.2
16	2'15.771 *	26.446*	44.374*	31.229	33.722	252.3							

**13th 35 Cal CRUTCHLOW** YAMAHA GBR  
 Monster Energy Yamaha MotoGP  
 Runs=3 Total laps=16 Full laps=8

Run #	1	Front Tyre	Slick-Soft	Rear Tyre	Slick-Medium	Speed
<i>6 Laps at start</i>						
1	2'47.514	23.713	46.501	30.026	31.957	264.0
2	<b>2'06.633</b>	24.876	40.023	30.537	31.197	326.2
3	<b>2'02.254</b>	24.153	39.251	28.064	30.786	329.2
4	<b>2'01.558</b>	24.017	39.082	27.810	30.649	332.3
5	2'12.638 P	23.949	39.580	29.675	39.434	332.3
<b>Run # 2</b>	<i>Front Tyre</i>	<i>Slick-Soft</i>	<i>Rear Tyre</i>	<i>Slick-Medium</i>	<i>5 Laps at start</i>	
<i>5 Laps at start</i>						
6	6'54.280	21.141	45.551	29.183	31.034	291.8
7	<b>2'01.616</b>	24.024	39.133	27.865	30.594	327.2
8	<b>2'00.991</b>	23.877	38.906	27.711	30.497	329.2
9	<b>2'01.459</b>	23.772	39.016	28.050	30.621	330.2
10	<b>2'01.470</b>	23.931	39.030	27.900	30.609	329.2
11	2'16.568 P	25.490	40.516	31.249	39.313	316.7
<b>Run # 3</b>	<i>Front Tyre</i>	<i>Slick-Soft</i>	<i>Rear Tyre</i>	<i>Slick-Soft</i>	<i>New Tyre</i>	
<i>New Tyre</i>						
12	7'09.949	28.466	40.953	28.245	30.541	305.0
13	<b>2'00.075</b>	23.508	38.628	27.569	30.370	331.2
14	2'12.788 P	27.289	39.903*	28.347	37.249	305.0
<b>Run # 4</b>	<i>Front Tyre</i>	<i>Slick-Soft</i>	<i>Rear Tyre</i>	<i>Slick-Soft</i>	<i>New Tyre</i>	
<i>3 Laps at start</i>						
15	4'17.813	19.459	48.167	29.377	44.653	165.6
16	2'10.322 *	23.677	40.892*	30.934	34.819	332.3

**14th 73 Alex MARQUEZ** HONDA SPA  
 LCR Honda CASTROL  
 Runs=2 Total laps=16 Full laps=7

Run #	1	Front Tyre	Slick-Soft	Rear Tyre	Slick-Soft	Speed
<i>7 Laps at start</i>						
1	2'21.144	20.099	42.221	30.134	32.023	306.8
2	<b>2'04.973</b>	24.807	40.276	28.950	30.940	305.9
3	2'02.240 *	24.074	39.229*	28.212	30.725	325.3
4	<b>2'01.743</b>	23.917	39.091	28.055	30.680	325.3
5	2'01.456 *	23.735	39.037*	27.994	30.690	328.2
6	<b>2'08.445</b>	23.867	41.146	31.084	32.348	332.3
7	<b>2'02.574</b>	24.098	39.287	28.369	30.820	326.2
8	2'11.600 P	24.001	39.203	29.563	38.833	332.3

**15th 42 Alex RINS** SUZUKI SPA  
 Team SUZUKI ECSTAR  
 Runs=4 Total laps=15 Full laps=7

Run #	1	Front Tyre	Slick-Soft	Rear Tyre	Slick-Medium	Speed
<i>6 Laps at start</i>						
1	2'50.739	21.702	44.381	29.155	31.715	304.2
2	<b>2'02.466</b>	24.155	39.349	27.953	31.009	323.3
3	<b>2'01.222</b>	23.738	39.045	27.608	30.831	330.2
4	<b>2'01.114</b>	23.754	38.947	27.715	30.698	328.2
5	2'14.585 P	24.414	40.428	30.118	39.625	328.2
<b>Run # 2</b>	<i>Front Tyre</i>	<i>Slick-Soft</i>	<i>Rear Tyre</i>	<i>Slick-Medium</i>	<i>5 Laps at start</i>	
<i>11 Laps at start</i>						
6	6'32.748	21.405	40.510	28.948	31.152	314.8
7	<b>2'01.179</b>	23.727	38.943	27.666	30.843	329.2
8	<b>2'01.917</b>	23.545	38.798	28.369	31.205	332.3
9	<b>2'01.156</b>	23.721	38.919	27.692	30.824	329.2
10	2'14.207 P	24.688	41.284	29.030	39.205	305.0
<b>Run # 3</b>	<i>Front Tyre</i>	<i>Slick-Soft</i>	<i>Rear Tyre</i>	<i>missing data</i>	<i>Laps at start</i>	
<i>New Tyre</i>						
11	5'36.169	21.904	40.418	28.444	31.049	324.3
12	<b>2'00.337</b>	23.496	38.710	27.516	30.615	329.2
13	2'12.977 P	26.073	40.728	28.271	37.905	325.3
<b>Run # 4</b>	<i>Front Tyre</i>	<i>Slick-Soft</i>	<i>Rear Tyre</i>	<i>missing data</i>	<i>Laps at start</i>	
<i>3 Laps at start</i>						
14	3'59.702	22.533	40.160	28.265	30.976	325.3
	unfinished	23.463	38.760			330.2

**16th 27 Iker LECUONA** KTM SPA  
 Tech 3 KTM Factory Racing  
 Runs=2 Total laps=17 Full laps=10

Run #	1	Front Tyre	Slick-Soft	Rear Tyre	Slick-Medium	Speed
<i>New Tyre</i>						
1	2'37.718	21.168	40.891	28.991	31.430	295.0
2	<b>2'02.755</b>	24.239	39.333	28.360	30.823	323.3
3	<b>2'01.435</b>	23.778	38.968	28.021	30.668	327.2
4	<b>2'01.661</b>	23.883	39.083	27.991	30.704	329.2
5	2'04.348 *	26.340*	39.548	27.904	30.556	317.6
6	<b>2'01.079</b>	23.747	38.964	27.875	30.493	327.2
7	<b>2'05.547</b>	23.745	42.866	28.205	30.731	328.2
8	<b>2'01.641</b>	23.694	39.241	28.082	30.624	325.3
9	2'12.606 P	23.739	39.089	31.464	38.314	327.2

**Fastest Lap:** Jack MILLER Ducati Lenovo Team AUS **1'59.288** 23.520 38.301 27.256 30.211

These data/results cannot be reproduced, stored and/or transmitted in whole or in part by any manner of electronic, mechanical, photocopying, recording, broadcasting or otherwise now known or herein after developed without the previous express consent by the copyright owner, except for reproduction in daily press and regular printed publications on sale to the public within 60 days of the event related to those data/results and always provided that copyright symbol appears together as follows below.  
 © DORNA, 2021



# Free Practice Nr. 3

MotoGP

Lap	Lap Time	T1	T2	T3	T4	Speed	Lap	Lap Time	T1	T2	T3	T4	Speed
Run # 2	Front Tyre	Slick-Soft	Rear Tyre	Slick-Soft			9	2'01.306	23.985	38.844	27.769	30.708	329.2
		New Tyre		New Tyre			10	2'00.548	23.693	38.754	27.568	30.533	330.2
10	9'52.010	24.037	41.429	33.727	32.369	291.1	11	2'17.856 P	23.666	42.731	30.619	40.840	330.2
11	2'00.972	23.658	38.810	28.016	30.488	328.2	Run # 3	Front Tyre	Slick-Soft	Rear Tyre	Slick-Soft		
12	2'00.853	23.707	38.839	27.762	30.545	328.2			4 Laps at start		New Tyre		
13	2'13.100 P	26.744*	39.956*	28.985	37.415	314.8	12	7'56.757	19.421	39.490	28.080	47.768	315.7
Run # 3	Front Tyre	Slick-Soft	Rear Tyre	Slick-Soft			13	2'17.772	24.484	42.777	28.272	42.239	321.4
		4 Laps at start		New Tyre			14	2'18.453 *	24.608	39.641*	30.396	43.808	312.1
14	4'46.594 *	19.964	39.198*	28.286	30.730	314.8	15	2'12.767 *	23.621	40.287*	33.003	35.856	324.3
15	2'01.350	23.516	38.739	28.704	30.391	330.2							
16	2'00.359	23.464	38.769	27.752	30.374	327.2							
17	2'13.121 *	23.541	41.163*	33.463	34.954	295.8							

**17th 9 Danilo PETRUCCI** KTM ITA  
Tech 3 KTM Factory Racing  
Runs=4 Total laps=16 Full laps=8

Run #	Front Tyre	Slick-Soft	Rear Tyre	Slick-Medium	Speed
1	2'27.769	20.448	41.498	30.271	312.98
2	2'04.300	24.398	40.188	28.795	309.19
3	2'02.496	24.305	39.062	28.216	309.13
4	2'01.741	23.771	39.069	28.117	307.84
5	2'08.876 P	24.033	39.095	27.921	37.827
Run # 2	Front Tyre	Slick-Soft	Rear Tyre	Slick-Medium	
		New Tyre		5 Laps at start	
6	5'48.617	21.925	41.169	29.018	311.04
7	2'02.429	24.334	39.206	28.171	307.18
8	2'01.696	23.871	39.160	28.065	306.00
9	2'07.911	23.905	39.247	33.727	310.32
10	2'11.966 P	23.924	39.372	29.172	39.498
Run # 3	Front Tyre	Slick-Soft	Rear Tyre	Slick-Soft	
		5 Laps at start		New Tyre	
11	6'27.005	21.640	40.189	30.845	39.801
12	2'00.951	23.677	38.953	27.809	30.512
13	2'15.119 P	23.659	38.959	29.806	42.695
Run # 4	Front Tyre	Slick-Soft	Rear Tyre	Slick-Soft	
		8 Laps at start		New Tyre	
14	5'23.902	21.013	39.287	28.137	30.660
15	2'00.545	23.622	38.847	27.707	30.369
	unfinished	23.663	45.463		322.3

**18th 10 Luca MARINI** DUCATI ITA  
SKY VR46 Avintia  
Runs=2 Total laps=15 Full laps=8

Run #	Front Tyre	Slick-Soft	Rear Tyre	Slick-Medium	Speed
1	2'28.959	20.917	41.370	30.100	312.70
2	2'03.626	24.489	39.584	28.656	30.897
3	2'02.165	24.188	39.085	27.996	30.896
4	2'01.395	23.876	38.994	27.774	30.751
5	2'01.594	23.867	39.058	27.778	30.891
6	2'01.948	23.821	39.207	27.931	30.989
7	2'09.665 P	24.001	39.164	28.051	38.449
Run # 2	Front Tyre	Slick-Soft	Rear Tyre	Slick-Soft	
		New Tyre		New Tyre	
8	10'22.952	20.637	39.827	28.469	30.990

**19th 88 Miguel OLIVEIRA** KTM POR  
Red Bull KTM Factory Racing  
Runs=3 Total laps=16 Full laps=8

Run #	Front Tyre	Slick-Soft	Rear Tyre	Slick-Medium	Speed
1	2'43.239	23.333	42.987	29.444	31.572
2	2'03.791	24.559	39.807	28.477	30.948
3	2'02.499	24.286	39.350	27.921	30.942
4	2'01.692	23.863	39.142	27.892	30.795
5	2'02.361	24.184	39.219	28.098	30.860
6	2'01.603	23.885	39.033	27.851	30.834
7	2'14.667 P	26.897	40.533	29.590	37.647
Run # 2	Front Tyre	Slick-Soft	Rear Tyre	Slick-Medium	
		11 Laps at start		7 Laps at start	
8	7'54.458	21.422	39.905	28.376	31.095
9	2'01.537	23.820	39.138	27.858	30.721
10	2'09.274 P	24.086	39.379	28.445	37.364
Run # 3	Front Tyre	Slick-Soft	Rear Tyre	Slick-Soft	
		New Tyre		New Tyre	
11	6'13.977	22.610	39.680	28.018	30.792
12	2'03.294 *	25.144*	39.504	27.842	30.804
13	2'06.521 P	23.698	38.987	27.866	35.970
Run # 4	Front Tyre	Slick-Soft	Rear Tyre	Slick-Soft	
		3 Laps at start		New Tyre	
14	3'24.555	23.556	39.414	27.847	30.631
15	2'00.883	23.601	38.919	27.713	30.650
16	2'01.896	23.853	39.113	27.871	31.059

**20th 23 Enea BASTIANINI** DUCATI ITA  
Avintia Esponsorama  
Runs=2 Total laps=16 Full laps=9

Run #	Front Tyre	Slick-Soft	Rear Tyre	Slick-Medium	Speed
1	2'38.593	21.909	42.137	30.050	33.182
2	2'02.889	24.294	39.472	28.232	30.891
3	2'01.586	23.871	39.036	28.139	30.540
4	2'01.669	23.762	39.089	27.941	30.877
5	2'05.800	25.283	40.384	28.600	31.533
6	2'01.538	23.856	39.071	27.765	30.846
7	2'01.446	23.794	38.970	27.852	30.830
8	2'14.488 P	25.437	42.433	28.538	38.080
Run # 2	Front Tyre	Slick-Soft	Rear Tyre	Slick-Soft	
		New Tyre		New Tyre	
9	9'45.523	21.923	41.657	28.985	31.495
10	2'06.775	24.503	39.432	31.630	31.210
11	2'03.070 *	23.851	40.513*	27.853	30.853

**Fastest Lap:** Jack MILLER Ducati Lenovo Team AUS 1'59.288 23.520 38.301 27.256 30.211

These data/results cannot be reproduced, stored and/or transmitted in whole or in part by any manner of electronic, mechanical, photocopying, recording, broadcasting or otherwise now known or herein after developed without the previous express consent by the copyright owner, except for reproduction in daily press and regular printed publications on sale to the public within 60 days of the event related to those data/results and always provided that copyright symbol appears together as follows below.  
© DORNA, 2021

Official MotoGP Timing by TISSOT  
www.motogp.com



Silverstone, Saturday, August 28, 2021



# Free Practice Nr. 3

MotoGP

Lap	Lap Time		T1	T2	T3	T4	Speed	Lap	Lap Time	T1	T2	T3	T4	Speed
12	2'07.888	P	23.717	38.926	27.813	37.432	329.2							
<b>Run # 3</b>	<b>Front Tyre</b>	<b>Slick-Soft</b>	<b>Rear Tyre Slick-Soft</b>											
	<b>4 Laps at start</b>			<b>New Tyre</b>										
13	6'18.843	*	20.532	40.008*	28.485	41.697	319.5							
14	<b>2'17.463</b>		23.981	41.006	28.189	44.287	330.2							
15	<b>2'15.229</b>		23.736	40.275	28.356	42.862	322.3							
16	2'06.393	*	23.471	38.774*	30.798	33.350	332.3							

**21st** **96** **Jake DIXON** YAMAHA GBR  
 Petronas Yamaha SRT  
 Runs=1 Total laps=14 Full laps=12

Run #	1	Front Tyre	Slick-Soft	Rear Tyre	Slick-Medium	
		<b>New Tyre</b>		<b>5 Laps at start</b>		
1	2'43.709	22.783	42.746	29.186	31.567	281.9
2	<b>2'03.999</b>	24.758	39.899	28.234	31.108	316.7
3	<b>2'03.817</b>	24.725	39.763	28.248	31.081	315.7
4	<b>2'03.583</b>	24.420	39.660	28.346	31.157	324.3
5	<b>2'03.696</b>	24.544	39.714	28.594	30.844	323.3
6	<b>2'02.814</b>	24.321	39.510	28.160	30.823	324.3
	<b>unfinished</b>	24.335	39.578	28.123		323.3

Run #	2	Front Tyre	Slick-Soft	Rear Tyre	Slick-Soft	
		<b>16 Laps at start</b>		<b>New Tyre</b>		
7	<b>2'08.183</b>	23.970	42.176	29.895	32.142	302.5
8	<b>2'06.402</b>	25.508	40.529	28.893	31.472	316.7
9	<b>2'04.266</b>	24.979	39.652	28.385	31.250	319.5
10	<b>2'03.708</b>	24.540	39.587	28.202	31.379	320.4
11	2'03.412	*	24.432	39.526	28.374*	31.080
12	<b>2'03.078</b>		24.348	39.494	28.202	31.034
13	<b>2'03.237</b>		24.296	39.426	28.366	31.149

**Fastest Lap:** Jack MILLER Ducati Lenovo Team AUS **1'59.288** 23.520 38.301 27.256 30.211

These data/results cannot be reproduced, stored and/or transmitted in whole or in part by any manner of electronic, mechanical, photocopying, recording, broadcasting or otherwise now known or herein after developed without the previous express consent by the copyright owner, except for reproduction in daily press and regular printed publications on sale to the public within 60 days of the event related to those data/results and always provided that copyright symbol appears together as follows below.  
 © DORNA, 2021

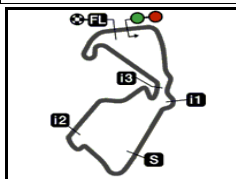
Official MotoGP Timing by TISSOT  
 www.motogp.com

Silverstone, Saturday, August 28, 2021

Page 6 of 6



Silverstone Circuit



5900 m.

Results and timing service provided by TISSOT

**MONSTER ENERGY BRITISH GRAND PRIX****Free Practice Nr. 3****Best Partial Times****MotoGP™***IT* Ideal Lap Time, sum of the best partial times*BT* Best Lap Time

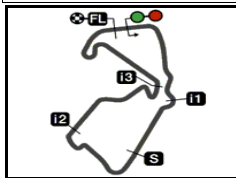
<b>T1</b>			<b>T2</b>			<b>T3</b>			<b>T4</b>				
<i>Pos</i>	<i>Rider</i>	<i>Time</i>	<i>Rider</i>	<i>Time</i>	<i>Rider</i>	<i>Time</i>	<i>Rider</i>	<i>Time</i>	<i>Pos</i>	<i>Rider</i>	<i>IT</i>	<i>BT</i>	
1	F.QUARTARARO	23.224	J.MILLER	38.274	J.MILLER	27.256	A.ESPARGARO	30.190	1	J.MILLER	1'59.261	1'59.288 (1)	
2	J.MARTIN	23.241	F.BAGNAIA	38.300	F.BAGNAIA	27.272	J.MILLER	30.211	2	A.ESPARGAR	1'59.281	1'59.386 (2)	
3	A.ESPARGARO	23.318	A.ESPARGARO	38.423	P.ESPARGARO	27.302	M.MARQUEZ	30.258	3	F.QUARTARAR	1'59.382	1'59.461 (4)	
4	V.ROSSI	23.318	B.BINDER	38.432	J.MARTIN	27.317	F.QUARTARARO	30.270	4	J.MARTIN	1'59.396	1'59.396 (3)	
5	P.ESPARGARO	23.349	V.ROSSI	38.464	V.ROSSI	27.337	J.MIR	30.273	5	F.BAGNAIA	1'59.441	1'59.515 (5)	
6	J.MIR	23.368	P.ESPARGARO	38.474	A.ESPARGARO	27.350	B.BINDER	30.290	6	V.ROSSI	1'59.447	1'59.553 (7)	
7	B.BINDER	23.400	J.ZARCO	38.523	F.QUARTARARO	27.364	J.MARTIN	30.307	7	P.ESPARGAR	1'59.468	1'59.515 (6)	
8	M.MARQUEZ	23.405	J.MIR	38.523	J.MIR	27.376	J.ZARCO	30.312	8	B.BINDER	1'59.521	1'59.671 (9)	
9	J.ZARCO	23.421	F.QUARTARARO	38.524	B.BINDER	27.399	V.ROSSI	30.328	9	J.MIR	1'59.540	1'59.651 (8)	
10	A.RINS	23.463	J.MARTIN	38.531	M.MARQUEZ	27.400	P.ESPARGARO	30.343	10	M.MARQUEZ	1'59.633	1'59.683 (10)	
11	I.LECUONA	23.464	A.MARQUEZ	38.545	T.NAKAGAMI	27.443	A.MARQUEZ	30.346	11	J.ZARCO	1'59.725	1'59.725 (11)	
12	E.BASTIANINI	23.471	M.MARQUEZ	38.570	J.ZARCO	27.469	F.BAGNAIA	30.347	12	T.NAKAGAMI	1'59.918	2'00.053 (12)	
13	T.NAKAGAMI	23.504	T.NAKAGAMI	38.602	A.RINS	27.516	D.PETRUCCI	30.369	13	C.CRUTCHLO	2'00.075	2'00.075 (13)	
14	C.CRUTCHLOW	23.508	C.CRUTCHLOW	38.628	L.MARINI	27.568	T.NAKAGAMI	30.369	14	A.MARQUEZ	2'00.157	2'00.157 (14)	
15	J.MILLER	23.520	A.RINS	38.710	C.CRUTCHLOW	27.569	C.CRUTCHLOW	30.370	15	A.RINS	2'00.304	2'00.337 (15)	
16	F.BAGNAIA	23.522	I.LECUONA	38.739	A.MARQUEZ	27.694	I.LECUONA	30.374	16	I.LECUONA	2'00.329	2'00.359 (16)	
17	A.MARQUEZ	23.572	L.MARINI	38.754	D.PETRUCCI	27.707	L.MARINI	30.533	17	L.MARINI	2'00.476	2'00.548 (18)	
18	M.OLIVEIRA	23.601	D.PETRUCCI	38.847	M.OLIVEIRA	27.713	E.BASTIANINI	30.540	18	D.PETRUCCI	2'00.545	2'00.545 (17)	
19	L.MARINI	23.621	M.OLIVEIRA	38.919	I.LECUONA	27.752	A.RINS	30.615	19	E.BASTIANINI	2'00.702	2'01.446 (20)	
20	D.PETRUCCI	23.622	E.BASTIANINI	38.926	E.BASTIANINI	27.765	M.OLIVEIRA	30.631	20	M.OLIVEIRA	2'00.864	2'00.883 (19)	
21	J.DIXON	24.296	J.DIXON	39.426	J.DIXON	28.123	J.DIXON	30.823	21	J.DIXON	2'02.668	2'02.814 (21)	

These data/results cannot be reproduced, stored and/or transmitted in whole or in part by any manner of electronic, mechanical, photocopying, recording, broadcasting or otherwise now known or herein after developed without the previous express consent by the copyright owner, except for reproduction in daily press and regular printed publications on sale to the public within 60 days of the event related to those data/results and always provided that copyright symbol appears together as follows below.  
© DORNA, 2021


Official MotoGP Timing by TISSOT  
www.motogp.com



Silverstone Circuit




5900 m.

Results and timing service provided by  TISSOT

MotoGP™

**MONSTER ENERGY BRITISH GRAND PRIX****Free Practice Nr. 3****Fastest Laps Sequence**

<i>Practice Time</i>	 <i>Rider</i>	<i>Nation</i>	<i>Motorcycle</i>	<i>Time</i>	<i>Km/h</i>	<i>Rider's Lap</i>
4'25.717	93 <b>Marc MARQUEZ</b>	SPA	HONDA	<b>2'04.920</b>	170.0	2
4'32.069	9 <b>Danilo PETRUCCI</b>	ITA	KTM	<b>2'04.300</b>	170.8	2
4'32.151	41 <b>Aleix ESPARGARO</b>	SPA	APRILIA	<b>2'02.576</b>	173.2	2
4'33.592	30 <b>Takaaki NAKAGAMI</b>	JPN	HONDA	<b>2'02.255</b>	173.7	2
4'42.041	43 <b>Jack MILLER</b>	AUS	DUCATI	<b>2'02.114</b>	173.9	2
4'47.920	33 <b>Brad BINDER</b>	RSA	KTM	<b>2'02.090</b>	173.9	2
6'33.502	41 <b>Aleix ESPARGARO</b>	SPA	APRILIA	<b>2'01.351</b>	175.0	3
6'42.780	43 <b>Jack MILLER</b>	AUS	DUCATI	<b>2'00.739</b>	175.9	3
8'34.131	41 <b>Aleix ESPARGARO</b>	SPA	APRILIA	<b>2'00.629</b>	176.0	4
8'34.631	36 <b>Joan MIR</b>	SPA	SUZUKI	<b>2'00.493</b>	176.2	4
8'45.718	89 <b>Jorge MARTIN</b>	SPA	DUCATI	<b>2'00.229</b>	176.6	4
23'44.136	41 <b>Aleix ESPARGARO</b>	SPA	APRILIA	<b>1'59.840</b>	177.2	9
32'43.466	20 <b>Fabio QUARTARARO</b>	FRA	YAMAHA	<b>1'59.750</b>	177.3	12
33'37.965	43 <b>Jack MILLER</b>	AUS	DUCATI	<b>1'59.288</b>	178.0	11

These data/results cannot be reproduced, stored and/or transmitted in whole or in part by any manner of electronic, mechanical, photocopying, recording, broadcasting or otherwise now known or herein after developed without the previous express consent by the copyright owner, except for reproduction in daily press and regular printed publications on sale to the public within 60 days of the event related to those data/results and always provided that copyright symbol appears together as follows below.

© DORNA, 2021

Official MotoGP Timing by TISSOT  
www.motogp.com

Silverstone, Saturday, August 28, 2021

