


5900 m.

**MONSTER ENERGY BRITISH GRAND PRIX****Free Practice Nr. 1****Classification****3**

	Rider	Nation	Team	Motorcycle	Time	Lap Total	Gap	Top Speed
1	93 <b>Marc MARQUEZ</b>	SPA	Repsol Honda Team	HONDA	<b>2'00.941</b>	14 16		<b>334.3</b>
2	41 <b>Aleix ESPARGARO</b>	SPA	Aprilia Racing Team Gresini	APRILIA	<b>2'01.191</b>	13 15	0.250 0.250	<b>329.2</b>
3	20 <b>Fabio QUARTARARO</b>	FRA	Monster Energy Yamaha MotoGP	YAMAHA	<b>2'01.301</b>	10 18	0.360 0.110	<b>328.2</b>
4	44 <b>Poi ESPARGARO</b>	SPA	Repsol Honda Team	HONDA	<b>2'01.336</b>	16 19	0.395 0.035	<b>334.3</b>
5	43 <b>Jack MILLER</b>	AUS	Ducati Lenovo Team	DUCATI	<b>2'01.409</b>	7 15	0.468 0.073	<b>335.4</b>
6	30 <b>Takaaki NAKAGAMI</b>	JPN	LCR Honda IDEMITSU	HONDA	<b>2'01.422</b>	15 17	0.481 0.013	<b>327.2</b>
7	42 <b>Alex RINS</b>	SPA	Team SUZUKI ECSTAR	SUZUKI	<b>2'01.596</b>	13 17	0.655 0.174	<b>330.2</b>
8	63 <b>Francesco BAGNAIA</b>	ITA	Ducati Lenovo Team	DUCATI	<b>2'01.783</b>	14 18	0.842 0.187	<b>333.3</b>
9	5 <b>Johann ZARCO</b>	FRA	Pramac Racing	DUCATI	<b>2'01.795</b>	6 15	0.854 0.012	<b>332.3</b>
10	73 <b>Alex MARQUEZ</b>	SPA	LCR Honda CASTROL	HONDA	<b>2'01.870</b>	13 15	0.929 0.075	<b>329.2</b>
11	9 <b>Danilo PETRUCCI</b>	ITA	Tech 3 KTM Factory Racing	KTM	<b>2'01.956</b>	12 16	1.015 0.086	<b>329.2</b>
12	35 <b>Cal CRUTCHLOW</b>	GBR	Monster Energy Yamaha MotoGP	YAMAHA	<b>2'01.966</b>	15 17	1.025 0.010	<b>329.2</b>
13	89 <b>Jorge MARTIN</b>	SPA	Pramac Racing	DUCATI	<b>2'02.102</b>	13 14	1.161 0.136	<b>330.2</b>
14	33 <b>Brad BINDER</b>	RSA	Red Bull KTM Factory Racing	KTM	<b>2'02.111</b>	13 18	1.170 0.009	<b>328.2</b>
15	36 <b>Joan MIR</b>	SPA	Team SUZUKI ECSTAR	SUZUKI	<b>2'02.219</b>	14 16	1.278 0.108	<b>329.2</b>
16	46 <b>Valentino ROSSI</b>	ITA	Petronas Yamaha SRT	YAMAHA	<b>2'02.334</b>	5 17	1.393 0.115	<b>327.2</b>
17	27 <b>Iker LECUONA</b>	SPA	Tech 3 KTM Factory Racing	KTM	<b>2'02.400</b>	14 18	1.459 0.066	<b>329.2</b>
18	23 <b>Enea BASTIANINI</b>	ITA	Avintia Esponsorama	DUCATI	<b>2'02.526</b>	14 15	1.585 0.126	<b>326.2</b>
19	88 <b>Miguel OLIVEIRA</b>	POR	Red Bull KTM Factory Racing	KTM	<b>2'02.620</b>	12 16	1.679 0.094	<b>328.2</b>
20	10 <b>Luca MARINI</b>	ITA	SKY VR46 Avintia	DUCATI	<b>2'03.196</b>	11 15	2.255 0.576	<b>327.2</b>
21	96 <b>Jake DIXON</b>	GBR	Petronas Yamaha SRT	YAMAHA	<b>2'03.939</b>	11 17	2.998 0.743	<b>320.4</b>
22	32 <b>Lorenzo SAVADORI</b>	ITA	Aprilia Racing Team Gresini	APRILIA	<b>2'07.699</b>	10 11	6.758 3.760	<b>318.5</b>

**Practice condition: Dry****Air: 14°****Humidity: 81%****Ground: 19°**

<b>Fastest Lap:</b>	Lap: 14	<b>Marc MARQUEZ</b>	<b>2'00.941</b>	175.6 Km/h
<b>Best Race Lap:</b>	2019	<b>Marc MARQUEZ</b>	<b>1'59.936</b>	177.0 Km/h
<b>All Time Lap Record:</b>	2019	<b>Marc MARQUEZ</b>	<b>1'58.168</b>	179.7 Km/h

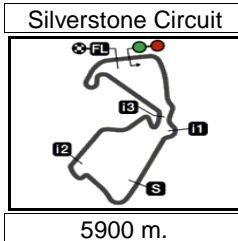
The results are provisional until the end of the limit for protest and appeals.

Time limit for protest expires 30' after publication of the results - ..... Time: .....

These data/results cannot be reproduced, stored and/or transmitted in whole or in part by any manner of electronic, mechanical, photocopying, recording, broadcasting or otherwise now known or herein after developed without the previous express consent by the copyright owner, except for reproduction in daily press and regular printed publications on sale to the public within 60 days of the event related to those data/results and always provided that copyright symbol appears together as follows below.

© DORNA, 2021

Official MotoGP Timing by **TISSOT**  
www.motogp.com**Silverstone, Friday, August 27, 2021**

**MONSTER ENERGY BRITISH GRAND PRIX****Free Practice Nr. 1****Top Speed & Average****4**

Rider	Nation	Motorcycle	Top 5 speeds					Average	Top
43 Jack MILLER	AUS	DUCATI	335.4	334.3	333.3	333.3	332.3	333.3	335.4
44 Pol ESPARGARO	SPA	HONDA	334.3	333.3	333.3	332.3	332.3	333.1	334.3
93 Marc MARQUEZ	SPA	HONDA	334.3	330.2	329.2	328.2	328.2	330.0	334.3
63 Francesco BAGNAIA	ITA	DUCATI	333.3	333.3	332.3	332.3	331.2	332.0	333.3
5 Johann ZARCO	FRA	DUCATI	332.3	332.3	331.2	330.2	330.2	331.2	332.3
42 Alex RINS	SPA	SUZUKI	330.2	329.2	329.2	327.2	326.2	327.8	330.2
89 Jorge MARTIN	SPA	DUCATI	330.2	330.2	328.2	326.2	324.3	327.8	330.2
9 Danilo PETRUCCI	ITA	KTM	329.2	328.2	328.2	328.2	326.2	328.0	329.2
27 Iker LECUONA	SPA	KTM	329.2	326.2	326.2	324.3	324.3	326.0	329.2
35 Cal CRUTCHLOW	GBR	YAMAHA	329.2	328.2	327.2	327.2	327.2	327.8	329.2
36 Joan MIR	SPA	SUZUKI	329.2	329.2	328.2	327.2	327.2	328.0	329.2
41 Aleix ESPARGARO	SPA	APRILIA	329.2	328.2	328.2	327.2	327.2	327.9	329.2
73 Alex MARQUEZ	SPA	HONDA	329.2	328.2	327.2	327.2	327.2	327.6	329.2
20 Fabio QUARTARARO	FRA	YAMAHA	328.2	328.2	327.2	327.2	327.2	327.6	328.2
33 Brad BINDER	RSA	KTM	328.2	328.2	327.2	327.2	327.2	327.6	328.2
88 Miguel OLIVEIRA	POR	KTM	328.2	328.2	326.2	326.2	325.3	326.6	328.2
10 Luca MARINI	ITA	DUCATI	327.2	326.2	325.3	324.3	324.3	325.5	327.2
30 Takaaki NAKAGAMI	JPN	HONDA	327.2	327.2	326.2	323.3	323.3	325.4	327.2
46 Valentino ROSSI	ITA	YAMAHA	327.2	326.2	325.3	325.3	324.3	325.4	327.2
23 Enea BASTIANINI	ITA	DUCATI	326.2	325.3	324.3	324.3	324.3	324.7	326.2
96 Jake DIXON	GBR	YAMAHA	320.4	318.5	318.5	318.5	317.6	318.4	320.4
32 Lorenzo SAVADORI	ITA	APRILIA	318.5	317.6	316.7	315.7	314.8	316.7	318.5

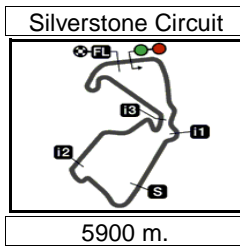
These data/results cannot be reproduced, stored and/or transmitted in whole or in part by any manner of electronic, mechanical, photocopying, recording, broadcasting or otherwise now known or herein after developed without the previous express consent by the copyright owner, except for reproduction in daily press and regular printed publications on sale to the public within 60 days of the event related to those data/results and always provided that copyright symbol appears together as follows below.

© DORNA, 2021

Official MotoGP Timing by TISSOT  
www.motogp.com



Silverstone, Friday, August 27, 2021



Results and timing service provided by TISSOT

MotoGP™

# MONSTER ENERGY BRITISH GRAND PRIX

## Free Practice Nr. 1

### Chronological Analysis of Performances

**5**

\* Lap / Sector time cancelled      **T1** Time from finish line to 1st intermed.      **T3** Time from 2nd intermed. to 3rd intermed.  
**P** Crossing the finish line in pit lane      **T2** Time from 1st intermed. to 2nd intermed.      **T4** Time from 3rd intermediate to finish line  
 \*\* Tyre data subject to further updates

Lap	Lap Time	T1	T2	T3	T4	Speed	Lap	Lap Time	T1	T2	T3	T4	Speed	
<b>1st</b>	<b>93</b>	<b>Marc MARQUEZ</b> HONDA SPA						13	<b>2'01.191</b>	23.743	<b>39.002</b>	27.784	<b>30.662</b>	<b>329.2</b>
		Repsol Honda Team						14	2'15.313	P <b>23.583</b>	38.965*	32.071*	40.694	328.2
		Runs=2 Total laps=16 Full laps=10						<b>Run # 3</b>	<b>Front Tyre Slick-Soft</b>		<b>Rear Tyre Slick-Medium</b>			
									<b>14 Laps at start</b>		<b>14 Laps at start</b>			
								15	10'10.208	P 19.949	41.345	29.334	31.427	313.0
<b>2nd</b>	<b>41</b>	<b>Alex ESPARGARO</b> APRILIA SPA						<b>3rd</b>	<b>20</b>	<b>Fabio QUARTARARO</b> YAMAHA FRA				
		Aprilia Racing Team Gresini								Monster Energy Yamaha MotoGP				
		Runs=2 Total laps=15 Full laps=10								Runs=2 Total laps=18 Full laps=12				
								<b>Run # 1</b>	<b>Front Tyre Slick-Soft</b>		<b>Rear Tyre Slick-Medium</b>			
									<b>New Tyre</b>		<b>New Tyre</b>			
								1	3'37.518	21.686	42.954	29.292	31.956	310.3
								2	<b>2'03.147</b>	24.409	39.447	28.202	31.089	325.3
								3	<b>2'02.646</b>	24.125	39.324	28.056	31.141	325.3
								4	<b>2'02.581</b>	23.934	39.498	27.926	31.223	324.3
								5	<b>2'01.887</b>	23.807	39.168	27.825	31.087	326.2
								6	<b>2'01.320</b>	23.756	38.999	<b>27.727</b>	30.838	327.2
								7	<b>2'10.668</b>	30.009	40.799	28.680	31.180	324.3
								8	<b>2'01.906</b>	23.708	39.288	28.013	30.897	326.2
								9	2'03.907 *	23.622	<b>38.872</b>	29.941*	31.472	<b>328.2</b>
								10	<b>2'01.301</b>	23.683	38.999	27.804	30.815	327.2
								11	2'17.522	P 26.312	40.316	29.393	41.501	324.3
								<b>Run # 2</b>	<b>Front Tyre Slick-Soft</b>		<b>Rear Tyre Slick-Medium</b>			
									<b>11 Laps at start</b>		<b>11 Laps at start</b>			
								12	9'18.090	21.601	41.610	28.860	31.525	307.6
								13	<b>2'03.167</b>	24.463	39.245	28.034	31.425	324.3
								14	<b>2'01.509</b>	23.589	39.158	27.865	30.897	325.3
								15	<b>2'06.249</b>	23.683	39.011	28.026	35.529	326.2
								16	<b>2'01.314</b>	23.602	39.060	27.919	<b>30.733</b>	327.2
								17	2'24.191	P <b>23.564</b>	38.934	32.557*	49.136	328.2
								<b>Run # 3</b>	<b>Front Tyre Slick-Soft</b>		<b>Rear Tyre Slick-Medium</b>			
									<b>17 Laps at start</b>		<b>17 Laps at start</b>			
								18	11'14.331	P 23.156	41.937	29.417	35.468	318.5
<b>4th</b>	<b>44</b>	<b>Poi ESPARGARO</b> HONDA SPA						<b>4th</b>	<b>44</b>	<b>Poi ESPARGARO</b> HONDA SPA				
		Repsol Honda Team								Repsol Honda Team				
		Runs=2 Total laps=19 Full laps=12								Runs=2 Total laps=19 Full laps=12				
								<b>Run # 1</b>	<b>Front Tyre Slick-Soft</b>		<b>Rear Tyre Slick-Medium</b>			
									<b>New Tyre</b>		<b>New Tyre</b>			
								1	2'32.085	21.401	42.388	29.502	32.124	286.4
								2	<b>2'05.588</b>	24.786	40.177	28.682	31.943	303.3
								3	<b>2'05.241</b>	24.600	39.948	29.098	31.595	311.2
								4	<b>2'02.538</b>	23.951	39.438	28.000	31.149	328.2
								5	<b>2'02.383</b>	23.804	39.420	27.898	31.261	326.2
								6	2'08.707 *	28.359*	41.237	27.962	31.149	313.0

**Fastest Lap:** Marc MARQUEZ Repsol Honda Team SPA **2'00.941** 23.764 38.778 27.679 30.720

These data/results cannot be reproduced, stored and/or transmitted in whole or in part by any manner of electronic, mechanical, photocopying, recording, broadcasting or otherwise now known or herein after developed without the previous express consent by the copyright owner, except for reproduction in daily press and regular printed publications on sale to the public within 60 days of the event related to those data/results and always provided that copyright symbol appears together as follows below.  
 © DORNA, 2021



# Free Practice Nr. 1

MotoGP

Lap	Lap Time	T1	T2	T3	T4	Speed	Lap	Lap Time	T1	T2	T3	T4	Speed		
7	2'01.471	23.750	38.992	27.791	30.938	334.3	Run # 2	Front Tyre Slick-Soft	Rear Tyre Slick-Medium						
8	2'16.941 P	26.609	41.111*	29.800	39.421	300.0	10 Laps at start			10 Laps at start					
Run # 2	Front Tyre Slick-Soft	Rear Tyre Slick-Medium													
8 Laps at start		8 Laps at start													
9	8'33.328	20.005	41.263	28.968	31.590	301.6	11	12'03.608	26.276	42.701	29.100	31.585	300.8		
10	2'04.701	24.008	41.206	28.359	31.128	330.2	12	2'02.334	24.154	39.445	27.965	30.770	322.3		
11	2'02.479	23.993	39.210	28.116	31.160	331.2	13	2'02.352	24.137	39.236	27.992	30.987	314.8		
12	2'04.226	23.949	40.463	28.266	31.548	333.3	14	2'02.084	24.269	39.186	27.908	30.721	311.2		
13	2'02.919	23.997	39.242	28.111	31.569	332.3	15	2'01.422	23.711	39.001	28.077	30.633	327.2		
14	2'01.789	23.784	39.030	27.954	31.021	332.3	16	2'18.654 P	23.568	39.425*	31.080*	44.581	320.4		
15	2'01.742	23.633	39.018	27.940	31.151	333.3	Run # 3	Front Tyre Slick-Soft	Rear Tyre Slick-Medium						
16	2'01.336	23.714	39.017	27.776	30.829	331.2	16 Laps at start			16 Laps at start					
17	2'11.753 *	25.958*	40.283*	29.308	36.204	322.3	17	10'28.899 P	23.497	42.535	29.725	35.261	284.2		
18	2'26.109 P	27.919*	42.540*	33.058*	42.592	314.8							<b>7th 42 Alex RINS</b>	SUZUKI	SPA
Run # 3	Front Tyre Slick-Soft	Rear Tyre Slick-Medium													
18 Laps at start		18 Laps at start													
19	9'43.478 P	20.474	42.735	29.796	32.980	291.1	Runs=3 Total laps=17 Full laps=10								
Run # 1	Front Tyre Slick-Soft	Rear Tyre Slick-Medium													
New Tyre		New Tyre													
1	2'30.940	21.011	42.098	30.121	32.462	305.9							<b>5th 43 Jack MILLER</b>	DUCATI	AUS
2	2'06.188	24.885	40.324	28.941	32.038	312.1	Runs=2 Total laps=15 Full laps=10						Ducati Lenovo Team		
3	2'03.994	24.412	39.836	28.418	31.328	326.2	Run # 1	Front Tyre Slick-Soft	Rear Tyre Slick-Medium						
4	2'02.774	24.092	39.425	28.211	31.046	326.2	New Tyre		New Tyre						
5	2'07.779	25.962	41.822	28.774	31.221	321.4	1	2'30.940	21.011	42.098	30.121	32.462	305.9		
6	2'02.575	24.203	39.463	28.117	30.792	326.2	2	2'06.188	24.885	40.324	28.941	32.038	312.1		
7	2'19.194 P	28.745	40.184	29.294	40.971	321.4	3	2'03.994	24.412	39.836	28.418	31.328	326.2		
Run # 2	Front Tyre Slick-Soft	Rear Tyre Slick-Medium													
7 Laps at start		7 Laps at start													
8	7'47.616	21.061	40.383	28.820	31.364	321.4	4	2'02.774	24.092	39.425	28.211	31.046	326.2		
9	2'03.160	23.966	39.997	28.029	31.168	320.4	5	2'07.779	25.962	41.822	28.774	31.221	321.4		
10	2'01.798	23.828	39.107	27.879	30.984	329.2	6	2'02.575	24.203	39.463	28.117	30.792	326.2		
11	2'01.690	23.828	39.050	27.907	30.905	329.2	7	2'19.194 P	28.745	40.184	29.294	40.971	321.4		
12	2'04.394	25.399	39.524	28.427	31.044	324.3	Run # 2	Front Tyre Slick-Soft	Rear Tyre Slick-Medium						
13	2'01.596	23.781	39.045	27.903	30.867	330.2	New Tyre		New Tyre						
14	2'19.313 P	28.230	43.121	28.992	38.970	240.0	1	2'30.940	21.011	42.098	30.121	32.462	305.9		
Run # 3	Front Tyre Slick-Soft	Rear Tyre Slick-Medium													
New Tyre		New Tyre													
15	6'16.800	21.758	40.871	28.603	31.191	305.9	2	2'06.188	24.885	40.324	28.941	32.038	312.1		
16	2'19.136 P	23.627	38.860	31.638*	45.011	327.2	3	2'03.994	24.412	39.836	28.418	31.328	326.2		
Run # 4	Front Tyre Slick-Soft	Rear Tyre Slick-Medium													
14 Laps at start		14 Laps at start													
17	10'30.468 P	23.804	42.798	29.778	32.797	295.0	4	2'02.774	24.092	39.425	28.211	31.046	326.2		
						<b>6th 30 Takaaki NAKAGAMI</b>							DUCATI	ITA	
			LCR Honda IDEMITSU			HONDA			JPN						
			Runs=2 Total laps=17 Full laps=10												
Run # 1	Front Tyre Slick-Soft	Rear Tyre Slick-Medium													
New Tyre		New Tyre													
1	2'42.091	23.025	44.500	30.802	32.744	266.6	Run # 1	Front Tyre Slick-Soft	Rear Tyre Slick-Medium						
2	2'06.750	25.088	40.588	29.223	31.851	294.2	New Tyre		New Tyre						
3	2'04.924	24.801	40.243	28.621	31.259	312.1	1	2'41.647	22.562	43.112	30.436	33.052	284.9		
4	2'03.354	24.232	39.395	28.367	31.360	320.4	2	2'06.859	25.189	40.634	29.043	31.993	318.5		
5	2'03.021	24.094	39.843	28.094	30.990	326.2	3	2'06.242	24.689	40.405	29.388	31.760	326.2		
6	2'02.179	24.048	39.265	27.898	30.968	323.3	4	2'03.891	24.477	39.502	28.313	31.599	331.2		
7	2'16.701 *	27.719*	40.673*	30.986	37.323	300.8	5	2'03.669	24.436	39.615	28.190	31.428	332.3		
8	2'03.624	24.485	39.710	28.494	30.935	319.5	6	2'02.316	24.082	39.176	27.968	31.090	333.3		
9	2'01.304 *	23.792	39.069	27.848*	30.595	327.2	7	2'02.054	23.936	38.969	27.974	31.175	332.3		
10	2'16.628 P	27.031	40.154	29.907	39.536	323.3	8	2'09.068	29.679	40.013	28.306	31.070	323.3		
						<b>8th 63 Francesco BAGNAIA</b>							DUCATI	ITA	
			Runs=2 Total laps=18 Full laps=12												
Run # 1	Front Tyre Slick-Soft	Rear Tyre Slick-Medium													
New Tyre		New Tyre													
1	2'41.647	22.562	43.112	30.436	33.052	284.9	Run # 1	Front Tyre Slick-Soft	Rear Tyre Slick-Medium						
2	2'06.859	25.189	40.634	29.043	31.993	318.5	New Tyre		New Tyre						
3	2'06.242	24.689	40.405	29.388	31.760	326.2	1	2'41.647	22.562	43.112	30.436	33.052	284.9		
4	2'03.891	24.477	39.502	28.313	31.599	331.2	2	2'06.859	25.189	40.634	29.043	31.993	318.5		
5	2'03.669	24.436	39.615	28.190	31.428	332.3	3	2'06.242	24.689	40.405	29.388	31.760	326.2		
6	2'02.316	24.082	39.176	27.968	31.090	333.3	4	2'03.891	24.477	39.502	28.313	31.599	331.2		
7	2'02.054	23.936	38.969	27.974	31.175	332.3	5	2'03.669	24.436	39.615	28.190	31.428	332.3		
8	2'09.068	29.679	40.013	28.306	31.070	323.3	6	2'02.316	24.082	39.176	27.968	31.090	333.3		
9	2'04.283 *	23.729	39.247	29.321*	31.986	330.2	7	2'02.054	23.936	38.969	27.974	31.175	332.3		
10	2'16.452 P	27.786*	40.502*	29.074	39.090	305.9	8	2'09.068	29.679	40.013	28.306	31.070	323.3		
						<b>Fastest Lap:</b> Marc MARQUEZ	Repsol Honda Team SPA 2'00.941 23.764 38.778 27.679 30.720								

These data/results cannot be reproduced, stored and/or transmitted in whole or in part by any manner of electronic, mechanical, photocopying, recording, broadcasting or otherwise now known or herein after developed without the previous express consent by the copyright owner, except for reproduction in daily press and regular printed publications on sale to the public within 60 days of the event related to those data/results and always provided that copyright symbol appears together as follows below.  
© DORNA, 2021

Official MotoGP Timing by TISSOT  
www.motogp.com

Silverstone, Friday, August 27, 2021

Page 2 of 6



# Free Practice Nr. 1

# MotoGP

Lap	Lap Time	T1	T2	T3	T4	Speed	Lap	Lap Time	T1	T2	T3	T4	Speed	
<b>Run # 2</b>	<i>Front Tyre</i>	<b>Slick-Soft</b>	<i>Rear Tyre</i>	<b>Slick-Medium</b>										
		10 Laps at start			10 Laps at start									
11	10'57.508	21.807	40.702	28.839	31.649	320.4	11	<b>2'02.296</b>	23.923	39.260	28.223	30.890	328.2	
12	<b>2'03.325</b>	24.132	39.237	28.653	31.303	331.2	12	<b>2'02.723</b>	24.144	39.365	28.262	30.952	327.2	
13	<b>2'01.884</b>	23.844	39.078	27.901	31.061	331.2	13	<b>2'01.870</b>	23.846	39.150	28.154	<b>30.720</b>	327.2	
14	<b>2'01.783</b>	23.834	39.165	<b>27.869</b>	<b>30.915</b>	331.2	14	2'17.712 P	<b>23.826</b>	<b>39.098</b>	30.811*	43.977	<b>329.2</b>	
15	<b>2'02.263</b>	23.935	39.118	27.991	31.219	333.3	<b>Run # 3</b> <i>Front Tyre</i> <b>Slick-Soft</b> <i>Rear Tyre</i> <b>Slick-Medium</b>							
16	<b>2'11.738</b>	28.896	41.166	29.460	32.216	312.1			6 Laps at start			8 Laps at start		
17	2'43.001 P	34.039*	50.296*	34.672*	43.994	261.5								
<b>Run # 3</b>		<i>Front Tyre</i>	<b>Slick-Soft</b>	<i>Rear Tyre</i>	<b>Slick-Medium</b>									
		17 Laps at start			17 Laps at start									
18	9'10.921 P	22.906	41.176	29.200	32.016	315.7								
<b>9th</b>	<b>5</b>	<b>Johann ZARCO</b>			DUCATI	FRA								
		Pramac Racing												
		Runs=3			Total laps=15		Full laps=9							
<b>Run # 1</b>	<i>Front Tyre</i>	<b>Slick-Soft</b>	<i>Rear Tyre</i>	<b>Slick-Medium</b>										
		New Tyre			New Tyre									
1	2'42.604	22.699	43.805	30.317	32.771	278.3	1	2'29.549	21.444	41.938	30.046	32.132	321.4	
2	<b>2'06.058</b>	25.106	40.268	28.818	31.866	307.6	2	<b>2'05.586</b>	24.974	40.281	28.809	31.522	323.3	
3	<b>2'04.727</b>	24.732	40.284	28.563	31.148	324.3	3	<b>2'08.609</b>	27.839	39.984	28.917	31.869	328.2	
4	<b>2'03.224</b>	24.287	39.357	28.270	31.310	328.2	4	<b>2'03.229</b>	24.257	39.639	28.283	31.050	324.3	
5	2'07.537 *	27.005*	40.914	28.391	31.227	304.2	5	<b>2'03.734</b>	24.091	39.781	28.533	31.329	326.2	
6	<b>2'01.795</b>	24.121	<b>39.037</b>	<b>27.821</b>	<b>30.816</b>	330.2	6	<b>2'03.265</b>	24.248	39.659	28.234	31.124	325.3	
7	<b>2'01.910</b>	23.918	39.118	27.937	30.937	329.2	7	2'20.326 P	29.149	40.363	29.446	41.368	323.3	
8	2'23.944 P	24.067	39.564	35.616	44.697	331.2	<b>Run # 2</b> <i>Front Tyre</i> <b>Slick-Soft</b> <i>Rear Tyre</i> <b>Slick-Medium</b>							
		8 Laps at start			8 Laps at start									
9	11'23.711	22.782	42.096	29.637	32.109	294.2	8	9'52.702	21.171	39.844	28.843	31.166	325.3	
10	<b>2'04.390</b>	24.876	39.789	28.407	31.318	324.3	9	<b>2'05.650</b>	24.166	40.022	28.760	32.702	<b>329.2</b>	
11	<b>2'02.192</b>	24.108	39.062	28.074	30.948	330.2	10	<b>2'02.502</b>	24.006	39.302	28.261	30.933	328.2	
12	<b>2'02.266</b>	<b>23.888</b>	39.260	28.069	31.049	<b>332.3</b>	11	<b>2'02.765</b>	24.099	39.402	28.250	31.014	325.3	
13	<b>2'06.470</b>	24.015	39.234	30.908	32.313	332.3	12	<b>2'01.956</b>	<b>23.877</b>	<b>39.256</b>	<b>28.055</b>	<b>30.768</b>	328.2	
14	2'13.631 P	24.079	39.859	31.232	38.461	325.3	13	2'14.482 P	24.023	39.472	28.690	42.297	324.3	
<b>Run # 3</b>		<i>Front Tyre</i>	<b>Slick-Soft</b>	<i>Rear Tyre</i>	<b>Slick-Medium</b>									
		14 Laps at start			14 Laps at start									
15	5'55.429 P	22.278	48.830*	34.508*	43.353	235.8	<b>Run # 3</b> <i>Front Tyre</i> <b>Slick-Soft</b> <i>Rear Tyre</i> <b>Slick-Medium</b>							
		13 Laps at start			13 Laps at start									
14	5'36.710	21.069	40.200	29.825	31.417	323.3	<b>Run # 4</b> <i>Front Tyre</i> <b>Slick-Soft</b> <i>Rear Tyre</i> <b>Slick-Medium</b>							
15	2'18.655 P	23.943	39.489	29.453*	45.770	324.3			15 Laps at start			15 Laps at start		
16	11'22.713 P	24.170	40.698	29.378	31.704	321.4								
<b>12th</b>	<b>35</b>	<b>Cal CRUTCHLOW</b>			YAMAHA	GBR								
		Monster Energy Yamaha MotoGP												
		Runs=2			Total laps=17		Full laps=11							
<b>Run # 1</b>	<i>Front Tyre</i>	<b>Slick-Soft</b>	<i>Rear Tyre</i>	<b>Slick-Medium</b>										
		New Tyre			New Tyre									
1	2'49.930	26.940	45.999	30.952	33.256	264.7	1	2'49.930	26.940	45.999	30.952	33.256	264.7	
2	<b>2'07.537</b>	25.696	41.013	29.037	31.791	320.4	2	<b>2'07.537</b>	25.696	41.013	29.037	31.791	320.4	
3	<b>2'05.736</b>	24.838	40.677	28.823	31.398	319.5	3	<b>2'05.736</b>	24.838	40.677	28.823	31.398	319.5	
4	<b>2'04.317</b>	24.450	40.090	28.399	31.378	324.3	4	<b>2'04.317</b>	24.450	40.090	28.399	31.378	324.3	
5	2'08.149 *	25.682	40.875*	29.000	32.592	312.1	5	2'08.149 *	25.682	40.875*	29.000	32.592	312.1	
6	<b>2'04.271</b>	24.568	40.017	28.416	31.270	325.3	6	<b>2'04.271</b>	24.568	40.017	28.416	31.270	325.3	
7	2'23.163 P	29.410	42.419	31.250	40.084	305.9	7	2'23.163 P	29.410	42.419	31.250	40.084	305.9	
<b>Run # 2</b>		<i>Front Tyre</i>	<b>Slick-Soft</b>	<i>Rear Tyre</i>	<b>Slick-Medium</b>									
		7 Laps at start			7 Laps at start									
8	12'31.726	23.639	43.869	29.627	32.570	284.9	8	12'31.726	23.639	43.869	29.627	32.570	284.9	
9	<b>2'04.212</b>	24.627	40.141	28.485	30.959	323.3	9	<b>2'04.212</b>	24.627	40.141	28.485	30.959	323.3	
10	<b>2'02.649</b>	24.111	39.429	28.064	31.045	327.2	10	<b>2'02.649</b>	24.111	39.429	28.064	31.045	327.2	
11	<b>2'02.382</b>	24.155	39.352	<b>27.910</b>	30.965	327.2	11	<b>2'02.382</b>	24.155	39.352	<b>27.910</b>	30.965	327.2	
12	<b>2'09.255</b>	24.140	43.806	29.458	31.851	328.2	12	<b>2'09.255</b>	24.140	43.806	29.458	31.851	328.2	
13	<b>2'03.536</b>	24.122	39.366	28.280	31.768	327.2	13	<b>2'03.536</b>	24.122	39.366	28.280	31.768	327.2	

**Fastest Lap:** Marc MARQUEZ Repsol Honda Team SPA **2'00.941** 23.764 38.778 27.679 30.720

These data/results cannot be reproduced, stored and/or transmitted in whole or in part by any manner of electronic, mechanical, photocopying, recording, broadcasting or otherwise now known or herein after developed without the previous express consent by the copyright owner, except for reproduction in daily press and regular printed publications on sale to the public within 60 days of the event related to those data/results and always provided that copyright symbol appears together as follows below.  
© DORNA, 2021

Official MotoGP Timing by TISSOT  
www.motogp.com

Silverstone, Friday, August 27, 2021

Page 3 of 6



# Free Practice Nr. 1

# MotoGP

Lap	Lap Time	T1	T2	T3	T4	Speed	Lap	Lap Time	T1	T2	T3	T4	Speed
14	2'07.852	25.854	42.129	28.030	31.839	312.1	Run # 3	Front Tyre Slick-Soft	Rear Tyre Slick-Medium				
15	2'01.966	24.019	39.081	27.987	30.879	329.2	17 Laps at start			17 Laps at start			
16	2'35.037	P 33.548*	42.946*	33.946*	44.597	287.2	16 Laps at start			16 Laps at start			
17	9'51.653	P 32.121	48.828	32.716	36.597	259.6	unfinished			305.0			
<b>13th</b>	<b>89</b>	<b>Jorge MARTIN</b>		DUCATI	SPA								
		Pramac Racing		Runs=3 Total laps=15 Full laps=9									
Run # 1	Front Tyre Slick-Soft	Rear Tyre Slick-Medium	New Tyre		New Tyre								
1	2'30.605	21.266	44.058	30.274	34.359	293.4							
2	2'06.803	24.925	41.032	28.846	32.000	311.2							
3	2'05.695	25.032	40.160	28.902	31.601	307.6							
4	2'03.460	24.135	39.756	28.290	31.279	323.3							
5	2'05.720	24.155	39.981	30.386	31.198	305.9							
6	2'02.390	23.899	39.537	28.094	30.860	324.3							
7	2'20.072	P 24.459	42.202	32.347	41.064	233.2							
Run # 2	Front Tyre Slick-Soft	Rear Tyre Slick-Medium	7 Laps at start		7 Laps at start								
8	9'02.818	22.668	42.077	28.976	31.519	313.9							
9	2'03.455	24.019	39.867	28.377	31.192	326.2							
10	2'02.974	24.045	39.702	28.045	31.182	328.2							
11	2'02.399	23.771	39.596	28.066	30.966	330.2							
12	2'08.314	* 28.429	39.687*	28.435	31.763	310.3							
13	2'02.102	23.864	39.283	28.064	30.891	330.2							
14	2'16.703	P 23.853	42.322	30.132	40.396	233.7							
Run # 3	Front Tyre Slick-Soft	Rear Tyre Slick-Medium	14 Laps at start		14 Laps at start								
		29.758	45.277										
<b>14th</b>	<b>33</b>	<b>Brad BINDER</b>		KTM	RSA								
		Red Bull KTM Factory Racing		Runs=2 Total laps=18 Full laps=11									
Run # 1	Front Tyre Slick-Soft	Rear Tyre Slick-Medium	New Tyre		New Tyre								
1	2'48.610	26.218	44.060	30.648	33.456	256.5							
2	2'07.268	25.453	40.824	29.118	31.873	307.6							
3	2'08.670	28.069	40.247	28.976	31.378	325.3							
4	2'03.810	24.542	39.699	28.283	31.286	317.6							
5	2'04.511	24.673	39.828	28.588	31.422	326.2							
6	2'03.405	24.375	39.645	28.324	31.061	325.3							
7	2'02.563	24.187	39.335	28.091	30.950	328.2							
8	2'13.120	* 29.699*	40.828	31.556	31.037	313.0							
9	2'14.109	P 24.586	39.680	29.153*	40.690	320.4							
Run # 2	Front Tyre Slick-Soft	Rear Tyre Slick-Medium	9 Laps at start		9 Laps at start								
10	9'10.647	24.807	42.389	30.111	31.944	289.5							
11	2'04.573	24.676	40.101	28.420	31.376	320.4							
12	2'02.192	23.888	39.194	28.256	30.854	327.2							
13	2'02.111	23.944	39.188	28.041	30.938	326.2							
14	2'02.125	23.838	39.275	28.072	30.940	327.2							
15	2'13.234	* 28.643*	39.736	28.606	36.249	323.3							
16	2'02.542	24.116	39.303	28.092	31.031	327.2							
17	2'22.036	P 23.859	39.148	33.810*	45.219	328.2							
<b>15th</b>	<b>36</b>	<b>Joan MIR</b>		SUZUKI	SPA								
		Team SUZUKI ECSTAR		Runs=3 Total laps=16 Full laps=9									
Run # 1	Front Tyre Slick-Soft	Rear Tyre Slick-Medium	New Tyre		New Tyre								
1	2'43.044	22.665	43.933	30.353	32.754	269.3							
2	2'07.318	25.625	41.081	28.782	31.830	287.2							
3	2'04.968	24.895	40.178	28.406	31.489	313.0							
4	2'04.246	24.711	39.879	28.261	31.395	307.6							
5	2'03.180	24.382	39.746	27.963	31.089	313.9							
6	2'02.476	24.199	39.467	27.942	30.868	327.2							
7	2'03.509	24.154	39.922	28.274	31.159	326.2							
8	2'15.247	P 24.135	39.404	29.861	41.847	322.3							
Run # 2	Front Tyre Slick-Soft	Rear Tyre Slick-Medium	8 Laps at start		8 Laps at start								
9	7'42.709	20.958	41.777	28.893	31.321	302.5							
10	2'05.543	24.171	40.989	28.863	31.520	329.2							
11	2'02.765	23.887	39.450	28.318	31.110	329.2							
12	2'17.313	P 27.759	39.560	28.206	41.788	327.2							
Run # 3	Front Tyre Slick-Soft	Rear Tyre Slick-Medium	12 Laps at start		12 Laps at start								
13	8'17.053	20.483	40.520	28.708	31.262	315.7							
14	2'02.219	24.047	39.201	28.131	30.840	328.2							
15	2'18.047	P 23.875	39.183	30.624*	44.365	327.2							
Run # 4	Front Tyre Slick-Soft	Rear Tyre Slick-Medium	15 Laps at start		15 Laps at start								
16	10'29.912	P 20.698	40.943	28.885	32.467	304.2							
<b>16th</b>	<b>46</b>	<b>Valentino ROSSI</b>		YAMAHA	ITA								
		Petronas Yamaha SRT		Runs=3 Total laps=17 Full laps=6									
Run # 1	Front Tyre Slick-Soft	Rear Tyre Slick-Medium	New Tyre		New Tyre								
1	2'48.716	21.904	43.782	30.709	33.332	274.1							
2	2'07.334	* 25.692	40.759	29.055	31.828*	306.8							
3	2'04.910	* 24.677*	40.035	28.622	31.576	320.4							
4	2'03.358	24.323	39.643	28.090	31.302	322.3							
5	2'02.334	24.031	39.316	27.966	31.021	327.2							
6	2'14.561	P 24.743	40.413	29.641	39.764	316.7							
Run # 2	Front Tyre Slick-Soft	Rear Tyre Slick-Medium	6 Laps at start		6 Laps at start								
7	7'25.587	21.879	40.941	29.614	31.513	317.6							
8	2'03.961	24.194	39.806	28.635	31.326	322.3							
9	2'03.523	24.313	39.688	28.255	31.267	311.2							
10	2'06.518	* 24.727	41.447	28.905	31.439*	303.3							
11	2'02.578	* 24.127*	39.255	28.173	31.023	324.3							
12	2'12.930	23.875	43.324	34.144	31.587	325.3							
13	2'10.395	P 24.046	39.313	27.987	39.049	326.2							
Run # 3	Front Tyre Slick-Soft	Rear Tyre Slick-Medium	13 Laps at start		13 Laps at start								
14	5'58.675	20.737	40.863	29.458	31.344	317.6							
15	2'02.724	24.079	39.469	28.000	31.176	324.3							

**Fastest Lap:** Marc MARQUEZ Repsol Honda Team SPA 2'00.941 23.764 38.778 27.679 30.720

These data/results cannot be reproduced, stored and/or transmitted in whole or in part by any manner of electronic, mechanical, photocopying, recording, broadcasting or otherwise now known or herein after developed without the previous express consent by the copyright owner, except for reproduction in daily press and regular printed publications on sale to the public within 60 days of the event related to those data/results and always provided that copyright symbol appears together as follows below.  
© DORNA, 2021

Official MotoGP Timing by TISSOT  
www.motogp.com

Silverstone, Friday, August 27, 2021

Page 4 of 6



# Free Practice Nr. 1

# MotoGP

Lap	Lap Time	T1	T2	T3	T4	Speed
16	2'22.091 P	23.881	39.262	28.207*	50.741	325.3
<b>Run # 4</b>	<b>Front Tyre</b>	<b>Slick-Soft</b>		<b>Rear Tyre</b>	<b>Slick-Medium</b>	
		16 Laps at start		16 Laps at start		
17	11'20.488 P	22.521	42.828	30.228	33.330	304.2

**17th 27** **Iker LECUONA** KTM SPA  
Tech 3 KTM Factory Racing  
Runs=2 Total laps=18 Full laps=11

Run #	Front Tyre	Slick-Soft	Rear Tyre	Slick-Medium	Speed
	New Tyre		New Tyre		
1	2'40.548	21.998	43.062	30.929	33.426 281.9
2	<b>2'07.529</b>	25.186	40.811	29.355	32.177 306.8
3	<b>2'06.755</b>	25.993	40.031	29.003	31.728 306.8
4	<b>2'04.005</b>	24.676	39.680	28.212	31.437 307.6
5	<b>2'03.649</b>	24.448	39.662	28.171	31.368 308.5
6	2'05.549 *	26.484*	39.727	28.140	31.198 323.3
7	<b>2'02.714</b>	24.257	39.209	28.256	30.992 323.3
8	<b>2'03.568</b>	24.422	39.548	28.362	31.236 312.1
9	2'12.900 P	24.000	39.385	30.171*	39.344 326.2

Run #	Front Tyre	Slick-Soft	Rear Tyre	Slick-Medium	Speed
	9 Laps at start		9 Laps at start		
10	9'28.519	22.946	41.983	29.692	32.181 284.9
11	<b>2'03.448</b>	24.356	39.609	28.306	31.177 324.3
12	<b>2'03.020</b>	24.094	39.468	28.264	31.194 324.3
13	<b>2'02.434</b>	24.069	39.198	<b>28.112</b>	31.055 326.2
14	<b>2'02.400</b>	23.929	39.215	28.199	31.057 <b>329.2</b>
15	2'14.220 *	29.834*	39.728*	28.560	36.098 310.3
16	<b>2'02.537</b>	24.033	39.433	28.115	<b>30.956</b> 305.9
17	2'19.127 P	<b>23.828</b>	<b>39.102</b>	30.447	45.750 323.3

**Run # 3** Front Tyre Slick-Soft Rear Tyre Slick-Medium  
17 Laps at start 17 Laps at start

18 11'07.753 P 22.399 40.993 29.018 31.588 299.1

**18th 23** **Enea BASTIANINI** DUCATI ITA  
Avintia Esponsorama  
Runs=2 Total laps=15 Full laps=11

Run #	Front Tyre	Slick-Soft	Rear Tyre	Slick-Medium	Speed
	New Tyre		New Tyre		
1	2'42.024	23.006	45.554	30.956	33.590 256.5
2	<b>2'07.429</b>	25.357	41.038	28.990	32.044 294.2
3	<b>2'05.621</b>	24.930	40.350	28.699	31.642 314.8
4	<b>2'04.829</b>	24.551	39.911	28.779	31.588 307.6
5	<b>2'04.068</b>	24.447	39.966	28.266	31.389 312.1
6	<b>2'03.740</b>	24.544	39.510	28.355	31.331 324.3
7	<b>2'02.981</b>	24.153	39.383	28.263	31.182 324.3
8	<b>2'06.777</b>	23.999	39.636	31.434	31.708 <b>326.2</b>
9	2'12.630 P	24.052	39.514	29.533*	39.531 324.3

Run #	Front Tyre	Slick-Soft	Rear Tyre	Slick-Medium	Speed
	9 Laps at start		9 Laps at start		
10	13'48.868	22.656	41.277	28.593	31.483 313.9
11	<b>2'03.501</b>	24.544	39.532	<b>28.185</b>	31.240 325.3
12	<b>2'02.866</b>	23.993	39.454	28.281	31.138 324.3
13	<b>2'02.718</b>	24.089	<b>39.355</b>	28.240	31.034 324.3
14	<b>2'02.526</b>	<b>23.961</b>	39.389	28.196	<b>30.980</b> 322.3
15	2'17.959 P	25.453	41.088	28.553*	42.865 323.3

**19th 88** **Miguel OLIVEIRA** KTM POR  
Red Bull KTM Factory Racing  
Runs=3 Total laps=16 Full laps=8

Run #	Front Tyre	Slick-Soft	Rear Tyre	Slick-Medium	Speed
	New Tyre		New Tyre		
1	2'55.864	27.234	44.460	30.674	33.067 249.4
2	2'17.105 P	25.841	41.249	29.390	40.625 299.1

Run #	Front Tyre	Slick-Soft	Rear Tyre	Slick-Medium	Speed
	2 Laps at start		2 Laps at start		
3	8'33.076	21.551	42.599	29.513	32.346 274.8
4	<b>2'05.607</b>	24.659	40.775	28.626	31.547 314.8
5	<b>2'04.460</b>	24.346	40.197	28.363	31.554 322.3
6	2'03.768 *	24.304	39.785	28.393*	31.286 326.2
7	<b>2'03.398</b>	24.250	39.681	28.317	31.150 323.3
8	2'15.644 P	27.989	40.398	28.970	38.287 314.8

Run #	Front Tyre	Slick-Soft	Rear Tyre	Slick-Medium	Speed
	8 Laps at start		8 Laps at start		
9	7'48.725	21.208	40.891	28.843	31.453 307.6
10	<b>2'03.431</b>	24.330	39.688	28.341	31.072 326.2
11	<b>2'02.840</b>	24.211	39.507	28.155	<b>30.967</b> 325.3
12	<b>2'02.620</b>	<b>24.093</b>	39.456	<b>28.029</b>	31.042 <b>328.2</b>
13	<b>2'02.622</b>	24.112	<b>39.313</b>	28.098	31.099 328.2
14	<b>2'03.004</b>	24.143	39.398	28.113	31.350 325.3
15	2'29.440 P	30.203*	45.023*	33.173*	41.041 284.2

Run #	Front Tyre	Slick-Soft	Rear Tyre	Slick-Medium	Speed
	15 Laps at start		15 Laps at start		
16	9'42.477 P	22.264	42.570	30.190	32.568 288.0

**20th 10** **Luca MARINI** DUCATI ITA  
SKY VR46 Avintia  
Runs=3 Total laps=15 Full laps=9

Run #	Front Tyre	Slick-Soft	Rear Tyre	Slick-Medium	Speed
	New Tyre		New Tyre		
1	2'42.486	23.521	44.999	30.773	33.424 253.5
2	<b>2'09.348</b>	26.007	41.478	29.479	32.384 294.2
3	<b>2'06.243</b>	25.017	40.381	28.991	31.854 309.4
4	<b>2'04.811</b>	24.716	40.099	28.555	31.441 322.3
5	<b>2'03.724</b>	24.530	39.622	28.254	31.318 325.3
6	2'14.338 P	24.523	40.188	28.847	40.780 317.6

Run #	Front Tyre	Slick-Soft	Rear Tyre	Slick-Medium	Speed
	6 Laps at start		6 Laps at start		
7	7'24.859 *	23.415	42.749	34.518*	32.978 261.5
8	<b>2'04.686</b>	24.764	40.081	28.524	31.317 321.4
9	<b>2'03.688</b>	24.362	39.786	28.144	31.396 324.3
10	<b>2'07.788</b>	24.252	39.806	28.326	35.404 326.2
11	<b>2'03.196</b>	<b>24.186</b>	39.784	<b>28.130</b>	<b>31.096</b> 324.3
12	2'14.441 P	25.492	40.466	28.843	39.640 308.5

Run #	Front Tyre	Slick-Soft	Rear Tyre	Slick-Medium	Speed
	12 Laps at start		12 Laps at start		
13	7'38.294	22.720	42.274	29.860	38.822 303.3
14	<b>2'13.757</b>	24.546	42.354	29.377	37.480 321.4
15	2'16.831 P	24.422	<b>39.598</b>	28.569*	44.242 <b>327.2</b>

**Fastest Lap:** Marc MARQUEZ Repsol Honda Team SPA **2'00.941** 23.764 38.778 27.679 30.720

These data/results cannot be reproduced, stored and/or transmitted in whole or in part by any manner of electronic, mechanical, photocopying, recording, broadcasting or otherwise now known or herein after developed without the previous express consent by the copyright owner, except for reproduction in daily press and regular printed publications on sale to the public within 60 days of the event related to those data/results and always provided that copyright symbol appears together as follows below.  
© DORNA, 2021

Official MotoGP Timing by TISSOT  
www.motogp.com

Silverstone, Friday, August 27, 2021

Page 5 of 6



## Free Practice Nr. 1

MotoGP

Lap	Lap Time	T1	T2	T3	T4	Speed	Lap	Lap Time	T1	T2	T3	T4	Speed
-----	----------	----	----	----	----	-------	-----	----------	----	----	----	----	-------

**21st 96** Jake DIXON YAMAHA GBR  
Petronas Yamaha SRT

Runs=2 Total laps=17 Full laps=12

Run #	1	Front Tyre	Slick-Soft	Rear Tyre	Slick-Medium	
		New Tyre		New Tyre		
1	3'53.368	28.264	48.317	33.191	34.421	245.4
2	<b>2'14.930</b>	27.147	43.554	30.916	33.313	302.5
3	<b>2'11.639</b>	26.136	42.367	30.324	32.812	310.3
4	<b>2'09.926</b>	25.843	41.806	29.769	32.508	313.0
5	<b>2'07.957</b>	25.245	41.162	29.454	32.096	315.7
6	<b>2'07.297</b>	25.103	40.980	29.291	31.923	315.7
7	<b>2'05.775</b>	24.735	40.437	28.909	31.694	318.5
8	<b>2'06.979</b>	25.516	40.487	29.182	31.794	316.7
9	<b>2'05.576</b>	24.806	40.138	28.785	31.847	317.6
10	<b>2'04.834</b>	24.561	40.218	28.713	31.342	317.6
11	<b>2'03.939</b>	24.360	39.808	28.332	31.439	318.5
12	2'18.398 P	24.496	43.597	29.376	40.929	320.4

Run #	2	Front Tyre	Slick-Soft	Rear Tyre	Slick-Medium	
		12 Laps at start		12 Laps at start		
13	11'05.997	31.221	42.415	29.837	31.929	298.3
14	<b>2'05.888</b>	24.717	40.663	28.702	31.806	317.6
15	<b>2'04.577</b>	24.481	40.036	28.617	31.443	318.5
16	2'35.370 P	28.946*	47.198*	34.305*	44.921	267.9

Run #	3	Front Tyre	Slick-Soft	Rear Tyre	Slick-Medium	
		16 Laps at start		16 Laps at start		
17	9'29.184 P	24.335	43.530	30.303	32.693	270.0

**22nd 32** Lorenzo SAVADORI APRILIA ITA  
Aprilia Racing Team Gresini

Runs=2 Total laps=11 Full laps=7

Run #	1	Front Tyre	Slick-Soft	Rear Tyre	Slick-Medium	
		New Tyre		New Tyre		
1	3'05.433	21.393	43.601	29.956	32.730	252.9
2	<b>2'08.562</b>	25.510	41.096	29.407	32.549	313.0
3	<b>2'12.899</b>	28.341	41.912	29.634	33.012	300.0
4	<b>2'09.380</b>	25.208	41.079	30.170	32.923	314.8
5	<b>2'09.428</b>	25.602	41.368	29.500	32.958	315.7
6	2'26.095 P	29.110	43.996	30.934	42.055	307.6

Run #	2	Front Tyre	Slick-Soft	Rear Tyre	Slick-Medium	
		6 Laps at start		6 Laps at start		
7	12'19.390	25.412	43.060	29.778	32.664	306.8
8	<b>2'07.769</b>	25.121	41.052	29.210	32.386	318.5
9	<b>2'11.395</b>	25.970	44.023	29.238	32.164	316.7
10	<b>2'07.699</b>	25.044	41.015	29.227	32.413	317.6
11	2'27.545 P	31.909	43.132	30.374	42.130	309.4

**Fastest Lap:** Marc MARQUEZ Repsol Honda Team SPA **2'00.941** 23.764 38.778 27.679 30.720

These data/results cannot be reproduced, stored and/or transmitted in whole or in part by any manner of electronic, mechanical, photocopying, recording, broadcasting or otherwise now known or herein after developed without the previous express consent by the copyright owner, except for reproduction in daily press and regular printed publications on sale to the public within 60 days of the event related to those data/results and always provided that copyright symbol appears together as follows below.  
© DORNA, 2021

Official MotoGP Timing by TISSOT  
www.motogp.com

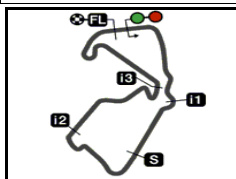
Silverstone, Friday, August 27, 2021

Page 6 of 6





Silverstone Circuit



5900 m.

Results and timing service provided by TISSOT

**MONSTER ENERGY BRITISH GRAND PRIX****Free Practice Nr. 1****Best Partial Times****MotoGP™***IT* Ideal Lap Time, sum of the best partial times*BT* Best Lap Time

<b>T1</b>		<b>T2</b>		<b>T3</b>		<b>T4</b>				<i>IT</i>	<i>BT</i>	
<i>Pos</i>	<i>Rider</i>	<i>Time</i>	<i>Rider</i>	<i>Time</i>	<i>Rider</i>	<i>Time</i>	<i>Rider</i>	<i>Time</i>	<i>Pos</i>	<i>Rider</i>		
1	F.QUARTARARO	23.564	M.MARQUEZ	38.747	M.MARQUEZ	27.679	T.NAKAGAMI	30.595	1	<b>M.MARQUEZ</b>	2'00.742	2'00.941 (1)
2	<b>T.NAKAGAMI</b>	<b>23.568</b>	<b>J.MILLER</b>	<b>38.804</b>	<b>F.QUARTARARO</b>	<b>27.727</b>	<b>M.MARQUEZ</b>	<b>30.597</b>	2	<b>F.QUARTARARO</b>	2'00.896	2'01.301 (3)
3	A.ESPARGARO	23.583	A.RINS	38.860	A.ESPARGARO	27.753	A.ESPARGARO	30.662	3	<b>A.ESPARGAR</b>	2'01.000	2'01.191 (2)
4	<b>A.RINS</b>	<b>23.627</b>	<b>F.QUARTARARO</b>	<b>38.872</b>	<b>P.ESPARGARO</b>	<b>27.776</b>	<b>A.MARQUEZ</b>	<b>30.720</b>	4	<b>T.NAKAGAMI</b>	2'01.062	2'01.422 (6)
5	P.ESPARGARO	23.633	F.BAGNAIA	38.969	J.MILLER	27.781	F.QUARTARARO	30.733	5	<b>J.MILLER</b>	2'01.153	2'01.409 (5)
6	<b>J.MILLER</b>	<b>23.704</b>	<b>P.ESPARGARO</b>	<b>38.992</b>	<b>J.ZARCO</b>	<b>27.821</b>	<b>D.PETRUCCI</b>	<b>30.768</b>	6	<b>A.RINS</b>	2'01.158	2'01.596 (7)
7	M.MARQUEZ	23.719	T.NAKAGAMI	39.001	F.BAGNAIA	27.869	A.RINS	30.792	7	<b>P.ESPARGAR</b>	2'01.230	2'01.336 (4)
8	<b>F.BAGNAIA</b>	<b>23.729</b>	<b>A.ESPARGARO</b>	<b>39.002</b>	<b>A.RINS</b>	<b>27.879</b>	<b>J.ZARCO</b>	<b>30.816</b>	8	<b>F.BAGNAIA</b>	2'01.482	2'01.783 (8)
9	J.MARTIN	23.771	J.ZARCO	39.037	T.NAKAGAMI	27.898	P.ESPARGARO	30.829	9	<b>J.ZARCO</b>	2'01.562	2'01.795 (9)
10	<b>A.MARQUEZ</b>	<b>23.826</b>	<b>C.CRUTCHLOW</b>	<b>39.081</b>	<b>C.CRUTCHLOW</b>	<b>27.910</b>	<b>J.MIR</b>	<b>30.840</b>	10	<b>A.MARQUEZ</b>	2'01.702	2'01.870 (10)
11	I.LECUONA	23.828	A.MARQUEZ	39.098	J.MIR	27.942	B.BINDER	30.854	11	<b>J.MIR</b>	2'01.840	2'02.219 (15)
12	<b>B.BINDER</b>	<b>23.838</b>	<b>I.LECUONA</b>	<b>39.102</b>	<b>V.ROSSI</b>	<b>27.966</b>	<b>J.MARTIN</b>	<b>30.860</b>	12	<b>B.BINDER</b>	2'01.881	2'02.111 (14)
13	J.MIR	23.875	B.BINDER	39.148	M.OLIVEIRA	28.029	J.MILLER	30.864	13	<b>C.CRUTCHLO</b>	2'01.889	2'01.966 (12)
14	<b>V.ROSSI</b>	<b>23.875</b>	<b>J.MIR</b>	<b>39.183</b>	<b>B.BINDER</b>	<b>28.041</b>	<b>C.CRUTCHLOW</b>	<b>30.879</b>	14	<b>D.PETRUCCI</b>	2'01.956	2'01.956 (11)
15	D.PETRUCCI	23.877	V.ROSSI	39.255	J.MARTIN	28.045	F.BAGNAIA	30.915	15	<b>J.MARTIN</b>	2'01.959	2'02.102 (13)
16	<b>J.ZARCO</b>	<b>23.888</b>	<b>D.PETRUCCI</b>	<b>39.256</b>	<b>D.PETRUCCI</b>	<b>28.055</b>	<b>I.LECUONA</b>	<b>30.956</b>	16	<b>I.LECUONA</b>	2'01.998	2'02.400 (17)
17	E.BASTIANINI	23.961	J.MARTIN	39.283	A.MARQUEZ	28.058	M.OLIVEIRA	30.967	17	<b>V.ROSSI</b>	2'02.117	2'02.334 (16)
18	<b>C.CRUTCHLOW</b>	<b>24.019</b>	<b>M.OLIVEIRA</b>	<b>39.313</b>	<b>I.LECUONA</b>	<b>28.112</b>	<b>E.BASTIANINI</b>	<b>30.980</b>	18	<b>M.OLIVEIRA</b>	2'02.402	2'02.620 (19)
19	M.OLIVEIRA	24.093	E.BASTIANINI	39.355	L.MARINI	28.130	V.ROSSI	31.021	19	<b>E.BASTIANINI</b>	2'02.481	2'02.526 (18)
20	<b>L.MARINI</b>	<b>24.186</b>	<b>L.MARINI</b>	<b>39.598</b>	<b>E.BASTIANINI</b>	<b>28.185</b>	<b>L.MARINI</b>	<b>31.096</b>	20	<b>L.MARINI</b>	2'03.010	2'03.196 (20)
21	J.DIXON	24.360	J.DIXON	39.808	J.DIXON	28.332	J.DIXON	31.342	21	<b>J.DIXON</b>	2'03.842	2'03.939 (21)
22	<b>L.SAVADORI</b>	<b>25.044</b>	<b>L.SAVADORI</b>	<b>41.015</b>	<b>L.SAVADORI</b>	<b>29.210</b>	<b>L.SAVADORI</b>	<b>32.164</b>	22	<b>L.SAVADORI</b>	2'07.433	2'07.699 (22)

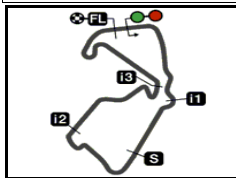
These data/results cannot be reproduced, stored and/or transmitted in whole or in part by any manner of electronic, mechanical, photocopying, recording, broadcasting or otherwise now known or herein after developed without the previous express consent by the copyright owner, except for reproduction in daily press and regular printed publications on sale to the public within 60 days of the event related to those data/results and always provided that copyright symbol appears together as follows below.

© DORNA, 2021


Official MotoGP Timing by **TISSOT**  
www.motogp.com



Silverstone Circuit




5900 m.

Results and timing service provided by  TISSOT

MotoGP™

**MONSTER ENERGY BRITISH GRAND PRIX****Free Practice Nr. 1****Fastest Laps Sequence**

<i>Practice Time</i>	 <i>Rider</i>	<i>Nation</i>	<i>Motorcycle</i>	<i>Time</i>	<i>Km/h</i>	<i>Rider's Lap</i>
4'27.071	93 Marc MARQUEZ	SPA	HONDA	2'05.208	169.6	2
5'40.665	20 Fabio QUARTARARO	FRA	YAMAHA	2'03.147	172.4	2
7'43.311	20 Fabio QUARTARARO	FRA	YAMAHA	2'02.646	173.1	3
8'36.858	93 Marc MARQUEZ	SPA	HONDA	2'02.281	173.6	4
10'38.840	93 Marc MARQUEZ	SPA	HONDA	2'01.982	174.1	5
11'47.779	20 Fabio QUARTARARO	FRA	YAMAHA	2'01.887	174.2	5
13'05.945	5 Johann ZARCO	FRA	DUCATI	2'01.795	174.3	6
13'49.099	20 Fabio QUARTARARO	FRA	YAMAHA	2'01.320	175.0	6
14'45.251	93 Marc MARQUEZ	SPA	HONDA	2'01.135	175.3	7
29'07.893	93 Marc MARQUEZ	SPA	HONDA	2'01.020	175.5	11
35'18.371	93 Marc MARQUEZ	SPA	HONDA	2'00.941	175.6	14

These data/results cannot be reproduced, stored and/or transmitted in whole or in part by any manner of electronic, mechanical, photocopying, recording, broadcasting or otherwise now known or herein after developed without the previous express consent by the copyright owner, except for reproduction in daily press and regular printed publications on sale to the public within 60 days of the event related to those data/results and always provided that copyright symbol appears together as follows below.

© DORNA, 2021

Official MotoGP Timing by TISSOT  
www.motogp.com

Silverstone, Friday, August 27, 2021

