




4318 m.

BITCI MOTORRAD GRAND PRIX VON ÖSTERREICH

Free Practice Nr. 3

Classification

10

		Rider	Nation	Team	Motorcycle	Time	Lap Total	Gap	Top Speed
1	63	Francesco BAGNAIA	ITA	Ducati Lenovo Team	DUCATI	1'22.874	19 21		318.5
2	20	Fabio QUARTARARO	FRA	Monster Energy Yamaha MotoGP	YAMAHA	1'22.968	18 21	0.094 0.094	310.3
3	5	Johann ZARCO	FRA	Pramac Racing	DUCATI	1'23.012	22 23	0.138 0.044	316.7
4	93	Marc MARQUEZ	SPA	Repsol Honda Team	HONDA	1'23.132	22 22	0.258 0.120	315.7
5	41	Aleix ESPARGARO	SPA	Aprilia Racing Team Gresini	APRILIA	1'23.138	18 19	0.264 0.006	312.1
6	43	Jack MILLER	AUS	Ducati Lenovo Team	DUCATI	1'23.245	22 23	0.371 0.107	316.7
7	36	Joan MIR	SPA	Team SUZUKI ECSTAR	SUZUKI	1'23.320	18 24	0.446 0.075	310.3
8	30	Takaaki NAKAGAMI	JPN	LCR Honda IDEMITSU	HONDA	1'23.362	20 22	0.488 0.042	311.2
9	33	Brad BINDER	RSA	Red Bull KTM Factory Racing	KTM	1'23.453	19 20	0.579 0.091	316.7
10	44	Poli ESPARGARO	SPA	Repsol Honda Team	HONDA	1'23.481	21 21	0.607 0.028	316.7
11	42	Alex RINS	SPA	Team SUZUKI ECSTAR	SUZUKI	1'23.482	21 23	0.608 0.001	311.2
12	10	Luca MARINI	ITA	SKY VR46 Avintia	DUCATI	1'23.527	21 22	0.653 0.045	312.1
13	89	Jorge MARTIN	SPA	Pramac Racing	DUCATI	1'23.558	19 19	0.684 0.031	314.8
14	88	Miguel OLIVEIRA	POR	Red Bull KTM Factory Racing	KTM	1'23.677	20 22	0.803 0.119	313.0
15	46	Valentino ROSSI	ITA	Petronas Yamaha SRT	YAMAHA	1'23.687	19 21	0.813 0.010	309.4
16	73	Alex MARQUEZ	SPA	LCR Honda CASTROL	HONDA	1'23.695	18 23	0.821 0.008	312.1
17	27	Iker LECUONA	SPA	Tech 3 KTM Factory Racing	KTM	1'23.706	19 22	0.832 0.011	308.5
18	23	Enea BASTIANINI	ITA	Avintia Esponsorama	DUCATI	1'24.033	5 19	1.159 0.327	313.0
19	9	Daniilo PETRUCCI	ITA	Tech 3 KTM Factory Racing	KTM	1'24.074	18 20	1.200 0.041	309.4
20	35	Cal CRUTCHLOW	GBR	Petronas Yamaha SRT	YAMAHA	1'24.193	21 22	1.319 0.119	305.0

Practice condition: **Dry**Air: **22°**Humidity: **68%**Ground: **23°**

Fastest Lap:	Lap: 19	Francesco BAGNAIA	1'22.874	187.5 Km/h
Best Race Lap:	2019	Andrea DOVIZIOSO	1'23.827	185.4 Km/h
All Time Lap Record:	2021	Johann ZARCO	1'22.827	187.6 Km/h

The results are provisional until the end of the limit for protest and appeals.

Time limit for protest expires 30' after publication of the results - Time:

These data/results cannot be reproduced, stored and/or transmitted in whole or in part by any manner of electronic, mechanical, photocopying, recording, broadcasting or otherwise now known or herein after developed without the previous express consent by the copyright owner, except for reproduction in daily press and regular printed publications on sale to the public within 60 days of the event related to those data/results and always provided that copyright symbol appears together as follows below.

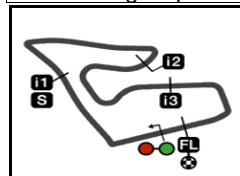
© DORNA, 2021

Official MotoGP Timing by TISSOT

www.motogp.com

Spielberg, Saturday, August 14, 2021





4318 m.

BITCI MOTORRAD GRAND PRIX VON ÖSTERREICH

Free Practice Nr. 3

Combined Free Practice Times

11

	Rider	Nation	Team	MOTORCYCLE	FP1	FP2	FP3	Gap				
1	5 J.ZARCO	FRA	Pramac Racing	DUCATI	1'22.827	21	1'30.917	20	1'23.012	22		
2	63 F.BAGNAIA	ITA	Ducati Lenovo Team	DUCATI	1'23.903	12	1'33.647	7	1'22.874	19	0.047	0.047
3	20 F.QUARTARARO	FRA	Monster Energy Yamaha MotoGP	YAMAHA	1'23.865	6	1'32.784	19	1'22.968	18	0.141	0.094
4	93 M.MARQUEZ	SPA	Repsol Honda Team	HONDA	1'23.967	4	1'31.353	15	1'23.132	22	0.305	0.164
5	41 A.ESPARGARO	SPA	Aprilia Racing Team Gresini	APRILIA	1'23.841	15	1'31.237	14	1'23.138	18	0.311	0.006
6	43 J.MILLER	AUS	Ducati Lenovo Team	DUCATI	1'24.528	5	1'31.812	17	1'23.245	22	0.418	0.107
7	36 J.MIR	SPA	Team SUZUKI ECSTAR	SUZUKI	1'23.625	19	1'35.307	8	1'23.320	18	0.493	0.075
8	30 T.NAKAGAMI	JPN	LCR Honda IDEMITSU	HONDA	1'23.790	20	1'33.536	16	1'23.362	20	0.535	0.042
9	33 B.BINDER	RSA	Red Bull KTM Factory Racing	KTM	1'24.492	6	1'33.319	22	1'23.453	19	0.626	0.091
10	44 P.ESPARGARO	SPA	Repsol Honda Team	HONDA	1'24.097	5	1'32.404	11	1'23.481	21	0.654	0.028
11	42 A.RINS	SPA	Team SUZUKI ECSTAR	SUZUKI	1'23.730	20	1'32.190	16	1'23.482	21	0.655	0.001
12	10 L.MARINI	ITA	SKY VR46 Avintia	DUCATI	1'24.330	5	1'34.497	10	1'23.527	21	0.700	0.045
13	89 J.MARTIN	SPA	Pramac Racing	DUCATI	1'24.044	17	1'33.408	17	1'23.558	19	0.731	0.031
14	88 M.OLIVEIRA	POR	Red Bull KTM Factory Racing	KTM	1'24.347	6	1'33.951	11	1'23.677	20	0.850	0.119
15	46 V.ROSSI	ITA	Petronas Yamaha SRT	YAMAHA	1'24.335	21	1'34.697	13	1'23.687	19	0.860	0.010
16	73 A.MARQUEZ	SPA	LCR Honda CASTROL	HONDA	1'23.881	18	1'31.961	17	1'23.695	18	0.868	0.008
17	27 I.LECUONA	SPA	Tech 3 KTM Factory Racing	KTM	1'24.792	4	1'27.520	24	1'23.706	19	0.879	0.011
18	23 E.BASTIANINI	ITA	Avintia Esponsorama	DUCATI	1'24.237	5	1'34.754	10	1'24.033	5	1.206	0.327
19	9 D.PETRUCCI	ITA	Tech 3 KTM Factory Racing	KTM	1'24.755	4	1'35.622	7	1'24.074	18	1.247	0.041
20	35 C.CRUTCHLOW	GBR	Petronas Yamaha SRT	YAMAHA	1'25.295	5	1'34.701	14	1'24.193	21	1.366	0.119

Pole Position Record:	2021	Jorge MARTIN	1'22.994	187.3 Km/h
Best Race Lap:	2019	Andrea DOVIZIOSO	1'23.827	185.4 Km/h
All Time Lap Record:	2021	Johann ZARCO	1'22.827	187.6 Km/h

The results are provisional until the end of the limit for protest and appeals.

Time limit for protest expires 60' after publication of the results - Time:

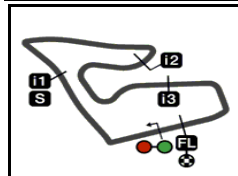
These data/results cannot be reproduced, stored and/or transmitted in whole or in part by any manner of electronic, mechanical, photocopying, recording, broadcasting or otherwise now known or herein after developed without the previous express consent by the copyright owner, except for reproduction in daily press and regular printed publications on sale to the public within 60 days of the event related to those data/results and always provided that copyright symbol appears together as follows below.

© DORNA, 2021

Official MotoGP Timing by TISSOT
www.motogp.com

Spielberg, Saturday, August 14, 2021





4318 m.

BITCI MOTORRAD GRAND PRIX VON ÖSTERREICH**Free Practice Nr. 3****Top Speed & Average****12**

<i>Rider</i>	<i>Nation</i>	<i>Motorcycle</i>	<i>Top 5 speeds</i>					<i>Average</i>	<i>Top</i>
63 Francesco BAGNAIA	ITA	DUCATI	318.5	317.6	316.7	316.7	316.7	317.2	318.5
5 Johann ZARCO	FRA	DUCATI	316.7	316.7	316.7	315.7	315.7	316.3	316.7
33 Brad BINDER	RSA	KTM	316.7	313.9	313.9	313.0	313.0	314.1	316.7
44 Jack MILLER	AUS	DUCATI	316.7	315.7	313.9	313.9	313.0	313.7	316.7
44 Pol ESPARGARO	SPA	HONDA	316.7	316.7	314.8	314.8	313.9	315.0	316.7
93 Marc MARQUEZ	SPA	HONDA	315.7	314.8	313.9	313.0	313.0	314.1	315.7
89 Jorge MARTIN	SPA	DUCATI	314.8	314.8	313.9	313.9	313.0	313.7	314.8
23 Enea BASTIANINI	ITA	DUCATI	313.0	312.1	312.1	311.2	311.2	311.9	313.0
88 Miguel OLIVEIRA	POR	KTM	313.0	312.1	312.1	311.2	311.2	311.8	313.0
10 Luca MARINI	ITA	DUCATI	312.1	311.2	311.2	311.2	311.2	311.4	312.1
41 Aleix ESPARGARO	SPA	APRILIA	312.1	310.3	310.3	310.3	310.3	310.6	312.1
73 Alex MARQUEZ	SPA	HONDA	312.1	312.1	312.1	312.1	312.1	312.1	312.1
30 Takaaki NAKAGAMI	JPN	HONDA	311.2	310.3	310.3	310.3	310.3	310.4	311.2
42 Alex RINS	SPA	SUZUKI	311.2	311.2	311.2	310.3	310.3	310.8	311.2
20 Fabio QUARTARARO	FRA	YAMAHA	310.3	309.4	309.4	308.5	308.5	309.0	310.3
36 Joan MIR	SPA	SUZUKI	310.3	308.5	308.5	308.5	307.6	308.4	310.3
9 Danilo PETRUCCI	ITA	KTM	309.4	308.5	307.6	307.6	305.9	307.3	309.4
46 Valentino ROSSI	ITA	YAMAHA	309.4	307.6	307.6	307.6	306.8	307.5	309.4
27 Iker LECUONA	SPA	KTM	308.5	307.6	306.8	306.8	306.8	307.3	308.5
35 Cal CRUTCHLOW	GBR	YAMAHA	305.0	303.3	303.3	303.3	302.5	303.3	305.0

These data/results cannot be reproduced, stored and/or transmitted in whole or in part by any manner of electronic, mechanical, photocopying, recording, broadcasting or otherwise now known or herein after developed without the previous express consent by the copyright owner, except for reproduction in daily press and regular printed publications on sale to the public within 60 days of the event related to those data/results and always provided that copyright symbol appears together as follows below.

© DORNA, 2021

Official MotoGP Timing by TISSOT
www.motogp.com



Spielberg, Saturday, August 14, 2021

BITCI MOTORRAD GRAND PRIX VON ÖSTERREICH

Free Practice Nr. 3

Chronological Analysis of Performances

13

* Lap / Sector time cancelled

T1 Time from finish line to 1st intermedate

T3 Time from 2nd intermed. to 3rd intermed.

P Crossing the finish line in pit lane

T2 Time from 1st intermed. to 2nd intermed.

T4 Time from 3rd intermedate to finish line

** Tyre data subject to further updates

Lap	Lap Time	T1	T2	T3	T4	Speed	Lap	Lap Time	T1	T2	T3	T4	Speed				
1st	63	Francesco BAGNAIA		DUCATI		ITA	8	1'23.642	17.324	26.254	23.768	16.296	305.0				
		Ducati Lenovo Team					9	1'23.585	17.255	26.246	23.744	16.340	306.8				
		Runs=3 Total laps=21 Full laps=10					10	1'35.329 P	18.594	28.267	25.446	23.022	296.7				
Run #	1	Front Tyre	Slick-Medium	Rear Tyre	Slick-Medium	Run #	2	Front Tyre	Slick-Medium	Rear Tyre	Slick-Soft	Run #	3	Front Tyre	Slick-Medium	Rear Tyre	Slick-Soft
			New Tyre		New Tyre				New Tyre		New Tyre						New Tyre
1	1'59.515	10.941	30.075	25.563	16.933	262.1	11	8'40.462	15.128	29.967	25.069	17.057	169.5				
2	1'24.999	17.308	26.833	24.368	16.490	314.8	12	1'25.638	17.238	27.150	24.758	16.492	308.5				
3	1'23.785	17.123	26.387	23.985	16.290	316.7	13	1'23.203	17.195	26.218	23.574	16.216	308.5				
4	1'23.684	17.105	26.398	23.910	16.271	316.7	14	1'22.975	17.177	26.108	23.520	16.170	309.4				
5	1'24.209 *	17.100*	26.730	23.967	16.412	318.5	15	1'34.287 P	17.994	27.746	25.424	23.123	305.9				
6	1'29.007 *	17.184*	30.952	24.426	16.445	314.8											
7	1'30.334 P	17.390*	26.536	24.099	22.309	313.0											
Run #	2	Front Tyre	Slick-Medium	Rear Tyre	Slick-Medium	Run #	4	Front Tyre	Slick-Medium	Rear Tyre	Slick-Soft	Run #	5	Front Tyre	Slick-Medium	Rear Tyre	Slick-Soft
			7 Laps at start		7 Laps at start												
8	8'17.687	10.966	28.704	24.951	16.551	282.7	16	5'36.527	10.208	27.726	25.356	16.757	295.8				
9	1'24.411 *	17.326	26.489	24.219*	16.377	312.1	17	1'24.452 *	17.129	26.284	24.223*	16.816	310.3				
10	1'23.941	17.137	26.330	24.107	16.367	313.0	18	1'22.968	17.172	26.111	23.501	16.184	309.4				
11	1'25.758 *	17.205*	27.945	24.173	16.435	314.8	19	1'23.095	17.242	26.219	23.479	16.155	308.5				
12	1'57.571 P	31.376	38.004	25.554	22.637	178.5	20	1'33.073 P	17.584	27.903	25.231*	22.355	308.5				
Run #	3	Front Tyre	Slick-Medium	Rear Tyre	Slick-Soft	Run #	4	Front Tyre	Slick-Medium	Rear Tyre	Slick-Soft	Run #	5	Front Tyre	Slick-Medium	Rear Tyre	Slick-Soft
			New Tyre		New Tyre												
13	7'24.943	10.715	28.746	25.030	16.819	255.9	21	4'08.794 *	12.783	28.865	24.992	17.315*	259.6				
14	1'24.026	17.277	26.412	24.019	16.318	314.8											
15	1'23.244	17.148	26.031	23.767	16.298	315.7											
16	1'31.469 P	17.284	27.257	24.579	22.349	315.7											
Run #	4	Front Tyre	Slick-Medium	Rear Tyre	Slick-Soft	Run #	5	Front Tyre	Slick-Medium	Rear Tyre	Slick-Medium	Run #	6	Front Tyre	Slick-Medium	Rear Tyre	Slick-Medium
			4 Laps at start		New Tyre												
17	2'59.719	10.018	28.268	24.711	16.533	295.0	1	2'04.022	10.474	30.131	25.917	17.185	251.7				
18	1'23.230	17.013	26.183	23.801	16.233	317.6	2	1'25.411	17.406	27.316	24.180	16.509	313.0				
19	1'22.874	16.972	25.981	23.706	16.215	316.7	3	1'23.729	17.185	26.442	23.754	16.348	315.7				
20	1'26.661	17.381	28.927	24.022	16.331	302.5	4	1'24.779	17.295	26.754	23.970	16.760	316.7				
21	1'23.491	17.044	26.361	23.785	16.301	315.7	5	1'23.782	17.249	26.451	23.760	16.322	316.7				
							6	1'25.768	17.171	27.277	24.524	16.796	313.9				
							7	1'23.484	17.160	26.270	23.607	16.447	316.7				
							8	1'25.085	17.647	26.569	24.254	16.615	315.7				
							9	1'24.464	17.292	26.649	24.048	16.475	312.1				
							10	1'24.048	17.263	26.445	23.901	16.439	313.0				
							11	1'33.496 P	17.384	26.843	26.087	23.182	311.2				
Run #	2	Front Tyre	Slick-Medium	Rear Tyre	Slick-Medium	Run #	3	Front Tyre	Slick-Medium	Rear Tyre	Slick-Medium	Run #	4	Front Tyre	Slick-Medium	Rear Tyre	Slick-Medium
			15 Laps at start		11 Laps at start												
12	8'20.855	10.133	28.611	24.749	16.720	287.2	12	8'20.855	10.133	28.611	24.749	16.720	287.2				
13	1'24.569	17.303	26.651	24.109	16.506	312.1	13	1'24.569	17.303	26.651	24.109	16.506	312.1				
14	1'24.264	17.270	26.450	24.045	16.499	312.1	14	1'24.264	17.270	26.450	24.045	16.499	312.1				
15	1'24.225	17.224	26.597	23.942	16.462	311.2	15	1'24.225	17.224	26.597	23.942	16.462	311.2				
16	1'24.368	17.245	26.524	24.025	16.574	313.0	16	1'24.368	17.245	26.524	24.025	16.574	313.0				
17	1'24.356	17.273	26.626	23.993	16.464	313.0	17	1'24.356	17.273	26.626	23.993	16.464	313.0				

Fastest Lap: Francesco BAGNAIA Ducati Lenovo Team ITA **1'22.874** 16.972 25.981 23.706 16.215

These data/results cannot be reproduced, stored and/or transmitted in whole or in part by any manner of electronic, mechanical, photocopying, recording, broadcasting or otherwise now known or herein after developed without the previous express consent by the copyright owner, except for reproduction in daily press and regular printed publications on sale to the public within 60 days of the event related to those data/results and always provided that copyright symbol appears together as follows below.
© DORNA, 2021



Free Practice Nr. 3

MotoGP

Lap	Lap Time	T1	T2	T3	T4	Speed	Lap	Lap Time	T1	T2	T3	T4	Speed
18	1'23.963	17.200	26.421	23.860	16.482	313.9	7	7'12.692	10.346	28.406	24.888	17.075	282.7
19	1'36.279 P	17.985	28.671	26.059	23.564	291.1	8	1'46.056	17.601	42.010	29.403	17.042	306.8
Run # 3	<i>Front Tyre</i>	Slick-Medium	<i>Rear Tyre</i>	Slick-Soft									
		New Tyre		New Tyre									
20	7'30.577	10.539	28.435	24.533	16.581	284.2	9	1'26.372	17.524	26.778	25.439	16.631	308.5
21	1'23.527	17.072	26.353	23.794	16.308	313.9	10	1'24.776	17.295	26.868	23.972	16.641	310.3
22	1'23.012	17.135	26.019	23.609	16.249	313.9	11	1'23.893	17.279	26.333	23.811	16.470	310.3
23	1'23.644 *	17.185	26.218	23.749	16.492*	313.9	12	1'30.967 P	17.364	26.392	23.885	23.326	310.3
4th	93	Marc MARQUEZ	HONDA		SPA								
		Repsol Honda Team											
		Runs=3	Total laps=22	Full laps=15									
Run # 1	<i>Front Tyre</i>	Slick-Medium	<i>Rear Tyre</i>	Slick-Medium									
		New Tyre		New Tyre									
1	1'38.146	10.275	29.760	25.425	17.219	294.2	13	7'14.431	10.050	28.349	25.302	17.833	285.7
2	1'24.984	17.629	26.748	24.111	16.496	308.5	14	1'23.908	17.395	26.451	23.629	16.433	309.4
3	1'24.759	17.260	26.527	24.193	16.779	311.2	15	1'23.222	17.239	26.193	23.471	16.319	312.1
4	1'23.991	17.334	26.342	23.938	16.377	311.2	16	1'42.855 P	24.703	28.576	25.618	23.958	281.2
5	1'24.389	17.325	26.547	23.975	16.542	313.0	Run # 4	<i>Front Tyre</i>	Slick-Hard	<i>Rear Tyre</i>	Slick-Soft		
6	1'32.540 P	17.347	27.071	25.369	22.753	310.3			4 Laps at start		New Tyre		
Run # 2	<i>Front Tyre</i>	Slick-Medium	<i>Rear Tyre</i>	Slick-Medium									
		6 Laps at start		6 Laps at start									
7	5'35.175	11.301	28.777	24.817	16.957	288.0	17	6'36.686	10.194	29.634	26.088	16.420	291.8
8	1'24.807	17.750	26.488	24.014	16.555	308.5	18	1'23.138	17.272	26.127	23.488	16.251	310.3
9	1'23.774	17.303	26.413	23.733	16.325	309.4	19	1'43.040	30.898	30.231	25.149	16.762	167.4
10	1'24.099	17.387	26.450	23.748	16.514	312.1	6th	43	Jack MILLER	DUCATI		AUS	
11	1'26.481	17.281	27.436	25.219	16.545	311.2			Ducati Lenovo Team		Runs=3	Total laps=23	Full laps=14
12	1'24.423	17.283	26.575	24.027	16.538	309.4	Run # 1	<i>Front Tyre</i>	Slick-Medium	<i>Rear Tyre</i>	Slick-Medium		
13	1'24.355	17.356	26.518	23.991	16.490	309.4			New Tyre		New Tyre		
14	1'35.670 P	18.731*	28.947	25.266	22.726	266.6	1	1'52.705	10.116	29.004	25.544	17.004	299.1
Run # 3	<i>Front Tyre</i>	Slick-Medium	<i>Rear Tyre</i>	Slick-Soft									
		New Tyre		New Tyre									
15	5'56.851	10.216	28.283	25.529	18.122	302.5	2	1'24.830	17.322	26.770	24.219	16.519	313.0
16	1'24.831	17.286	26.505	24.321	16.719	314.8	3	1'31.835 *	20.149*	30.949	24.209	16.528	185.8
17	1'24.355	17.206	26.283	23.916	16.950	313.9	4	1'27.787	17.155	28.143	25.929	16.560	316.7
18	1'23.342	17.218	26.333	23.541	16.250	313.0	5	1'24.067 *	17.285*	26.432	23.946	16.404	313.0
19	1'31.384 P	17.646	27.037	24.446	22.255	305.9	6	1'25.702	17.372	27.335	24.409	16.586	313.9
Run # 4	<i>Front Tyre</i>	Slick-Medium	<i>Rear Tyre</i>	Slick-Soft									
		5 Laps at start		New Tyre									
20	5'52.345	10.981	29.122	28.020	19.384	292.6	7	1'23.964	17.228	26.297	23.833	16.606	313.9
21	1'36.580	17.423	30.186	32.394	16.577	309.4	8	1'31.853 P	17.311	26.598	24.966	22.978	311.2
22	1'23.132	17.156	26.198	23.460	16.318	315.7	Run # 2	<i>Front Tyre</i>	Slick-Medium	<i>Rear Tyre</i>	Slick-Medium		
5th	41	Alex ESPARGARO	APRILIA		SPA				8 Laps at start		8 Laps at start		
		Aprilia Racing Team Gresini											
		Runs=3	Total laps=19	Full laps=12									
Run # 1	<i>Front Tyre</i>	Slick-Medium	<i>Rear Tyre</i>	Slick-Medium									
		New Tyre		New Tyre									
1	1'48.765	9.752	29.311	25.678	17.028	285.7	9	6'26.684	11.659	28.507	25.218	16.851	278.3
2	1'25.202	17.629	26.855	24.166	16.552	306.8	10	1'24.946	17.250	26.756	24.396	16.544	310.3
3	1'24.559	17.328	26.773	24.015	16.443	309.4	11	1'24.757	17.291	26.795	24.172	16.499	312.1
4	1'27.752	17.340	29.526	24.465	16.421	309.4	12	1'24.376	17.184	26.586	24.108	16.498	313.0
5	1'24.103	17.364	26.503	23.793	16.443	310.3	13	1'32.069 P	17.238	26.617	25.235	22.979	313.0
6	1'49.937 P	24.965	34.259	26.046	24.667	155.3	Run # 3	<i>Front Tyre</i>	Slick-Soft	<i>Rear Tyre</i>	Slick-Soft		
Run # 2	<i>Front Tyre</i>	Slick-Hard	<i>Rear Tyre</i>	Slick-Soft									
		New Tyre		New Tyre									
14	5'15.975	10.657	28.849	25.251	16.741	281.2	14	5'15.975	10.657	28.849	25.251	16.741	281.2
15	1'24.973	17.226	26.429	24.570	16.748	312.1	15	1'24.973	17.226	26.429	24.570	16.748	312.1
16	1'24.225	17.233	26.435	24.097	16.460	313.0	16	1'24.225	17.233	26.435	24.097	16.460	313.0
17	1'23.901	17.191	26.429	23.862	16.419	313.0	17	1'23.901	17.191	26.429	23.862	16.419	313.0
18	1'33.439 P	17.737	27.803	25.335	22.564	309.4	18	1'33.439 P	17.737	27.803	25.335	22.564	309.4
Run # 4	<i>Front Tyre</i>	Slick-Soft	<i>Rear Tyre</i>	missing data									
		5 Laps at start		Laps at start									
19	4'13.665	11.113	28.116	25.092	16.814	300.0	19	4'13.665	11.113	28.116	25.092	16.814	300.0
20	1'23.643	17.139	26.281	23.836	16.387	312.1	20	1'23.643	17.139	26.281	23.836	16.387	312.1
21	1'31.799	17.098	30.835	27.333	16.533	313.0	21	1'31.799	17.098	30.835	27.333	16.533	313.0
22	1'23.245	17.040	26.205	23.677	16.323	315.7	22	1'23.245	17.040	26.205	23.677	16.323	315.7
23	1'39.834	24.299	33.010	25.512	17.013	230.2	23	1'39.834	24.299	33.010	25.512	17.013	230.2

Fastest Lap: Francesco BAGNAIA Ducati Lenovo Team ITA 1'22.874 16.972 25.981 23.706 16.215

These data/results cannot be reproduced, stored and/or transmitted in whole or in part by any manner of electronic, mechanical, photocopying, recording, broadcasting or otherwise now known or herein after developed without the previous express consent by the copyright owner, except for reproduction in daily press and regular printed publications on sale to the public within 60 days of the event related to those data/results and always provided that copyright symbol appears together as follows below.
© DORNA, 2021



Free Practice Nr. 3

MotoGP

Lap	Lap Time	T1	T2	T3	T4	Speed	Lap	Lap Time	T1	T2	T3	T4	Speed
7th	36	Joan MIR		SUZUKI		SPA	Run #	3	Front Tyre Slick-Medium		Rear Tyre Slick-Soft		
Team SUZUKI ECSTAR							New Tyre						
Runs=3 Total laps=24 Full laps=15							New Tyre						
Run #	1	Front Tyre	Slick-Soft	Rear Tyre	Slick-Soft		4 Laps at start						
New Tyre							New Tyre						
1	1'40.625	10.995	29.223	25.135	16.932	289.5	13	6'25.160	10.523	28.736	24.930	16.555	280.5
2	1'25.131	17.463	26.997	24.088	16.583	305.0	14	1'23.911	17.335	26.398	23.798	16.380	308.5
3	1'24.509	17.393	26.820	23.821	16.475	307.6	15	1'23.600	17.207	26.314	23.749	16.330	310.3
4	1'28.239	17.342	30.393	23.922	16.582	308.5	16	1'43.348	P 18.815*	29.718	31.565	23.250	271.3
5	1'24.383	* 17.478*	26.585	23.836	16.484	305.9	Run # 4 Front Tyre Slick-Medium Rear Tyre Slick-Soft						
6	1'24.214	17.325	26.643	23.751	16.495	308.5	4 Laps at start New Tyre						
7	1'35.058	P 18.898*	28.386	25.177	22.597	298.3	17	4'29.060	10.850	29.328	24.955	16.488	279.7
Run # 2 Front Tyre Slick-Medium Rear Tyre Slick-Medium							18	1'26.180	17.133	27.792	24.743	16.512	310.3
4 Laps at start New Tyre							19	1'26.015	* 17.225*	27.597	24.741	16.452	309.4
8	5'25.783	10.768	28.439	24.676	16.777	292.6	20	1'23.362	17.169	26.148	23.738	16.307	310.3
9	1'24.575	17.423	26.564	23.997	16.591	304.2	21	1'29.784	17.184	30.585	25.366	16.649	309.4
10	1'23.759	17.260	26.295	23.708	16.496	305.0	22	1'24.406	* 17.205	26.214	23.674	17.313*	311.2
11	1'23.560	17.255	26.242	23.661	16.402	306.8	9th 33 Brad BINDER KTM RSA						
12	1'23.867	17.253	26.535	23.672	16.407	306.8	Red Bull KTM Factory Racing						
13	1'23.899	17.213	26.485	23.778	16.423	308.5	Runs=3 Total laps=20 Full laps=13						
14	1'36.813	P 18.473*	28.829	25.046	24.465	261.5	Run #	1	Front Tyre Slick-Hard		Rear Tyre Slick-Soft		
Run # 3 Front Tyre Slick-Medium Rear Tyre Slick-Soft							6 Laps at start New Tyre						
New Tyre New Tyre							1	1'55.423	10.357	30.067	25.365	17.016	268.6
15	5'30.124	10.543	27.886	24.622	16.641	295.0	2	1'25.122	17.434	27.008	24.147	16.533	310.3
16	1'24.202	17.439	26.514	23.835	16.414	305.0	3	1'24.223	17.165	26.891	23.770	16.397	313.0
17	1'23.377	17.174	26.226	23.611	16.366	307.6	4	1'24.202	17.162	26.869	23.794	16.377	316.7
18	1'23.320	17.228	26.259	23.534	16.299	310.3	5	1'23.840	17.168	26.495	23.709	16.468	313.9
19	1'36.423	P 18.770*	29.792	24.370	23.491	285.7	6	1'24.489	17.304	26.755	23.864	16.566	313.0
Run # 4 Front Tyre Slick-Medium Rear Tyre Slick-Soft							7	1'36.819	P 20.622*	27.024	24.297	24.876	297.5
5 Laps at start New Tyre							Run # 2 Front Tyre Slick-Hard Rear Tyre Slick-Soft						
20	3'56.828	10.391	27.782	24.160	16.508	295.0	13 Laps at start 7 Laps at start						
21	1'23.373	17.286	26.155	23.599	16.333	305.0	8	6'18.370	12.217	28.207	24.661	16.900	274.1
22	1'23.390	17.237	26.149	23.630	16.374	305.0	9	1'25.241	17.373	26.913	24.303	16.652	309.4
23	1'23.465	17.210	26.263	23.624	16.368	307.6	10	1'32.401	17.308	32.874	24.952	17.267	311.2
24	2'10.809	* 21.779			21.489*	266.6	11	1'45.556	P 17.291	27.069	34.070	27.126	313.9
8th 30 Takaaki NAKAGAMI HONDA JPN							Run # 3 Front Tyre Slick-Hard Rear Tyre Slick-Soft						
LCR Honda IDEMITSU							New Tyre New Tyre						
Runs=3 Total laps=22 Full laps=10							12	9'38.442	12.152	29.588	24.682	16.647	287.2
Run #	1	Front Tyre	Slick-Medium	Rear Tyre	Slick-Soft		13	1'23.972	17.243	26.521	23.778	16.430	310.3
New Tyre New Tyre							14	1'24.064	17.182	26.577	23.878	16.427	311.2
1	2'02.381	12.246	32.025	26.787	17.484	233.7	15	1'23.880	17.192	26.555	23.794	16.339	312.1
2	1'25.306	17.488	27.050	24.246	16.522	310.3	16	1'39.231	P 17.228	33.124	24.272	24.607	311.2
3	1'24.247	17.285	26.654	23.816	16.492	310.3	Run # 4 Front Tyre Slick-Hard Rear Tyre Slick-Soft						
4	1'24.194	* 17.421*	26.525	23.850	16.398	308.5	5 Laps at start New Tyre						
5	1'34.999	P 19.558	27.430	25.013	22.998	260.2	17	4'14.454	9.994	27.490	27.967	17.360	302.5
Run # 2 Front Tyre Slick-Medium Rear Tyre Slick-Soft							18	1'23.750	17.140	26.396	23.898	16.316	310.3
5 Laps at start 5 Laps at start							19	1'23.453	17.135	26.270	23.655	16.393	311.2
6	6'54.220	10.593	29.260	26.660	17.811	291.1	20	1'26.559	17.104	28.037	24.213	17.205	311.2
7	1'24.948	17.503	26.698	24.170	16.577	310.3	10th 44 Poi ESPARGARO HONDA SPA						
8	1'24.175	17.302	26.485	23.891	16.497	308.5	Repsol Honda Team						
9	1'24.443	* 17.506*	26.585	23.881	16.471	305.9	Runs=3 Total laps=21 Full laps=13						
10	1'24.808	* 17.471*	26.669	24.239	16.429	305.9	Run #	1	Front Tyre Slick-Medium		Rear Tyre Slick-Medium		
11	1'24.202	17.300	26.470	23.964	16.468	309.4	New Tyre New Tyre						
12	1'34.082	P 17.330	28.408	25.529	22.815	309.4	1	1'42.339	10.008	28.879	24.960	16.878	296.7
Fastest Lap: Francesco BAGNAIA Ducati Lenovo Team ITA 1'22.874 16.972 25.981 23.706 16.215							2	1'24.593	17.437	26.859	23.862	16.435	312.1
These data/results cannot be reproduced, stored and/or transmitted in whole or in part by any manner of electronic, mechanical, photocopying, recording, broadcasting or otherwise now known or herein after developed without the previous express consent by the copyright owner, except for reproduction in daily press and regular printed publications on sale to the public within 60 days of the event related to those data/results and always provided that copyright symbol appears together as follows below.							3	1'23.898	17.258	26.614	23.615	16.411	313.0
© DORNA, 2021							4	1'28.576	17.310	30.688	24.030	16.548	314.8

Official MotoGP Timing by TISSOT
www.motogp.com



Free Practice Nr. 3

MotoGP

Lap	Lap Time	T1	T2	T3	T4	Speed	Lap	Lap Time	T1	T2	T3	T4	Speed
5	1'24.011	17.310	26.630	23.701	16.370	314.8	21	1'23.482	17.135	26.274	23.666	16.407	311.2
6	1'31.625 P	17.489	27.154	24.279	22.703	313.0	22	1'23.486	17.214	26.169	23.694	16.409	310.3
Run # 2	Front Tyre	Slick-Medium	Rear Tyre	Slick-Medium			Run # 23	1'23.649	17.177	26.386	23.690	16.396	311.2
		6 Laps at start			6 Laps at start		12th 10 Luca MARINI						
							SKY VR46 Avintia						
							DUCATI ITA						
							Runs=3 Total laps=22 Full laps=14						
7	6'01.646	10.339	28.073	24.764	16.840	295.8	Run # 1	Front Tyre	Slick-Medium	Rear Tyre	Slick-Medium		
8	1'25.530	17.495	26.771	24.385	16.879	311.2			New Tyre		New Tyre		
9	1'24.309	17.300	26.646	23.931	16.432	313.0	1	1'53.920	10.234	29.899	25.288	17.104	272.7
10	1'24.331	17.359	26.555	23.889	16.528	313.0	2	1'25.021	17.592	26.888	24.061	16.480	311.2
11	1'24.454 *	17.383*	26.676	23.806	16.589	313.0	3	1'24.679	17.517	26.682	23.937	16.543	311.2
12	1'24.474	17.335	26.642	23.882	16.615	313.9	4	1'29.308	17.505	27.659	27.573	16.571	312.1
13	1'27.630	17.390	26.782	23.960	19.498	316.7	5	1'24.017	17.301	26.575	23.773	16.368	311.2
14	1'40.390 P	20.255*	30.287	26.590	23.258	271.3	6	1'24.064	17.303	26.422	23.747	16.592	309.4
Run # 3	Front Tyre	Slick-Medium	Rear Tyre	Slick-Soft			7	1'38.827 P	21.046*	29.904	24.699	23.178	234.2
		New Tyre			New Tyre		Run # 2	Front Tyre	Slick-Medium	Rear Tyre	Slick-Medium		
15	6'30.215	10.862	28.973	24.823	16.609	291.1			7 Laps at start		7 Laps at start		
16	1'23.911	17.209	26.514	23.707	16.481	313.9	8	5'15.172	10.217	28.320	24.958	16.798	287.2
17	1'23.666	17.270	26.300	23.707	16.389	316.7	9	1'41.277	17.596	26.790	40.209	16.682	305.9
18	1'35.898 P	19.177	28.825	25.280	22.616	263.4	10	1'24.592	17.459	26.596	24.076	16.461	308.5
Run # 4	Front Tyre	Slick-Medium	Rear Tyre	Slick-Soft			11	1'24.447	17.361	26.580	24.003	16.503	309.4
		4 Laps at start			New Tyre		12	1'24.509	17.412	26.612	23.976	16.509	308.5
19	6'00.683	11.321	29.915	28.467	18.695	296.7	13	1'44.179 P	21.801	29.188	29.534	23.656	270.6
20	1'34.681	17.251	28.383	32.499	16.548	313.9	Run # 3	Front Tyre	Slick-Medium	Rear Tyre	Slick-Soft		
21	1'23.481	17.115	26.346	23.622	16.398	313.0			New Tyre		New Tyre		
11th 42 Alex RINS	SUZUKI			SPA		14	8'55.959	10.413	28.750	25.020	16.806	252.3	
Team SUZUKI ECSTAR		Runs=3		Total laps=23	Full laps=14	15	1'24.142	17.363	26.579	23.784	16.416	311.2	
Run # 1	Front Tyre	Slick-Medium	Rear Tyre	Slick-Medium			16	1'32.897	17.306	30.728	24.977	19.886	311.2
		New Tyre			New Tyre		17	1'24.174	17.328	26.488	23.910	16.448	310.3
1	1'37.427	10.543	29.444	25.626	17.114	280.5	18	1'33.309 P	17.461	27.874	24.604	23.370	303.3
2	1'25.106	17.547	26.767	24.215	16.577	307.6	Run # 4	Front Tyre	Slick-Medium	Rear Tyre	Slick-Soft		
3	1'24.869	17.397	26.762	24.159	16.551	308.5			5 Laps at start		New Tyre		
4	1'24.412 *	17.344*	26.613	23.998	16.457	308.5	19	3'47.266	10.298	28.437	24.505	16.602	277.6
5	1'24.011	17.244	26.481	23.833	16.453	309.4	20	1'23.734	17.314	26.357	23.736	16.327	310.3
6	1'26.919 *	17.384*	27.322	25.462	16.751	308.5	21	1'23.527	17.212	26.293	23.695	16.327	310.3
7	1'23.938	17.326	26.355	23.826	16.431	307.6	22	1'24.156 *	17.295	26.486	23.894	16.481*	309.4
8	1'34.807 P	18.500*	28.365	25.273	22.669	288.0	13th 89 Jorge MARTIN	DUCATI			SPA		
Run # 2	Front Tyre	Slick-Medium	Rear Tyre	Slick-Medium			Pramac Racing		Runs=4		Total laps=20	Full laps=7	
		8 Laps at start			8 Laps at start		Run # 1	Front Tyre	Slick-Medium	Rear Tyre	Slick-Medium		
9	6'11.465	10.202	28.182	24.628	16.754	299.1			7 Laps at start		New Tyre		
10	1'24.485	17.402	26.599	23.980	16.504	307.6	1	2'14.520	11.047	29.114	25.621	17.006	279.0
11	1'24.037	17.278	26.543	23.772	16.444	309.4	2	1'24.957	17.396	26.775	24.180	16.606	313.0
12	1'27.956	17.252	29.561	24.601	16.542	311.2	3	1'24.088	17.231	26.532	23.912	16.413	314.8
13	1'24.238	17.286	26.554	23.923	16.475	309.4	4	1'23.682	17.112	26.436	23.771	16.363	313.9
14	1'35.743 P	17.290	27.642	26.938	23.873	310.3	5	1'25.041 *	17.524*	26.889	24.050	16.578	309.4
Run # 3	Front Tyre	Slick-Medium	Rear Tyre	Slick-Soft			6	1'24.111	17.239	26.524	23.901	16.447	312.1
		New Tyre			New Tyre		7	1'35.014 P	17.178	27.538	26.088	24.210	311.2
15	5'14.597	10.412	28.026	25.728	17.918	291.8	Run # 2	Front Tyre	Slick-Medium	Rear Tyre	Slick-Medium		
16	1'24.859	17.381	26.624	24.280	16.574	308.5			14 Laps at start		7 Laps at start		
17	1'24.248	17.377	26.311	24.061	16.499	309.4	8	8'58.068	13.571	29.569	24.925	17.013	256.5
18	1'23.720	17.213	26.380	23.760	16.367	310.3	9	1'25.291 *	17.274	26.557	23.991	17.469*	313.0
19	1'32.094 P	18.139*	27.170	24.221	22.564	305.0	10	1'24.699 *	17.620	26.498	24.060*	16.521	313.0
Run # 4	Front Tyre	Slick-Medium	Rear Tyre	Slick-Soft			11	1'24.070	17.194	26.483	23.927	16.466	312.1
		5 Laps at start			New Tyre								
20	5'19.920	11.278	27.472	24.279	16.589	295.0							

Fastest Lap: Francesco BAGNAIA Ducati Lenovo Team ITA 1'22.874 16.972 25.981 23.706 16.215

These data/results cannot be reproduced, stored and/or transmitted in whole or in part by any manner of electronic, mechanical, photocopying, recording, broadcasting or otherwise now known or herein after developed without the previous express consent by the copyright owner, except for reproduction in daily press and regular printed publications on sale to the public within 60 days of the event related to those data/results and always provided that copyright symbol appears together as follows below.
© DORNA, 2021

Official MotoGP Timing by TISSOT
www.motogp.com

Spielberg, Saturday, August 14, 2021

Page 4 of 7



Free Practice Nr. 3

MotoGP

Lap	Lap Time	T1	T2	T3	T4	Speed	Lap	Lap Time	T1	T2	T3	T4	Speed
12	1'24.085 *	17.206*	26.403	23.971	16.505	313.0	4	1'24.573	17.413	26.756	23.905	16.499	306.8
13	1'36.575 P	17.178	29.067	26.114	24.216	312.1	5	1'24.557	17.404	26.671	24.040	16.442	305.0
Run # 3	Front Tyre	Slick-Medium	Rear Tyre	Slick-Soft									
		New Tyre		New Tyre									
14	7'05.006	11.156	30.125	24.570	16.802	267.3	6	6 Laps at start		6 Laps at start			
15	1'26.567 *	17.233	26.345	25.100*	17.889	312.1	7	5'39.959	10.099	28.227	24.931	16.863	284.2
16	1'23.601	17.136	26.437	23.707	16.321	314.8	8	1'24.865	17.582	26.582	24.143	16.558	302.5
17	1'29.446 P	17.140	26.118	23.867	22.321	313.9	9	1'24.801	17.510	26.598	24.095	16.598	302.5
Run # 4	Front Tyre	Slick-Medium	Rear Tyre	Slick-Soft									
		New Tyre		New Tyre									
18	4'25.964	14.488	32.213	24.702	16.578	108.0	10	1'29.767	19.291	29.910	24.026	16.540	255.9
19	1'23.558	17.186	26.242	23.724	16.406	312.1	11	1'24.909	17.419	26.840	24.077	16.573	306.8
	unfinished	17.163	26.372	23.595		310.3	12	1'34.056 P	17.508	27.274	26.119	23.155	304.2

14th 88 Miguel OLIVEIRA KTM POR
Red Bull KTM Factory Racing
Runs=3 Total laps=22 Full laps=13

Run #	Front Tyre	Slick-Medium	Rear Tyre	Slick-Medium	Speed
		New Tyre		New Tyre	
1	1'56.158	11.630	29.419	25.125	16.979 284.9
2	1'25.343	17.475	27.166	24.086	16.616 312.1
3	1'24.880	17.311	27.042	24.009	16.518 311.2
4	1'24.490	17.338	26.784	23.897	16.471 312.1
5	1'24.186	17.182	26.770	23.821	16.413 313.0
6	1'30.773 P	17.349	26.904	24.142	22.378 311.2

Run #	Front Tyre	Slick-Hard	Rear Tyre	Slick-Medium	Speed
		New Tyre		6 Laps at start	
7	6'25.215	12.517	28.092	24.656	16.759 288.0
8	1'24.676	17.403	26.806	24.008	16.459 307.6
9	1'24.148	17.294	26.538	23.934	16.382 309.4
10	1'24.700	17.273	26.702	24.249	16.476 311.2
11	1'24.552	17.327	26.774	24.022	16.429 306.8
12	1'30.581 P	17.309	26.569	24.530	22.173 306.8

Run #	Front Tyre	Slick-Hard	Rear Tyre	Slick-Soft	Speed
		New Tyre		New Tyre	
13	8'03.290	11.681	28.208	24.690	16.825 288.0
14	1'25.312	17.417	26.818	24.068	17.009 307.6
15	1'24.344	17.302	26.780	23.885	16.377 307.6
16	1'23.998	17.191	26.578	23.807	16.422 309.4
17	1'37.299 P	21.471	28.794	24.820	22.214 198.8

Run #	Front Tyre	Slick-Hard	Rear Tyre	Slick-Soft	Speed
		5 Laps at start		New Tyre	
18	3'35.324	11.861	28.034	24.580	16.682 287.2
19	1'24.100	17.281	26.661	23.812	16.346 307.6
20	1'23.677	17.153	26.395	23.776	16.353 309.4
21	1'33.147 *	23.495	28.405	24.737*	16.510 139.1
22	1'23.541 *	17.256	26.272	23.703	16.310* 308.5

15th 46 Valentino ROSSI YAMAHA ITA
Petronas Yamaha SRT
Runs=3 Total laps=21 Full laps=14

Run #	Front Tyre	Slick-Medium	Rear Tyre	Slick-Soft	Speed
		New Tyre		New Tyre	
1	1'56.523	9.720	29.311	25.040	16.956 280.5
2	1'25.321	17.532	27.062	24.136	16.591 307.6
3	1'24.850	17.415	26.970	23.889	16.576 306.8

Run #	Front Tyre	Slick-Medium	Rear Tyre	Slick-Soft	Speed
		New Tyre		New Tyre	
13	10'20.129	10.560	28.865	25.719	17.824 282.7
14	1'24.258	17.485	26.652	23.795	16.326 307.6
15	1'23.914	17.294	26.438	23.799	16.383 309.4
16	1'30.742 P	17.555	26.951	24.076	22.160 301.6

Run #	Front Tyre	Slick-Medium	Rear Tyre	Slick-Soft	Speed
		4 Laps at start		New Tyre	
17	2'59.297	10.221	28.605	24.639	16.680 288.7
18	1'23.823	17.352	26.420	23.718	16.333 307.6
19	1'23.687	17.249	26.240	23.888	16.310 305.9
20	1'25.725	18.078	27.265	23.995	16.387 291.8
21	1'23.840	17.325	26.360	23.750	16.405 305.9

16th 73 Alex MARQUEZ HONDA SPA
LCR Honda CASTROL
Runs=3 Total laps=23 Full laps=15

Run #	Front Tyre	Slick-Medium	Rear Tyre	Slick-Medium	Speed
		6 Laps at start		6 Laps at start	
1	1'49.553	10.354	30.632	26.689	17.313 288.0
2	1'25.869	17.645	27.263	24.279	16.682 308.5
3	1'24.774	17.323	26.794	24.047	16.610 312.1
4	1'24.854	17.407	26.889	23.983	16.575 311.2
5	1'24.386	17.303	26.534	23.993	16.556 311.2
6	1'37.275 P	19.691*	30.664	24.270	22.650 253.5

Run #	Front Tyre	Slick-Medium	Rear Tyre	Slick-Medium	Speed
		12 Laps at start		12 Laps at start	
7	6'05.355	10.993	29.093	24.967	17.128 277.6
8	1'25.703 *	17.619*	26.866	24.485	16.733 306.8
9	1'25.077	17.467	26.791	24.129	16.690 307.6
10	1'24.662	17.433	26.552	24.089	16.588 306.8
11	1'24.786	17.419	26.591	24.149	16.627 308.5
12	1'26.254	17.403	26.585	25.337	16.929 309.4
13	1'25.088	17.345	26.749	24.263	16.731 311.2
14	1'33.110 P	17.429	27.213	25.073	23.395 311.2

Run #	Front Tyre	Slick-Medium	Rear Tyre	Slick-Soft	Speed
		New Tyre		New Tyre	
15	6'19.100	11.003	29.800	25.620	16.940 282.7
16	1'24.531	17.382	26.528	24.034	16.587 309.4
17	1'24.022	17.195	26.567	23.897	16.363 312.1
18	1'23.695	17.179	26.327	23.837	16.352 312.1
19	1'37.003 P	19.988*	28.677	25.344	22.994 262.1

Fastest Lap: Francesco BAGNAIA Ducati Lenovo Team ITA **1'22.874** 16.972 25.981 23.706 16.215

These data/results cannot be reproduced, stored and/or transmitted in whole or in part by any manner of electronic, mechanical, photocopying, recording, broadcasting or otherwise now known or herein after developed without the previous express consent by the copyright owner, except for reproduction in daily press and regular printed publications on sale to the public within 60 days of the event related to those data/results and always provided that copyright symbol appears together as follows below.
© DORNA, 2021

Official MotoGP Timing by TISSOT
www.motogp.com



Free Practice Nr. 3

MotoGP

Lap	Lap Time	T1	T2	T3	T4	Speed	Lap	Lap Time	T1	T2	T3	T4	Speed
Run # 4	Front Tyre Slick-Medium	Rear Tyre Slick-Soft											
5 Laps at start													
20	4'20.991	10.634	28.726	24.984	16.743	288.7	Run # 3	Front Tyre Slick-Medium	Rear Tyre Slick-Soft				
21	1'23.848	17.212	26.399	23.839	16.398	311.2	New Tyre						
22	1'27.633	17.148	29.608	24.257	16.620	312.1	11	7'02.498	11.953	28.926	25.598	16.813	257.1
23	1'23.721	17.163	26.299	23.845	16.414	312.1	12	1'27.840	17.623	28.146	25.190	16.881	307.6

17th 27 **Iker LECUONA** KTM SPA
 Tech 3 KTM Factory Racing
 Runs=3 Total laps=22 Full laps=12

Run #	Front Tyre	Slick-Hard	Rear Tyre	Slick-Medium	Speed
New Tyre					
1	1'52.892	10.762	29.346	25.249	17.084 285.7
2	1'25.230	17.578	27.031	24.012	16.609 306.8
3	1'25.358	17.614	27.036	24.067	16.641 304.2
4	1'24.693	17.507	26.863	23.846	16.477 303.3
5	1'24.505	17.388	26.752	23.902	16.463 305.9
6	1'24.792	17.456	27.032	23.801	16.503 305.9
7	1'35.632 P	17.643	29.142	25.122	23.725 302.5

Run #	Front Tyre	Slick-Hard	Rear Tyre	Slick-Medium	Speed
7 Laps at start					
8	7'09.566	10.523	30.854	24.215	16.764 289.5
9	1'26.436 *	17.578	27.947	24.244*	16.667 303.3
10	1'24.987	17.552	26.858	23.986	16.591 303.3
11	1'24.800	17.528	26.788	23.929	16.555 303.3
12	1'25.881 *	17.701*	27.052	24.490	16.638 305.0
13	1'32.641 P	17.591	26.863	24.078	24.109 303.3

Run #	Front Tyre	Slick-Hard	Rear Tyre	Slick-Soft	Speed
New Tyre					
14	7'42.315	10.598	28.544	24.243	16.641 242.6
15	1'24.234	17.418	26.558	23.781	16.477 306.8
16	1'23.956	17.389	26.433	23.729	16.405 305.9
17	1'34.683 P	17.401	29.513	24.407	23.362 307.6

Run #	Front Tyre	Slick-Hard	Rear Tyre	Slick-Soft	Speed
4 Laps at start					
18	3'07.227	11.463	28.019	24.519	16.835 292.6
19	1'23.706	17.342	26.492	23.518	16.354 305.9
20	1'24.170	17.282	26.670	23.700	16.518 308.5
21	1'24.031	17.367	26.456	23.795	16.413 306.8
22	1'24.829 *	17.383	26.730	23.977*	16.739 305.9

18th 23 **Enea BASTIANINI** DUCATI ITA
 Avintia Esponsorama
 Runs=3 Total laps=19 Full laps=12

Run #	Front Tyre	Slick-Medium	Rear Tyre	Slick-Soft	Speed
New Tyre					
1	2'08.708	11.003	30.160	25.820	17.100 261.5
2	1'25.202	17.358	26.981	24.355	16.508 308.5
3	1'24.551	17.327	26.702	24.061	16.461 310.3
4	1'25.882	17.974	27.186	24.253	16.469 305.0
5	1'24.033	17.262	26.319	24.096	16.356 312.1
6	1'24.101	17.210	26.474	24.006	16.411 311.2
7	2'26.972 P	1'08.176	29.880	25.718	23.198 246.0

Run #	Front Tyre	Slick-Medium	Rear Tyre	Slick-Medium	Speed
7 Laps at start					
8	10'19.088	11.116	30.105	25.580	16.983 219.0

Run #	Front Tyre	Slick-Medium	Rear Tyre	Slick-Soft	Speed
9	1'27.055	17.469	28.495	24.499	16.592 309.4
10	1'35.374 P	17.321	26.612	27.604	23.837 313.0

Run #	Front Tyre	Slick-Medium	Rear Tyre	Slick-Soft	Speed
5 Laps at start					
16	3'27.624	12.492	30.044	26.026	20.537 245.4
17	1'32.323	17.332	26.561	29.432	18.998 312.1
18	1'24.302	17.283	26.499	24.136	16.384 311.2
19	1'24.064	17.406	26.238	23.982	16.438 310.3

19th 9 **Daniilo PETRUCCI** KTM ITA
 Tech 3 KTM Factory Racing
 Runs=3 Total laps=20 Full laps=10

Run #	Front Tyre	Slick-Hard	Rear Tyre	Slick-Soft	Speed
New Tyre					
1	1'53.226	10.978	30.256	26.499	17.157 275.5
2	1'26.427	17.655	27.121	24.232	17.419 307.6
3	1'24.663	17.422	26.915	23.829	16.497 307.6
4	1'24.643	17.427	26.986	23.725	16.505 308.5
5	1'24.713	17.534	26.768	23.801	16.610 309.4
6	1'39.589 P	22.170*	30.992	24.359	22.068 116.1

Run #	Front Tyre	Slick-Medium	Rear Tyre	Slick-Soft	Speed
New Tyre					
7	9'08.185	12.205	29.168	24.192	16.792 276.2
8	1'28.291 *	17.696	29.070*	24.559	16.966 303.3
9	1'24.915	17.649	26.780	23.837	16.649 305.0
10	1'29.464 *	18.764*	29.954	23.983	16.763 260.8
11	1'32.497 P	17.682	26.943	25.291*	22.581 303.3

Run #	Front Tyre	Slick-Medium	Rear Tyre	Slick-Soft	Speed
New Tyre					
12	7'47.264	11.702	27.542	24.366	16.687 279.0
13	1'29.228	17.523	26.820	27.272	17.613 305.9
14	1'24.840	17.448	26.892	23.880	16.620 305.9
15	1'36.704 P	17.685*	29.683*	25.840	23.496 302.5

Run #	Front Tyre	Slick-Medium	Rear Tyre	Slick-Soft	Speed
4 Laps at start					
16	3'27.394	12.460	28.464	26.472	19.655 266.6
17	1'24.325	17.497	26.595	23.777	16.456 302.5
18	1'24.074	17.402	26.550	23.709	16.413 304.2
19	1'31.857 *	20.588*	29.035	25.625	16.609 227.3
20	1'24.438	17.401	26.698	23.725	16.614 305.9

20th 35 **Cal CRUTCHLOW** YAMAHA GBR
 Petronas Yamaha SRT
 Runs=3 Total laps=22 Full laps=11

Run #	Front Tyre	Slick-Medium	Rear Tyre	Slick-Medium	Speed
New Tyre					
1	2'01.554	10.930	30.362	25.918	18.014 257.1
2	1'29.638	19.359	28.952	24.537	16.790 295.0
3	1'25.624	17.676	26.862	24.094	16.992 301.6

Fastest Lap: Francesco BAGNAIA Ducati Lenovo Team ITA 1'22.874 16.972 25.981 23.706 16.215

These data/results cannot be reproduced, stored and/or transmitted in whole or in part by any manner of electronic, mechanical, photocopying, recording, broadcasting or otherwise now known or herein after developed without the previous express consent by the copyright owner, except for reproduction in daily press and regular printed publications on sale to the public within 60 days of the event related to those data/results and always provided that copyright symbol appears together as follows below.
 © DORNA, 2021



Free Practice Nr. 3

MotoGP

Lap	Lap Time	T1	T2	T3	T4	Speed	Lap	Lap Time	T1	T2	T3	T4	Speed
4	1'28.333	19.924	27.687	24.091	16.631	232.7							
5	1'24.764	17.610	26.672	23.899	16.583	302.5							
6	1'30.256 *	20.962*	28.119	24.520	16.655	240.0							
7	1'25.104 *	17.657*	26.822	24.019	16.606	300.0							
8	1'35.039 P	19.502*	28.837	24.620	22.080	275.5							
Run # 2	<i>Front Tyre</i>	Slick-Medium	<i>Rear Tyre</i>	Slick-Medium									
	8 Laps at start			8 Laps at start									
9	6'52.624	10.419	30.660	29.804	17.181	284.2							
10	1'27.200 *	18.116*	27.680	24.618	16.786	297.5							
11	1'25.998	17.655	27.352	24.360	16.631	300.8							
12	1'28.766 *	20.941*	27.170	24.054	16.601	242.6							
13	1'31.581 P	17.513	26.694	24.528	22.846	303.3							
Run # 3	<i>Front Tyre</i>	Slick-Medium	<i>Rear Tyre</i>	Slick-Soft									
	New Tyre			New Tyre									
14	7'03.092	11.965	29.142	27.052	17.035	272.0							
15	1'25.903	17.599	27.639	24.141	16.524	302.5							
16	1'24.388	17.470	<u>26.506</u>	23.870	16.542	303.3							
17	1'24.459	17.436	26.586	23.827	16.610	303.3							
18	1'32.703 P	18.426*	27.970	24.401	21.906	288.7							
Run # 4	<i>Front Tyre</i>	Slick-Medium	<i>Rear Tyre</i>	Slick-Soft									
	5 Laps at start			New Tyre									
19	3'24.620	15.516	43.574	25.698	18.551	211.3							
20	1'33.547	19.631	32.623	24.526	16.767	169.0							
21	<u>1'24.193</u>	<u>17.391</u>	26.626	<u>23.762</u>	<u>16.414</u>	<u>305.0</u>							
22	1'30.247	20.987	28.159	24.440	16.661	250.5							

Fastest Lap: Francesco BAGNAIA Ducati Lenovo Team ITA **1'22.874** 16.972 25.981 23.706 16.215

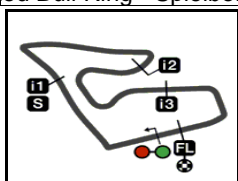
These data/results cannot be reproduced, stored and/or transmitted in whole or in part by any manner of electronic, mechanical, photocopying, recording, broadcasting or otherwise now known or herein after developed without the previous express consent by the copyright owner, except for reproduction in daily press and regular printed publications on sale to the public within 60 days of the event related to those data/results and always provided that copyright symbol appears together as follows below.
© DORNA, 2021

Official MotoGP Timing by **TISSOT**
www.motogp.com

Spielberg, Saturday, August 14, 2021

Page 7 of 7





4318 m.

BITCI MOTORRAD GRAND PRIX VON ÖSTERREICH

Free Practice Nr. 3

Best Partial Times

MotoGP™

IT Ideal Lap Time, sum of the best partial times

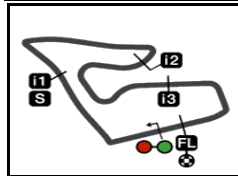
BT Best Lap Time

T1		T2		T3		T4						
<i>Pos</i>	<i>Rider</i>	<i>Time</i>	<i>Rider</i>	<i>Time</i>	<i>Rider</i>	<i>Time</i>	<i>Rider</i>	<i>Time</i>	<i>Pos</i>	<i>Rider</i>	<i>IT</i>	<i>BT</i>
1	F.BAGNAIA	16.972	F.BAGNAIA	25.981	M.MARQUEZ	23.460	F.QUARTARARO	16.155	1	F.QUARTARAR	1'22.871	1'22.968 (2)
2	J.MILLER	17.040	J.ZARCO	26.019	A.ESPARGARO	23.471	F.BAGNAIA	16.215	2	F.BAGNAIA	1'22.874	1'22.874 (1)
3	J.ZARCO	17.072	F.QUARTARARO	26.108	F.QUARTARARO	23.479	J.ZARCO	16.249	3	J.ZARCO	1'22.947	1'23.012 (3)
4	B.BINDER	17.104	J.MARTIN	26.118	I.LECUONA	23.518	M.MARQUEZ	16.250	4	M.MARQUEZ	1'23.064	1'23.132 (4)
5	J.MARTIN	17.112	A.ESPARGARO	26.127	J.MIR	23.534	A.ESPARGARO	16.251	5	A.ESPARGAR	1'23.088	1'23.138 (5)
6	P.ESPARGARO	17.115	T.NAKAGAMI	26.148	J.MARTIN	23.595	J.MIR	16.299	6	J.MARTIN	1'23.146	1'23.558 (13)
7	F.QUARTARARO	17.129	J.MIR	26.149	J.ZARCO	23.607	T.NAKAGAMI	16.307	7	J.MIR	1'23.156	1'23.320 (7)
8	T.NAKAGAMI	17.133	A.RINS	26.169	P.ESPARGARO	23.615	V.ROSSI	16.310	8	J.MILLER	1'23.245	1'23.245 (6)
9	A.RINS	17.135	M.MARQUEZ	26.198	B.BINDER	23.655	B.BINDER	16.316	9	T.NAKAGAMI	1'23.262	1'23.362 (8)
10	A.MARQUEZ	17.148	J.MILLER	26.205	A.RINS	23.666	J.MARTIN	16.321	10	A.RINS	1'23.337	1'23.482 (11)
11	M.OLIVEIRA	17.153	E.BASTIANINI	26.238	T.NAKAGAMI	23.674	J.MILLER	16.323	11	B.BINDER	1'23.345	1'23.453 (9)
12	M.MARQUEZ	17.156	V.ROSSI	26.240	J.MILLER	23.677	L.MARINI	16.327	12	P.ESPARGAR	1'23.400	1'23.481 (10)
13	J.MIR	17.174	B.BINDER	26.270	L.MARINI	23.695	M.OLIVEIRA	16.346	13	M.OLIVEIRA	1'23.474	1'23.677 (14)
14	E.BASTIANINI	17.210	M.OLIVEIRA	26.272	M.OLIVEIRA	23.703	A.MARQUEZ	16.352	14	V.ROSSI	1'23.517	1'23.687 (15)
15	L.MARINI	17.212	L.MARINI	26.293	F.BAGNAIA	23.706	I.LECUONA	16.354	15	L.MARINI	1'23.527	1'23.527 (12)
16	A.ESPARGARO	17.239	A.MARQUEZ	26.299	D.PETRUCCI	23.709	E.BASTIANINI	16.356	16	I.LECUONA	1'23.587	1'23.706 (17)
17	V.ROSSI	17.249	P.ESPARGARO	26.300	V.ROSSI	23.718	A.RINS	16.367	17	A.MARQUEZ	1'23.636	1'23.695 (16)
18	I.LECUONA	17.282	I.LECUONA	26.433	C.CRUTCHLOW	23.762	P.ESPARGARO	16.370	18	E.BASTIANINI	1'23.786	1'24.033 (18)
19	C.CRUTCHLOW	17.391	C.CRUTCHLOW	26.506	A.MARQUEZ	23.837	D.PETRUCCI	16.413	19	D.PETRUCCI	1'24.073	1'24.074 (19)
20	D.PETRUCCI	17.401	D.PETRUCCI	26.550	E.BASTIANINI	23.982	C.CRUTCHLOW	16.414	19	C.CRUTCHLO	1'24.073	1'24.193 (20)

These data/results cannot be reproduced, stored and/or transmitted in whole or in part by any manner of electronic, mechanical, photocopying, recording, broadcasting or otherwise now known or herein after developed without the previous express consent by the copyright owner, except for reproduction in daily press and regular printed publications on sale to the public within 60 days of the event related to those data/results and always provided that copyright symbol appears together as follows below.
© DORNA, 2021

Official MotoGP Timing by TISSOT
www.motogp.com





4318 m.

BITCI MOTORRAD GRAND PRIX VON ÖSTERREICH**Free Practice Nr. 3****Fastest Laps Sequence**

<i>Practice Time</i>	 <i>Rider</i>	<i>Nation</i>	<i>Motorcycle</i>	<i>Time</i>	<i>Km/h</i>	<i>Rider's Lap</i>
3'02.533	42 Alex RINS	SPA	SUZUKI	1'25.106	182.6	2
3'03.130	93 Marc MARQUEZ	SPA	HONDA	1'24.984	182.9	2
3'06.932	44 PoI ESPARGARO	SPA	HONDA	1'24.593	183.7	2
4'30.265	36 Joan MIR	SPA	SUZUKI	1'24.509	183.9	3
4'30.830	44 PoI ESPARGARO	SPA	HONDA	1'23.898	185.2	3
4'48.299	63 Francesco BAGNAIA	ITA	DUCATI	1'23.785	185.5	3
4'53.162	5 Johann ZARCO	FRA	DUCATI	1'23.729	185.6	3
6'11.983	63 Francesco BAGNAIA	ITA	DUCATI	1'23.684	185.7	4
6'27.247	89 Jorge MARTIN	SPA	DUCATI	1'23.682	185.7	4
6'58.700	20 Fabio QUARTARARO	FRA	YAMAHA	1'23.587	185.9	4
10'30.975	5 Johann ZARCO	FRA	DUCATI	1'23.484	186.2	7
27'06.751	20 Fabio QUARTARARO	FRA	YAMAHA	1'23.203	186.8	13
28'29.726	20 Fabio QUARTARARO	FRA	YAMAHA	1'22.975	187.3	14
38'27.960	20 Fabio QUARTARARO	FRA	YAMAHA	1'22.968	187.3	18
42'34.406	63 Francesco BAGNAIA	ITA	DUCATI	1'22.874	187.5	19

These data/results cannot be reproduced, stored and/or transmitted in whole or in part by any manner of electronic, mechanical, photocopying, recording, broadcasting or otherwise now known or herein after developed without the previous express consent by the copyright owner, except for reproduction in daily press and regular printed publications on sale to the public within 60 days of the event related to those data/results and always provided that copyright symbol appears together as follows below.

© DORNA, 2021

Official MotoGP Timing by TISSOT
www.motogp.com

Spielberg, Saturday, August 14, 2021

