


4318 m.

BITCI MOTORRAD GRAND PRIX VON ÖSTERREICH

Free Practice Nr. 2

Classification

6

|  | Rider | Nation | Team | Motorcycle | Time | Lap Total | Gap | Top Speed |
|---|---------------------|--------|------------------------------|------------|-----------------|-----------|-------------|--------------|
| 1 | 27 Iker LECUONA | SPA | Tech 3 KTM Factory Racing | KTM | 1'27.520 | 24 24 | | 304.2 |
| 2 | 5 Johann ZARCO | FRA | Pramac Racing | DUCATI | 1'30.917 | 20 20 | 3.397 3.397 | 308.5 |
| 3 | 41 Aleix ESPARGARO | SPA | Aprilia Racing Team Gresini | APRILIA | 1'31.237 | 14 14 | 3.717 0.320 | 302.5 |
| 4 | 93 Marc MARQUEZ | SPA | Repsol Honda Team | HONDA | 1'31.353 | 15 17 | 3.833 0.116 | 302.5 |
| 5 | 43 Jack MILLER | AUS | Ducati Lenovo Team | DUCATI | 1'31.812 | 17 17 | 4.292 0.459 | 305.9 |
| 6 | 73 Alex MARQUEZ | SPA | LCR Honda CASTROL | HONDA | 1'31.961 | 17 17 | 4.441 0.149 | 302.5 |
| 7 | 42 Alex RINS | SPA | Team SUZUKI ECSTAR | SUZUKI | 1'32.190 | 16 19 | 4.670 0.229 | 305.0 |
| 8 | 44 Pol ESPARGARO | SPA | Repsol Honda Team | HONDA | 1'32.404 | 11 12 | 4.884 0.214 | 306.8 |
| 9 | 20 Fabio QUARTARARO | FRA | Monster Energy Yamaha MotoGP | YAMAHA | 1'32.784 | 19 20 | 5.264 0.380 | 295.8 |
| 10 | 33 Brad BINDER | RSA | Red Bull KTM Factory Racing | KTM | 1'33.319 | 22 22 | 5.799 0.535 | 304.2 |
| 11 | 89 Jorge MARTIN | SPA | Pramac Racing | DUCATI | 1'33.408 | 17 19 | 5.888 0.089 | 300.8 |
| 12 | 30 Takaaki NAKAGAMI | JPN | LCR Honda IDEMITSU | HONDA | 1'33.536 | 16 16 | 6.016 0.128 | 300.8 |
| Not qualified (Out 107%) | | | | | 1'33.646 | | | |
| 63 | Francesco BAGNAIA | ITA | Ducati Lenovo Team | DUCATI | 1'33.647 | 7 13 | 6.127 0.111 | 304.2 |
| 88 | Miguel OLIVEIRA | POR | Red Bull KTM Factory Racing | KTM | 1'33.951 | 11 11 | 6.431 0.304 | 297.5 |
| 10 | Luca MARINI | ITA | SKY VR46 Avintia | DUCATI | 1'34.497 | 10 12 | 6.977 0.546 | 291.1 |
| 46 | Valentino ROSSI | ITA | Petronas Yamaha SRT | YAMAHA | 1'34.697 | 13 17 | 7.177 0.200 | 291.8 |
| 35 | Cal CRUTCHLOW | GBR | Petronas Yamaha SRT | YAMAHA | 1'34.701 | 14 16 | 7.181 0.004 | 295.0 |
| 23 | Enea BASTIANINI | ITA | Avintia Esponsorama | DUCATI | 1'34.754 | 10 12 | 7.234 0.053 | 297.5 |
| 36 | Joan MIR | SPA | Team SUZUKI ECSTAR | SUZUKI | 1'35.307 | 8 16 | 7.787 0.553 | 296.7 |
| 9 | Daniilo PETRUCCI | ITA | Tech 3 KTM Factory Racing | KTM | 1'35.622 | 7 10 | 8.102 0.315 | 292.6 |

Practice condition: **Wet**

Air: 22°

Humidity: 85%

Ground: 30°

| | | | | |
|-----------------------------|---------|-------------------------|-----------------|------------|
| Fastest Lap: | Lap: 24 | Iker LECUONA | 1'27.520 | 177.6 Km/h |
| Best Race Lap: | 2019 | Andrea DOVIZIOSO | 1'23.827 | 185.4 Km/h |
| All Time Lap Record: | 2021 | Johann ZARCO | 1'22.827 | 187.6 Km/h |

The results are provisional until the end of the limit for protest and appeals.

Time limit for protest expires 30' after publication of the results - Time:

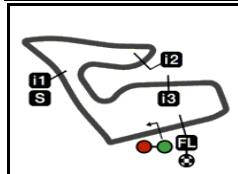
These data/results cannot be reproduced, stored and/or transmitted in whole or in part by any manner of electronic, mechanical, photocopying, recording, broadcasting or otherwise now known or herein after developed without the previous express consent by the copyright owner, except for reproduction in daily press and regular printed publications on sale to the public within 60 days of the event related to those data/results and always provided that copyright symbol appears together as follows below.

© DORNA, 2021

Official MotoGP Timing by TISSOT
www.motogp.com

Spielberg, Friday, August 13, 2021






4318 m.

BITCI MOTORRAD GRAND PRIX VON ÖSTERREICH

Free Practice Nr. 2

Combined Free Practice Times

7

|  | Rider | Nation | Team | MOTORCYCLE | FP1 | FP2 | Gap |
|---|-----------------|--------|------------------------------|------------|-----------------|-----|-------------------------|
| 1 | 5 J.ZARCO | FRA | Pramac Racing | DUCATI | 1'22.827 | 21 | 1'30.917 20 |
| 2 | 36 J.MIR | SPA | Team SUZUKI ECSTAR | SUZUKI | 1'23.625 | 19 | 1'35.307 8 0.798 0.798 |
| 3 | 42 A.RINS | SPA | Team SUZUKI ECSTAR | SUZUKI | 1'23.730 | 20 | 1'32.190 16 0.903 0.105 |
| 4 | 30 T.NAKAGAMI | JPN | LCR Honda IDEMITSU | HONDA | 1'23.790 | 20 | 1'33.536 16 0.963 0.060 |
| 5 | 41 A.ESPARGARO | SPA | Aprilia Racing Team Gresini | APRILIA | 1'23.841 | 15 | 1'31.237 14 1.014 0.051 |
| 6 | 20 F.QUARTARARO | FRA | Monster Energy Yamaha MotoGP | YAMAHA | 1'23.865 | 6 | 1'32.784 19 1.038 0.024 |
| 7 | 73 A.MARQUEZ | SPA | LCR Honda CASTROL | HONDA | 1'23.881 | 18 | 1'31.961 17 1.054 0.016 |
| 8 | 63 F.BAGNAIA | ITA | Ducati Lenovo Team | DUCATI | 1'23.903 | 12 | 1'33.647 7 1.076 0.022 |
| 9 | 93 M.MARQUEZ | SPA | Repsol Honda Team | HONDA | 1'23.967 | 4 | 1'31.353 15 1.140 0.064 |
| 10 | 89 J.MARTIN | SPA | Pramac Racing | DUCATI | 1'24.044 | 17 | 1'33.408 17 1.217 0.077 |
| 11 | 44 P.ESPARGARO | SPA | Repsol Honda Team | HONDA | 1'24.097 | 5 | 1'32.404 11 1.270 0.053 |
| 12 | 23 E.BASTIANINI | ITA | Avintia Esponsorama | DUCATI | 1'24.237 | 5 | 1'34.754 10 1.410 0.140 |
| 13 | 10 L.MARINI | ITA | SKY VR46 Avintia | DUCATI | 1'24.330 | 5 | 1'34.497 10 1.503 0.093 |
| 14 | 46 V.ROSSI | ITA | Petronas Yamaha SRT | YAMAHA | 1'24.335 | 21 | 1'34.697 13 1.508 0.005 |
| 15 | 88 M.OLIVEIRA | POR | Red Bull KTM Factory Racing | KTM | 1'24.347 | 6 | 1'33.951 11 1.520 0.012 |
| 16 | 33 B.BINDER | RSA | Red Bull KTM Factory Racing | KTM | 1'24.492 | 6 | 1'33.319 22 1.665 0.145 |
| 17 | 43 J.MILLER | AUS | Ducati Lenovo Team | DUCATI | 1'24.528 | 5 | 1'31.812 17 1.701 0.036 |
| 18 | 9 D.PETRUCCI | ITA | Tech 3 KTM Factory Racing | KTM | 1'24.755 | 4 | 1'35.622 7 1.928 0.227 |
| 19 | 27 I.LECUONA | SPA | Tech 3 KTM Factory Racing | KTM | 1'24.792 | 4 | 1'27.520 24 1.965 0.037 |
| 20 | 35 C.CRUTCHLOW | GBR | Petronas Yamaha SRT | YAMAHA | 1'25.295 | 5 | 1'34.701 14 2.468 0.503 |

| | | | | |
|------------------------------|------|-------------------------|-----------------|------------|
| Pole Position Record: | 2021 | Jorge MARTIN | 1'22.994 | 187.3 Km/h |
| Best Race Lap: | 2019 | Andrea DOVIZIOSO | 1'23.827 | 185.4 Km/h |
| All Time Lap Record: | 2021 | Johann ZARCO | 1'22.827 | 187.6 Km/h |

The results are provisional until the end of the limit for protest and appeals.

Time limit for protest expires 60' after publication of the results - Time:

These data/results cannot be reproduced, stored and/or transmitted in whole or in part by any manner of electronic, mechanical, photocopying, recording, broadcasting or otherwise now known or herein after developed without the previous express consent by the copyright owner, except for reproduction in daily press and regular printed publications on sale to the public within 60 days of the event related to those data/results and always provided that copyright symbol appears together as follows below.

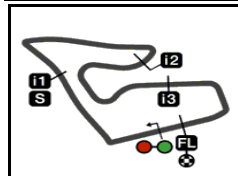
© DORNA, 2021

Official MotoGP Timing by TISSOT

www.motogp.com

Spielberg, Friday, August 13, 2021





4318 m.

BITCI MOTORRAD GRAND PRIX VON ÖSTERREICH**Free Practice Nr. 2****Top Speed & Average****8**

| <i>Rider</i> | <i>Nation</i> | <i>Motorcycle</i> | <i>Top 5 speeds</i> | | | | | <i>Average</i> | <i>Top</i> |
|-----------------------------|---------------|-------------------|---------------------|-------|-------|-------|-------|----------------|--------------|
| 5 Johann ZARCO | FRA | DUCATI | 308.5 | 305.0 | 302.5 | 301.6 | 299.1 | 303.3 | 308.5 |
| 44 Po ESPARGARO | SPA | HONDA | 306.8 | 304.2 | 304.2 | 302.5 | 302.5 | 304.0 | 306.8 |
| 43 Jack MILLER | AUS | DUCATI | 305.9 | 305.0 | 305.0 | 305.0 | 304.2 | 304.7 | 305.9 |
| 42 Alex RINS | SPA | SUZUKI | 305.0 | 303.3 | 301.6 | 297.5 | 297.5 | 301.0 | 305.0 |
| 27 Iker LECUONA | SPA | KTM | 304.2 | 302.5 | 297.5 | 297.5 | 297.5 | 299.5 | 304.2 |
| 33 Brad BINDER | RSA | KTM | 304.2 | 302.5 | 300.0 | 300.0 | 298.3 | 300.2 | 304.2 |
| 63 Francesco BAGNAIA | ITA | DUCATI | 304.2 | 304.2 | 301.6 | 301.6 | 300.8 | 302.5 | 304.2 |
| 41 Aleix ESPARGARO | SPA | APRILIA | 302.5 | 300.0 | 299.1 | 299.1 | 295.0 | 298.5 | 302.5 |
| 73 Alex MARQUEZ | SPA | HONDA | 302.5 | 300.8 | 298.3 | 294.2 | 293.4 | 297.1 | 302.5 |
| 93 Marc MARQUEZ | SPA | HONDA | 302.5 | 300.0 | 298.3 | 298.3 | 297.5 | 299.0 | 302.5 |
| 30 Takaaki NAKAGAMI | JPN | HONDA | 300.8 | 299.1 | 296.7 | 295.8 | 295.8 | 297.6 | 300.8 |
| 89 Jorge MARTIN | SPA | DUCATI | 300.8 | 299.1 | 298.3 | 296.7 | 296.7 | 298.1 | 300.8 |
| 23 Enea BASTIANINI | ITA | DUCATI | 297.5 | 293.4 | 288.0 | 287.2 | 286.4 | 289.8 | 297.5 |
| 88 Miguel OLIVEIRA | POR | KTM | 297.5 | 296.7 | 295.8 | 294.2 | 293.4 | 295.5 | 297.5 |
| 36 Joan MIR | SPA | SUZUKI | 296.7 | 296.7 | 295.0 | 294.2 | 293.4 | 295.2 | 296.7 |
| 20 Fabio QUARTARARO | FRA | YAMAHA | 295.8 | 294.2 | 294.2 | 294.2 | 293.4 | 294.4 | 295.8 |
| 35 Cal CRUTCHLOW | GBR | YAMAHA | 295.0 | 295.0 | 294.2 | 294.2 | 293.4 | 294.4 | 295.0 |
| 9 Danilo PETRUCCI | ITA | KTM | 292.6 | 291.1 | 291.1 | 290.3 | 288.0 | 290.6 | 292.6 |
| 46 Valentino ROSSI | ITA | YAMAHA | 291.8 | 291.1 | 290.3 | 289.5 | 289.5 | 290.4 | 291.8 |
| 10 Luca MARINI | ITA | DUCATI | 291.1 | 291.1 | 283.4 | 282.7 | 281.9 | 286.0 | 291.1 |

These data/results cannot be reproduced, stored and/or transmitted in whole or in part by any manner of electronic, mechanical, photocopying, recording, broadcasting or otherwise now known or herein after developed without the previous express consent by the copyright owner, except for reproduction in daily press and regular printed publications on sale to the public within 60 days of the event related to those data/results and always provided that copyright symbol appears together as follows below.

© DORNA, 2021

Official MotoGP Timing by **TISSOT**
www.motogp.com



Spielberg, Friday, August 13, 2021

BITCI MOTORRAD GRAND PRIX VON ÖSTERREICH

Free Practice Nr. 2

Chronological Analysis of Performances

9

* Lap / Sector time cancelled

T1 Time from finish line to 1st intermediate

T3 Time from 2nd intermed. to 3rd intermed.

P Crossing the finish line in pit lane

T2 Time from 1st intermed. to 2nd intermed.

T4 Time from 3rd intermediate to finish line

**Tyre data subject to further updates

| Lap | Lap Time | T1 | T2 | T3 | T4 | Speed | Lap | Lap Time | T1 | T2 | T3 | T4 | Speed |
|------------|-----------------|-----------------------------------|--------------|-----------|------------|-------|------------|-----------------|-----------------------------------|------------|------------------|------------|-------|
| 1st | 27 | Iker LECUONA | | KTM | | SPA | 9 | 1'41.589 | 19.242 | 35.074 | 28.766 | 18.507 | 288.0 |
| | | Tech 3 KTM Factory Racing | | | | | 10 | 1'33.499 | 18.697 | 29.592 | 26.717 | 18.493 | 298.3 |
| | | Runs=1 Total laps=24 Full laps=20 | | | | | 11 | 1'33.587 | 18.705 | 29.420 | 26.980 | 18.482 | 299.1 |
| Run # | 1 | Front Tyre | Wet-Medium | Rear Tyre | Wet-Soft | | Run # | 2 | Front Tyre | Wet-Soft | Rear Tyre | Wet-Soft | |
| | | New Tyre | | New Tyre | | | | | 15 Laps at start | | 15 Laps at start | | |
| 1 | 2'20.390 | 11.729 | 34.319 | 29.579 | 19.700 | 203.7 | 16 | 11'47.714 | 11.827 | 37.266 | 28.200 | 18.522 | 231.2 |
| 2 | 1'37.533 | 19.667 | 31.010 | 27.825 | 19.031 | 260.8 | 17 | 1'32.021 | 18.347 | 28.847 | 26.727 | 18.100 | 302.5 |
| 3 | 1'35.945 | 19.284 | 30.528 | 27.645 | 18.488 | 277.6 | 18 | 1'31.396 | 18.193 | 28.588 | 26.234 | 18.381 | 305.0 |
| 4 | 1'34.778 | 19.254 | 29.799 | 27.227 | 18.498 | 281.9 | 19 | 1'46.295 * | 21.893* | 35.059 | 30.070 | 19.273 | 199.6 |
| 5 | 1'35.316 | 19.188 | 30.052 | 27.638 | 18.438 | 285.7 | 20 | 1'30.917 | 18.115 | 28.395 | 26.263 | 18.144 | 308.5 |
| 6 | 1'33.997 | 18.943 | 29.496 | 27.144 | 18.414 | 292.6 | | | | | | | |
| 7 | 1'33.892 | 18.961 | 29.633 | 26.856 | 18.442 | 282.7 | | | | | | | |
| 8 | 1'34.049 | 18.998 | 29.782 | 26.970 | 18.299 | 295.8 | | | | | | | |
| 9 | 1'33.983 | 18.911 | 29.591 | 27.045 | 18.436 | 291.8 | | | | | | | |
| 10 | 1'33.851 | 18.870 | 29.602 | 26.956 | 18.423 | 294.2 | | | | | | | |
| 11 | 1'33.218 | 18.719 | 29.355 | 26.837 | 18.307 | 295.0 | | | | | | | |
| 12 | 1'34.348 | 18.903 | 29.675 | 27.070 | 18.700 | 297.5 | | | | | | | |
| 13 | 1'33.528 | 18.829 | 29.264 | 27.057 | 18.378 | 293.4 | | | | | | | |
| 14 | 1'32.966 | 18.745 | 29.026 | 26.909 | 18.286 | 297.5 | | | | | | | |
| 15 | 1'32.866 | 18.872 | 29.000 | 26.849 | 18.145 | 295.0 | | | | | | | |
| 16 | 1'32.934 | 18.748 | 28.861 | 26.979 | 18.346 | 295.8 | | | | | | | |
| 17 | 1'32.703 | 18.656 | 28.808 | 26.968 | 18.271 | 297.5 | | | | | | | |
| 18 | 1'38.357 P | 18.682 | 28.846 | 26.893 | 23.936 | 295.0 | | | | | | | |
| Run # | 2 | Front Tyre | Slick-Medium | Rear Tyre | Slick-Soft | | Run # | 2 | Front Tyre | Wet-Medium | Rear Tyre | Wet-Medium | |
| | | New Tyre | | New Tyre | | | | | New Tyre | | New Tyre | | |
| 19 | 9'21.706 | 11.983 | 32.258 | 28.699 | 19.470 | 226.4 | 8 | 17'47.069 | 11.100 | 31.450 | 28.578 | 19.679 | 248.8 |
| 20 | 1'33.386 * | 18.734* | 29.538 | 26.394 | 18.720 | 274.1 | 9 | 1'35.166 | 18.848 | 29.802 | 27.674 | 18.842 | 290.3 |
| 21 | 1'30.490 | 18.371 | 28.594 | 25.383 | 18.142 | 295.8 | 10 | 1'33.453 | 18.584 | 29.010 | 27.453 | 18.406 | 295.0 |
| 22 | 1'29.574 | 18.351 | 27.886 | 25.433 | 17.904 | 297.5 | 11 | 1'46.318 | 18.474 | 34.212 | 35.015 | 18.617 | 299.1 |
| 23 | 1'28.613 | 17.937 | 27.835 | 24.571 | 18.270 | 302.5 | 12 | 1'32.255 | 18.442 | 28.732 | 26.770 | 18.311 | 299.1 |
| 24 | 1'27.520 | 18.022 | 27.354 | 24.485 | 17.659 | 304.2 | 13 | 1'31.837 | 18.342 | 28.450 | 26.816 | 18.229 | 300.0 |
| | | | | | | | 14 | 1'31.237 | 18.279 | 28.284 | 26.426 | 18.248 | 302.5 |
| 2nd | 5 | Johann ZARCO | | DUCATI | | FRA | 4th | 93 | Marc MARQUEZ | | HONDA | | SPA |
| | | Pramac Racing | | | | | | | Repsol Honda Team | | | | |
| | | Runs=1 Total laps=20 Full laps=16 | | | | | | | Runs=3 Total laps=17 Full laps=11 | | | | |
| Run # | 1 | Front Tyre | Wet-Soft | Rear Tyre | Wet-Soft | | Run # | 1 | Front Tyre | Wet-Medium | Rear Tyre | Wet-Medium | |
| | | New Tyre | | New Tyre | | | | | New Tyre | | New Tyre | | |
| 1 | 5'16.926 | 11.996 | 35.640 | 31.178 | 20.800 | 217.7 | 1 | 5'16.083 | 12.763 | 36.151 | 31.385 | 21.376 | 238.9 |
| 2 | 1'41.623 | 20.293 | 32.380 | 29.139 | 19.811 | 250.5 | 2 | 1'54.727 P | 20.663 | 34.698 | 31.284 | 28.082 | 250.5 |
| 3 | 1'37.801 | 19.363 | 30.957 | 28.301 | 19.180 | 275.5 | | | | | | | |
| 4 | 1'36.308 | 19.166 | 30.470 | 27.839 | 18.833 | 283.4 | | | | | | | |
| 5 | 1'35.476 | 19.088 | 30.328 | 27.397 | 18.663 | 291.1 | | | | | | | |
| 6 | 1'34.647 | 18.914 | 30.042 | 27.129 | 18.562 | 289.5 | | | | | | | |
| 7 | 1'34.924 | 18.987 | 30.003 | 27.137 | 18.797 | 295.0 | | | | | | | |
| 8 | 1'34.233 | 18.836 | 29.863 | 26.993 | 18.541 | 284.9 | | | | | | | |

Fastest Lap: Iker LECUONA Tech 3 KTM Factory SPA **1'27.520** 18.022 27.354 24.485 17.659

These data/results cannot be reproduced, stored and/or transmitted in whole or in part by any manner of electronic, mechanical, photocopying, recording, broadcasting or otherwise now known or herein after developed without the previous express consent by the copyright owner, except for reproduction in daily press and regular printed publications on sale to the public within 60 days of the event related to those data/results and always provided that copyright symbol appears together as follows below.
© DORNA, 2021



Free Practice Nr. 2

MotoGP

| Lap | Lap Time | T1 | T2 | T3 | T4 | Speed | Lap | Lap Time | T1 | T2 | T3 | T4 | Speed | |
|---------|------------|------------------|-----------|------------------|--------|-------|---------|------------|-----------------|-----------|-----------------|--------|--------|-------|
| Run # 2 | Front Tyre | Wet-Medium | Rear Tyre | Wet-Medium | | | 7 | 1'35.253 | 19.081 | 29.935 | 27.392 | 18.845 | 293.4 | |
| | | 2 Laps at start | | 2 Laps at start | | | | 8 | 1'35.077 | 19.036 | 29.728 | 27.676 | 18.637 | 293.4 |
| 3 | 8'21.776 | 11.572 | 32.107 | 30.259 | 20.974 | 251.7 | 9 | 1'42.286 | 19.134 | 34.381 | 29.027 | 19.744 | 270.6 | |
| 4 | 1'38.598 | 19.443 | 30.967 | 28.731 | 19.457 | 279.0 | 10 | 1'34.488 | 18.984 | 29.700 | 27.203 | 18.601 | 294.2 | |
| 5 | 1'35.593 | 19.033 | 29.993 | 27.473 | 19.094 | 291.1 | 11 | 1'50.716 P | 22.008* | 32.595 | 30.332 | 25.781 | 231.2 | |
| 6 | 1'34.415 | 18.696 | 29.877 | 27.094 | 18.748 | 294.2 | Run # 2 | Front Tyre | Wet-Medium | Rear Tyre | Wet-Medium | | | |
| 7 | 1'33.874 | 18.932 | 29.275 | 27.040 | 18.627 | 295.0 | | | New Tyre | | New Tyre | | | |
| 8 | 1'32.679 | 18.664 | 28.968 | 26.721 | 18.326 | 297.5 | 12 | 9'21.929 | 14.305 | 32.588 | 28.548 | 19.441 | 235.8 | |
| 9 | 1'34.253 | 18.908 | 29.670 | 26.940 | 18.735 | 292.6 | 13 | 1'33.717 | 18.767 | 29.320 | 26.944 | 18.686 | 298.3 | |
| 10 | 1'32.312 | 18.721 | 28.836 | 26.519 | 18.236 | 295.8 | 14 | 1'33.202 | 18.675 | 29.239 | 26.760 | 18.528 | 300.8 | |
| 11 | 1'32.278 | 18.547 | 28.628 | 26.770 | 18.333 | 298.3 | 15 | 2'00.206 P | 23.565* | 37.074 | 33.131 | 26.436 | 192.5 | |
| 12 | 1'47.355 P | 18.583 | 31.616 | 32.489 | 24.667 | 298.3 | Run # 3 | Front Tyre | Wet-Medium | Rear Tyre | Wet-Medium | | | |
| Run # 3 | Front Tyre | Wet-Medium | Rear Tyre | Wet-Medium | | | | | 4 Laps at start | | 4 Laps at start | | | |
| | | 12 Laps at start | | 12 Laps at start | | | | 16 | 6'09.369 | 13.881 | 36.670 | 31.448 | 19.984 | 180.3 |
| 13 | 8'15.599 | 12.912 | 33.312 | 30.129 | 19.747 | 241.0 | 17 | 1'31.961 | 18.484 | 28.787 | 26.380 | 18.310 | 302.5 | |
| 14 | 1'31.693 | 18.524 | 28.579 | 26.147 | 18.443 | 300.0 | | | | | | | | |
| 15 | 1'31.353 | 18.564 | 28.210 | 26.105 | 18.474 | 297.5 | | | | | | | | |
| 16 | 1'35.683 | 18.316 | 28.604 | 28.508 | 20.255 | 302.5 | | | | | | | | |
| 17 | 1'49.077 P | 21.577 | 32.600 | 30.099 | 24.801 | 242.6 | | | | | | | | |

| Run # | Front Tyre | Wet-Medium | Rear Tyre | Wet-Medium | | |
|-------|------------|------------|-----------|------------|--------|-------|
| 13 | 8'15.599 | 12.912 | 33.312 | 30.129 | 19.747 | 241.0 |
| 14 | 1'31.693 | 18.524 | 28.579 | 26.147 | 18.443 | 300.0 |
| 15 | 1'31.353 | 18.564 | 28.210 | 26.105 | 18.474 | 297.5 |
| 16 | 1'35.683 | 18.316 | 28.604 | 28.508 | 20.255 | 302.5 |
| 17 | 1'49.077 P | 21.577 | 32.600 | 30.099 | 24.801 | 242.6 |

| Run # | Front Tyre | Wet-Medium | Rear Tyre | Wet-Medium | | |
|-------|------------|------------|-----------|------------|--------|-------|
| 16 | 6'09.369 | 13.881 | 36.670 | 31.448 | 19.984 | 180.3 |
| 17 | 1'31.961 | 18.484 | 28.787 | 26.380 | 18.310 | 302.5 |

7th 42 Alex RINS SUZUKI SPA
 Team SUZUKI ECSTAR
 Runs=2 Total laps=19 Full laps=11

5th 43 Jack MILLER DUCATI AUS
 Ducati Lenovo Team
 Runs=1 Total laps=17 Full laps=11

| Run # | Front Tyre | Wet-Medium | Rear Tyre | Wet-Medium | | |
|-------|------------|------------|-----------|------------|--------|-------|
| 1 | 7'42.237 | 11.575 | 32.859 | 30.288 | 19.959 | 260.2 |
| 2 | 1'37.143 | 19.397 | 30.240 | 28.373 | 19.133 | 298.3 |
| 3 | 1'34.918 | 18.864 | 29.734 | 27.595 | 18.725 | 301.6 |
| 4 | 1'34.539 | 18.806 | 29.547 | 27.495 | 18.691 | 302.5 |
| 5 | 1'33.590 | 18.728 | 29.160 | 27.199 | 18.503 | 303.3 |
| 6 | 1'33.372 | 18.687 | 29.277 | 27.076 | 18.332 | 304.2 |
| 7 | 1'33.376 | 18.623 | 29.055 | 27.296 | 18.402 | 305.0 |
| 8 | 1'40.523 * | 23.135* | 31.485 | 27.382 | 18.521 | 172.5 |
| 9 | 1'33.276 * | 18.809* | 29.194 | 26.981 | 18.292 | 305.0 |
| 10 | 1'33.160 | 18.633 | 29.012 | 27.137 | 18.378 | 304.2 |
| 11 | 1'32.726 | 18.622 | 29.023 | 26.773 | 18.308 | 304.2 |
| 12 | 1'39.617 * | 23.237* | 30.761 | 27.257 | 18.362 | 224.0 |
| 13 | 1'32.642 | 18.585 | 28.820 | 26.968 | 18.269 | 305.9 |
| 14 | 1'32.560 | 18.397 | 28.784 | 27.136 | 18.243 | 304.2 |
| 15 | 1'39.464 P | 18.429 | 28.785 | 27.147 | 25.103 | 305.0 |

Run # 1 Front Tyre Wet-Soft Rear Tyre Wet-Soft
 New Tyre New Tyre

| | | | | | | |
|---|------------|---------|--------|--------|--------|-------|
| 1 | 6'52.239 | 12.615 | 35.296 | 31.053 | 20.743 | 230.7 |
| 2 | 1'39.410 * | 19.961* | 31.195 | 28.831 | 19.423 | 266.0 |
| 3 | 1'37.310 | 19.643 | 30.544 | 28.132 | 18.991 | 287.2 |
| 4 | 1'36.125 | 19.228 | 30.248 | 27.833 | 18.816 | 291.8 |
| 5 | 1'35.640 | 19.158 | 30.128 | 27.640 | 18.714 | 294.2 |
| 6 | 1'35.150 | 19.084 | 29.989 | 27.544 | 18.533 | 295.8 |
| 7 | 1'49.252 P | 19.013 | 34.806 | 30.059 | 25.374 | 275.5 |

Run # 2 Front Tyre Wet-Soft Rear Tyre Wet-Soft
 7 Laps at start 7 Laps at start

| | | | | | | |
|----|------------|---------|--------|--------|--------|-------|
| 8 | 8'50.549 | 11.588 | 32.716 | 29.810 | 19.512 | 251.7 |
| 9 | 1'36.494 | 19.183 | 30.244 | 28.179 | 18.888 | 293.4 |
| 10 | 1'35.051 | 19.023 | 29.720 | 27.473 | 18.835 | 290.3 |
| 11 | 1'34.442 | 18.841 | 29.508 | 27.272 | 18.821 | 296.7 |
| 12 | 1'39.824 | 18.926 | 29.246 | 32.516 | 19.136 | 296.7 |
| 13 | 1'34.088 | 18.812 | 29.364 | 27.156 | 18.756 | 297.5 |
| 14 | 1'42.336 P | 19.283* | 30.681 | 27.916 | 24.456 | 274.1 |

Run # 3 Front Tyre Wet-Medium Rear Tyre Wet-Medium
 New Tyre New Tyre

| | | | | | | |
|----|------------|---------|--------|--------|---------|-------|
| 15 | 4'28.911 | 10.787 | 31.033 | 28.672 | 20.151 | 276.2 |
| 16 | 1'32.190 | 18.529 | 28.725 | 26.488 | 18.448 | 301.6 |
| 17 | 1'35.214 * | 18.510* | 30.326 | 27.387 | 18.991 | 297.5 |
| 18 | 1'34.138 | 18.359 | 29.841 | 27.548 | 18.390 | 303.3 |
| 19 | 1'31.718 * | 18.626 | 28.535 | 26.138 | 18.419* | 305.0 |

| Run # | Front Tyre | Slick-Medium | Rear Tyre | missing data | | |
|-------|------------|--------------|-----------|--------------|--------|-------|
| 16 | 13'50.882 | 14.553 | 34.014 | 28.264 | 19.762 | 164.3 |
| 17 | 1'31.812 | 18.223 | 28.381 | 26.338 | 18.870 | 298.3 |

6th 73 Alex MARQUEZ HONDA SPA
 LCR Honda CASTROL
 Runs=2 Total laps=17 Full laps=12

| Run # | Front Tyre | Wet-Soft | Rear Tyre | Wet-Soft | | |
|-------|------------|----------|-----------|----------|--------|-------|
| 1 | 6'46.136 | 11.891 | 35.659 | 30.646 | 20.678 | 217.3 |
| 2 | 1'40.069 | 19.658 | 32.240 | 28.554 | 19.617 | 266.6 |
| 3 | 1'37.973 | 19.442 | 31.132 | 28.005 | 19.394 | 284.2 |
| 4 | 1'36.558 | 19.226 | 30.592 | 27.605 | 19.135 | 279.7 |
| 5 | 1'35.447 | 19.153 | 30.194 | 27.305 | 18.795 | 288.0 |
| 6 | 1'35.932 | 19.134 | 30.361 | 27.680 | 18.757 | 291.8 |

8th 44 Pol ESPARGARO HONDA SPA
 Repsol Honda Team
 Runs=1 Total laps=12 Full laps=8

| Run # | Front Tyre | Wet-Medium | Rear Tyre | Wet-Medium | | |
|-------|------------|------------|-----------|------------|--------|-------|
| 1 | 14'27.360 | 10.669 | 32.939 | 29.811 | 19.749 | 241.0 |
| 2 | 1'36.724 | 19.302 | 30.397 | 28.199 | 18.826 | 296.7 |
| 3 | 1'34.955 | 18.695 | 29.719 | 27.774 | 18.767 | 298.3 |
| 4 | 1'33.918 | 18.680 | 29.458 | 27.288 | 18.492 | 296.7 |
| 5 | 1'33.918 | 18.662 | 29.633 | 27.185 | 18.438 | 302.5 |
| 6 | 1'33.125 | 18.636 | 29.077 | 27.014 | 18.398 | 302.5 |

Fastest Lap: Iker LECUONA Tech 3 KTM Factory SPA 1'27.520 18.022 27.354 24.485 17.659

These data/results cannot be reproduced, stored and/or transmitted in whole or in part by any manner of electronic, mechanical, photocopying, recording, broadcasting or otherwise now known or herein after developed without the previous express consent by the copyright owner, except for reproduction in daily press and regular printed publications on sale to the public within 60 days of the event related to those data/results and always provided that copyright symbol appears together as follows below.
 © DORNA, 2021



Free Practice Nr. 2

MotoGP

| Lap | Lap Time | T1 | T2 | T3 | T4 | Speed | Lap | Lap Time | T1 | T2 | T3 | T4 | Speed |
|-----|-----------------|---------------|---------------|---------------|---------------|--------------|-----|-----------------|---------------|---------------|---------------|---------------|--------------|
| 7 | 1'40.819 * | 19.957* | 31.797 | 29.233 | 19.832* | 271.3 | 15 | 1'47.410 | 18.932 | 34.511 | 28.111 | 25.856 | 294.2 |
| 8 | 1'32.851 | 18.478 | 29.079 | 26.934 | 18.360 | 304.2 | 16 | 1'35.196 | 18.923 | 29.965 | 27.567 | 18.741 | 296.7 |
| 9 | 1'32.983 | 18.573 | 28.933 | 27.058 | 18.419 | 304.2 | 17 | 1'56.864 * | 31.063* | 36.868 | 29.913 | 19.020 | 251.7 |
| 10 | 1'45.701 * | 23.683* | 34.144 | 28.918 | 18.956 | 214.2 | 18 | 1'33.932 | 18.889 | 29.215 | 27.377 | 18.451 | 300.0 |
| 11 | 1'32.404 | 18.347 | 29.051 | 26.673 | 18.333 | 306.8 | 19 | 1'52.573 | 18.662 | 40.307 | 34.334 | 19.270 | 300.0 |
| 12 | 1'47.320 P | 20.503* | 32.997 | 29.467 | 24.353 | 267.3 | 20 | 1'33.571 | 18.760 | 29.225 | 27.125 | 18.461 | 298.3 |
| | | | | | | | 21 | 1'38.846 * | 18.661 | 33.253 | 27.273 | 19.659* | 302.5 |
| | | | | | | | 22 | 1'33.319 | 18.471 | 29.266 | 26.992 | 18.590 | 304.2 |

9th 20 **Fabio QUARTARARO** YAMAHA FRA
Monster Energy Yamaha MotoGP

Runs=1 Total laps=20 Full laps=16

| Run # | 1 | Front Tyre | Wet-Soft | Rear Tyre | Wet-Soft | Speed |
|-------|-----------------|------------|----------|-----------|----------|-------|
| | | New Tyre | | New Tyre | | |
| 1 | 7'25.976 | 13.425 | 41.508 | 30.526 | 20.373 | 151.0 |
| 2 | 1'39.448 | 19.928 | 31.441 | 28.647 | 19.432 | 263.4 |
| 3 | 1'36.756 | 19.297 | 30.344 | 27.917 | 19.198 | 276.2 |
| 4 | 1'36.093 | 19.281 | 29.834 | 27.897 | 19.081 | 272.0 |
| 5 | 1'36.216 | 19.381 | 30.138 | 27.760 | 18.937 | 273.4 |
| 6 | 1'36.099 | 19.286 | 29.970 | 27.827 | 19.016 | 281.9 |
| 7 | 1'35.190 | 19.196 | 29.689 | 27.432 | 18.873 | 284.2 |
| 8 | 1'37.194 | 19.211 | 29.881 | 29.077 | 19.025 | 288.0 |
| 9 | 1'35.407 | 19.213 | 29.599 | 27.617 | 18.978 | 291.8 |
| 10 | 1'35.554 | 19.319 | 29.605 | 27.589 | 19.041 | 286.4 |
| 11 | 1'50.083 P | 23.234* | 31.512 | 29.269 | 26.068 | 226.4 |

| Run # | 2 | Front Tyre | Wet-Medium | Rear Tyre | Wet-Medium | Speed |
|-------|-----------------|---------------|---------------|---------------|---------------|--------------|
| | | New Tyre | | New Tyre | | |
| 12 | 9'13.238 | 11.531 | 30.945 | 28.530 | 19.028 | 269.3 |
| 13 | 1'35.003 | 18.902 | 28.974 | 28.264 | 18.863 | 292.6 |
| 14 | 1'33.761 | 18.760 | 28.843 | 27.368 | 18.790 | 293.4 |
| 15 | 1'45.099 | 18.784 | 38.130 | 28.980 | 19.205 | 294.2 |
| 16 | 1'34.254 * | 18.734 | 29.118 | 27.515 | 18.887* | 294.2 |
| 17 | 1'33.018 | 18.699 | 28.745 | 26.940 | 18.634 | 294.2 |
| 18 | 1'45.562 | 25.065 | 32.396 | 29.068 | 19.033 | 226.4 |
| 19 | 1'32.784 | 18.749 | 28.728 | 26.755 | 18.552 | 295.8 |
| 20 | 1'52.745 | 27.674 | 34.842 | 28.983 | 21.246 | 209.3 |

10th 33 **Brad BINDER** KTM RSA
Red Bull KTM Factory Racing

Runs=1 Total laps=22 Full laps=15

| Run # | 1 | Front Tyre | Wet-Soft | Rear Tyre | Wet-Soft | Speed |
|-------|-----------------|------------|----------|-----------|----------|-------|
| | | New Tyre | | New Tyre | | |
| 1 | 3'01.160 | 13.802 | 34.567 | 31.567 | 21.118 | 204.5 |
| 2 | 1'41.300 | 20.188 | 31.847 | 29.498 | 19.767 | 258.9 |
| 3 | 1'45.816 | 26.302 | 31.455 | 28.810 | 19.249 | 252.9 |
| 4 | 1'39.053 | 20.078 | 30.986 | 28.759 | 19.230 | 276.2 |
| 5 | 1'48.520 * | 24.233 | 35.712 | 28.587 | 19.988* | 258.3 |
| 6 | 1'36.672 | 19.228 | 30.476 | 28.013 | 18.955 | 284.2 |
| 7 | 1'36.132 | 19.075 | 30.196 | 28.104 | 18.757 | 285.7 |
| 8 | 1'35.158 | 19.011 | 29.873 | 27.593 | 18.681 | 294.2 |
| 9 | 1'52.594 * | 30.541* | 35.508 | 27.734 | 18.811 | 196.3 |
| 10 | 1'48.583 P | 24.447* | 30.694 | 27.762 | 25.680 | 261.5 |

| Run # | 2 | Front Tyre | Wet-Soft | Rear Tyre | Wet-Soft | Speed |
|-------|-----------------|------------------|----------|------------------|----------|-------|
| | | 10 Laps at start | | 10 Laps at start | | |
| 11 | 8'48.485 | 11.628 | 33.712 | 31.728 | 19.210 | 257.1 |
| 12 | 1'35.635 | 19.012 | 30.022 | 27.712 | 18.889 | 288.0 |
| 13 | 1'34.669 | 18.971 | 29.573 | 27.478 | 18.647 | 298.3 |
| 14 | 1'34.314 | 18.723 | 29.463 | 27.325 | 18.803 | 298.3 |

11th 89 **Jorge MARTIN** DUCATI SPA
Pramac Racing

Runs=2 Total laps=19 Full laps=7

| Run # | 1 | Front Tyre | Wet-Soft | Rear Tyre | Wet-Soft | Speed |
|-------|-----------------|------------|----------|-----------|---------------|-------|
| | | New Tyre | | New Tyre | | |
| 1 | 5'37.920 | 11.270 | 33.068 | 29.693 | 19.994 | 231.2 |
| 2 | 1'37.945 * | 19.846* | 30.687 | 28.178 | 19.234 | 276.2 |
| 3 | 1'35.856 | 19.273 | 30.100 | 27.464 | 19.019 | 285.7 |
| 4 | 1'36.124 * | 19.735* | 30.089 | 27.468 | 18.832 | 279.0 |
| 5 | 1'35.507 * | 19.189* | 30.028 | 27.545 | 18.745 | 284.2 |
| 6 | 1'35.275 * | 19.004 | 29.981 | 27.278 | 19.012* | 298.3 |
| 7 | 1'35.065 | 19.042 | 29.805 | 27.235 | 18.983 | 294.2 |
| 8 | 1'38.825 * | 21.237* | 30.594 | 27.693 | 19.301 | 227.8 |
| 9 | 1'35.290 | 18.945 | 29.958 | 27.460 | 18.927 | 299.1 |
| 10 | 1'43.216 P | 19.404* | 30.588 | 28.554 | 24.670 | 277.6 |

| Run # | 2 | Front Tyre | Wet-Medium | Rear Tyre | Wet-Soft | Speed |
|-------|-----------------|---------------|---------------|------------------|----------|--------------|
| | | New Tyre | | 10 Laps at start | | |
| 11 | 11'07.416 | 11.003 | 30.310 | 28.245 | 19.195 | 257.1 |
| 12 | 1'35.356 * | 19.030* | 29.689 | 27.474 | 19.163 | 296.7 |
| 13 | 1'34.652 | 18.859 | 29.362 | 27.414 | 19.017 | 295.8 |
| 14 | 1'35.205 | 18.882 | 29.286 | 27.860 | 19.177 | 295.0 |
| 15 | 1'36.237 | 18.664 | 29.347 | 27.290 | 20.936 | 296.7 |
| 16 | 1'38.795 * | 20.021* | 30.920 | 28.787 | 19.067 | 260.2 |
| 17 | 1'33.408 | 18.660 | 28.947 | 26.935 | 18.866 | 300.8 |
| 18 | 1'44.768 P | 18.916 | 32.625 | 28.190 | 25.037 | 296.7 |

| Run # | 3 | Front Tyre | Wet-Medium | Rear Tyre | Wet-Soft | Speed |
|-------|----------|-----------------|------------|------------------|----------|-------|
| | | 8 Laps at start | | 18 Laps at start | | |
| 19 | 3'55.307 | 13.042 | 35.178 | 29.369 | 20.576 | 202.2 |

12th 30 **Takaaki NAKAGAMI** HONDA JPN
LCR Honda IDEMITSU

Runs=2 Total laps=16 Full laps=11

| Run # | 1 | Front Tyre | Wet-Soft | Rear Tyre | Wet-Soft | Speed |
|-------|-----------------|------------|----------|-----------|----------|-------|
| | | New Tyre | | New Tyre | | |
| 1 | 7'39.315 | 12.036 | 35.219 | 29.928 | 20.147 | 216.8 |
| 2 | 1'42.174 | 19.770 | 34.195 | 28.619 | 19.590 | 282.7 |
| 3 | 1'37.742 | 19.843 | 30.723 | 28.020 | 19.156 | 288.0 |
| 4 | 1'36.393 | 19.646 | 30.494 | 27.278 | 18.975 | 287.2 |
| 5 | 1'36.003 | 19.247 | 30.352 | 27.174 | 19.230 | 293.4 |
| 6 | 1'35.742 | 19.273 | 30.303 | 27.161 | 19.005 | 293.4 |
| 7 | 1'43.811 P | 19.295 | 31.300 | 28.750 | 24.466 | 295.8 |

| Run # | 2 | Front Tyre | Wet-Soft | Rear Tyre | Wet-Soft | Speed |
|-------|-----------------|-----------------|----------|-----------------|----------|-------|
| | | 7 Laps at start | | 7 Laps at start | | |
| 8 | 7'45.444 | 11.721 | 34.353 | 28.158 | 19.181 | 243.2 |
| 9 | 1'35.365 | 19.213 | 30.008 | 27.223 | 18.921 | 294.2 |
| 10 | 1'35.043 | 19.308 | 29.741 | 27.093 | 18.901 | 295.8 |
| 11 | 1'36.676 | 19.160 | 30.244 | 27.999 | 19.273 | 296.7 |

Fastest Lap: Iker LECUONA Tech 3 KTM Factory SPA **1'27.520** 18.022 27.354 24.485 17.659

These data/results cannot be reproduced, stored and/or transmitted in whole or in part by any manner of electronic, mechanical, photocopying, recording, broadcasting or otherwise now known or herein after developed without the previous express consent by the copyright owner, except for reproduction in daily press and regular printed publications on sale to the public within 60 days of the event related to those data/results and always provided that copyright symbol appears together as follows below.
© DORNA, 2021

Official MotoGP Timing by TISSOT
www.motogp.com

Spielberg, Friday, August 13, 2021

Page 3 of 5



Free Practice Nr. 2

MotoGP

| Lap | Lap Time | T1 | T2 | T3 | T4 | Speed |
|-------|-----------------|------------------|----------|------------------|----------|-------|
| 12 | 1'43.641 P | 19.391 | 29.956 | 29.098 | 25.196 | 295.0 |
| Run # | 3 | Front Tyre | Wet-Soft | Rear Tyre | Wet-Soft | |
| | | 12 Laps at start | | 12 Laps at start | | |
| 13 | 8'28.746 | 11.599 | 31.895 | 28.204 | 19.229 | 244.3 |
| 14 | 1'37.165 | 18.955 | 31.164 | 27.999 | 19.047 | 299.1 |
| 15 | 1'41.349 | 20.168 | 30.839 | 31.194 | 19.148 | 265.3 |
| 16 | 1'33.536 | 18.843 | 29.012 | 26.849 | 18.832 | 300.8 |

13th 63 **Francesco BAGNAIA** DUCATI ITA
Ducati Lenovo Team

Runs=2 Total laps=13 Full laps=8

| Run # | 1 | Front Tyre | Wet-Soft | Rear Tyre | Wet-Soft | |
|-------|-----------------|------------|----------|-----------|----------|-------|
| | | New Tyre | | New Tyre | | |
| 1 | 5'37.640 * | 11.869 | 33.948 | 30.780 | 20.508* | 225.9 |
| 2 | 1'37.631 | 19.355 | 30.881 | 28.244 | 19.151 | 281.2 |
| 3 | 1'36.055 | 19.001 | 30.443 | 27.737 | 18.874 | 284.9 |
| 4 | 1'34.809 | 18.799 | 30.102 | 27.272 | 18.636 | 295.0 |
| 5 | 1'34.585 | 18.754 | 29.852 | 27.426 | 18.553 | 304.2 |
| 6 | 1'33.940 | 18.713 | 29.678 | 27.121 | 18.428 | 301.6 |
| 7 | 1'33.647 | 18.688 | 29.415 | 27.145 | 18.399 | 304.2 |
| 8 | 1'45.230 P | 21.037* | 31.540 | 28.221 | 24.432 | 264.7 |

| Run # | 2 | Front Tyre | Wet-Soft | Rear Tyre | Wet-Soft | |
|-------|-----------------|-----------------|----------|-----------------|----------|-------|
| | | 8 Laps at start | | 8 Laps at start | | |
| 9 | 9'38.237 | 12.185 | 31.797 | 28.149 | 18.759 | 260.2 |
| 10 | 1'33.882 | 18.878 | 29.307 | 27.135 | 18.562 | 301.6 |
| 11 | 1'35.170 * | 19.980* | 29.414 | 27.264 | 18.512 | 299.1 |
| 12 | 1'33.942 | 18.939 | 29.148 | 27.222 | 18.633 | 300.8 |
| 13 | 1'48.496 P | 18.960 | 36.628 | 28.721 | 24.187 | 299.1 |

14th 88 **Miguel OLIVEIRA** KTM POR
Red Bull KTM Factory Racing

Runs=1 Total laps=12 Full laps=8

| Run # | 1 | Front Tyre | Wet-Soft | Rear Tyre | Wet-Soft | |
|-------|-----------------|------------|----------|-----------|----------|-------|
| | | New Tyre | | New Tyre | | |
| 1 | 9'06.616 | 13.810 | 31.735 | 28.546 | 19.301 | 246.5 |
| 2 | 1'35.926 | 19.290 | 30.341 | 27.518 | 18.777 | 286.4 |
| 3 | 1'39.355 * | 20.771* | 31.826 | 27.895 | 18.863 | 265.3 |
| 4 | 1'34.812 | 18.913 | 30.083 | 27.094 | 18.722 | 291.8 |
| 5 | 1'34.336 | 18.869 | 29.733 | 27.200 | 18.534 | 294.2 |
| 6 | 1'41.702 | 19.072 | 34.914 | 28.136 | 19.580 | 292.6 |
| 7 | 1'34.220 | 18.924 | 29.690 | 27.023 | 18.583 | 295.8 |
| 8 | 1'34.456 | 19.007 | 29.815 | 27.025 | 18.609 | 296.7 |
| 9 | 1'42.748 * | 23.772* | 31.415 | 28.547 | 19.014 | 224.5 |
| 10 | 1'34.007 | 18.828 | 29.635 | 26.947 | 18.597 | 297.5 |
| 11 | 1'33.951 | 18.822 | 29.537 | 27.143 | 18.449 | 293.4 |
| | unfinished | 19.918 | 30.896 | | | 275.5 |

15th 10 **Luca MARINI** DUCATI ITA
SKY VR46 Avintia

Runs=2 Total laps=12 Full laps=7

| Run # | 1 | Front Tyre | Wet-Soft | Rear Tyre | Wet-Soft | |
|-------|-----------------|------------|----------|-----------|----------|-------|
| | | New Tyre | | New Tyre | | |
| 1 | 9'48.147 | 12.448 | 36.726 | 32.052 | 21.182 | 205.3 |
| 2 | 1'39.742 | 20.160 | 31.161 | 28.902 | 19.519 | 262.7 |
| 3 | 1'49.028 P | 19.228 | 31.267 | 32.158 | 26.375 | 281.9 |

| Lap | Lap Time | T1 | T2 | T3 | T4 | Speed |
|-------|-----------------|-----------------|----------|-----------------|----------|-------|
| Run # | 2 | Front Tyre | Wet-Soft | Rear Tyre | Wet-Soft | |
| | | 3 Laps at start | | 3 Laps at start | | |
| 4 | 5'26.852 | 11.361 | 34.199 | 30.740 | 19.346 | 220.8 |
| 5 | 1'37.271 | 19.468 | 30.242 | 28.323 | 19.238 | 272.7 |
| 6 | 1'36.000 | 19.220 | 30.051 | 27.729 | 19.000 | 273.4 |
| 7 | 1'35.128 | 18.972 | 29.705 | 27.461 | 18.990 | 282.7 |
| 8 | 1'38.335 | 19.002 | 32.917 | 27.648 | 18.768 | 283.4 |
| 9 | 1'34.888 | 19.010 | 29.550 | 27.407 | 18.921 | 291.1 |
| 10 | 1'34.497 | 18.986 | 29.456 | 27.282 | 18.773 | 291.1 |
| 11 | 1'50.869 P | 21.389 | 33.531 | 29.905 | 26.044 | 227.3 |

| Run # | 3 | Front Tyre | Wet-Soft | Rear Tyre | Wet-Soft | |
|-------|-----------|------------------|----------|------------------|----------|-------|
| | | 11 Laps at start | | 11 Laps at start | | |
| 12 | 16'13.110 | 11.755 | 35.081 | 30.374 | 20.430 | 228.3 |

16th 46 **Valentino ROSSI** YAMAHA ITA
Petronas Yamaha SRT

Runs=2 Total laps=17 Full laps=11

| Run # | 1 | Front Tyre | Wet-Soft | Rear Tyre | Wet-Soft | |
|-------|-----------------|------------|----------|-----------|----------|-------|
| | | New Tyre | | New Tyre | | |
| 1 | 3'43.471 | 11.585 | 33.595 | 30.065 | 20.182 | 210.5 |
| 2 | 1'41.003 | 19.873 | 32.335 | 28.971 | 19.824 | 269.3 |
| 3 | 1'39.360 | 19.678 | 31.158 | 28.586 | 19.938 | 273.4 |
| 4 | 1'43.260 * | 20.354* | 32.852 | 30.633 | 19.421 | 267.3 |
| 5 | 1'37.533 | 19.695 | 30.745 | 27.913 | 19.180 | 277.6 |
| 6 | 1'36.792 | 19.423 | 30.442 | 27.885 | 19.042 | 284.2 |
| 7 | 1'36.102 | 19.287 | 30.380 | 27.520 | 18.915 | 285.7 |
| 8 | 1'37.542 | 19.291 | 31.412 | 27.822 | 19.017 | 288.0 |
| 9 | 1'35.952 | 19.229 | 30.298 | 27.528 | 18.897 | 288.0 |
| 10 | 1'41.748 P | 19.113 | 30.029 | 28.107 | 24.499 | 289.5 |

| Run # | 2 | Front Tyre | Wet-Medium | Rear Tyre | Wet-Medium | |
|-------|-----------------|------------|------------|-----------|------------|-------|
| | | New Tyre | | New Tyre | | |
| 11 | 7'27.384 | 11.305 | 31.808 | 28.373 | 19.110 | 240.0 |
| 12 | 1'35.205 | 19.128 | 29.902 | 27.495 | 18.680 | 289.5 |
| 13 | 1'34.697 | 19.073 | 29.598 | 27.071 | 18.955 | 290.3 |
| 14 | 1'34.910 * | 19.018 | 29.553 | 27.480* | 18.859 | 291.1 |
| 15 | 1'34.976 | 19.072 | 29.625 | 27.369 | 18.910 | 291.8 |
| 16 | 1'48.619 | 22.162 | 35.170 | 31.662 | 19.625 | 239.4 |
| 17 | 1'44.515 P | 19.338 | 31.490 | 28.699 | 24.988 | 277.6 |

17th 35 **Cal CRUTCHLOW** YAMAHA GBR
Petronas Yamaha SRT

Runs=2 Total laps=16 Full laps=10

| Run # | 1 | Front Tyre | Wet-Soft | Rear Tyre | Wet-Soft | |
|-------|-----------------|------------|------------|-----------|------------|-------|
| | | New Tyre | | New Tyre | | |
| 1 | 8'04.690 | 11.758 | 37.546 | 32.717 | 21.596 | 217.3 |
| 2 | 1'52.676 * | 26.050* | 36.109 | 30.298 | 20.219 | 205.3 |
| 3 | 1'39.907 | 20.046 | 31.769 | 28.506 | 19.586 | 269.3 |
| 4 | 1'37.794 | 19.803 | 30.986 | 27.714 | 19.291 | 279.7 |
| 5 | 1'38.708 | 19.523 | 30.879 | 28.545 | 19.761 | 287.2 |
| 6 | 1'37.204 | 19.583 | 30.681 | 27.683 | 19.257 | 289.5 |
| 7 | 1'49.778 P | 22.456* | 34.285 | 28.046 | 24.991 | 273.4 |
| Run # | 2 | Front Tyre | Wet-Medium | Rear Tyre | Wet-Medium | |
| | | New Tyre | | New Tyre | | |
| 8 | 14'00.796 | 11.358 | 32.202 | 29.263 | 19.760 | 232.7 |
| 9 | 1'35.135 | 19.111 | 29.744 | 27.267 | 19.013 | 294.2 |
| 10 | 1'34.824 | 18.939 | 29.698 | 27.010 | 19.177 | 294.2 |

Fastest Lap: Iker LECUONA Tech 3 KTM Factory SPA **1'27.520** 18.022 27.354 24.485 17.659

These data/results cannot be reproduced, stored and/or transmitted in whole or in part by any manner of electronic, mechanical, photocopying, recording, broadcasting or otherwise now known or herein after developed without the previous express consent by the copyright owner, except for reproduction in daily press and regular printed publications on sale to the public within 60 days of the event related to those data/results and always provided that copyright symbol appears together as follows below.
© DORNA, 2021

Official MotoGP Timing by TISSOT
www.motogp.com

Spielberg, Friday, August 13, 2021

Page 4 of 5



Free Practice Nr. 2

MotoGP

| Lap | Lap Time | T1 | T2 | T3 | T4 | Speed | Lap | Lap Time | T1 | T2 | T3 | T4 | Speed |
|-----|----------|----------|--------|--------|--------|-------|----------------------|---|-----|-----|--------|---------------|-------------|
| 11 | 1'43.021 | 19.273 | 36.675 | 27.701 | 19.372 | 291.8 | 20th 9 | Danilo PETRUCCI Tech 3 KTM Factory Racing | KTM | ITA | Runs=2 | Total laps=10 | Full laps=6 |
| 12 | 1'35.889 | 19.047 | 29.774 | 27.638 | 19.430 | 293.4 | | | | | | | |
| 13 | 1'35.055 | 19.003 | 29.559 | 27.266 | 19.227 | 295.0 | | | | | | | |
| 14 | 1'34.701 | 19.057 | 29.651 | 26.942 | 19.051 | 295.0 | | | | | | | |
| 15 | 1'50.482 | P 22.943 | 33.152 | 28.501 | 25.886 | 230.2 | | | | | | | |

| Run # | 3 | Front Tyre | Wet-Medium | Rear Tyre | Wet-Medium | |
|-------|----------|-----------------|------------|-----------------|------------|-------|
| | | 8 Laps at start | | 8 Laps at start | | |
| 16 | 2'04.934 | 11.978 | 31.340 | 28.258 | 18.907 | 246.0 |

| 18th | 23 | Enea BASTIANINI | DUCATI | ITA |
|------|----|---------------------|---------------|-------------|
| | | Avintia Esponsorama | | |
| | | Runs=2 | Total laps=12 | Full laps=5 |

| Run # | 1 | Front Tyre | Wet-Soft | Rear Tyre | Wet-Soft | |
|-------|----------|------------|----------|-----------|----------|-------|
| | | New Tyre | | New Tyre | | |
| 1 | 8'38.618 | 12.286 | 34.661 | 29.941 | 20.206 | 221.3 |
| 2 | 1'38.807 | 20.014 | 31.083 | 28.225 | 19.485 | 275.5 |
| 3 | 1'37.018 | 19.556 | 30.589 | 27.859 | 19.014 | 272.7 |
| 4 | 1'36.651 | * 19.296 | 30.140 | 27.864 | 19.351* | 286.4 |
| 5 | 1'35.528 | 19.150 | 29.756 | 27.720 | 18.902 | 287.2 |
| 6 | 1'39.820 | * 22.315* | 30.678 | 27.909 | 18.918 | 264.0 |
| 7 | 1'35.589 | 19.249 | 29.777 | 27.788 | 18.775 | 286.4 |
| 8 | 1'41.266 | P 19.118 | 29.738 | 27.586 | 24.824 | 288.0 |

| Run # | 2 | Front Tyre | Wet-Medium | Rear Tyre | Wet-Medium | |
|-------|----------|------------|------------|-----------|------------|-------|
| | | New Tyre | | New Tyre | | |
| 9 | 9'12.266 | 12.903 | 32.359 | 28.973 | 19.132 | 219.5 |
| 10 | 1'34.754 | 19.055 | 29.379 | 27.540 | 18.780 | 293.4 |
| 11 | 1'38.181 | * 19.003 | 30.410 | 28.705 | 20.063* | 266.6 |
| 12 | 1'42.551 | P 18.667 | 29.874 | 29.272 | 24.738 | 297.5 |

| 19th | 36 | Joan MIR | SUZUKI | SPA |
|------|----|--------------------|---------------|-------------|
| | | Team SUZUKI ECSTAR | | |
| | | Runs=4 | Total laps=16 | Full laps=8 |

| Run # | 1 | Front Tyre | Wet-Soft | Rear Tyre | Wet-Soft | |
|-------|----------|------------|----------|-----------|----------|-------|
| | | New Tyre | | New Tyre | | |
| 1 | 5'28.406 | 11.554 | 33.459 | 29.459 | 20.192 | 237.8 |
| 2 | 1'39.210 | 19.921 | 31.805 | 28.197 | 19.287 | 264.0 |
| 3 | 1'37.411 | 19.353 | 31.115 | 27.941 | 19.002 | 284.9 |
| 4 | 1'36.313 | 19.335 | 30.529 | 27.574 | 18.875 | 279.7 |
| 5 | 1'42.183 | P 19.223 | 30.408 | 27.210 | 25.342 | 290.3 |

| Run # | 2 | Front Tyre | Wet-Soft | Rear Tyre | Wet-Soft | |
|-------|----------|-----------------|----------|-----------------|----------|-------|
| | | 5 Laps at start | | 5 Laps at start | | |
| 6 | 8'11.901 | 11.336 | 32.144 | 28.342 | 19.524 | 250.0 |
| 7 | 1'36.496 | 19.617 | 30.362 | 27.523 | 18.994 | 287.2 |
| 8 | 1'35.307 | 19.122 | 30.167 | 27.277 | 18.741 | 293.4 |
| 9 | 1'40.052 | 19.062 | 29.866 | 27.064 | 24.060 | 292.6 |
| 10 | 1'41.968 | P 19.156 | 29.810 | 27.454 | 25.548 | 295.0 |

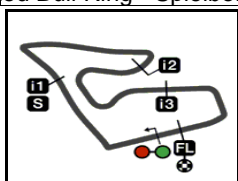
| Run # | 3 | Front Tyre | Wet-Medium | Rear Tyre | Wet-Medium | |
|-------|----------|------------|------------|-----------|------------|-------|
| | | New Tyre | | New Tyre | | |
| 11 | 5'20.102 | 10.921 | 31.357 | 28.163 | 19.299 | 268.6 |
| 12 | 1'35.321 | 19.117 | 30.035 | 27.452 | 18.717 | 294.2 |
| 13 | 1'38.102 | 18.736 | 32.778 | 27.704 | 18.884 | 296.7 |
| 14 | 1'39.147 | * 22.913* | 30.114 | 27.263 | 18.857 | 288.7 |
| 15 | 1'45.017 | P 19.136 | 29.313 | 30.788 | 25.780 | 296.7 |

| Run # | 4 | Front Tyre | Wet-Medium | Rear Tyre | Wet-Medium | |
|-------|----------|-----------------|------------|-----------------|------------|-------|
| | | 5 Laps at start | | 5 Laps at start | | |
| 16 | 3'49.726 | P 12.404 | 30.181 | 27.599 | 26.256 | 277.6 |

| | | | | | | | | |
|---------------------|--------------|--------------------|-----|----------|--------|--------|--------|--------|
| Fastest Lap: | Iker LECUONA | Tech 3 KTM Factory | SPA | 1'27.520 | 18.022 | 27.354 | 24.485 | 17.659 |
|---------------------|--------------|--------------------|-----|----------|--------|--------|--------|--------|

These data/results cannot be reproduced, stored and/or transmitted in whole or in part by any manner of electronic, mechanical, photocopying, recording, broadcasting or otherwise now known or herein after developed without the previous express consent by the copyright owner, except for reproduction in daily press and regular printed publications on sale to the public within 60 days of the event related to those data/results and always provided that copyright symbol appears together as follows below.
© DORNA, 2021





4318 m.

BITCI MOTORRAD GRAND PRIX VON ÖSTERREICH

Free Practice Nr. 2

Best Partial Times

MotoGP™

IT Ideal Lap Time, sum of the best partial times

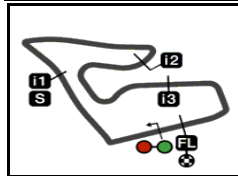
BT Best Lap Time

| T1 | | T2 | | T3 | | T4 | | | | <i>IT</i> | <i>BT</i> | |
|------------|--------------|-------------|--------------|-------------|--------------|-------------|--------------|-------------|------------|--------------|-----------|---------------|
| <i>Pos</i> | <i>Rider</i> | <i>Time</i> | <i>Rider</i> | <i>Time</i> | <i>Rider</i> | <i>Time</i> | <i>Rider</i> | <i>Time</i> | <i>Pos</i> | <i>Rider</i> | | |
| 1 | I.LECUONA | 17.937 | I.LECUONA | 27.354 | I.LECUONA | 24.485 | I.LECUONA | 17.659 | 1 | I.LECUONA | 1'27.435 | 1'27.520 (1) |
| 2 | J.ZARCO | 18.115 | M.MARQUEZ | 28.210 | M.MARQUEZ | 26.105 | J.ZARCO | 18.100 | 2 | J.ZARCO | 1'30.844 | 1'30.917 (2) |
| 3 | J.MILLER | 18.223 | A.ESPARGARO | 28.284 | A.RINS | 26.138 | A.ESPARGARO | 18.229 | 3 | M.MARQUEZ | 1'30.867 | 1'31.353 (4) |
| 4 | A.ESPARGARO | 18.279 | J.MILLER | 28.381 | J.ZARCO | 26.234 | M.MARQUEZ | 18.236 | 4 | J.MILLER | 1'31.185 | 1'31.812 (5) |
| 5 | M.MARQUEZ | 18.316 | J.ZARCO | 28.395 | J.MILLER | 26.338 | J.MILLER | 18.243 | 5 | A.ESPARGAR | 1'31.218 | 1'31.237 (3) |
| 6 | P.ESPARGARO | 18.347 | A.RINS | 28.535 | A.MARQUEZ | 26.380 | A.MARQUEZ | 18.310 | 6 | A.RINS | 1'31.422 | 1'32.190 (7) |
| 7 | A.RINS | 18.359 | F.QUARTARARO | 28.728 | A.ESPARGARO | 26.426 | P.ESPARGARO | 18.333 | 7 | A.MARQUEZ | 1'31.961 | 1'31.961 (6) |
| 8 | B.BINDER | 18.471 | A.MARQUEZ | 28.787 | P.ESPARGARO | 26.673 | A.RINS | 18.390 | 8 | P.ESPARGAR | 1'32.286 | 1'32.404 (8) |
| 9 | A.MARQUEZ | 18.484 | P.ESPARGARO | 28.933 | F.QUARTARARO | 26.755 | F.BAGNAIA | 18.399 | 9 | F.QUARTARAR | 1'32.734 | 1'32.784 (9) |
| 10 | J.MARTIN | 18.660 | J.MARTIN | 28.947 | T.NAKAGAMI | 26.849 | M.OLIVEIRA | 18.449 | 10 | B.BINDER | 1'33.129 | 1'33.319 (10) |
| 11 | E.BASTIANINI | 18.667 | T.NAKAGAMI | 29.012 | J.MARTIN | 26.935 | B.BINDER | 18.451 | 11 | J.MARTIN | 1'33.287 | 1'33.408 (11) |
| 12 | F.BAGNAIA | 18.688 | F.BAGNAIA | 29.148 | C.CRUTCHLOW | 26.942 | F.QUARTARARO | 18.552 | 12 | F.BAGNAIA | 1'33.356 | (-1) |
| 13 | F.QUARTARARO | 18.699 | B.BINDER | 29.215 | M.OLIVEIRA | 26.947 | V.ROSSI | 18.680 | 13 | T.NAKAGAMI | 1'33.536 | 1'33.536 (12) |
| 14 | J.MIR | 18.736 | J.MIR | 29.313 | B.BINDER | 26.992 | J.MIR | 18.717 | 14 | M.OLIVEIRA | 1'33.755 | (-1) |
| 15 | M.OLIVEIRA | 18.822 | E.BASTIANINI | 29.379 | J.MIR | 27.064 | J.MARTIN | 18.745 | 15 | J.MIR | 1'33.830 | (-1) |
| 16 | T.NAKAGAMI | 18.843 | L.MARINI | 29.456 | V.ROSSI | 27.071 | L.MARINI | 18.768 | 16 | V.ROSSI | 1'34.322 | (-1) |
| 17 | C.CRUTCHLOW | 18.939 | M.OLIVEIRA | 29.537 | F.BAGNAIA | 27.121 | E.BASTIANINI | 18.775 | 17 | C.CRUTCHLO | 1'34.347 | (-1) |
| 18 | L.MARINI | 18.972 | V.ROSSI | 29.553 | D.PETRUCCI | 27.262 | D.PETRUCCI | 18.779 | 18 | E.BASTIANINI | 1'34.361 | (-1) |
| 19 | V.ROSSI | 19.018 | C.CRUTCHLOW | 29.559 | L.MARINI | 27.282 | T.NAKAGAMI | 18.832 | 19 | L.MARINI | 1'34.478 | (-1) |
| 20 | D.PETRUCCI | 19.268 | D.PETRUCCI | 29.813 | E.BASTIANINI | 27.540 | C.CRUTCHLOW | 18.907 | 20 | D.PETRUCCI | 1'35.122 | (-1) |

These data/results cannot be reproduced, stored and/or transmitted in whole or in part by any manner of electronic, mechanical, photocopying, recording, broadcasting or otherwise now known or herein after developed without the previous express consent by the copyright owner, except for reproduction in daily press and regular printed publications on sale to the public within 60 days of the event related to those data/results and always provided that copyright symbol appears together as follows below.
© DORNA, 2021


Official MotoGP Timing by TISSOT
www.motogp.com





4318 m.

BITCI MOTORRAD GRAND PRIX VON ÖSTERREICH**Free Practice Nr. 2****Fastest Laps Sequence**

| <i>Practice Time</i> |  <i>Rider</i> | <i>Nation</i> | <i>Motorcycle</i> | <i>Time</i> | <i>Km/h</i> | <i>Rider's Lap</i> |
|----------------------|--|---------------|-------------------|-----------------|-------------|--------------------|
| 3'57.923 | 27 Iker LECUONA | SPA | KTM | 1'37.533 | 159.3 | 2 |
| 5'33.868 | 27 Iker LECUONA | SPA | KTM | 1'35.945 | 162.0 | 3 |
| 7'08.646 | 27 Iker LECUONA | SPA | KTM | 1'34.778 | 164.0 | 4 |
| 10'17.959 | 27 Iker LECUONA | SPA | KTM | 1'33.997 | 165.3 | 6 |
| 11'51.851 | 27 Iker LECUONA | SPA | KTM | 1'33.892 | 165.5 | 7 |
| 14'02.427 | 43 Jack MILLER | AUS | DUCATI | 1'33.590 | 166.0 | 5 |
| 15'35.799 | 43 Jack MILLER | AUS | DUCATI | 1'33.372 | 166.4 | 6 |
| 18'06.952 | 27 Iker LECUONA | SPA | KTM | 1'33.218 | 166.7 | 11 |
| 21'56.134 | 43 Jack MILLER | AUS | DUCATI | 1'33.160 | 166.8 | 10 |
| 22'20.000 | 44 Pol ESPARGARO | SPA | HONDA | 1'33.125 | 166.9 | 6 |
| 22'47.794 | 27 Iker LECUONA | SPA | KTM | 1'32.966 | 167.2 | 14 |
| 23'27.745 | 93 Marc MARQUEZ | SPA | HONDA | 1'32.679 | 167.7 | 8 |
| 26'34.310 | 93 Marc MARQUEZ | SPA | HONDA | 1'32.312 | 168.3 | 10 |
| 28'06.588 | 93 Marc MARQUEZ | SPA | HONDA | 1'32.278 | 168.4 | 11 |
| 39'41.235 | 93 Marc MARQUEZ | SPA | HONDA | 1'31.693 | 169.5 | 14 |
| 41'12.588 | 93 Marc MARQUEZ | SPA | HONDA | 1'31.353 | 170.1 | 15 |
| 41'30.236 | 27 Iker LECUONA | SPA | KTM | 1'30.490 | 171.7 | 21 |
| 42'59.810 | 27 Iker LECUONA | SPA | KTM | 1'29.574 | 173.5 | 22 |
| 44'28.423 | 27 Iker LECUONA | SPA | KTM | 1'28.613 | 175.4 | 23 |
| 45'55.943 | 27 Iker LECUONA | SPA | KTM | 1'27.520 | 177.6 | 24 |

These data/results cannot be reproduced, stored and/or transmitted in whole or in part by any manner of electronic, mechanical, photocopying, recording, broadcasting or otherwise now known or herein after developed without the previous express consent by the copyright owner, except for reproduction in daily press and regular printed publications on sale to the public within 60 days of the event related to those data/results and always provided that copyright symbol appears together as follows below.

© DORNA, 2021

Official MotoGP Timing by TISSOT
www.motogp.com

Spielberg, Friday, August 13, 2021

