


4318 m.

BITCI MOTORRAD GRAND PRIX VON ÖSTERREICH

Free Practice Nr. 3

Classification

10

		Rider	Nation	Team	Motorcycle	Time	Lap	Total	Gap	Top Speed	
1	28	Izan GUEVARA	SPA	SANTANDER Consumer	GASGAS	1'35.838	16	19		222.2	
2	53	Deniz ÖNCÜ	TUR	Red Bull KTM Tech 3	KTM	1'35.904	14	15	0.066	0.066	220.8
3	11	Sergio GARCIA	SPA	SANTANDER Consumer	GASGAS	1'35.907	15	15	0.069	0.003	216.8
4	2	Gabriel RODRIGO	ARG	Indonesian Racing Gresini Moto3	HONDA	1'35.957	9	10	0.119	0.050	215.1
5	17	John MCPHEE	GBR	Petronas Sprinta Racing	HONDA	1'36.046	16	17	0.208	0.089	216.0
6	52	Jeremy ALCOBA	SPA	Indonesian Racing Gresini Moto3	HONDA	1'36.052	18	18	0.214	0.006	219.0
7	7	Dennis FOGGIA	ITA	Leopard Racing	HONDA	1'36.075	17	18	0.237	0.023	219.9
8	55	Romano FENATI	ITA	Sterilgarda Max Racing Team	HUSQVARNA	1'36.101	15	16	0.263	0.026	216.4
9	71	Ayumu SASAKI	JPN	Red Bull KTM Tech 3	KTM	1'36.135	15	15	0.297	0.034	219.5
10	5	Jaume MASIA	SPA	Red Bull KTM Ajo	KTM	1'36.171	20	20	0.333	0.036	219.5
11	12	Filip SALAC	CZE	CarXpert PruestelGP	KTM	1'36.253	17	19	0.415	0.082	219.9
12	24	Tatsuki SUZUKI	JPN	SIC58 Squadra Corse	HONDA	1'36.279	15	15	0.441	0.026	219.0
13	37	Pedro ACOSTA	SPA	Red Bull KTM Ajo	KTM	1'36.289	9	20	0.451	0.010	217.7
14	16	Andrea MIGNO	ITA	Rivacold Snipers Team	HONDA	1'36.366	16	18	0.528	0.077	220.8
15	40	Darryn BINDER	RSA	Petronas Sprinta Racing	HONDA	1'36.409	10	12	0.571	0.043	217.7
16	27	Kaito TOBA	JPN	CIP Green Power	KTM	1'36.488	16	17	0.650	0.079	219.0
17	20	Lorenzo FELLON	FRA	SIC58 Squadra Corse	HONDA	1'36.561	16	18	0.723	0.073	220.4
18	82	Stefano NEPA	ITA	BOE Owlride	KTM	1'36.580	17	17	0.742	0.019	220.4
19	99	Carlos TATAY	SPA	Avintia Esponsorama Moto3	KTM	1'36.610	16	19	0.772	0.030	219.9
20	31	Adrian FERNANDEZ	SPA	Sterilgarda Max Racing Team	HUSQVARNA	1'36.647	18	20	0.809	0.037	219.0
21	73	Maximilian KOFLER	AUT	CIP Green Power	KTM	1'36.700	16	18	0.862	0.053	218.6
22	38	David SALVADOR	SPA	Rivacold Snipers Team	HONDA	1'36.766	10	19	0.928	0.066	218.6
23	92	Yuki KUNII	JPN	Honda Team Asia	HONDA	1'36.808	8	17	0.970	0.042	219.5
24	54	Riccardo ROSSI	ITA	BOE Owlride	KTM	1'36.858	16	17	1.020	0.050	218.1
25	19	Andi Farid IZDIHAR	INA	Honda Team Asia	HONDA	1'36.941	19	19	1.103	0.083	217.7
26	22	Elia BARTOLINI	ITA	Avintia VR46	KTM	1'37.483	21	21	1.645	0.542	219.0
27	6	Ryusei YAMANAKA	JPN	CarXpert PruestelGP	KTM	1'38.203	10	10	2.365	0.720	215.1

Practice condition: **Dry**Air: **21°**Humidity: **76%**Ground: **22°**

Fastest Lap:	Lap: 16	Izan GUEVARA	1'35.838	162.1 Km/h
Best Race Lap:	2020	Ayumu SASAKI	1'36.103	161.7 Km/h
All Time Lap Record:	2019	Tony ARBOLINO	1'35.778	162.3 Km/h

The results are provisional until the end of the limit for protest and appeals.

Time limit for protest expires 30' after publication of the results - Time:

These data/results cannot be reproduced, stored and/or transmitted in whole or in part by any manner of electronic, mechanical, photocopying, recording, broadcasting or otherwise now known or herein after developed without the previous express consent by the copyright owner, except for reproduction in daily press and regular printed publications on sale to the public within 60 days of the event related to those data/results and always provided that copyright symbol appears together as follows below.

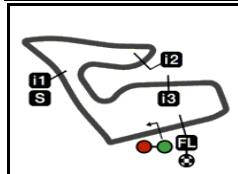
© DORNA, 2021

Official MotoGP Timing by TISSOT

www.motogp.com

Spielberg, Saturday, August 14, 2021






4318 m.

BITCI MOTORRAD GRAND PRIX VON ÖSTERREICH

Free Practice Nr. 3

Combined Free Practice Times

11

		Rider	Nation	Team	MOTORCYCLE	FP1	FP2	FP3	Gap				
1	28	I.GUEVARA	SPA	SANTANDER Consumer	GASGAS	GASGAS	1'36.413	18	1'37.166	9	1'35.838	16	
2	53	D.ÖNCÜ	TUR	Red Bull KTM Tech 3		KTM	1'36.399	17	1'36.891	6	1'35.904	14	0.066 0.066
3	11	S.GARCIA	SPA	SANTANDER Consumer	GASGAS	GASGAS	1'36.535	15	1'37.136	7	1'35.907	15	0.069 0.003
4	2	G.RODRIGO	ARG	Indonesian Racing Gresini	Moto3	HONDA	1'36.679	16	1'37.047	9	1'35.957	9	0.119 0.050
5	17	J.MCPHEE	GBR	Petronas Sprinta Racing		HONDA	1'36.606	17	1'36.811	6	1'36.046	16	0.208 0.089
6	52	J.ALCOBA	SPA	Indonesian Racing Gresini	Moto3	HONDA	1'36.897	17	1'37.679	6	1'36.052	18	0.214 0.006
7	7	D.FOGGIA	ITA	Leopard Racing		HONDA	1'36.429	20	1'36.850	11	1'36.075	17	0.237 0.023
8	55	R.FENATI	ITA	Sterilgarda Max Racing Team		HUSQVARNA	1'36.320	18	1'37.216	5	1'36.101	15	0.263 0.026
9	71	A.SASAKI	JPN	Red Bull KTM Tech 3		KTM	1'36.620	15	1'37.113	5	1'36.135	15	0.297 0.034
10	5	J.MASIA	SPA	Red Bull KTM Ajo		KTM	1'36.709	18	1'37.731	4	1'36.171	20	0.333 0.036
11	40	D.BINDER	RSA	Petronas Sprinta Racing		HONDA	1'36.215	17	1'36.752	4	1'36.409	10	0.377 0.044
12	12	F.SALAC	CZE	CarXpert PruestelGP		KTM	1'37.204	15	1'37.273	8	1'36.253	17	0.415 0.038
13	24	T.SUZUKI	JPN	SIC58 Squadra Corse		HONDA	1'37.329	6	1'36.925	9	1'36.279	15	0.441 0.026
14	37	P.ACOSTA	SPA	Red Bull KTM Ajo		KTM	1'36.333	17	1'36.809	4	1'36.289	9	0.451 0.010
15	16	A.MIGNO	ITA	Rivacold Snipers Team		HONDA	1'37.105	15	1'37.209	5	1'36.366	16	0.528 0.077
16	82	S.NEPA	ITA	BOE Owlride		KTM	1'36.416	15	1'37.225	8	1'36.580	17	0.578 0.050
17	27	K.TOBA	JPN	CIP Green Power		KTM	1'36.961	17	1'37.529	5	1'36.488	16	0.650 0.072
18	20	L.FELLON	FRA	SIC58 Squadra Corse		HONDA	1'37.342	13	1'37.327	10	1'36.561	16	0.723 0.073
19	99	C.TATAY	SPA	Avintia Esponsorama	Moto3	KTM	1'37.620	14	1'38.343	4	1'36.610	16	0.772 0.049
20	31	A.FERNANDEZ	SPA	Sterilgarda Max Racing Team		HUSQVARNA	1'37.229	18	1'37.894	10	1'36.647	18	0.809 0.037
21	92	Y.KUNII	JPN	Honda Team Asia		HONDA	1'36.659	18	1'37.805	5	1'36.808	8	0.821 0.012
22	73	M.KOFLER	AUT	CIP Green Power		KTM	1'37.528	11	1'37.840	11	1'36.700	16	0.862 0.041
23	38	D.SALVADOR	SPA	Rivacold Snipers Team		HONDA	1'37.517	17	1'37.357	6	1'36.766	10	0.928 0.066
24	54	R.ROSSI	ITA	BOE Owlride		KTM	1'37.431	15	1'37.887	9	1'36.858	16	1.020 0.092
25	19	A.IZDIHAR	INA	Honda Team Asia		HONDA	1'37.317	20	1'38.552	9	1'36.941	19	1.103 0.083
26	6	R.YAMANAKA	JPN	CarXpert PruestelGP		KTM	1'37.195	13	1'37.610	8	1'38.203	10	1.357 0.254
27	22	E.BARTOLINI	ITA	Avintia VR46		KTM	1'40.680	5	1'38.562	6	1'37.483	21	1.645 0.288

Pole Position Record:	2016	Joan MIR	1'36.228	161.5 Km/h
Best Race Lap:	2020	Ayumu SASAKI	1'36.103	161.7 Km/h
All Time Lap Record:	2019	Tony ARBOLINO	1'35.778	162.3 Km/h

The results are provisional until the end of the limit for protest and appeals.

Time limit for protest expires 60' after publication of the results - Time:

These data/results cannot be reproduced, stored and/or transmitted in whole or in part by any manner of electronic, mechanical, photocopying, recording, broadcasting or otherwise now known or herein after developed without the previous express consent by the copyright owner, except for reproduction in daily press and regular printed publications on sale to the public within 60 days of the event related to those data/results and always provided that copyright symbol appears together as follows below.

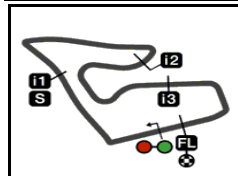
© DORNA, 2021

Official MotoGP Timing by TISSOT
www.motogp.com

Spielberg, Saturday, August 14, 2021







4318 m.

BITCI MOTORRAD GRAND PRIX VON ÖSTERREICH

Free Practice Nr. 3

Top Speed & Average

12



Rider	Nation	Motorcycle	Top 5 speeds					Average	Top
28 Izan GUEVARA	SPA	GASGAS	222.2	221.3	221.3	220.8	219.9	220.8	222.2
16 Andrea MIGNO	ITA	HONDA	220.8	218.1	217.3	217.3	216.8	218.1	220.8
53 Deniz ÖNCÜ	TUR	KTM	220.8	219.0	219.0	218.1	214.2	217.1	220.8
20 Lorenzo FELLON	FRA	HONDA	220.4	219.9	218.6	218.1	218.1	219.0	220.4
82 Stefano NEPA	ITA	KTM	220.4	219.9	219.5	217.7	215.1	217.5	220.4
7 Dennis FOGGIA	ITA	HONDA	219.9	219.5	218.1	218.1	217.7	218.5	219.9
12 Filip SALAC	CZE	KTM	219.9	218.6	218.1	218.1	217.7	218.5	219.9
99 Carlos TATAY	SPA	KTM	219.9	218.6	218.1	218.1	217.3	218.4	219.9
5 Jaume MASIA	SPA	KTM	219.5	219.0	217.7	217.3	216.8	217.9	219.5
71 Ayumu SASAKI	JPN	KTM	219.5	219.5	218.6	216.8	216.4	218.2	219.5
92 Yuki KUNII	JPN	HONDA	219.5	219.0	218.6	218.6	218.6	218.9	219.5
22 Elia BARTOLINI	ITA	KTM	219.0	218.1	213.8	212.5	212.5	214.7	219.0
24 Tatsuki SUZUKI	JPN	HONDA	219.0	217.3	216.4	216.0	216.0	216.9	219.0
27 Kaito TOBA	JPN	KTM	219.0	217.3	216.0	215.5	214.7	216.2	219.0
31 Adrian FERNANDEZ	SPA	HUSQVARNA	219.0	219.0	218.6	218.1	218.1	218.5	219.0
52 Jeremy ALCOBA	SPA	HONDA	219.0	218.6	217.3	216.4	216.4	217.5	219.0
38 David SALVADOR	SPA	HONDA	218.6	217.3	216.8	215.5	215.5	216.7	218.6
73 Maximilian KOFLER	AUT	KTM	218.6	218.6	217.3	216.8	216.4	217.5	218.6
54 Riccardo ROSSI	ITA	KTM	218.1	217.3	215.1	214.7	214.2	215.9	218.1
19 Andi Farid IZDIHAR	INA	HONDA	217.7	217.7	216.4	215.5	215.1	216.5	217.7
37 Pedro ACOSTA	SPA	KTM	217.7	216.4	216.0	213.8	213.8	215.5	217.7
40 Darryn BINDER	RSA	HONDA	217.7	214.2	213.8	213.4	212.5	213.8	217.7
11 Sergio GARCIA	SPA	GASGAS	216.8	216.4	216.4	216.0	215.5	216.2	216.8
55 Romano FENATI	ITA	HUSQVARNA	216.4	215.5	215.1	215.1	215.1	215.4	216.4
17 John MCPHEE	GBR	HONDA	216.0	216.0	215.5	214.7	214.7	215.4	216.0
2 Gabriel RODRIGO	ARG	HONDA	215.1	214.2	213.4	212.5	212.1	213.5	215.1
6 Ryusei YAMANAKA	JPN	KTM	215.1	213.8	213.4	212.1	210.9	213.1	215.1

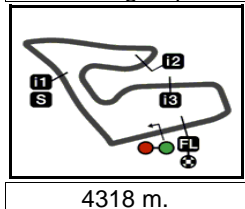
These data/results cannot be reproduced, stored and/or transmitted in whole or in part by any manner of electronic, mechanical, photocopying, recording, broadcasting or otherwise now known or herein after developed without the previous express consent by the copyright owner, except for reproduction in daily press and regular printed publications on sale to the public within 60 days of the event related to those data/results and always provided that copyright symbol appears together as follows below.

© DORNA, 2021

Official MotoGP Timing by TISSOT
www.motogp.com



Spielberg, Saturday, August 14, 2021



4318 m.

BITCI MOTORRAD GRAND PRIX VON ÖSTERREICH

Free Practice Nr. 3

Chronological Analysis of Performances

13

* Lap / Sector time cancelled

T1 Time from finish line to 1st intermediate

T3 Time from 2nd intermed. to 3rd intermed.

P Crossing the finish line in pit lane

T2 Time from 1st intermed. to 2nd intermed.

T4 Time from 3rd intermediate to finish line

Lap	Lap Time	T1	T2	T3	T4	Speed	Lap	Lap Time	T1	T2	T3	T4	Speed	
1st	28	Izan GUEVARA SANTANDER Consu SPA						5	1'37.440 *	21.637	30.792	26.493	18.518*	213.0
		Runs=2	Total laps=19	Full laps=9			6	1'44.404 P	21.854	32.022	27.176	23.352	211.3	
1	1'49.360	12.535	32.199	27.004	18.927	206.8	7	11'47.575 *	12.534	31.028	27.076	18.934*	210.5	
2	1'38.613 *	21.838	31.082	26.611	19.082*	211.7	8	1'36.216	21.386	30.405	26.142	18.283	216.8	
3	1'38.409 *	21.86 *	31.163*	26.625	18.760*	210.9	9	1'36.238	21.304	30.488	26.091	18.355	216.4	
4	1'37.766	21.723	30.955	26.498	18.590	212.1	10	1'36.545 *	21.42*	30.511	26.247	18.364	214.7	
5	1'37.741 *	21.76*	30.914	26.499	18.563	211.3	11	1'42.158 P	21.461	30.499	26.270	23.928	215.1	
6	1'37.150	21.582	30.697	26.418	18.453	212.5	12	6'54.709 *	12.490	32.757	26.206	18.355*	197.8	
7	1'42.226 P	21.671	30.696	26.500	23.359	211.3	13	1'36.060	21.446	30.427	26.011	18.176	216.4	
8	8'02.622	13.035	31.409	26.453	18.446	208.4	14	1'36.103	21.403	30.375	26.101	18.224	216.0	
9	1'36.303	21.327	30.402	26.313	18.261	219.9	15	1'35.907	21.507	30.264	25.921	18.215	215.5	
10	1'37.046	21.324	30.914	26.374	18.434	219.9	4th	2	Gabriel RODRIGO Indonesian Racing Gr ARG					
11	1'38.938 *	21.44*	31.087	27.862	18.543*	216.4			Runs=3	Total laps=11	Full laps=6			
12	1'39.757	21.252	32.149	27.786	18.570	222.2	1	2'31.123	12.514	31.882	27.218	18.819	204.1	
13	1'43.925 P	21.410	30.787	26.895	24.833	217.7	unfinished	22.128					212.5	
14	5'22.647 *	14.008	37.010	27.218	18.596*	203.0	2	1'34.425	13.500	33.090	29.349	18.486	204.9	
15	1'43.878	21.235	32.673	31.100	18.870	221.3	3	1'37.356	21.717	30.639	26.465	18.535	213.4	
16	1'35.838	21.233	30.412	26.031	18.162	221.3	4	1'37.360	21.670	30.548	26.574	18.568	212.1	
17	1'40.131 *	21.32*	33.155	27.064	18.583	219.5	5	1'37.685 *	21.81*	30.693	26.516	18.666	210.1	
18	1'36.282	21.397	30.658	25.954	18.273	219.9	6	1'45.396 P	22.175	31.473	27.295	24.453	208.4	
19	1'36.519	21.294	30.738	26.201	18.286	220.8	7	5'26.855 *	15.986	34.780	26.453	18.362*	169.5	
2nd	53	Deniz ÖNCÜ Red Bull KTM Tech 3 TUR						8	1'36.264	21.623	30.326	26.084	18.231	215.1
		Runs=2	Total laps=15	Full laps=4			9	1'35.957	21.486	30.231	25.912	18.328	214.2	
1	2'01.016	12.680	31.717	27.003	18.722	205.7	10	2'18.954 P	49.710	34.137	28.720	26.387	185.2	
2	1'37.659 *	21.749	30.855	26.521*	18.534	211.7	5th	17	John MCPHEE Petronas Sprinta Raci GBR					
3	1'37.149 *	21.627	30.771*	26.316	18.435	211.7			Runs=2	Total laps=17	Full laps=11			
4	1'37.163 *	21.58*	30.842	26.356	18.381	213.4	1	3'06.726	14.292	31.829	26.913	18.723	199.6	
5	1'37.321	21.767	30.684	26.284	18.586	214.2	2	1'38.994 *	21.886	31.664*	26.656	18.788	210.1	
6	1'37.043	21.636	30.441	26.438	18.528	214.2	3	1'37.932	21.756	30.760	26.708	18.708	211.3	
7	1'37.266 *	21.629	30.612	26.493	18.532*	211.7	4	1'37.139	21.746	30.615	26.354	18.424	211.3	
8	1'43.689 P	21.90*	30.926	26.749	24.112	209.7	5	1'37.092	21.639	30.765	26.240	18.448	212.5	
9	4'34.351	13.055	32.761	26.461	18.309	204.1	6	1'47.849 P	21.791	30.854	26.946	28.258	209.3	
10	1'35.962	21.235	30.436	25.950	18.341	219.0	7	8'16.026 *	12.854	32.877	26.761	18.481*	204.9	
11	1'47.732 P	21.647	33.378	26.428	26.279	214.2	8	1'37.009	21.742	30.656	26.248	18.363	211.7	
12	15'18.770 *	13.688	30.931	26.326	18.297*	208.8	9	1'38.871	21.774	30.594	26.263	20.240	212.1	
13	1'36.103 *	21.31*	30.539	25.978	18.268	218.1	10	1'36.711	21.553	30.608	26.253	18.297	216.0	
14	1'35.904	21.279	30.539	25.899	18.187	219.0	11	1'36.642	21.540	30.625	26.192	18.285	215.5	
15	1'36.488 *	21.249	30.740	26.238*	18.261	220.8	12	1'50.828 P	23.09*	33.377	28.891	25.470	201.4	
3rd	11	Sergio GARCIA SANTANDER Consu SPA						13	7'02.835	14.906	35.206	28.063	18.531	202.2
		Runs=2	Total laps=15	Full laps=7			14	1'41.358	21.554	34.410	26.912	18.482	214.2	
1	1'45.604	12.661	31.634	26.745	18.813	204.5	15	1'36.234	21.475	30.518	25.927	18.314	216.0	
2	1'37.809	21.786	30.821	26.607	18.595	212.5	16	1'36.046	21.484	30.410	25.850	18.302	214.7	
3	1'37.751 *	21.692	30.806*	26.626	18.627	212.1	17	1'38.189	21.573	30.547	26.751	19.318	214.7	
4	1'37.518	21.629	30.684	26.578	18.627	213.0								

Fastest Lap: Izan GUEVARA SANTANDER Consu SPA **1'35.838** 21.233 30.412 26.031 18.162

These data/results cannot be reproduced, stored and/or transmitted in whole or in part by any manner of electronic, mechanical, photocopying, recording, broadcasting or otherwise now known or herein after developed without the previous express consent by the copyright owner, except for reproduction in daily press and regular printed publications on sale to the public within 60 days of the event related to those data/results and always provided that copyright symbol appears together as follows below.
© DORNA, 2021

Free Practice Nr. 3

Moto3

Lap	Lap Time	T1	T2	T3	T4	Speed	Lap	Lap Time	T1	T2	T3	T4	Speed		
6th	52	Jeremy ALCOBA					Indonesian Racing Gr	SPA							
		Runs=2	Total laps=18	Full laps=10			13	1'36.388	21.536	30.528	26.185	18.139	215.5		
1	2'19.409	12.255	31.984	27.331	18.973	206.8	14	1'36.133	21.474	30.427	26.094	18.138	215.1		
2	1'38.989	22.014	31.244	26.984	18.747	211.3	15	1'36.101	21.500	30.465	26.017	18.119	215.1		
3	1'38.615	21.895	31.113	26.898	18.709	211.7	16	1'36.138	21.386	30.459	26.003	18.290	216.4		
4	1'38.309	21.870	31.038	26.766	18.635	212.1	9th	71	Ayumu SASAKI					Red Bull KTM Tech 3	JPN
5	1'38.185	21.815	30.887	26.773	18.710	212.1			Runs=2	Total laps=15	Full laps=8				
6	1'38.538	21.863	31.239	26.783	18.653	212.5	1	3'51.645	13.003	32.956	28.410	19.118	203.3		
7	1'43.056 P	21.836	30.941	26.681	23.598	211.7	2	1'41.516 *	21.812	34.551 *	26.546	18.607	212.5		
8	7'27.068 *	12.529	32.626	26.853	18.583 *	210.1	3	1'36.849	21.549	30.796	26.247	18.257	215.5		
9	1'37.320	21.647	30.814	26.395	18.464	215.1	4	1'41.179	21.543	31.425	27.650	20.561	219.5		
10	1'36.878	21.504	30.694	26.276	18.404	217.3	5	1'36.712	21.477	30.653	26.195	18.387	216.4		
11	1'39.314 *	21.614	30.639	26.572	20.489 *	213.8	6	1'36.894	21.708	30.523	26.219	18.444	215.1		
12	1'39.572 *	21.660	31.730 *	27.750	18.432 *	213.8	7	1'47.011 P	22.194	31.446	26.996	26.375	207.6		
13	1'46.079 P	21.614	30.777	29.003 *	24.685	215.1	8	4'11.180	13.359	32.301	26.577	18.455	205.7		
14	7'04.750	15.838	38.222	30.478	18.648	164.8	9	3'56.998 P				25.907			
15	1'37.971 *	21.565	30.741	27.104 *	18.561	216.4	10	11'21.877	12.994	36.010	27.352	18.775	201.8		
16	1'36.159	21.416	30.484	26.083	18.176	216.4	11	1'43.797	21.743	35.046	28.250	18.758	213.8		
17	1'36.654	21.371	30.808	26.166	18.309	218.6	12	1'37.445 *	21.454	30.604	27.082 *	18.305	216.8		
18	1'36.052	21.327	30.616	25.963	18.146	219.0	13	1'36.931	21.596	30.704	26.091	18.540	214.7		
7th	7	Dennis FOGGIA					Leopard Racing	ITA	14	1'36.395	21.471	30.477	26.199	18.248	219.5
		Runs=2	Total laps=18	Full laps=8			15	1'36.135	21.412	30.631	25.944	18.148	218.6		
1	3'54.585	12.673	31.835	27.435	20.766	214.2	10th	5	Jaume MASIA					Red Bull KTM Ajo	SPA
2	1'37.969 *	21.71 *	31.183 *	26.538	18.536	217.3			Runs=2	Total laps=20	Full laps=13				
3	1'37.261	21.678	30.821	26.416	18.346	217.7	1	1'57.832	12.714	32.143	27.137	18.779	204.1		
4	1'37.911	21.533	31.079	26.627	18.672	217.7	2	1'38.223	21.919	31.082	26.638	18.584	210.9		
5	1'41.239 *	23.13 *	33.248	26.395	18.466	206.1	3	1'37.659 *	21.677	30.943 *	26.558	18.481	213.8		
6	1'37.067 *	21.54 *	30.828	26.222	18.469	218.1	4	1'37.580	21.777	30.725	26.633	18.445	211.3		
7	1'45.627 P	21.779	30.960	27.078	25.810	216.4	5	1'37.352	21.688	30.744	26.517	18.403	212.1		
8	6'01.576	14.970	31.438	27.001	18.687	204.1	6	1'44.803 P	22.05 *	32.527	26.753	23.472	202.6		
9	1'36.717	21.553	30.636	26.180	18.348	216.0	7	6'10.703	12.843	31.913	27.281	18.678	202.2		
10	1'36.702	21.394	30.645	26.314	18.349	219.5	8	1'37.440	21.693	30.798	26.503	18.446	213.4		
11	1'36.742	21.569	30.578	26.260	18.335	214.7	9	1'37.512	21.682	30.493	26.424	18.913	211.7		
12	1'45.218 P	22.213	32.077 *	27.305 *	23.623	214.2	10	1'37.729	21.535	30.974	26.746	18.474	215.5		
13	6'49.244	13.939	32.527	26.794	18.873	202.6	11	1'36.425	21.368	30.515	26.244	18.298	219.5		
14	1'44.914 *	26.563	32.907 *	26.927	18.517	208.0	12	1'36.720	21.454	30.752	26.282	18.232	215.1		
15	1'36.690	21.495	30.717	26.208	18.270	219.9	13	1'44.168 P	22.019	31.261	27.190	23.698	209.3		
16	1'36.602	21.598	30.673	26.091	18.240	216.0	14	5'24.860	13.176	31.703	27.355	18.685	199.6		
17	1'36.075	21.363	30.485	25.968	18.259	218.1	15	1'45.308 *	21.459	37.467	27.436 *	18.946	219.0		
18	1'37.000 *	21.62 *	30.759	26.190	18.428	213.4	16	1'42.523	21.390	33.608	28.919	18.606	217.3		
8th	55	Romano FENATI					Sterilgarda Max Racin	ITA	17	1'36.652	21.406	30.492	26.491	18.263	216.8
		Runs=2	Total laps=16	Full laps=10			18	1'36.374	21.440	30.382	26.139	18.413	216.8		
1	3'05.678	13.384	31.501	26.903	18.633	203.3	19	1'36.441	21.497	30.467	26.257	18.220	215.1		
2	1'39.226 *	21.895	31.796 *	26.906	18.629	210.1	20	1'36.171	21.353	30.531	26.103	18.184	217.7		
3	1'37.892	21.806	30.802	26.807	18.477	211.3	11th	12	Filip SALAC					CarXpert PruestelGP	CZE
4	1'37.539	21.728	30.694	26.688	18.429	211.3			Runs=3	Total laps=19	Full laps=7				
5	1'37.720	21.687	30.781	26.605	18.647	211.7	1	3'54.759	12.706	33.055	28.115	20.939	204.9		
6	1'46.667 P	21.624	31.109	26.624	27.310	215.1	2	1'38.031 *	21.603	31.493 *	26.595	18.340	216.8		
7	6'06.677 *	13.104	31.244	26.839	18.542 *	204.1	3	1'37.085	21.496	30.786	26.435	18.368	217.7		
8	1'37.625	21.747	30.979	26.548	18.351	211.3	4	1'37.257	21.519	30.812	26.445	18.481	218.6		
9	1'37.118	21.602	30.771	26.504	18.241	212.5	5	1'42.918 *	22.76 *	32.637	26.678	20.840	198.5		
10	1'38.512	21.633	30.662	26.452	19.765	213.0	6	1'37.441	21.625	30.948	26.439	18.429	213.8		
11	1'44.821 P	21.772	30.853	27.289	24.907	211.7	7	1'39.194	21.594	30.605	26.296	20.699	212.1		
12	9'26.473 *	13.127	31.256	26.561 *	18.285	206.1	8	1'45.673 P	21.765	31.350	27.877	24.681	214.2		

Fastest Lap: Izan GUEVARA SANTANDER Consu SPA **1'35.838** 21.233 30.412 26.031 18.162

These data/results cannot be reproduced, stored and/or transmitted in whole or in part by any manner of electronic, mechanical, photocopying, recording, broadcasting or otherwise now known or herein after developed without the previous express consent by the copyright owner, except for reproduction in daily press and regular printed publications on sale to the public within 60 days of the event related to those data/results and always provided that copyright symbol appears together as follows below.
© DORNA, 2021

Free Practice Nr. 3

Moto3

Lap	Lap Time	T1	T2	T3	T4	Speed	Lap	Lap Time	T1	T2	T3	T4	Speed
9	4'10.634	12.748	32.380	27.457	19.288	209.3	2	1'41.513 *	23.55*	31.557	27.423	18.983	206.5
10	1'36.980	21.529	30.854	26.195	18.402	217.3	3	1'41.483 *	24.319	32.148*	26.494	18.522	189.4
11	1'36.655	<u>21.399</u>	30.818	<u>26.090</u>	18.348	<u>219.9</u>	4	1'37.468	21.755	30.858	26.372	18.483	213.8
12	1'37.043 *	21.56*	30.823	26.174	18.482	218.1	5	1'37.346	21.673	30.797	26.448	18.428	213.8
13	1'48.153 P	23.772	32.478	26.684	25.219	206.5	6	1'40.777 *	22.63*	33.217	26.493	18.434	208.4
14	6'57.805 *	12.995	34.368	26.545*	18.296*	204.5	7	1'43.919 P	21.675	31.722	26.811	23.711	213.4
15	1'45.642 *	21.45*	31.027*	29.353	23.806	214.7	8	7'39.047	14.791	31.447	26.830	18.557	200.0
16	1'39.354 *	21.454	30.989	28.556*	18.355	218.1	9	1'37.358	21.689	30.751	26.554	18.364	211.7
17	1'36.253	21.459	<u>30.449</u>	26.113	<u>18.232</u>	216.4	10	1'37.651	21.627	30.911	26.559	18.554	211.7
18	1'37.667 *	21.518	31.231	26.252	18.666*	214.7	11	1'36.841	21.516	30.645	26.302	18.378	216.8
19	2'01.633 P	27.907	35.953	31.223	26.550	185.2	12	1'43.047 P	21.470	31.062	26.575	23.940	218.1
12th 24 Tatsuki SUZUKI SIC58 Squadra Corse JPN													
		Runs=2	Total laps=15	Full laps=9									
1	4'56.333 *	13.112	32.905*	27.097*	18.695	204.9	13	6'58.028 *	14.792	36.644	27.750	19.270*	177.0
2	1'38.504	21.868	31.225	26.770	18.641	211.3	14	1'41.844	21.594	33.044	28.653	18.553	214.7
3	1'38.246 *	21.780	31.127	26.762*	18.577	211.3	15	1'36.607	21.453	<u>30.538</u>	26.239	18.377	217.3
4	1'48.677 P	21.737	33.118	29.748	24.074	212.1	16	1'36.366	<u>21.421</u>	30.601	<u>26.128</u>	<u>18.216</u>	217.3
5	9'52.197	14.629	31.789	26.919	18.768	202.6	17	1'36.995 *	21.477	30.753	26.264*	18.501	<u>220.8</u>
6	1'36.654	21.629	30.566	26.207	18.252	215.5	18	1'38.732 *	21.84*	31.101	27.425	18.365	212.5
7	1'36.458	21.541	30.552	26.096	18.269	216.4	15th 40 Darryn BINDER Petronas Sprinta Raci RSA						
8	1'36.497	21.529	30.522	26.209	18.237	216.0			Runs=1	Total laps=12	Full laps=7		
9	1'48.336 P	21.667	31.949	28.580	26.140	213.4	1	3'54.147	13.222	33.052	27.709	18.900	208.0
10	6'46.591 *	12.660	32.621	26.663*	18.791	208.0	2	1'37.567 *	21.725	31.195*	26.407	<u>18.240</u>	212.5
11	1'44.456	26.226	32.744	26.977	18.509	193.8	3	1'36.874	21.697	30.614	26.271	18.292	212.1
12	1'37.041	21.569	31.030	26.197	18.245	<u>219.0</u>	4	1'42.175	21.754	34.984	26.687	18.750	210.5
13	1'36.626	<u>21.526</u>	<u>30.483</u>	26.127	18.490	215.5	5	1'36.601	21.654	30.574	26.114	18.259	212.5
14	1'36.817	21.725	30.571	26.266	18.255	217.3	6	2'24.014 P	21.625	1'05.516	31.853*	25.020	213.4
15	<u>1'36.279</u>	21.534	30.547	<u>25.987</u>	<u>18.211</u>	216.0	7	20'25.909 *	14.125	31.977	27.099*	18.696	196.0
13th 37 Pedro ACOSTA Red Bull KTM Ajo SPA													
		Runs=2	Total laps=20	Full laps=12									
1	2'09.124	13.154	31.985	26.958	18.633	204.1	8	1'45.146	26.954	32.871	26.797	18.524	203.3
2	1'38.033	21.950	30.813	26.649	18.621	210.9	9	1'37.783	21.801	31.267	26.461	18.254	212.5
3	1'37.876 *	21.774	30.933*	26.640	18.529	211.3	10	<u>1'36.409</u>	<u>21.518</u>	<u>30.489</u>	<u>25.925</u>	18.477	<u>217.7</u>
4	1'37.310	21.602	30.570	26.582	18.556	212.1	11	1'37.391 *	21.683	31.469*	25.936	18.303	214.2
5	1'37.356	21.668	30.569	26.579	18.540	211.7	12	1'37.070	21.852	30.559	26.181	18.478	213.8
6	1'44.644 P	21.720	32.176	27.581	23.167	211.3	16th 27 Kaito TOBA CIP Green Power JPN						
7	6'00.583	12.897	31.258	27.298	18.695	206.1			Runs=2	Total laps=17	Full laps=9		
8	1'37.296	21.522	30.797	26.407	18.570	213.8	1	2'27.915	12.684	32.389	27.515	18.833	208.4
9	<u>1'36.289</u>	21.501	30.369	<u>26.144</u>	<u>18.275</u>	216.4	2	1'39.204	21.941	31.067	27.329	18.867	213.4
10	1'37.606 *	21.92*	30.712	26.506	18.463	213.8	3	1'37.098	21.516	30.854	26.443	18.285	216.0
11	1'36.932	21.665	30.445	26.363	18.459	211.3	4	1'37.049	<u>21.498</u>	30.683	26.492	18.376	214.7
12	1'36.863	21.591	30.470	26.409	18.393	211.7	5	1'47.178 P	21.634	32.408	27.921	25.215	214.2
13	1'44.533 P	22.371	31.603	26.674	23.885	210.1	6	8'07.843 *	12.871	31.832	28.149	18.716*	205.3
14	5'25.408	12.764	31.707	27.283	18.773	207.6	7	1'37.288	21.713	30.764	26.472	18.339	213.8
15	1'39.009	<u>21.427</u>	32.980	26.244	18.358	<u>217.7</u>	8	1'39.917 *	21.58*	31.306	28.190	18.835	217.3
16	1'36.351	21.442	30.284	26.318	18.307	216.0	9	1'37.277	21.627	30.814	26.485	18.351	213.8
17	1'41.262 *	22.994	32.211	27.581*	18.476	194.9	10	1'37.159	21.651	30.689	26.454	18.365	214.2
18	1'36.906	21.621	30.468	26.406	18.411	213.0	11	1'43.055 P	21.701	30.785	26.554	24.015	214.2
19	1'36.564	21.611	30.324	26.273	18.356	212.5	12	7'45.725	15.663	33.428	28.215	19.049	166.1
20	1'36.439	21.488	<u>30.243</u>	26.354	18.354	212.5	13	1'40.858 *	24.428	31.373	26.748	18.309*	195.6
14th 16 Andrea MIGNO Rivacold Snipers Tea ITA													
		Runs=2	Total laps=18	Full laps=8									
1	2'10.767	12.555	32.637	27.014	18.675	205.3	14	1'39.591 *	21.56*	30.573	27.462	19.991*	214.7
17th 20 Lorenzo FELLON SIC58 Squadra Corse FRA													
		Runs=2	Total laps=18	Full laps=11									
1	3'35.371	12.495	32.627	28.951	20.050	206.5	15	1'36.530	21.535	<u>30.336</u>	26.442	18.217	<u>219.0</u>
Fastest Lap: Izan GUEVARA SANTANDER Consu SPA 1'35.838 21.233 30.412 26.031 18.162													

These data/results cannot be reproduced, stored and/or transmitted in whole or in part by any manner of electronic, mechanical, photocopying, recording, broadcasting or otherwise now known or herein after developed without the previous express consent by the copyright owner, except for reproduction in daily press and regular printed publications on sale to the public within 60 days of the event related to those data/results and always provided that copyright symbol appears together as follows below.
© DORNA, 2021

Free Practice Nr. 3

Moto3

Lap	Lap Time	T1	T2	T3	T4	Speed	Lap	Lap Time	T1	T2	T3	T4	Speed
2	1'38.860 *	22.071	31.445*	26.724	18.620	210.5	17	1'36.695	21.531	30.624	26.237	18.303	218.1
3	1'38.081	21.786	30.970	26.737	18.588	213.4	18	1'36.665	21.396	30.724	26.017	18.528	219.9
4	1'37.944	21.777	30.896	26.706	18.565	213.4	19	1'41.160 *	23.719	31.992	27.040	18.409*	198.5
5	1'38.091	21.754	30.982	26.718	18.637	217.3	20th 31 Adrian FERNANDEZ Sterilgarda Max Racin SPA						
6	1'45.504 P	22.29*	31.691	27.500	24.020	209.3	Runs=2 Total laps=20 Full laps=10						
7	7'48.880	12.940	31.957	26.941	18.606	203.0	1	1'50.131	12.943	32.132	27.007	21.367	203.3
8	1'37.093	21.621	30.853	26.297	18.322	218.1	2	1'38.844	22.086	31.191	26.719	18.848	209.7
9	1'37.539	21.491	31.270	26.357	18.421	219.9	3	1'38.406 *	21.81*	31.223*	26.635	18.729	210.5
10	1'37.182	21.545	30.787	26.311	18.539	217.7	4	1'38.311 *	21.82*	31.058	26.667	18.757	210.1
11	1'36.782	21.505	30.724	26.246	18.307	218.6	5	1'38.361	21.878	31.131	26.687	18.665	210.9
12	1'48.965 P	22.96*	34.203	26.868	24.926	202.6	6	1'47.396 P	21.998	31.688	27.250	26.460	209.3
13	5'21.652	12.738	34.998	27.267	18.768	205.3	7	6'13.939	13.044	34.824	35.539	26.389	203.7
14	1'41.171	21.707	33.540	27.630	18.294	210.5	8	1'37.745	21.820	31.050	26.376	18.499	212.5
15	1'37.210	21.510	31.088	26.430	18.182	220.4	9	1'39.276 *	21.922	31.152	27.260*	18.942	213.0
16	1'36.561	21.444	30.672	26.173	18.272	218.1	10	1'37.254	21.480	31.059	26.249	18.466	218.1
17	1'37.272	21.511	30.702	26.176	18.883	216.8	11	1'36.883	21.451	30.813	26.183	18.436	218.1
18	1'42.925 *	23.422	33.840	27.188	18.475*	205.3	12	1'37.428	21.582	31.093	26.148	18.605	216.4
18th 82 Stefano NEPA BOE Owlride ITA							13	1'37.320	21.709	30.964	26.218	18.429	212.5
Runs=3 Total laps=17 Full laps=10							14	1'46.030 P	22.330	31.498	26.714	25.488	207.6
1	2'26.086	12.594	32.715	27.992	19.135	203.7	15	5'25.913	12.815	36.585	27.356	18.903	207.6
2	1'40.310	22.107	31.353	27.519	19.331	210.1	16	1'41.726 *	21.56*	32.928	28.412	18.819	218.1
3	1'42.513	21.840	33.314	28.209	19.150	209.7	17	1'37.233	21.559	30.946	26.316	18.412	218.6
4	1'38.074	21.749	30.869	26.820	18.636	212.5	18	1'36.647	21.395	30.681	26.108	18.463	219.0
5	1'38.275	21.795	31.067	26.839	18.574	211.7	19	1'36.753	21.557	30.595	26.173	18.428	216.4
6	1'37.879	21.703	30.811	26.746	18.619	211.7	20	1'37.140 *	21.67*	30.716	26.252	18.500	219.0
7	1'44.988 P	21.711	31.628*	28.292	23.357	211.7	21st 73 Maximilian KOFLER CIP Green Power AUT						
8	7'14.502	13.186	33.072	26.998	18.647	185.2	Runs=2 Total laps=18 Full laps=10						
9	1'36.747	21.433	30.752	26.210	18.352	219.5	1	2'26.581	12.190	32.524	28.294	19.136	209.3
10	1'36.592	21.419	30.562	26.243	18.368	217.7	2	1'39.130 *	21.801	31.335	26.933	19.061*	216.0
11	1'36.740	21.493	30.445	26.409	18.393	215.1	3	1'38.445	21.783	31.099	26.716	18.847	213.8
12	1'42.425 P	21.475	30.472	26.334	24.144	215.1	4	1'37.348	21.690	30.885	26.251	18.522	218.6
13	7'10.396	11.925	34.516	27.369	21.784	215.1	5	1'37.372	21.511	30.790	26.394	18.677	218.6
14	2'16.339 P	21.353		22.985	220.4		6	1'45.557 P	22.71*	31.613	27.388*	23.842	206.5
15	2'32.135	16.013	35.515	29.300	19.810	179.4	7	6'30.919	12.729	31.942	27.005	18.727	210.1
16	1'38.901	21.609	30.802	27.020	19.470	214.2	8	1'37.554	21.774	30.821	26.377	18.582	213.0
17	1'36.580	21.440	30.581	26.265	18.294	219.9	9	1'40.885 *	22.29*	31.468	28.276	18.851	209.7
19th 99 Carlos TATAY Avintia Esponsorama SPA							10	1'37.291	21.538	30.769	26.390	18.594	216.8
Runs=2 Total laps=19 Full laps=10							11	1'37.065	21.616	30.647	26.284	18.518	217.3
1	2'12.852	13.093	32.453	27.488	18.810	205.3	12	1'43.270 P	21.504	31.267	26.587	23.912	216.4
2	1'40.223	21.844	31.716	27.547	19.116	216.0	13	7'46.018 *	14.033	32.111	27.116	18.681*	197.4
3	1'38.413 *	21.713	31.014*	26.883	18.803	212.5	14	1'38.332	21.676	31.804	26.392	18.460	213.0
4	1'41.601	24.515	31.701	26.849	18.536	203.0	15	1'41.975 *	21.631	32.104	28.273	19.967*	213.0
5	1'37.997	21.655	30.808	26.567	18.967	213.4	16	1'36.700	21.530	30.501	26.257	18.412	216.0
6	1'37.548	21.666	30.951	26.469	18.462	218.6	17	1'38.323	21.590	30.689	26.600	19.444	216.0
7	1'37.200	21.550	30.866	26.359	18.425	216.4	18	1'36.891	21.565	30.801	26.135	18.390	216.0
8	1'46.132 P	21.624	32.123	27.103	25.282	213.8	22nd 38 David SALVADOR Rivacold Snipers Tea SPA						
9	5'51.704 *	13.424	32.971	27.030	18.602*	197.8	Runs=2 Total laps=19 Full laps=11						
10	1'37.324 *	21.56*	31.058	26.319	18.383*	214.7	1	2'11.686	12.687	32.305	27.666	18.637	206.5
11	1'37.173	21.638	30.723	26.407	18.405	214.7	2	1'37.245	21.630	30.838	26.472	18.305	213.8
12	1'38.193 *	21.63*	30.810	27.262	18.490	215.1	3	1'39.470 *	21.769	31.080*	27.458	19.163	215.5
13	1'42.956 P	21.533	30.907	26.886	23.630	216.8	4	1'43.256 *	21.77*	31.505	29.302	20.671	211.3
14	7'03.764 *	13.319	34.707	27.252	18.932*	208.8	5	1'37.021	21.555	30.797	26.307	18.362	215.1
15	1'40.819	21.463	32.175	28.614	18.567	218.1	6	1'38.070 *	21.68*	31.108	26.755	18.526	215.5
16	1'36.610	21.439	30.706	26.220	18.245	217.3							

Fastest Lap: Izan GUEVARA SANTANDER Consu SPA **1'35.838** 21.233 30.412 26.031 18.162

These data/results cannot be reproduced, stored and/or transmitted in whole or in part by any manner of electronic, mechanical, photocopying, recording, broadcasting or otherwise now known or herein after developed without the previous express consent by the copyright owner, except for reproduction in daily press and regular printed publications on sale to the public within 60 days of the event related to those data/results and always provided that copyright symbol appears together as follows below.
© DORNA, 2021

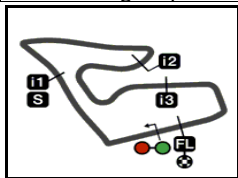
Free Practice Nr. 3

Moto3

Lap	Lap Time	T1	T2	T3	T4	Speed	Lap	Lap Time	T1	T2	T3	T4	Speed
7	1'38.153	21.839	31.067	26.676	18.571	208.0	1	2'13.775	13.460	32.022	27.011	18.711	203.7
8	1'48.881 P	22.607	32.923	26.891*	26.460	178.2	2	1'41.432	21.774	31.120	27.746	20.792	213.4
9	5'46.035	14.021	33.700	26.414	18.448	180.9	3	1'38.218 *	21.691	31.269*	26.660	18.598	213.8
10	1'36.766	21.579	30.622	26.277	18.288	213.4	4	1'37.081	21.613	30.762	26.320	18.386	215.1
11	1'36.925	21.514	30.723	26.373	18.315	216.8	5	1'37.870	21.647	30.940	26.703	18.580	214.2
12	1'36.908	21.586	30.714	26.314	18.294	213.8	6	1'39.978	21.834	31.662	27.618	18.864	212.5
13	1'45.263 P	21.603	31.449	27.217	24.994	214.2	7	1'37.436 *	21.628	30.758	26.521*	18.529	214.2
14	7'07.899 *	13.975	36.374	27.880*	19.141*	201.1	8	1'47.535 P	22.097	31.290	27.120	27.028	208.0
15	1'39.256	21.481	31.776	27.514	18.485	217.3	9	6'14.776 *	20.338	32.729	27.441	18.710*	190.8
16	1'38.815	21.540	31.335	27.185	18.755	218.6	10	1'37.919	21.849	30.743	26.704	18.623	210.5
17	1'36.959	21.548	30.776	26.273	18.362	214.2	11	1'37.876	21.741	30.763	26.672	18.700	210.5
18	1'36.902	21.541	30.615	26.296	18.450	213.0	12	1'37.725	21.802	30.826	26.586	18.511	210.1
19	1'37.361	21.719	30.871	26.491	18.280	213.4	13	1'37.611	21.708	30.774	26.603	18.526	212.1
23rd 92 Yuki KUNII Honda Team Asia JPN							14	1'46.121 P	21.767	31.065	27.682	25.607	210.9
Runs=2 Total laps=17 Full laps=9							15	6'40.156	17.045	34.716	28.244	18.949	168.4
1	2'10.955	12.423	32.345	26.955	18.663	208.8	16	1'38.505	21.803	30.966	27.329	18.407	216.4
2	1'37.920	21.709	30.944	26.732	18.535	215.1	17	1'37.145	21.615	30.729	26.442	18.359	217.7
3	1'38.319 *	21.789	30.912*	26.923	18.695	213.4	18	1'37.419	21.675	30.610	26.503	18.631	215.5
4	1'42.571 *	23.19*	32.829	27.867	18.677	196.0	19	1'36.941	21.629	30.679	26.292	18.341	217.7
5	1'38.233	21.688	31.179	26.635	18.731	219.5	26th 22 Elia BARTOLINI Avintia VR46 ITA						
6	1'48.586 P	22.281*	32.755	28.479	25.066	192.8	Runs=2 Total laps=21 Full laps=13						
7	7'26.034	13.453	31.824	26.578	18.483	202.6	1	2'09.636	13.834	32.310	27.611	18.887	197.0
8	1'36.808	21.420	30.628	26.389	18.371	218.6	2	1'39.278	21.969	31.253	27.203	18.853	210.9
9	1'37.015	21.408	30.698	26.475	18.434	216.4	3	1'38.639 *	21.833	31.235*	26.938	18.633	213.8
10	1'42.273 *	21.625	32.728	29.322*	18.598	216.8	4	1'41.019 *	22.06*	31.655	27.882	19.416	208.0
11	1'37.201	21.464	30.577	26.671	18.489	216.0	5	1'39.319	21.943	31.146	27.368	18.862	212.5
12	1'38.567	21.474	32.090	26.470	18.533	218.6	6	1'39.219	22.055	31.700	26.851	18.613	204.5
13	1'45.035 P	21.534	30.796	26.710	25.995	216.4	7	1'38.189	21.900	31.017	26.730	18.542	210.1
14	7'05.305	16.811	34.712	28.020	18.633	192.5	8	1'41.225	21.782	31.521	27.029	20.893	211.3
15	1'40.932	21.433	34.478	26.708	18.313	218.6	9	1'40.371	21.873	31.728	27.944	18.826	210.5
16	1'37.506	21.509	31.081	26.301	18.615	215.1	10	1'38.971	21.919	31.157	27.088	18.807	209.3
17	1'36.870	21.389	30.734	26.359	18.388	219.0	11	1'39.014	21.936	31.138	27.100	18.840	209.3
24th 54 Riccardo ROSSI BOE Owlride ITA							12	1'46.599 P	22.31*	31.448	27.643	25.193	209.7
Runs=2 Total laps=17 Full laps=5							13	7'17.875	14.515	32.506	30.570	19.293	176.7
1	2'28.929	12.507	32.083	27.984	20.377	206.5	14	1'40.027	21.958	31.219	28.047	18.803	212.5
2	1'38.983 *	21.712	31.618	26.863*	18.790	213.4	15	1'39.151	21.951	31.238	27.200	18.762	211.3
3	1'38.400 *	21.741	31.036	27.010*	18.613	212.5	16	1'38.678	21.811	30.921	27.184	18.762	212.1
4	1'41.657 *	21.656	31.635	29.643	18.723*	213.0	17	1'38.422	21.845	30.874	27.000	18.703	211.7
5	1'37.987 *	21.818	30.894	26.779*	18.496	212.1	18	1'50.554 P	21.781	35.395	28.506	24.872	212.5
6	1'37.415	21.683	30.770	26.503	18.459	212.5	19	2'02.604	12.800	30.989	26.842	18.653	212.1
7	1'46.095 P	22.021	31.786*	27.974	24.314	212.5	20	1'37.924 *	21.725	30.876	26.783*	18.540	218.1
8	8'52.473 *	13.996	34.236	28.876	22.382*	193.8	21	1'37.483	21.449	30.891	26.667	18.476	219.0
9	1'38.182 *	21.68 *	31.217	26.786*	18.498	212.5	27th 6 Ryusei YAMANAKA CarXpert PruestelGP JPN						
10	1'37.326 *	21.641*	30.740	26.554	18.387	212.1	Runs=2 Total laps=10 Full laps=3						
11	1'37.291	21.533	30.977	26.427	18.354	214.7	1	2'31.343	12.215	31.749	27.324	18.681	208.4
12	1'36.987	21.477	30.794	26.413	18.303	217.3	2	2'53.457 P	21.811	1'22.748	39.332	29.566	210.9
13	1'47.716 P	22.32*	31.780	27.629	25.980	203.7	3	13'25.860	12.765	32.863	28.337	19.457	203.3
14	5'28.210	16.459	36.771	31.062	19.181	169.8	4	1'41.801 *	22.44*	31.837	28.102	19.415	207.6
15	1'38.585 *	21.681*	30.701	27.436	18.768	214.2	5	1'59.842 P	24.13*	35.002	29.201	31.503	197.8
16	1'36.858	21.398	30.784	26.295	18.381	218.1	6	12'25.202 *	14.289	32.785	28.196	18.974*	195.2
17	1'37.973	21.466	30.805	26.723	18.979	215.1	7	1'39.252 *	22.008	31.146	27.441	18.657*	215.1
25th 19 Andi Farid IZDIHAR Honda Team Asia INA							8	1'38.843	21.832	31.462	26.766	18.783	213.8
Runs=2 Total laps=19 Full laps=12							9	1'38.210	21.858	31.192	26.526	18.634	212.1
							10	1'38.203	22.139	30.989	26.522	18.553	213.4

Fastest Lap: Izan GUEVARA SANTANDER Consu SPA **1'35.838** 21.233 30.412 26.031 18.162

These data/results cannot be reproduced, stored and/or transmitted in whole or in part by any manner of electronic, mechanical, photocopying, recording, broadcasting or otherwise now known or herein after developed without the previous express consent by the copyright owner, except for reproduction in daily press and regular printed publications on sale to the public within 60 days of the event related to those data/results and always provided that copyright symbol appears together as follows below.
© DORNA, 2021



4318 m.

BITCI MOTORRAD GRAND PRIX VON ÖSTERREICH

Free Practice Nr. 3

Best Partial Times

Moto3™

IT Ideal Lap Time, sum of the best partial times

BT Best Lap Time

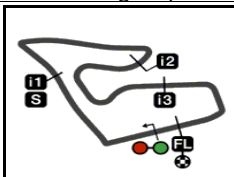
T1		T2		T3		T4				IT		BT	
Pos	Rider	Time	Rider	Time	Rider	Time	Rider	Time	Pos	Rider	IT	BT	
11	GUEVARA	21.233	G.RODRIGO	30.231	J.MCPHEE	25.850	K.TOBA	18.111	1	S.GARCIA	1'35.665	1'35.907	(3)
2	D.ÖNCÜ	21.235	P.ACOSTA	30.243	D.ÖNCÜ	25.899	R.FENATI	18.119	2	I.GUEVARA	1'35.751	1'35.838	(1)
3	S.GARCIA	21.304	S.GARCIA	30.264	G.RODRIGO	25.912	J.ALCOBA	18.146	3	D.ÖNCÜ	1'35.757	1'35.904	(2)
4	J.ALCOBA	21.327	K.TOBA	30.336	S.GARCIA	25.921	A.SASAKI	18.148	4	G.RODRIGO	1'35.860	1'35.957	(4)
5	J.MASIA	21.353	J.MASIA	30.382	D.BINDER	25.925	I.GUEVARA	18.162	5	J.ALCOBA	1'35.920	1'36.052	(6)
6	S.NEPA	21.353	I.GUEVARA	30.402	A.SASAKI	25.944	S.GARCIA	18.176	6	R.FENATI	1'35.935	1'36.101	(8)
7	D.FOGGIA	21.363	J.MCPHEE	30.410	I.GUEVARA	25.954	L.FELLON	18.182	7	A.SASAKI	1'35.981	1'36.135	(9)
8	R.FENATI	21.386	R.FENATI	30.427	J.ALCOBA	25.963	J.MASIA	18.184	8	J.MCPHEE	1'36.020	1'36.046	(5)
9	Y.KUNII	21.389	D.ÖNCÜ	30.436	D.FOGGIA	25.968	D.ÖNCÜ	18.187	9	J.MASIA	1'36.022	1'36.171	(10)
10	A.FERNANDEZ	21.395	S.NEPA	30.445	T.SUZUKI	25.987	T.SUZUKI	18.211	10	D.FOGGIA	1'36.056	1'36.075	(7)
11	C.TATAY	21.396	F.SALAC	30.449	R.FENATI	26.003	A.MIGNO	18.216	11	P.ACOSTA	1'36.089	1'36.289	(13)
12	R.ROSSI	21.398	A.SASAKI	30.477	C.TATAY	26.017	G.RODRIGO	18.231	12	F.SALAC	1'36.170	1'36.253	(11)
13	F.SALAC	21.399	T.SUZUKI	30.483	F.SALAC	26.090	F.SALAC	18.232	13	D.BINDER	1'36.172	1'36.409	(15)
14	A.SASAKI	21.412	J.ALCOBA	30.484	J.MASIA	26.103	D.FOGGIA	18.240	14	K.TOBA	1'36.186	1'36.488	(16)
15	A.MIGNO	21.421	D.FOGGIA	30.485	A.FERNANDEZ	26.108	D.BINDER	18.240	15	T.SUZUKI	1'36.207	1'36.279	(12)
16	P.ACOSTA	21.427	D.BINDER	30.489	A.MIGNO	26.128	C.TATAY	18.245	16	C.TATAY	1'36.282	1'36.610	(19)
17	L.FELLON	21.444	M.KOFLER	30.501	M.KOFLER	26.135	P.ACOSTA	18.275	17	S.NEPA	1'36.302	1'36.580	(18)
18	E.BARTOLINI	21.449	A.MIGNO	30.538	P.ACOSTA	26.144	D.SALVADOR	18.280	18	A.MIGNO	1'36.303	1'36.366	(14)
19	J.MCPHEE	21.475	Y.KUNII	30.577	L.FELLON	26.173	J.MCPHEE	18.285	19	L.FELLON	1'36.471	1'36.561	(17)
20	D.SALVADOR	21.481	A.FERNANDEZ	30.595	S.NEPA	26.210	S.NEPA	18.294	20	A.FERNANDEZ	1'36.510	1'36.647	(20)
21	G.RODRIGO	21.486	A.IZDIHAR	30.610	K.TOBA	26.241	R.ROSSI	18.303	21	M.KOFLER	1'36.530	1'36.700	(21)
22	K.TOBA	21.498	D.SALVADOR	30.615	D.SALVADOR	26.273	Y.KUNII	18.313	22	Y.KUNII	1'36.580	1'36.808	(23)
23	M.KOFLER	21.504	C.TATAY	30.624	A.IZDIHAR	26.292	A.IZDIHAR	18.341	23	D.SALVADOR	1'36.649	1'36.766	(22)
24	D.BINDER	21.518	L.FELLON	30.672	R.ROSSI	26.295	M.KOFLER	18.390	24	R.ROSSI	1'36.697	1'36.858	(24)

These data/results cannot be reproduced, stored and/or transmitted in whole or in part by any manner of electronic, mechanical, photocopying, recording, broadcasting or otherwise now known or herein after developed without the previous express consent by the copyright owner, except for reproduction in daily press and regular printed publications on sale to the public within 60 days of the event related to those data/results and always provided that copyright symbol appears together as follows below.

© DORNA, 2021

Official MotoGP Timing by  TISSOT
www.motogp.com





4318 m.

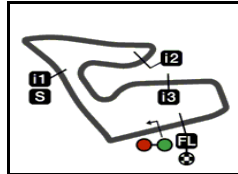
BITCI MOTORRAD GRAND PRIX VON ÖSTERREICH**Free Practice Nr. 3****Best Partial Times****Moto3™***IT* Ideal Lap Time, sum of the best partial times*BT* Best Lap Time

T1		T2		T3		T4				<i>IT</i>	<i>BT</i>	
<i>Pos</i>	<i>Rider</i>	<i>Time</i>	<i>Rider</i>	<i>Time</i>	<i>Rider</i>	<i>Time</i>	<i>Rider</i>	<i>Time</i>	<i>Pos</i>	<i>Rider</i>		
25	T.SUZUKI	21.526	R.ROSSI	30.701	Y.KUNII	26.301	A.FERNANDEZ	18.412	25	A.IZDIHAR	1'36.856	1'36.941 (25)
26	A.IZDIHAR	21.613	E.BARTOLINI	30.874	R.YAMANAKA	26.522	E.BARTOLINI	18.476	26	E.BARTOLINI	1'37.466	1'37.483 (26)
27	R.YAMANAKA	21.811	R.YAMANAKA	30.989	E.BARTOLINI	26.667	R.YAMANAKA	18.553	27	R.YAMANAKA	1'37.875	1'38.203 (27)

These data/results cannot be reproduced, stored and/or transmitted in whole or in part by any manner of electronic, mechanical, photocopying, recording, broadcasting or otherwise now known or herein after developed without the previous express consent by the copyright owner, except for reproduction in daily press and regular printed publications on sale to the public within 60 days of the event related to those data/results and always provided that copyright symbol appears together as follows below.
© DORNA, 2021

Official MotoGP Timing by **TISSOT**
www.motogp.com






4318 m.

BITCI MOTORRAD GRAND PRIX VON ÖSTERREICH

Free Practice Nr. 3

Fastest Laps Sequence

<i>Practice Time</i>	 <i>Rider</i>	<i>Nation</i>	<i>Motorcycle</i>	<i>Time</i>	<i>Km/h</i>	<i>Rider's Lap</i>
3'23.413	11 Sergio GARCIA	SPA	GASGAS	1'37.809	158.9	2
3'48.931	38 David SALVADOR	SPA	HONDA	1'37.245	159.8	2
5'44.217	27 Kaito TOBA	JPN	KTM	1'37.098	160.0	3
7'08.588	40 Darryn BINDER	RSA	HONDA	1'36.874	160.4	3
7'10.010	71 Ayumu SASAKI	JPN	KTM	1'36.849	160.5	3
10'27.364	40 Darryn BINDER	RSA	HONDA	1'36.601	160.9	5
19'38.511	37 Pedro ACOSTA	SPA	KTM	1'36.289	161.4	9
19'38.619	53 Deniz ÖNCÜ	TUR	KTM	1'35.962	161.9	10
36'42.219	28 Izan GUEVARA	SPA	GASGAS	1'35.838	162.1	16

These data/results cannot be reproduced, stored and/or transmitted in whole or in part by any manner of electronic, mechanical, photocopying, recording, broadcasting or otherwise now known or herein after developed without the previous express consent by the copyright owner, except for reproduction in daily press and regular printed publications on sale to the public within 60 days of the event related to those data/results and always provided that copyright symbol appears together as follows below.

© DORNA, 2021

Official MotoGP Timing by TISSOT
www.motogp.com

Spielberg, Saturday, August 14, 2021

