




4542 m.

MOTUL TT ASSEN

Free Practice Nr. 1

Classification

3

	Rider	Nation	Team	Motorcycle	Time	Lap	Total	Gap	Top Speed
1	7 Dennis FOGGIA	ITA	Leopard Racing	HONDA	1'41.748	20	20		212.8
2	40 Darryn BINDER	RSA	Petronas Sprinta Racing	HONDA	1'41.818	14	14	0.070	0.070 212.5
3	16 Andrea MIGNO	ITA	Rivacold Snipers Team	HONDA	1'42.086	8	8	0.338	0.268 215.4
4	55 Romano FENATI	ITA	Sterilgarda Max Racing Team	HUSQVARNA	1'42.213	17	17	0.465	0.127 212.8
5	2 Gabriel RODRIGO	ARG	Indonesian Racing Gresini Moto3	HONDA	1'42.222	11	11	0.474	0.009 210.3
6	23 Niccolò ANTONELLI	ITA	Avintia Esponsorama Moto3	KTM	1'42.348	16	17	0.600	0.126 210.6
7	37 Pedro ACOSTA	SPA	Red Bull KTM Ajo	KTM	1'42.357	15	15	0.609	0.009 213.2
8	24 Tatsuki SUZUKI	JPN	SIC58 Squadra Corse	HONDA	1'42.403	12	18	0.655	0.046 212.5
9	17 John MCPHEE	GBR	Petronas Sprinta Racing	HONDA	1'42.440	15	15	0.692	0.037 212.8
10	82 Stefano NEPA	ITA	BOE Owlride	KTM	1'42.486	14	15	0.738	0.046 212.5
11	11 Sergio GARCIA	SPA	Gaviota GASGAS Aspar Team	GASGAS	1'42.488	17	18	0.740	0.002 213.2
12	52 Jeremy ALCOBA	SPA	Indonesian Racing Gresini Moto3	HONDA	1'42.766	16	16	1.018	0.278 211.0
13	43 Xavier ARTIGAS	SPA	Leopard Racing	HONDA	1'42.912	16	17	1.164	0.146 214.3
14	6 Ryusei YAMANAKA	JPN	CarXpert PruestelGP	KTM	1'42.999	16	16	1.251	0.087 210.6
15	31 Adrian FERNANDEZ	SPA	Sterilgarda Max Racing Team	HUSQVARNA	1'43.070	18	18	1.322	0.071 211.7
16	27 Kaito TOBA	JPN	CIP Green Power	KTM	1'43.244	7	15	1.496	0.174 213.6
17	5 Jaume MASIA	SPA	Red Bull KTM Ajo	KTM	1'43.254	6	10	1.506	0.010 211.3
18	20 Lorenzo FELLON	FRA	SIC58 Squadra Corse	HONDA	1'43.374	10	12	1.626	0.120 209.9
19	53 Deniz ÖNCÜ	TUR	Red Bull KTM Tech 3	KTM	1'43.394	15	18	1.646	0.020 207.8
20	67 Alberto SURRA	ITA	Rivacold Snipers Team	HONDA	1'43.610	18	18	1.862	0.216 209.9
21	22 Elia BARTOLINI	ITA	Avintia Esponsorama Moto3	KTM	1'43.729	13	16	1.981	0.119 213.6
22	92 Yuki KUNII	JPN	Honda Team Asia	HONDA	1'43.763	17	18	2.015	0.034 208.1
23	28 Izan GUEVARA	SPA	Gaviota GASGAS Aspar Team	GASGAS	1'43.770	20	20	2.022	0.007 211.7
24	54 Riccardo ROSSI	ITA	BOE Owlride	KTM	1'43.911	7	17	2.163	0.141 213.6
25	19 Andi Farid IZDIHAR	INA	Honda Team Asia	HONDA	1'44.396	20	20	2.648	0.485 209.5
26	66 Joel KELSO	AUS	CIP Green Power	KTM	1'44.506	8	12	2.758	0.110 209.5
27	32 Takuma MATSUYAMA	JPN	Honda Team Asia	HONDA	1'44.682	16	17	2.934	0.176 210.6

Practice condition: **Dry**Air: **16°**Humidity: **75%**Ground: **19°**

Fastest Lap:	Lap: 20	Dennis FOGGIA	1'41.748	160.7 Km/h
Best Race Lap:	2018	Aron CANET	1'42.007	160.2 Km/h
All Time Lap Record:	2019	Niccolò ANTONELLI	1'41.232	161.5 Km/h

The results are provisional until the end of the limit for protest and appeals.

Time limit for protest expires 30' after publication of the results - Time:

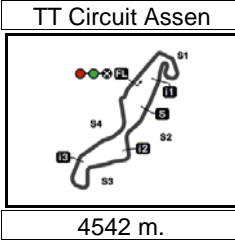
These data/results cannot be reproduced, stored and/or transmitted in whole or in part by any manner of electronic, mechanical, photocopying, recording, broadcasting or otherwise now known or herein after developed without the previous express consent by the copyright owner, except for reproduction in daily press and regular printed publications on sale to the public within 60 days of the event related to those data/results and always provided that copyright symbol appears together as follows below.

© DORNA, 2021

Official MotoGP Timing by TISSOT
www.motogp.com

Assen, Friday, June 25, 2021





MOTUL TT ASSEN

Free Practice Nr. 1

Top Speed & Average

4



Rider	Nation	Motorcycle	Top 5 speeds					Average	Top
16 Andrea MIGNO	ITA	HONDA	215.4	211.3	210.6	207.8	207.4	210.5	215.4
43 Xavier ARTIGAS	SPA	HONDA	214.3	213.2	212.8	212.5	212.5	213.1	214.3
22 Elia BARTOLINI	ITA	KTM	213.6	212.8	212.1	212.1	211.7	212.2	213.6
27 Kaito TOBA	JPN	KTM	213.6	213.2	212.8	212.5	211.7	212.6	213.6
54 Riccardo ROSSI	ITA	KTM	213.6	210.6	209.9	209.9	209.5	210.7	213.6
11 Sergio GARCIA	SPA	GASGAS	213.2	211.3	211.3	210.6	210.6	211.3	213.2
37 Pedro ACOSTA	SPA	KTM	213.2	210.6	210.6	210.3	208.8	210.2	213.2
7 Dennis FOGGIA	ITA	HONDA	212.8	211.7	211.7	211.0	211.0	211.6	212.8
17 John MCPHEE	GBR	HONDA	212.8	212.1	211.7	209.9	209.2	211.1	212.8
55 Romano FENATI	ITA	HUSQVARNA	212.8	212.5	209.9	208.1	207.8	209.3	212.8
24 Tatsuki SUZUKI	JPN	HONDA	212.5	210.6	209.9	209.5	209.5	210.4	212.5
40 Darryn BINDER	RSA	HONDA	212.5	212.1	212.1	210.6	209.5	211.4	212.5
82 Stefano NEPA	ITA	KTM	212.5	211.7	210.6	210.6	209.9	211.1	212.5
28 Izan GUEVARA	SPA	GASGAS	211.7	209.9	209.5	209.5	209.5	209.9	211.7
31 Adrian FERNANDEZ	SPA	HUSQVARNA	211.7	211.0	210.6	210.3	210.3	210.8	211.7
5 Jaume MASIA	SPA	KTM	211.3	210.6	209.9	209.9	209.5	210.1	211.3
52 Jeremy ALCOBA	SPA	HONDA	211.0	209.9	208.5	208.1	207.8	209.1	211.0
6 Ryusei YAMANAKA	JPN	KTM	210.6	209.5	209.2	208.8	208.1	209.2	210.6
23 Niccolò ANTONELLI	ITA	KTM	210.6	209.9	209.5	209.2	208.8	209.3	210.6
32 Takuma MATSUYAMA	JPN	HONDA	210.6	209.2	209.2	209.2	208.8	209.4	210.6
2 Gabriel RODRIGO	ARG	HONDA	210.3	209.9	208.8	208.5	208.1	208.8	210.3
20 Lorenzo FELLON	FRA	HONDA	209.9	209.9	209.5	209.2	209.2	209.5	209.9
67 Alberto SURRA	ITA	HONDA	209.9	209.5	209.5	208.8	208.8	209.3	209.9
19 Andi Farid IZDIHAR	INA	HONDA	209.5	208.5	207.8	207.4	207.1	208.1	209.5
66 Joel KELSO	AUS	KTM	209.5	208.8	208.8	207.8	207.8	208.5	209.5
92 Yuki KUNII	JPN	HONDA	208.1	208.1	207.8	207.4	207.1	207.7	208.1
53 Deniz ÖNCÜ	TUR	KTM	207.8	207.8	207.4	207.4	207.4	207.6	207.8

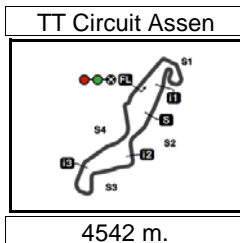
These data/results cannot be reproduced, stored and/or transmitted in whole or in part by any manner of electronic, mechanical, photocopying, recording, broadcasting or otherwise now known or herein after developed without the previous express consent by the copyright owner, except for reproduction in daily press and regular printed publications on sale to the public within 60 days of the event related to those data/results and always provided that copyright symbol appears together as follows below.

© DORNA, 2021

Official MotoGP Timing by TISSOT
www.motogp.com

Assen, Friday, June 25, 2021





MOTUL TT ASSEN
Free Practice Nr. 1

Chronological Analysis of Performances

5

* Lap / Sector time cancelled **T1** Time from finish line to 1st intermediate **T3** Time from 2nd intermed. to 3rd intermed.
P Crossing the finish line in pit lane **T2** Time from 1st intermed. to 2nd intermed. **T4** Time from 3rd intermediate to finish line

Lap	Lap Time	T1	T2	T3	T4	Speed	Lap	Lap Time	T1	T2	T3	T4	Speed						
1st	7	Dennis FOGGIA Leopard Racing ITA Runs=2 Total laps=20 Full laps=12						5	1'48.738	38.049	16.954	29.493	24.242	204.0					
								unfinished	33.921				206.4						
1	4'01.692	35.054	17.547	31.490	25.233	210.6	6	1'42.882 *	32.60*	16.802	29.411	24.064	211.3						
2	1'47.187	35.213	17.060	30.170	24.744	209.9	7	1'44.854 *	35.18*	16.535	29.170	23.967	210.6						
3	1'44.887	34.212	16.714	29.536	24.425	211.0	8	1'42.086	33.396	16.201	28.895	23.594	215.4						
4	1'44.788	34.390	16.649	29.510	24.239	209.9	4th 55 Romano FENATI Sterilgarda Max Racin ITA Runs=3 Total laps=17 Full laps=10												
5	1'43.961	33.994	16.528	29.485	23.954	210.6	1	2'39.703	32.470	17.265	30.158	24.536	205.0						
6	1'47.822 *	33.740	16.641*	32.132	25.309	212.8	2	1'44.494	34.072	16.644	29.589	24.189	207.4						
7	1'43.445	33.819	16.458	29.354	23.814	211.7	3	1'44.148	33.796	16.754	29.386	24.212	207.8						
8	1'43.428	33.832	16.505	29.238	23.853	211.0	4	1'43.499	33.648	16.583	29.206	24.062	207.8						
9	1'45.802 *	33.88*	16.626	30.354	24.937	209.9	5	1'44.285 *	34.10*	16.745	29.364	24.073	206.4						
10	1'43.172	33.682	16.466	29.217	23.807	210.3	6	1'43.229	33.653	16.419	29.166	23.991	209.9						
11	1'42.835 *	33.567	16.443	29.165*	23.660	210.6	7	1'53.124 P	36.077	17.505*	30.085	29.457	200.6						
12	1'42.763	33.567	16.437	29.026	23.733	210.3	8	8'06.715 *	34.825	17.000	30.824*	24.373	205.0						
13	1'42.535	33.438	16.355	29.062	23.680	210.6	9	1'43.651	33.789	16.608	29.255	23.999	206.7						
14	1'46.053 *	33.354	16.400	31.645*	24.654	210.6	10	1'43.360	33.580	16.570	29.230	23.980	207.8						
15	1'42.638 *	33.453	16.382	29.024*	23.779	210.3	11	1'43.616 *	33.591	16.517	29.493*	24.015	207.8						
16	1'42.504	33.479	16.309	29.099	23.617	210.3	12	1'52.488 P	33.731	16.698	32.107*	29.952	207.4						
17	1'46.618 P	33.393	16.307	28.948	27.970	210.6	13	6'23.837	31.706	16.778	29.170	24.118	206.4						
18	5'26.110	37.391	16.852	29.843	24.785	207.4	14	1'42.742	33.586	16.393	28.966	23.797	212.8						
19	1'42.272	33.295	16.311	29.050	23.616	211.7	15	1'46.357	34.654	18.987	28.932	23.784	186.5						
20	1'41.748	33.223	16.276	28.707	23.542	210.6	16	1'44.711	35.132	16.518	28.922	24.139	208.1						
							17	1'42.213	33.385	16.194	29.063	23.571	212.5						
2nd	40	Darryn BINDER Petronas Sprinta Raci RSA Runs=3 Total laps=14 Full laps=7						5th 2 Gabriel RODRIGO Indonesian Racing Gr ARG Runs=3 Total laps=11 Full laps=5											
1	3'29.181	33.347	17.733	31.139	25.149	206.7	1	3'57.107	33.836	17.219	30.241	24.949	208.1						
2	1'45.848 *	34.85*	17.023	29.570	24.396	207.8	2	1'44.532	34.246	16.819	29.291	24.176	208.8						
3	1'44.345	34.119	16.709	29.406	24.111	207.8	3	1'43.992	33.981	16.546	29.414	24.051	210.3						
4	1'43.904	33.801	16.816	29.230	24.057	210.6	4	5'33.682 P	3'48.317	27.922	43.731	33.712	81.5						
5	1'43.294	33.745	16.618	29.042	23.889	208.8	5	14'09.468 *	33.276	17.220	30.792*	24.500	207.1						
6	1'43.126	33.634	16.475	29.144	23.873	212.1	6	1'44.537 *	33.945	16.816	29.457*	24.319	208.1						
7	1'49.801 P	33.654	16.617	29.337	30.193	209.5	7	1'44.277	33.824	16.793	29.480	24.180	207.8						
8	8'21.432	34.220	17.147	30.091	24.490	206.4	8	1'50.567 P	34.144	17.008	30.299	29.116	207.8						
9	1'44.569	34.036	16.836	29.435	24.262	207.1	9	4'32.686	31.758	16.808	29.315	24.123	208.5						
10	1'47.827 *	36.87*	16.848	29.853	24.248	207.1	10	1'42.876	33.429	16.563	28.924	23.960	209.9						
11	1'52.311 P	33.837	16.768	30.171*	31.535	206.7	11	1'42.222	33.123	16.511	28.801	23.787	208.1						
12	8'43.806	36.071	17.369	31.993	24.344	205.0	6th 23 Niccolò ANTONELL Avintia Esponsorama ITA Runs=3 Total laps=17 Full laps=10												
13	1'49.787	40.120	16.598	29.268	23.801	212.1	1	3'35.790	41.948	22.355	31.885	25.026	140.0						
14	1'41.818	33.285	16.319	28.686	23.528	212.5	2	1'46.392	35.010	16.768	30.089	24.525	208.5						
3rd	16	Andrea MIGNO Rivacold Snipers Tea ITA Runs=2 Total laps=9 Full laps=5						3	1'45.180	34.374	16.746	29.720	24.340	208.8					
1	3'19.379	32.095	17.228	30.408	24.805	206.4	4	1'45.369	34.063	17.107	29.842	24.357	207.8						
2	1'46.120 *	35.28*	16.804	29.668	24.360	206.0	Fastest Lap: Dennis FOGGIA Leopard Racing ITA 1'41.748 33.223 16.276 28.707 23.542												
3	1'44.448	34.052	16.613	29.589	24.194	207.8	These data/results cannot be reproduced, stored and/or transmitted in whole or in part by any manner of electronic, mechanical, photocopying, recording, broadcasting or otherwise now known or herein after developed without the previous express consent by the copyright owner, except for reproduction in daily press and regular printed publications on sale to the public within 60 days of the event related to those data/results and always provided that copyright symbol appears together as follows below. © DORNA, 2021												
4	1'44.115	33.971	16.582	29.387	24.175	207.4	Official MotoGP Timing by TISSOT www.motogp.com												

Fastest Lap: Dennis FOGGIA Leopard Racing ITA **1'41.748** 33.223 16.276 28.707 23.542

These data/results cannot be reproduced, stored and/or transmitted in whole or in part by any manner of electronic, mechanical, photocopying, recording, broadcasting or otherwise now known or herein after developed without the previous express consent by the copyright owner, except for reproduction in daily press and regular printed publications on sale to the public within 60 days of the event related to those data/results and always provided that copyright symbol appears together as follows below.
© DORNA, 2021



Free Practice Nr. 1

Moto3

Lap	Lap Time	T1	T2	T3	T4	Speed	Lap	Lap Time	T1	T2	T3	T4	Speed
5	1'44.214	33.955	16.636	29.472	24.151	208.8	2	1'45.968	34.889	16.697	30.047	24.335	209.2
6	1'44.372	33.746	16.774	29.399	24.453	208.8	3	1'44.754	34.224	16.600	29.627	24.303	208.8
7	1'48.866 P	34.099	16.735	29.516	28.516	207.8	4	1'43.927	33.896	16.575	29.538	23.918	208.8
8	7'39.965	33.047	16.723	29.507	24.210	207.8	5	1'43.281	33.796	16.396	29.247	23.842	212.8
9	1'43.798	33.878	16.593	29.240	24.087	207.4	6	1'44.639	33.704	16.875	29.703	24.357	212.1
10	1'43.433	33.665	16.588	29.162	24.018	208.5	7	1'43.130	33.684	16.502	29.138	23.806	209.9
11	1'44.162 *	33.705	16.539	29.829*	24.089	209.2	8	1'54.092 P	36.831	16.831	29.953	30.477	208.5
12	1'48.715 P	34.229	17.062	29.655*	27.769	202.6	9	8'59.790	34.622	17.044	29.958	24.413	206.7
13	5'48.914	34.086	16.688	29.330	23.972	207.1	10	1'45.370 *	33.94*	16.884	30.276*	24.263	207.4
14	1'42.761 *	33.458	16.431	28.979	23.893*	208.8	11	1'50.981 P	34.102	16.802	29.718*	30.359	206.4
15	1'42.501	33.269	16.384	28.997	23.851	210.6	12	7'48.463	34.697	17.128	29.796	24.173	200.6
16	1'42.348	33.194	16.418	28.887	23.849	209.5	13	1'45.613	33.533	16.518	29.117	26.445	208.5
17	1'42.605	33.312	16.490	28.905	23.898	209.9	14	1'43.543	34.091	16.507	29.072	23.873	208.1
							15	1'42.440	33.424	16.355	28.950	23.711	211.7

7th 37 Pedro ACOSTA Red Bull KTM Ajo SPA
Runs=3 Total laps=15 Full laps=8

1	2'34.786	34.450	17.408	30.685	24.856	204.6
2	1'46.042	34.967	16.882	29.785	24.408	207.1
3	1'44.901	34.343	16.739	29.689	24.130	207.4
4	1'44.269	34.105	16.558	29.442	24.164	208.8
5	1'45.532 *	34.79*	17.008	29.663	24.069	202.6
6	1'44.149	33.925	16.576	29.460	24.188	207.8
7	1'53.327 P	34.520	18.379*	30.369	30.059	189.4
8	10'39.763	32.807	16.631	29.810	24.249	207.8
9	1'43.784	34.031	16.564	29.221	23.968	208.8
10	1'43.935 *	33.794	16.533	29.592*	24.016	208.8
11	1'48.797 P	34.513	16.574	29.461	28.249	208.5
12	7'21.594	31.080	16.585	29.178	23.654	210.6
13	1'42.548	33.623	16.305	28.755	23.865	210.6
14	1'45.221	35.679	16.373	29.185	23.984	213.2
15	1'42.357	33.366	16.377	28.867	23.747	210.3

8th 24 Tatsuki SUZUKI SIC58 Squadra Corse JPN
Runs=2 Total laps=18 Full laps=12

1	3'30.234 *	34.344	17.494	31.130*	24.893*	206.7
2	1'45.314	34.876	16.667	29.765	24.006	208.1
3	1'43.955	34.121	16.484	29.348	24.002	209.5
4	1'44.714	33.938	16.658	29.770	24.348	210.6
5	1'42.542	33.703	16.305	28.917	23.617	209.5
6	1'43.108 *	33.799	16.471	29.239	23.599*	209.9
7	1'43.338	33.593	16.589	29.065	24.091	212.5
8	1'43.329	33.866	16.493	29.207	23.763	207.1
9	1'45.341 *	35.73*	16.576	29.231	23.801	206.7
10	1'43.292	33.829	16.416	29.180	23.867	207.8
11	1'42.937	33.695	16.360	29.056	23.826	208.8
12	1'42.403	33.611	16.322	28.810	23.660	208.5
13	1'54.789 P	35.971*	18.360	30.135	30.324	180.7
14	9'54.566	32.946	16.678	29.542	24.122	206.4
15	1'43.125	33.717	16.544	29.101	23.763	208.5
16	1'43.182	33.703	16.504	29.164	23.811	207.8
17	1'43.369	33.788	16.468	29.282	23.831	208.1
18	1'49.499 *	38.805	16.832	29.566	24.296*	207.4

9th 17 John MCPHEE Petronas Sprinta Raci GBR
Runs=3 Total laps=15 Full laps=9

1	3'45.948	37.165	17.492	30.952	24.920	207.4
---	----------	--------	--------	--------	--------	-------

10th 82 Stefano NEPA BOE Owlride ITA
Runs=3 Total laps=15 Full laps=9

1	3'42.295	38.787	17.882	31.323	25.463	201.6
2	1'46.484	34.748	17.072	30.021	24.643	212.5
3	1'57.990 P	34.170	16.670	35.605	31.545	209.9
4	4'55.134	33.838	17.668	30.578	25.030	205.3
5	1'44.338	34.246	16.608	29.405	24.079	209.2
6	1'44.011	33.900	16.673	29.414	24.024	208.8
7	1'43.461	33.716	16.543	29.261	23.941	208.5
8	1'43.088	33.661	16.492	29.114	23.821	209.5
9	1'45.548 *	34.68*	16.704	29.966*	24.192	209.2
10	2'16.016 P	52.526	20.444	32.960	30.086	178.6
11	11'03.737	31.526	16.786	29.540	23.935	207.8
12	1'42.641	33.540	16.379	28.995	23.727	210.6
13	1'44.242	33.465	16.234	30.127	24.416	211.7
14	1'42.486	33.422	16.339	29.036	23.689	210.6
15	1'49.188	37.658	16.765	29.964	24.801	208.8

11th 11 Sergio GARCIA Gaviota GASGAS As SPA
Runs=3 Total laps=18 Full laps=10

1	1'58.736	32.930	17.504	30.982	25.041	202.9
2	1'45.752 *	34.851	16.571	29.962	24.368*	210.3
3	1'44.889	34.285	16.501	29.768	24.335	211.3
4	1'44.809	34.166	16.519	29.762	24.362	213.2
5	1'44.330 *	34.033	16.522	29.350	24.425*	210.3
6	1'44.487	34.156	16.683	29.415	24.233	208.8
7	1'44.215	34.050	16.684	29.371	24.110	209.2
8	1'43.908	33.876	16.525	29.415	24.092	209.9
9	1'51.817 P	34.458	16.716	30.055	30.588	207.4
10	6'33.159	34.663	16.742	29.804	24.273	208.5
11	1'43.675	33.989	16.337	29.308	24.041	211.3
12	1'44.018	33.851	16.420	29.471	24.276	210.6
13	1'44.703 *	34.106	16.441	29.748*	24.408	209.5
14	1'50.642 P	35.14*	16.960	29.745	28.791	208.8
15	6'01.843	35.573	16.793	30.126	24.031	207.4
16	1'42.726	33.550	16.205	29.118	23.853	210.6
17	1'42.488	33.522	16.248	29.044	23.674	210.6
18	1'43.130	33.603	16.294	29.243	23.990	209.9

Fastest Lap: Dennis FOGGIA Leopard Racing ITA **1'41.748** 33.223 16.276 28.707 23.542

These data/results cannot be reproduced, stored and/or transmitted in whole or in part by any manner of electronic, mechanical, photocopying, recording, broadcasting or otherwise now known or herein after developed without the previous express consent by the copyright owner, except for reproduction in daily press and regular printed publications on sale to the public within 60 days of the event related to those data/results and always provided that copyright symbol appears together as follows below.
© DORNA, 2021

Official MotoGP Timing by TISSOT
www.motogp.com

Assen, Friday, June 25, 2021

Page 2 of 5



Free Practice Nr. 1

Moto3

Lap	Lap Time	T1	T2	T3	T4	Speed	Lap	Lap Time	T1	T2	T3	T4	Speed	
12th	52	Jeremy ALCOBA Indonesian Racing Gr SPA					16	1'42.999	33.648	16.536	28.942	23.873	210.6	
		Runs=2	Total laps=16	Full laps=11										
1	3'24.012	34.406	17.549	30.952	25.307	205.3								
2	1'47.011 *	35.26*	17.118	30.041	24.585	208.5								
3	1'44.730	34.206	16.754	29.514	24.256	207.4								
4	1'44.247	34.256	16.744	29.229	24.018	206.7								
5	1'44.730	34.102	16.847	29.383	24.398	205.3								
6	1'44.254	33.991	16.746	29.267	24.250	206.4								
7	1'44.350	33.883	16.723	29.294	24.450	206.0								
8	1'43.457	33.818	16.624	29.079	23.936	207.8								
9	1'45.346 *	35.63*	16.640	29.125	23.944	207.4								
10	1'43.328	33.722	16.439	29.068	24.099	208.1								
11	1'43.193	33.713	16.464	29.093	23.923	209.9								
12	1'43.744	33.737	16.618	29.236	24.153	211.0								
13	1'49.713 P	34.13*	16.676	29.307	29.596	206.7								
14	12'53.535	37.912	17.583	30.453	24.514	196.7								
15	1'46.023	33.825	16.928	31.270	24.000	207.4								
16	1'42.766	33.491	16.541	28.859	23.875	207.4								
13th	43	Xavier ARTIGAS Leopard Racing SPA												
		Runs=3	Total laps=17	Full laps=9										
1	3'33.686	33.480	18.295	30.896	24.875	212.5								
2	1'46.538 *	35.071	16.781	29.977	24.709*	210.6								
3	1'46.425 *	35.05*	16.739	29.832	24.797	210.6								
4	1'52.658	39.276	17.099	31.014	25.269	206.7								
5	1'43.894	34.244	16.479	29.253	23.918	213.2								
6	1'44.548	34.204	16.603	29.408	24.333	212.1								
7	1'43.453	33.853	16.364	29.219	24.017	212.5								
8	1'43.923	33.846	16.598	29.482	23.997	210.3								
9	1'43.684	33.775	16.427	29.394	24.088	210.3								
10	1'53.383 P	36.238	16.837	30.265	30.043	208.5								
11	6'10.993	32.388	16.680	29.829	24.224	210.3								
12	1'44.510 *	33.974	16.649	29.860*	24.027	210.3								
13	1'43.691	33.878	16.475	29.120	24.218	210.3								
14	1'50.760 P	34.955	16.651	29.831	29.323	209.2								
15	5'29.256	35.375	16.769	29.340	23.803	209.5								
16	1'42.912	33.560	16.331	29.179	23.842	214.3								
17	1'49.074	39.569	16.330	29.325	23.850	212.8								
14th	6	Ryusei YAMANAKA CarXpert PruestelGP JPN												
		Runs=3	Total laps=16	Full laps=9										
1	3'57.441	33.761	17.297	30.450	24.817	208.8								
2	1'46.439	34.551	17.044	30.177	24.667	209.5								
3	1'46.135	34.671	16.978	29.845	24.641	207.8								
4	1'45.656	34.437	16.959	29.821	24.439	207.8								
5	1'45.097	34.294	16.849	29.560	24.394	207.4								
6	1'45.376 *	34.172	16.929*	29.949	24.326	206.4								
7	1'45.104	34.221	16.852	29.780	24.251	207.4								
8	1'44.748	34.055	16.793	29.625	24.275	207.8								
9	1'52.004 P	34.291	17.013	29.973	30.727	206.0								
10	8'22.474 *	34.957	16.875	29.845	24.002*	204.3								
11	1'45.684 *	34.10*	16.726	30.464*	24.385	208.1								
12	1'44.710	34.112	16.807	29.548	24.243	206.7								
13	1'51.634 P	34.411	17.149	30.315	29.759	204.6								
14	4'40.021 *	31.124	16.660	29.525*	24.092	209.2								
15	1'45.870	35.089	16.787	29.695	24.299	207.1								
15th	31	Adrian FERNANDEZ Sterilgarda Max Racin SPA												
		Runs=3	Total laps=18	Full laps=7										
1	2'46.238	33.887	17.419	30.527	25.800	206.7								
2	1'47.945 *	35.54*	16.975	30.400	25.028	208.1								
3	1'46.416	34.687	16.909	30.157	24.663	208.1								
4	1'46.239	34.462	16.860	30.375	24.542	208.1								
5	1'45.822 *	34.48*	16.848	29.998	24.490	208.1								
6	1'45.719	34.459	16.745	30.097	24.418	208.5								
7	1'52.267 P	34.619	17.203*	30.017	30.428	207.4								
8	7'17.667 *	31.672	17.027	30.027	23.921*	206.7								
9	1'44.908 *	33.921	16.534	29.978	24.475*	209.9								
10	1'43.970	33.916	16.477	29.436	24.141	211.0								
11	1'47.889 *	34.135	16.579	32.540*	24.635	209.5								
12	1'44.800 *	33.876	16.793	29.844*	24.287	210.3								
13	1'44.345	33.861	16.684	29.582	24.218	209.9								
14	1'49.578 P	34.133	16.677	29.703	29.065	209.2								
15	5'05.815	35.527	17.120	32.245	24.110	209.9								
16	1'45.578 *	35.685	16.633	29.330	23.930*	211.7								
17	1'43.593	33.731	16.522	29.401	23.939	210.3								
18	1'43.070	33.494	16.396	29.224	23.956	210.6								
16th	27	Kaito TOBA CIP Green Power JPN												
		Runs=3	Total laps=15	Full laps=6										
1	3'40.028 *	34.361	19.695	34.344	27.009*	208.1								
2	1'48.881 *	36.19*	16.986	30.833*	24.863	208.1								
3	1'45.431	34.577	16.566	29.932	24.356	213.2								
4	1'44.575	34.192	16.464	29.423	24.496	211.7								
5	1'44.138	34.113	16.493	29.459	24.073	210.6								
6	1'45.628	34.702	16.958	29.722	24.246	208.8								
7	1'43.244	33.713	16.438	29.174	23.919	213.6								
8	1'51.382 P	34.010	16.400	29.380	31.592	211.7								
9	8'16.879	37.173	16.757	29.631	24.580	209.9								
10	1'44.360 *	33.675	16.236	30.036*	24.413	212.5								
11	1'43.826 *	33.615	16.187	29.396*	24.628	212.8								
12	1'44.018	33.917	16.471	29.417	24.213	209.9								
13	1'50.829 P	34.289	16.690	29.900	29.950	208.1								
14	6'54.762	34.223	16.520	29.346	24.051	211.3								
15	1'42.850 *	33.636	16.218	29.184	23.812*	211.0								
17th	5	Jaume MASIA Red Bull KTM Ajo SPA												
		Runs=2	Total laps=11	Full laps=4										
1	2'23.484 *	33.673	17.850	31.041	24.771*	202.6								
2	1'45.028	34.422	16.834	29.692	24.080	209.2								
3	1'44.124	33.847	16.571	29.516	24.190	209.5								
4	1'43.660	33.752	16.556	29.402	23.950	209.5								
5	1'43.009 *	33.65*	16.504	29.040	23.807	209.9								
6	1'43.254	33.511	16.351	29.271	24.121	210.6								
7	1'51.272 P	34.51*	17.395*	30.034	29.324	202.9								
8	7'52.546	32.692	16.985	29.750	24.425	205.3								
9	1'43.471 *	33.80*	16.518	29.208	23.942	208.1								
10	1'43.464 *	33.57*	16.616	29.290	23.985	211.3								
	unfinished	33.484	16.397			209.9								

Fastest Lap: Dennis FOGGIA Leopard Racing ITA **1'41.748** 33.223 16.276 28.707 23.542

These data/results cannot be reproduced, stored and/or transmitted in whole or in part by any manner of electronic, mechanical, photocopying, recording, broadcasting or otherwise now known or herein after developed without the previous express consent by the copyright owner, except for reproduction in daily press and regular printed publications on sale to the public within 60 days of the event related to those data/results and always provided that copyright symbol appears together as follows below.
© DORNA, 2021

Official MotoGP Timing by TISSOT
www.motogp.com

Assen, Friday, June 25, 2021

Page 3 of 5



Free Practice Nr. 1

Moto3

Lap	Lap Time	T1	T2	T3	T4	Speed	Lap	Lap Time	T1	T2	T3	T4	Speed
18th	20	Lorenzo FELLON					SIC58 Squadra Corse FRA						
		Runs=3	Total laps=12	Full laps=7									
1	3'30.367	34.223	17.398	31.180	24.847	206.4							
2	1'45.524	34.799	16.747	29.754	24.224	207.4							
3	1'45.391	34.252	16.771	30.007	24.361	209.9							
4	1'45.037	34.203	16.754	29.715	24.365	208.5							
5	1'53.496 P	36.14*	17.253	30.121	29.977	197.7							
6	8'26.584	34.435	17.622	30.880	24.283	194.9							
7	2'26.029 P	33.944	16.729	1'05.855	29.501	209.2							
8	12'48.119	33.035	16.811	29.702	24.196	208.1							
9	1'43.637	33.798	16.503	29.191	24.145	209.9							
10	1'43.374	33.659	16.470	29.146	24.099	209.5							
11	1'43.661	33.797	16.477	29.313	24.074	209.2							
12	1'45.895	33.862	16.741	30.518	24.774	208.5							
19th	53	Deniz ÖNCÜ					Red Bull KTM Tech 3 TUR						
		Runs=2	Total laps=18	Full laps=11									
1	2'06.641	34.385	17.483	31.239	25.037	204.6							
2	1'47.552 *	35.80*	16.986	30.161	24.600	206.7							
3	1'45.548	34.741	16.757	29.636	24.414	207.1							
4	1'45.176	34.613	16.721	29.573	24.269	206.4							
5	1'44.547	34.179	16.686	29.516	24.166	207.1							
6	1'44.965	34.294	16.759	29.594	24.318	206.4							
7	1'44.662 *	34.308	16.852*	29.351	24.151	206.7							
8	1'44.666	34.140	16.811	29.487	24.228	207.4							
9	1'44.633	34.108	16.755	29.597	24.173	207.1							
10	1'44.504	33.989	16.664	29.600	24.251	207.1							
11	1'44.094 *	34.022	16.657	29.443	23.972*	207.4							
12	1'49.772 P	34.33*	17.012	29.930*	28.500	206.7							
13	10'09.181	32.403	16.890	29.891	24.437	206.4							
14	1'44.039	34.072	16.633	29.266	24.068	207.1							
15	1'43.394	33.719	16.448	29.328	23.899	207.8							
16	1'45.722	33.840	16.655	29.375	25.852	207.4							
17	1'44.488 *	34.018	16.718	29.659	24.093*	207.8							
18	1'43.735	33.655	16.584	29.391	24.105	206.7							
22nd	92	Yuki KUNII					Honda Team Asia JPN						
		Runs=2	Total laps=18	Full laps=8									
1	3'15.402	37.898	17.868	31.936	25.408	202.3							
2	1'48.820	35.666	17.257	30.903	24.994	204.0							
3	1'48.970 *	36.79*	17.012	30.464	24.701	205.7							
4	1'46.629	34.638	17.001	30.177	24.813	205.7							
5	1'45.872	34.641	16.834	29.971	24.426	206.4							
6	1'45.040 *	34.035	16.752	29.645	24.608*	206.4							
7	1'45.527 *	34.40*	16.847	29.958	24.322	208.1							
8	1'45.355	34.138	16.909	29.811	24.497	205.7							
9	1'46.032 *	34.211	16.783	29.844	25.194*	206.0							
10	1'47.157 *	35.99*	16.904	29.687	24.570	206.0							
11	1'45.173 *	34.089	16.894	29.612*	24.578	206.4							
12	1'55.266 P	37.62*	17.342	30.221	30.083	201.9							
13	8'43.870	31.368	16.908	29.727	24.337	206.4							
14	1'44.914	34.078	16.794	29.490	24.552	206.4							
15	1'44.052	33.848	16.621	29.318	24.265	207.1							
16	1'43.879	33.798	16.585	29.282	24.214	207.8							
17	1'43.763	33.712	16.557	29.328	24.166	208.1							
18	1'44.329 *	33.96*	16.657	29.430	24.282	207.4							
23rd	28	Izan GUEVARA					Gaviota GASGAS As SPA						
		Runs=2	Total laps=20	Full laps=12									
1	2'07.351	35.228	18.177	31.826	25.831	206.4							
2	1'47.436	35.559	16.971	30.251	24.655	209.2							
3	1'46.309	34.884	16.884	29.859	24.682	209.9							
4	1'44.979 *	34.272	16.658	29.450	24.599*	209.5							
5	1'45.338 *	34.32*	16.734	29.770	24.510	209.5							
6	1'45.521	34.710	16.897	29.590	24.324	208.5							
7	1'44.410 *	34.032	16.804*	29.421	24.153	209.5							
8	1'44.107	34.030	16.639	29.332	24.106	209.2							
9	1'44.383	33.993	16.596	29.503	24.291	209.5							
10	1'50.309 P	34.282	16.822	29.749	29.456	207.1							
11	7'09.203	32.706	17.141	30.222	24.307	207.4							
12	1'44.945 *	34.077	16.774	29.726*	24.368	208.8							
13	1'44.986 *	34.076	16.797	29.617*	24.496	208.8							

Fastest Lap: Dennis FOGGIA Leopard Racing ITA **1'41.748** 33.223 16.276 28.707 23.542

These data/results cannot be reproduced, stored and/or transmitted in whole or in part by any manner of electronic, mechanical, photocopying, recording, broadcasting or otherwise now known or herein after developed without the previous express consent by the copyright owner, except for reproduction in daily press and regular printed publications on sale to the public within 60 days of the event related to those data/results and always provided that copyright symbol appears together as follows below.
© DORNA, 2021



Free Practice Nr. 1

Moto3

Lap	Lap Time	T1	T2	T3	T4	Speed	Lap	Lap Time	T1	T2	T3	T4	Speed
14	1'44.538	34.094	16.782	29.546	24.116	208.1	4	1'47.891 *	34.598	17.016	30.240	26.037*	206.4
15	1'44.664	34.054	16.770	29.611	24.229	208.1	5	1'45.887 *	34.52*	16.868	29.841	24.652	207.8
16	1'44.318	33.856	16.685	29.481	24.296	208.8	6	1'52.773 P	34.772	17.085	30.082	30.834	206.4
17	1'44.037	33.882	16.644	29.337	24.174	209.2	7	1'35.106	33.984	17.405	29.964	24.106	202.9
18	1'43.930	33.788	16.569	29.320	24.253	209.5	8	1'44.506	33.705	16.684	29.555	24.562	207.8
19	1'45.107	33.895	16.813	30.021	24.378	208.8	9	1'46.641 *	34.039	16.993	30.422*	25.187	206.7
20	1'43.770	34.027	16.416	29.392	23.935	211.7	10	1'58.327 P	41.783	17.104	29.892	29.548	206.4

24th 54 Riccardo ROSSI BOE Owrider ITA
Runs=3 Total laps=17 Full laps=8

1	3'43.427	37.106	17.704	31.268	25.526	204.3
2	1'46.178	34.687	17.152	30.017	24.322	207.8
3	1'44.810	34.258	16.686	29.623	24.243	209.9
4	1'44.750	34.212	16.608	29.499	24.431	213.6
5	1'44.229	34.037	16.648	29.348	24.196	209.2
6	1'45.876	34.681	16.915	30.070	24.210	209.2
7	1'43.911	33.778	16.636	29.380	24.117	208.5
8	1'44.255	33.909	16.670	29.443	24.233	208.5
9	1'56.271 P	36.51*	17.764	31.342	30.654	197.4
10	6'41.786	32.552	17.274	30.089	24.798	201.9
11	1'45.451 *	33.939	16.917	30.095	24.500*	205.0
12	1'50.615 P	33.939	16.812	30.239*	29.625	205.7
13	6'11.150 *	32.289	16.798	29.614*	24.223	209.9
14	1'42.664 *	33.414	16.424	29.019	23.807*	210.6
15	1'42.593 *	33.45*	16.475	28.860	23.801	209.5
16	1'44.189	33.992	17.121	29.037	24.039	193.3
17	1'45.869 *	34.122	16.931	29.780	25.036*	205.3

25th 19 Andi Farid IZDIHAR Honda Team Asia INA
Runs=2 Total laps=20 Full laps=12

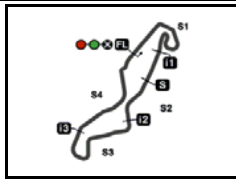
1	3'15.168	42.296	19.787	34.858	28.072	200.6
2	1'51.035 *	36.97*	17.847	30.756	25.460	202.9
3	1'47.917	35.403	17.236	30.125	25.153	205.7
4	1'46.520	34.630	17.107	29.910	24.873	205.3
5	1'45.629	34.249	16.875	29.778	24.727	206.4
6	1'45.295	34.419	16.845	29.586	24.445	209.5
7	1'45.022	34.107	16.806	29.681	24.428	207.8
8	1'45.641	34.326	16.795	29.734	24.786	207.1
9	1'45.082	34.107	16.657	29.696	24.622	208.5
10	1'49.187 *	37.61*	16.961	29.972	24.642	204.6
11	1'46.445 *	34.55*	16.864	30.183*	24.846	206.0
12	1'46.061	34.270	17.012	30.061	24.718	203.6
13	1'53.782 P	35.249	17.140	30.328	31.065	204.6
14	6'12.759	34.028	19.805	36.025	28.007	171.6
15	1'48.520 *	36.72*	17.104	30.004	24.685	205.0
16	1'45.619	34.219	16.868	29.813	24.719	206.4
17	1'45.476	34.119	16.870	29.945	24.542	206.0
18	1'45.259	34.083	16.836	29.827	24.513	206.0
19	1'46.956 *	34.28*	16.897	30.740	25.033	205.0
20	1'44.396	33.839	16.663	29.536	24.358	207.4

26th 66 Joel KELSO CIP Green Power AUS
Runs=3 Total laps=12 Full laps=3

1	3'35.630	33.996	18.897	31.746	25.881	208.8
2	1'48.743	35.665	17.160	30.706	25.212	207.4
3	1'47.504	35.057	17.230	30.187	25.030	205.7

Fastest Lap: Dennis FOGGIA Leopard Racing ITA 1'41.748 33.223 16.276 28.707 23.542

These data/results cannot be reproduced, stored and/or transmitted in whole or in part by any manner of electronic, mechanical, photocopying, recording, broadcasting or otherwise now known or herein after developed without the previous express consent by the copyright owner, except for reproduction in daily press and regular printed publications on sale to the public within 60 days of the event related to those data/results and always provided that copyright symbol appears together as follows below.
© DORNA, 2021



4542 m.

MOTUL TT ASSEN

Free Practice Nr. 1

Best Partial Times

Moto3™

IT Ideal Lap Time, sum of the best partial times*BT* Best Lap Time


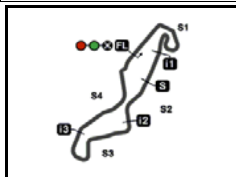
<i>T1</i>		<i>T2</i>		<i>T3</i>		<i>T4</i>				<i>IT</i>	<i>BT</i>	
Pos	Rider	Time	Rider	Time	Rider	Time	Rider	Time	Pos	Rider		
1	G.RODRIGO	33.123	K.TOBA	16.187	D.BINDER	28.686	D.BINDER	23.528	1	D.FOGGIA	1'41.748	1'41.748 (1)
2	N.ANTONELLI	33.194	R.FENATI	16.194	D.FOGGIA	28.707	D.FOGGIA	23.542	2	D.BINDER	1'41.818	1'41.818 (2)
3	D.FOGGIA	33.223	A.MIGNO	16.201	P.ACOSTA	28.755	R.FENATI	23.571	3	R.FENATI	1'42.072	1'42.213 (4)
4	D.BINDER	33.285	S.GARCIA	16.205	G.RODRIGO	28.801	A.MIGNO	23.594	4	P.ACOSTA	1'42.080	1'42.357 (7)
5	P.ACOSTA	33.366	S.NEPA	16.234	T.SUZUKI	28.810	T.SUZUKI	23.617	5	A.MIGNO	1'42.086	1'42.086 (3)
6	R.FENATI	33.385	D.FOGGIA	16.276	J.ALCOBA	28.859	P.ACOSTA	23.654	6	G.RODRIGO	1'42.222	1'42.222 (5)
7	A.MIGNO	33.396	T.SUZUKI	16.305	R.ROSSI	28.860	S.GARCIA	23.674	7	N.ANTONELLI	1'42.314	1'42.348 (6)
8	R.ROSSI	33.414	P.ACOSTA	16.305	N.ANTONELLI	28.887	S.NEPA	23.689	8	T.SUZUKI	1'42.325	1'42.403 (8)
9	S.NEPA	33.422	D.BINDER	16.319	A.MIGNO	28.895	J.MCPHEE	23.711	9	S.NEPA	1'42.340	1'42.486 (10)
10	J.MCPHEE	33.424	X.ARTIGAS	16.330	R.FENATI	28.922	G.RODRIGO	23.787	10	J.MCPHEE	1'42.440	1'42.440 (9)
11	J.MASIA	33.484	J.MASIA	16.351	R.YAMANAKA	28.942	R.ROSSI	23.801	11	S.GARCIA	1'42.445	1'42.488 (11)
12	J.ALCOBA	33.491	J.MCPHEE	16.355	J.MCPHEE	28.950	X.ARTIGAS	23.803	12	R.ROSSI	1'42.499	1'43.911 (24)
13	A.FERNANDEZ	33.494	N.ANTONELLI	16.384	S.NEPA	28.995	J.MASIA	23.807	13	J.ALCOBA	1'42.664	1'42.766 (12)
14	S.GARCIA	33.522	A.FERNANDEZ	16.396	J.MASIA	29.040	A.SURRA	23.818	14	J.MASIA	1'42.682	1'43.254 (17)
15	X.ARTIGAS	33.560	I.GUEVARA	16.416	S.GARCIA	29.044	N.ANTONELLI	23.849	15	X.ARTIGAS	1'42.813	1'42.912 (13)
16	T.SUZUKI	33.593	R.ROSSI	16.424	X.ARTIGAS	29.120	R.YAMANAKA	23.873	16	K.TOBA	1'42.895	1'43.244 (16)
17	K.TOBA	33.615	E.BARTOLINI	16.431	L.FELLON	29.146	J.ALCOBA	23.875	17	R.YAMANAKA	1'42.999	1'42.999 (14)
18	R.YAMANAKA	33.648	J.ALCOBA	16.439	K.TOBA	29.174	D.ÖNCÜ	23.899	18	A.FERNANDEZ	1'43.053	1'43.070 (15)
19	D.ÖNCÜ	33.655	D.ÖNCÜ	16.448	A.FERNANDEZ	29.224	K.TOBA	23.919	19	D.ÖNCÜ	1'43.268	1'43.394 (19)
20	L.FELLON	33.659	L.FELLON	16.470	A.SURRA	29.245	I.GUEVARA	23.935	20	A.SURRA	1'43.289	1'43.610 (20)
21	A.SURRA	33.671	G.RODRIGO	16.511	D.ÖNCÜ	29.266	E.BARTOLINI	23.937	21	L.FELLON	1'43.349	1'43.374 (18)
22	J.KELSO	33.705	R.YAMANAKA	16.536	Y.KUNII	29.282	A.FERNANDEZ	23.939	22	I.GUEVARA	1'43.459	1'43.770 (23)
23	Y.KUNII	33.712	A.SURRA	16.555	I.GUEVARA	29.320	J.KELSO	24.027	23	E.BARTOLINI	1'43.625	1'43.729 (21)
24	I.GUEVARA	33.788	Y.KUNII	16.557	E.BARTOLINI	29.381	L.FELLON	24.074	24	Y.KUNII	1'43.717	1'43.763 (22)

These data/results cannot be reproduced, stored and/or transmitted in whole or in part by any manner of electronic, mechanical, photocopying, recording, broadcasting or otherwise now known or herein after developed without the previous express consent by the copyright owner, except for reproduction in daily press and regular printed publications on sale to the public within 60 days of the event related to those data/results and always provided that copyright symbol appears together as follows below.
© DORNA, 2021

Official MotoGP Timing by TISSOT
www.motogp.com



TT Circuit Assen

Results and timing service provided by  **TISSOT**

4542 m.

MOTUL TT ASSEN

Free Practice Nr. 1

Best Partial Times

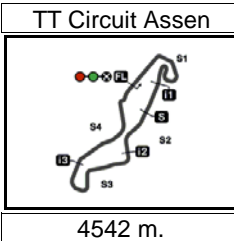
Moto3™*IT* Ideal Lap Time, sum of the best partial times*BT* Best Lap Time

T1			T2			T3			T4				
<i>Pos</i>	<i>Rider</i>	<i>Time</i>	<i>Rider</i>	<i>Time</i>	<i>Rider</i>	<i>Time</i>	<i>Rider</i>	<i>Time</i>	<i>Pos</i>	<i>Rider</i>	<i>IT</i>	<i>BT</i>	
25	A. IZDIHAR	33.839	J. KELSO	16.603	T. MATSUYAMA	29.448	Y. KUNII	24.166	25	J. KELSO	1'43.794	1'44.506	(26)
26	E. BARTOLINI	33.876	A. IZDIHAR	16.657	J. KELSO	29.459	T. MATSUYAMA	24.332	26	A. IZDIHAR	1'44.390	1'44.396	(25)
27	T. MATSUYAMA	33.951	T. MATSUYAMA	16.827	A. IZDIHAR	29.536	A. IZDIHAR	24.358	27	T. MATSUYAM	1'44.558	1'44.682	(27)

These data/results cannot be reproduced, stored and/or transmitted in whole or in part by any manner of electronic, mechanical, photocopying, recording, broadcasting or otherwise now known or herein after developed without the previous express consent by the copyright owner, except for reproduction in daily press and regular printed publications on sale to the public within 60 days of the event related to those data/results and always provided that copyright symbol appears together as follows below.
© DORNA, 2021

Official MotoGP Timing by **TISSOT**
www.motogp.com






MOTUL TT ASSEN

Free Practice Nr. 1

Fastest Laps Sequence

4542 m.

<i>Practice Time</i>	 <i>Rider</i>	<i>Nation</i>	<i>Motorcycle</i>	<i>Time</i>	<i>Km/h</i>	<i>Rider's Lap</i>
3'54.787	28 Izan GUEVARA	SPA	GASGAS	1'47.436	152.1	2
4'08.512	5 Jaume MASIA	SPA	KTM	1'45.028	155.6	2
4'24.197	55 Romano FENATI	ITA	HUSQVARNA	1'44.494	156.4	2
5'52.636	5 Jaume MASIA	SPA	KTM	1'44.124	157.0	3
6'59.503	24 Tatsuki SUZUKI	JPN	HONDA	1'43.955	157.2	3
7'36.296	5 Jaume MASIA	SPA	KTM	1'43.660	157.7	4
7'51.844	55 Romano FENATI	ITA	HUSQVARNA	1'43.499	157.9	4
10'26.572	40 Darryn BINDER	RSA	HONDA	1'43.294	158.2	5
10'26.759	24 Tatsuki SUZUKI	JPN	HONDA	1'42.542	159.4	5
22'30.507	24 Tatsuki SUZUKI	JPN	HONDA	1'42.403	159.6	12
39'00.512	7 Dennis FOGGIA	ITA	HONDA	1'42.272	159.8	19
40'00.879	16 Andrea MIGNO	ITA	HONDA	1'42.086	160.1	8
40'01.049	40 Darryn BINDER	RSA	HONDA	1'41.818	160.5	14
40'42.260	7 Dennis FOGGIA	ITA	HONDA	1'41.748	160.7	20

These data/results cannot be reproduced, stored and/or transmitted in whole or in part by any manner of electronic, mechanical, photocopying, recording, broadcasting or otherwise now known or herein after developed without the previous express consent by the copyright owner, except for reproduction in daily press and regular printed publications on sale to the public within 60 days of the event related to those data/results and always provided that copyright symbol appears together as follows below.

© DORNA, 2021