




4801 m.

MOTUL GRAND PRIX OF JAPAN

Free Practice Nr. 3

Classification

10

	Rider	Nation	Team	Motorcycle	Time	Lap Total	Gap	Top Speed
1	88 Jorge MARTIN	SPA	Del Conca Gresini Moto3	HONDA	1'56.911	13 15		213.5
2	42 Marcos RAMIREZ	SPA	Bester Capital Dubai	KTM	1'57.037	14 14	0.126 0.126	214.3
3	12 Marco BEZZECCHI	ITA	Redox PruestelGP	KTM	1'57.266	13 13	0.355 0.229	216.5
4	5 Jaume MASIA	SPA	Bester Capital Dubai	KTM	1'57.288	13 13	0.377 0.022	215.4
5	71 Ayumu SASAKI	JPN	Petronas Sprinta Racing	HONDA	1'57.377	13 14	0.466 0.089	217.4
6	21 Fabio DI GIANNANTONIO	ITA	Del Conca Gresini Moto3	HONDA	1'57.440	12 15	0.529 0.063	215.0
7	19 Gabriel RODRIGO	ARG	RBA BOE Skull Rider	KTM	1'57.520	12 12	0.609 0.080	215.0
8	40 Darryn BINDER	RSA	Red Bull KTM Ajo	KTM	1'57.562	10 11	0.651 0.042	213.1
9	75 Albert ARENAS	SPA	Angel Nieto Team Moto3	KTM	1'57.568	14 15	0.657 0.006	213.3
10	48 Lorenzo DALLA PORTA	ITA	Leopard Racing	HONDA	1'57.578	14 16	0.667 0.010	214.7
11	14 Tony ARBOLINO	ITA	Marinelli Snipers Team	HONDA	1'57.622	14 14	0.711 0.044	218.1
12	44 Aron CANET	SPA	Estrella Galicia 0,0	HONDA	1'57.626	12 15	0.715 0.004	211.2
13	24 Tatsuki SUZUKI	JPN	SIC58 Squadra Corse	HONDA	1'57.629	15 16	0.718 0.003	214.0
14	33 Enea BASTIANINI	ITA	Leopard Racing	HONDA	1'57.647	14 15	0.736 0.018	214.7
15	65 Phillip OETTL	GER	Sudmetal Schedl GP Racing	KTM	1'57.655	8 15	0.744 0.008	215.1
16	10 Dennis FOGGIA	ITA	SKY Racing Team VR46	KTM	1'57.806	15 16	0.895 0.151	216.7
17	22 Kazuki MASAKI	JPN	RBA BOE Skull Rider	KTM	1'58.016	10 15	1.105 0.210	213.8
18	77 Vicente PEREZ	SPA	Reale Avintia Academy 77	KTM	1'58.027	13 14	1.116 0.011	215.4
19	84 Jakub KORNFEIL	CZE	Redox PruestelGP	KTM	1'58.052	14 15	1.141 0.025	214.0
20	27 Kaito TOBA	JPN	Honda Team Asia	HONDA	1'58.141	15 15	1.230 0.089	216.5
21	16 Andrea MIGNO	ITA	Angel Nieto Team Moto3	KTM	1'58.179	13 13	1.268 0.038	213.1
22	17 John MCPHEE	GBR	CIP - Green Power	KTM	1'58.255	12 12	1.344 0.076	215.2
23	7 Adam NORRODIN	MAL	Petronas Sprinta Racing	HONDA	1'58.384	13 14	1.473 0.129	214.7
24	31 Celestino VIETTI	ITA	SKY Racing Team VR46	KTM	1'58.433	15 18	1.522 0.049	212.8
25	72 Alonso LOPEZ	SPA	Estrella Galicia 0,0	HONDA	1'58.484	14 15	1.573 0.051	210.8
26	81 Stefano NEPA	ITA	CIP - Green Power	KTM	1'58.673	9 15	1.762 0.189	215.0
27	41 Nakarin ATIRATPHUVAP	THA	Honda Team Asia	HONDA	1'58.690	17 18	1.779 0.017	216.3
28	23 Niccolò ANTONELLI	ITA	SIC58 Squadra Corse	HONDA	1'59.064	7 7	2.153 0.374	212.2
29	36 Yuto FUKUSHIMA	JPN	Team Plus One	HONDA	2'03.553	13 17	6.642 4.489	205.9
30	13 Shizuka OKAZAKI	JPN	Kohara Racing Team	HONDA	2'03.911	11 15	7.000 0.358	204.3

Practice condition: Dry

Air: 17°

Humidity: 72%

Ground: 20°

Fastest Lap:	Lap: 13	Jorge MARTIN	1'56.911	147.8 Km/h
Circuit Record Lap:	2014	Alex MARQUEZ	1'57.112	147.5 Km/h
Circuit Best Lap:	2016	Hiroki ONO	1'56.443	148.4 Km/h

The results are provisional until the end of the limit for protest and appeals.

Time limit for protest expires 30' after publication of the results - Time:

These data/results cannot be reproduced, stored and/or transmitted in whole or in part by any manner of electronic, mechanical, photocopying, recording, broadcasting or otherwise now known or herein after developed without the previous express consent by the copyright owner, except for reproduction in daily press and regular printed publications on sale to the public within 60 days of the event related to those data/results and always provided that copyright symbol appears together as follows below.

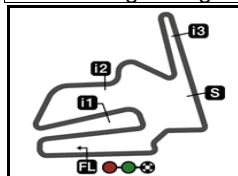
© DORNA, 2018

Official MotoGP Timing by TISSOT
www.motogp.com

Motegi, Saturday, October 20, 2018

moto3






4801 m.

MOTUL GRAND PRIX OF JAPAN

Free Practice Nr. 3

Combined Free Practice Times

11

	Rider	Nation	Team	MOTORCYCLE	FP1	FP2	FP3	Gap
1	88 J.MARTIN	SPA	Del Conca Gresini Moto3	HONDA	1'59.004	9 2'06.882	13 1'56.911	13
2	42 M.RAMIREZ	SPA	Bester Capital Dubai	KTM	1'58.487	12 2'06.856	8 1'57.037	14 0.126 0.126
3	12 M.BEZZECCHI	ITA	Redox PruestelGP	KTM	1'58.212	15 2'05.403	12 1'57.266	13 0.355 0.229
4	5 J.MASIA	SPA	Bester Capital Dubai	KTM	1'59.232	7 2'06.087	14 1'57.288	13 0.377 0.022
5	71 A.SASAKI	JPN	Petronas Sprinta Racing	HONDA	1'59.175	14	1'57.377	13 0.466 0.089
6	21 F.DI GIANNANTO	ITA	Del Conca Gresini Moto3	HONDA	1'59.123	9 2'05.532	13 1'57.440	12 0.529 0.063
7	19 G.RODRIGO	ARG	RBA BOE Skull Rider	KTM	1'58.940	11	1'57.520	12 0.609 0.080
8	40 D.BINDER	RSA	Red Bull KTM Ajo	KTM	1'59.956	8 2'06.315	14 1'57.562	10 0.651 0.042
9	75 A.ARENAS	SPA	Angel Nieto Team Moto3	KTM	1'58.536	12 2'07.084	9 1'57.568	14 0.657 0.006
10	48 L.DALLA PORTA	ITA	Leopard Racing	HONDA	1'58.190	14 2'06.286	16 1'57.578	14 0.667 0.010
11	14 T.ARBOLINO	ITA	Marinelli Snipers Team	HONDA	1'58.483	7 2'06.247	9 1'57.622	14 0.711 0.044
12	44 A.CANET	SPA	Estrella Galicia 0,0	HONDA	1'57.848	11 2'05.600	14 1'57.626	12 0.715 0.004
13	24 T.SUZUKI	JPN	SIC58 Squadra Corse	HONDA	1'58.916	10 2'05.838	15 1'57.629	15 0.718 0.003
14	33 E.BASTIANINI	ITA	Leopard Racing	HONDA	1'58.076	13 2'06.635	8 1'57.647	14 0.736 0.018
15	65 P.OETTL	GER	Sudmetal Schedl GP Racing	KTM	1'58.339	14 2'13.720	2 1'57.655	8 0.744 0.008
16	84 J.KORNFEIL	CZE	Redox PruestelGP	KTM	1'57.740	11 2'06.529	15 1'58.052	14 0.829 0.085
17	10 D.FOGGIA	ITA	SKY Racing Team VR46	KTM	1'58.897	14 2'07.866	17 1'57.806	15 0.895 0.066
18	22 K.MASAKI	JPN	RBA BOE Skull Rider	KTM	1'58.830	12 2'10.091	6 1'58.016	10 1.105 0.210
19	77 V.PEREZ	SPA	Reale Avintia Academy 77	KTM	1'58.857	12 2'06.498	16 1'58.027	13 1.116 0.011
20	27 K.TOBA	JPN	Honda Team Asia	HONDA	1'59.732	16 2'09.221	16 1'58.141	15 1.230 0.114
21	16 A.MIGNO	ITA	Angel Nieto Team Moto3	KTM	1'59.186	15 2'06.425	18 1'58.179	13 1.268 0.038
22	17 J.MCPHEE	GBR	CIP - Green Power	KTM	1'58.202	14 2'08.311	11 1'58.255	12 1.291 0.023
23	7 A.NORRODIN	MAL	Petronas Sprinta Racing	HONDA	2'01.421	3 2'12.469	4 1'58.384	13 1.473 0.182
24	31 C.VIETTI	ITA	SKY Racing Team VR46	KTM	2'00.408	18 2'07.102	15 1'58.433	15 1.522 0.049
25	72 A.LOPEZ	SPA	Estrella Galicia 0,0	HONDA	1'59.103	14 2'08.090	16 1'58.484	14 1.573 0.051
26	81 S.NEPA	ITA	CIP - Green Power	KTM	1'59.145	11 2'08.576	13 1'58.673	9 1.762 0.189
27	41 N.ATIRATPHUVA	THA	Honda Team Asia	HONDA	1'59.760	17 2'06.693	17 1'58.690	17 1.779 0.017
28	23 N.ANTONELLI	ITA	SIC58 Squadra Corse	HONDA	1'59.210	5 2'06.009	16 1'59.064	7 2.153 0.374
29	36 Y.FUKUSHIMA	JPN	Team Plus One	HONDA	2'02.036	7 2'09.790	6 2'03.553	13 5.125 2.972
30	13 S.OKAZAKI	JPN	Kohara Racing Team	HONDA	2'04.065	11 2'10.907	15 2'03.911	11 7.000 1.875

Pole Position Record:	2016	Hiroki ONO	1'56.443	148.4 Km/h
Circuit Record Lap:	2014	Alex MARQUEZ	1'57.112	147.5 Km/h
Circuit Best Lap:	2016	Hiroki ONO	1'56.443	148.4 Km/h

The results are provisional until the end of the limit for protest and appeals.

Time limit for protest expires 60' after publication of the results - Mr. Time:

These data/results cannot be reproduced, stored and/or transmitted in whole or in part by any manner of electronic, mechanical, photocopying, recording, broadcasting or otherwise now known or herein after developed without the previous express consent by the copyright owner, except for reproduction in daily press and regular printed publications on sale to the public within 60 days of the event related to those data/results and always provided that copyright symbol appears together as follows below.

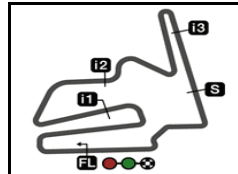
© DORNA, 2018

Official MotoGP Timing by TISSOT
www.motogp.com

Motegi, Saturday, October 20, 2018







4801 m.

MOTUL GRAND PRIX OF JAPAN

Free Practice Nr. 3

Top Speed & Average

12



Rider	Nation	Motorcycle	Top 5 speeds					Average	Top
14 Tony ARBOLINO	ITA	HONDA	218.1	217.1	216.1	215.8	213.2	216.1	218.1
71 Ayumu SASAKI	JPN	HONDA	217.4	216.2	215.9	215.6	214.5	215.9	217.4
10 Dennis FOGGIA	ITA	KTM	216.7	216.3	215.1	214.2	213.5	215.2	216.7
27 Kaito TOBA	JPN	HONDA	216.5	213.6	213.3	212.7	211.4	213.5	216.5
12 Marco BEZZECCHI	ITA	KTM	216.5	215.6	213.5	213.0	212.8	214.3	216.5
41 Nakarin ATIRATPHUVAPAT	THA	HONDA	216.3	215.9	213.6	212.3	211.5	213.9	216.3
5 Jaume MASIA	SPA	KTM	215.4	215.1	213.9	213.6	212.9	214.2	215.4
77 Vicente PEREZ	SPA	KTM	215.4	214.8	214.7	214.3	214.3	214.7	215.4
17 John MCPHEE	GBR	KTM	215.2	214.2	214.1	213.0	212.6	213.8	215.2
65 Philipp OETTL	GER	KTM	215.1	213.4	212.8	212.0	211.7	213.0	215.1
21 Fabio DI GIANNANTONIO	ITA	HONDA	215.0	213.2	213.0	211.9	210.0	212.6	215.0
19 Gabriel RODRIGO	ARG	KTM	215.0	214.6	213.5	212.1	211.2	213.3	215.0
81 Stefano NEPA	ITA	KTM	215.0	214.9	214.1	214.0	213.2	214.2	215.0
33 Enea BASTIANINI	ITA	HONDA	214.7	213.4	212.1	211.4	211.3	212.6	214.7
48 Lorenzo DALLA PORTA	ITA	HONDA	214.7	214.4	214.0	213.9	213.3	214.1	214.7
7 Adam NORRODIN	MAL	HONDA	214.7	212.6	211.1	209.9	209.7	211.3	214.7
42 Marcos RAMIREZ	SPA	KTM	214.3	214.2	213.8	213.6	213.2	213.8	214.3
24 Tatsuki SUZUKI	JPN	HONDA	214.0	213.6	213.5	212.7	211.5	213.1	214.0
84 Jakub KORNFEIL	CZE	KTM	214.0	213.3	212.9	212.3	211.4	212.8	214.0
22 Kazuki MASAKI	JPN	KTM	213.8	211.9	211.1	211.0	210.7	211.5	213.8
88 Jorge MARTIN	SPA	HONDA	213.5	210.8	209.8	209.3	208.4	210.0	213.5
75 Albert ARENAS	SPA	KTM	213.3	212.9	212.3	212.1	212.0	212.5	213.3
40 Darryn BINDER	RSA	KTM	213.1	212.1	211.2	209.7	206.1	210.4	213.1
16 Andrea MIGNO	ITA	KTM	213.1	212.9	211.1	211.0	210.7	211.8	213.1
31 Celestino VIETTI	ITA	KTM	212.8	210.3	210.2	209.9	209.9	210.6	212.8
23 Niccolò ANTONELLI	ITA	HONDA	212.2	212.0	211.9	210.4	210.2	211.3	212.2
44 Aron CANET	SPA	HONDA	211.2	210.5	210.5	210.4	210.1	210.5	211.2
72 Alonso LOPEZ	SPA	HONDA	210.8	210.1	208.8	208.4	208.4	209.3	210.8
36 Yuto FUKUSHIMA	JPN	HONDA	205.9	202.3	201.7	201.0	200.8	202.3	205.9
13 Shizuka OKAZAKI	JPN	HONDA	204.3	202.3	202.0	201.6	201.4	202.3	204.3

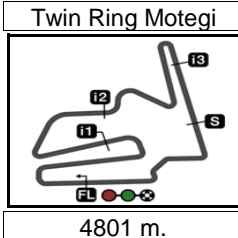
These data/results cannot be reproduced, stored and/or transmitted in whole or in part by any manner of electronic, mechanical, photocopying, recording, broadcasting or otherwise now known or herein after developed without the previous express consent by the copyright owner, except for reproduction in daily press and regular printed publications on sale to the public within 60 days of the event related to those data/results and always provided that copyright symbol appears together as follows below.

© DORNA, 2018

Official MotoGP Timing by TISSOT
www.motogp.com

Motegi, Saturday, October 20, 2018





MOTUL GRAND PRIX OF JAPAN

Free Practice Nr. 3

Chronological Analysis of Performances

13

* Lap / Sector time cancelled

T1 Time from finish line to 1st intermediate

T3 Time from 2nd intermed. to 3rd intermed.

P Crossing the finish line in pit lane

T2 Time from 1st intermed. to 2nd intermed.

T4 Time from 3rd intermediate to finish line

Lap	Lap Time	T1	T2	T3	T4	Speed	Lap	Lap Time	T1	T2	T3	T4	Speed	
1st	88	Jorge MARTIN Del Conca Gresini Mo SPA						10	1'57.705 *	30.006	22.681	31.360	33.658*	212.8
		Runs=3	Total laps=15	Full laps=10			11	1'52.696 P	31.295	23.155	31.808	26.438	213.0	
1	3'25.389	34.173	24.427	32.579	34.537	206.5	12	2'05.216	34.366	24.147	32.910	33.793	210.8	
2	1'59.855	30.628	23.470	31.859	33.898	207.4	13	1'57.266	30.005	22.804	31.391	33.066	216.5	
3	1'58.823	30.256	23.153	31.587	33.827	207.5	4th 5 Jaume MASIA Bester Capital Dubai SPA							
4	1'58.440	30.289	23.145	31.345	33.661	207.3		Runs=3	Total laps=13	Full laps=8				
5	1'58.361	30.173	23.100	31.544	33.544	208.0	1	3'46.733	37.371	24.415	33.141	34.148	210.4	
6	1'58.185	30.102	23.114	31.384	33.585	208.2	2	1'58.989	30.459	23.163	31.992	33.375	215.1	
7	1'58.081	30.124	23.085	31.336	33.536	208.1	3	1'59.502	30.588	22.957	31.723	34.234	213.9	
8	1'51.473 P	30.199	23.132	32.041	26.101	207.1	4	1'58.559	30.317	22.936	31.918	33.388	211.1	
9	2'01.985	32.948	23.477	31.769	33.791	208.4	5	1'58.395	30.337	22.762	31.594	33.702	212.3	
10	1'58.188	30.171	23.000	31.487	33.530	209.8	6	1'58.932	30.641	22.999	31.660	33.632	215.4	
11	1'50.579 P	30.237	23.153	31.562	25.627	208.4	7	1'51.806 P	30.200	22.895	31.762	26.949	212.8	
12	2'02.044	33.105	23.595	31.718	33.626	208.3	8	2'04.520	35.111	23.340	32.265	33.804	210.5	
13	1'56.911	29.910	22.671	31.161	33.169	213.5	9	1'59.161	30.456	23.080	31.914	33.711	211.0	
14	1'57.166	29.756	22.798	31.311	33.301	209.3	10	1'52.907 P	31.364	23.553	32.446	25.544	210.7	
15	1'57.358	29.814	22.735	31.221	33.588	210.8	11	2'02.708	34.343	22.884	31.896	33.585	212.8	
2nd 42 Marcos RAMIREZ Bester Capital Dubai SPA							12	1'57.922	30.187	22.875	31.541	33.319	213.6	
		Runs=3	Total laps=14	Full laps=8			13	1'57.288	29.935	22.722	31.468	33.163	212.9	
1	3'37.815	39.978	27.903	32.993	34.767	212.4	5th 71 Ayumu SASAKI Petronas Sprinta Raci JPN							
2	2'00.660	31.085	23.585	32.205	33.785	211.8		Runs=3	Total laps=14	Full laps=9				
3	2'02.326	30.919	23.688	33.728	33.991	210.4	1	3'45.635	40.643	24.891	33.227	34.726	209.2	
4	1'59.392	30.547	23.210	32.042	33.593	213.6	2	1'59.725	30.650	23.362	31.919	33.794	215.9	
5	2'02.990	31.071	23.556	34.071	34.292	209.8	3	2'00.135	31.093	23.132	32.068	33.842	217.4	
6	1'58.745	30.419	23.039	31.826	33.461	212.6	4	1'58.947	30.455	22.946	31.866	33.680	214.2	
7	1'53.167 P	30.694	23.564	32.231	26.678	213.8	5	1'58.394	30.251	23.012	31.591	33.540	215.6	
8	2'05.682	36.119	24.168	31.913	33.482	211.8	6	1'58.397	30.236	23.059	31.586	33.516	214.2	
9	1'58.382	30.233	22.938	31.720	33.491	213.2	7	1'58.400	30.328	22.921	31.618	33.533	216.2	
10	2'01.712 *	32.593	23.484	31.942	33.693*	214.3	8	1'54.515 P	30.764	23.843	33.603	26.305	204.1	
11	1'52.791 P	30.613	23.583	32.206	26.389	212.5	9	2'05.019	35.971	23.488	31.853	33.707	212.8	
12	2'18.118	44.034	25.344	33.220	35.520	190.0	10	1'58.509	30.414	22.965	31.619	33.511	212.9	
13	2'03.158	30.081	22.930	35.593	34.554	202.1	11	1'51.826 P	30.596	23.872	31.888	25.470	212.8	
14	1'57.037	29.901	22.651	31.356	33.129	214.2	12	2'07.475	37.724	23.889	32.054	33.808	206.2	
3rd 12 Marco BEZZECCHI Redox PruestelGP ITA							13	1'57.377	29.923	22.804	31.363	33.287	214.5	
		Runs=3	Total laps=13	Full laps=7			14	1'57.493	29.985	22.848	31.331	33.329	212.1	
1	3'07.979	35.167	23.863	32.755	33.899	209.9	6th 21 Fabio DI GIANNANT Del Conca Gresini Mo ITA							
2	1'59.320	30.415	23.212	31.977	33.716	210.5		Runs=2	Total laps=15	Full laps=12				
3	1'58.708	30.336	22.979	31.788	33.605	210.8	1	3'40.329	39.929	24.971	32.629	38.080	209.6	
4	1'58.281	30.248	22.973	31.644	33.416	211.9	2	1'58.868	30.486	23.095	31.596	33.691	213.0	
5	1'58.300	30.162	22.910	31.757	33.471	211.7	3	2'05.522	30.680	23.759	35.901	35.182	185.8	
6	1'52.619 P	30.740	23.194	32.090	26.595	210.7	4	1'58.488	30.288	22.904	31.720	33.576	206.3	
7	2'04.036	34.553	23.923	32.108	33.452	212.1	5	1'58.383	30.129	22.998	31.642	33.614	206.3	
8	1'57.271	30.055	22.822	31.299	33.095	215.6	6	1'58.247	30.104	23.047	31.559	33.537	207.9	
9	2'14.589	29.918	22.725	48.271	33.675	213.5								

Fastest Lap: Jorge MARTIN Del Conca Gresini Mo SPA **1'56.911** 29.910 22.671 31.161 33.169

These data/results cannot be reproduced, stored and/or transmitted in whole or in part by any manner of electronic, mechanical, photocopying, recording, broadcasting or otherwise now known or herein after developed without the previous express consent by the copyright owner, except for reproduction in daily press and regular printed publications on sale to the public within 60 days of the event related to those data/results and always provided that copyright symbol appears together as follows below.
© DORNA, 2018

Free Practice Nr. 3

Moto3

Lap	Lap Time	T1	T2	T3	T4	Speed	Lap	Lap Time	T1	T2	T3	T4	Speed
							10th	48	Lorenzo DALLA PO Leopard Racing ITA				
									Runs=3	Total laps=16	Full laps=11		
7	1'58.441	30.131	23.039	31.627	33.644	206.6	1	3'51.859	35.775	23.776	32.649	34.464	210.4
8	1'53.984 P	31.383	24.320	32.393	25.888	206.8	2	2'00.108	30.917	23.283	32.095	33.813	211.4
9	2'02.275	33.232	23.478	31.955	33.610	208.0	3	1'59.091	30.554	23.116	31.857	33.564	211.9
10	1'57.802	29.990	23.036	31.520	33.256	208.9	4	1'58.981	30.558	22.995	31.791	33.637	212.3
11	1'58.764	29.993	23.024	31.323	34.424	211.9	5	1'58.609	30.306	22.933	31.801	33.569	212.9
12	1'57.440	29.949	22.889	31.359	33.243	209.0	6	1'58.557	30.325	22.953	31.753	33.526	214.7
13	1'58.947	30.523	23.094	31.732	33.598	210.0	7	1'58.913	30.353	23.168	31.731	33.661	212.0
14	1'57.703	30.053	22.838	31.555	33.257	215.0	8	1'54.330 P	30.482	23.613	33.164	27.071	213.3
15	1'58.303	30.026	22.913	31.590	33.774	213.2	9	2'04.486	35.199	23.471	32.051	33.765	211.3
7th	19	Gabriel RODRIGO RBA BOE Skull Rider ARG							Runs=3	Total laps=12	Full laps=7		
1	3'43.798	36.422	23.803	33.968	34.986	211.1	10	1'58.365	30.351	22.982	31.586	33.446	212.0
2	1'59.039	30.518	23.182	31.680	33.659	212.1	11	1'58.113	30.194	23.011	31.544	33.364	212.8
3	2'01.743	30.244	22.998	32.895	35.606	189.8	12	1'49.855 P	30.209	23.023	31.629	24.994	212.6
4	2'00.581	30.198	22.913	32.768	34.702	207.2	13	2'02.163	33.665	23.191	31.670	33.637	212.6
5	2'22.587 P	30.112	22.912	1'01.550	28.013	181.9	14	1'57.578	30.048	22.865	31.388	33.277	214.0
6	2'07.259	38.605	23.217	31.783	33.654	210.6	15	1'57.856	30.029	22.870	31.599	33.358	214.4
7	1'59.109	30.624	23.088	31.731	33.666	211.2	16	1'57.929	30.092	22.894	31.442	33.501	213.9
8	1'59.160	30.379	23.113	31.807	33.861	209.9							
9	1'54.082 P	31.368	24.474	32.282	25.958	215.0	11th	14	Tony ARBOLINO Marinelli Snipers Tea ITA				
		Runs=3	Total laps=15	Full laps=8					Runs=3	Total laps=15	Full laps=8		
10	2'10.798	41.161	23.498	32.120	34.019	204.8	1	3'40.492	38.931	23.956	32.830	37.131	211.6
11	1'57.760	30.142	22.823	31.442	33.353	214.6	2	1'58.841	30.535	23.115	31.741	33.450	216.1
12	1'57.520	29.974	22.882	31.452	33.212	213.5	3	2'06.704	30.804	23.704	35.849	36.347	175.3
8th	40	Darryn BINDER Red Bull KTM Ajo RSA							Runs=3	Total laps=11	Full laps=7		
1	3'34.535 P	41.454	27.067	35.770	28.702	175.5	4	1'58.198	30.231	22.792	31.866	33.309	218.1
2	2'07.461	35.962	24.255	32.798	34.446	205.9	5	1'57.770	30.158	22.794	31.429	33.389	217.1
3	2'01.902	31.219	23.738	32.510	34.435	206.1	6	1'58.138 *	30.391	22.940	31.539*	33.268	213.1
4	2'01.340	30.999	23.559	32.176	34.606	205.2	7	1'58.250	30.256	22.864	31.716	33.414	211.1
5	2'00.967	30.850	23.506	32.169	34.442	205.1	8	1'52.288 P	30.508	23.227	32.032	26.521	204.7
6	2'00.414	30.795	23.520	32.050	34.049	205.7	9	2'06.206	35.117	24.384	32.633	34.072	210.4
7	1'54.939 P	32.553	23.640	32.544	26.202	206.0	10	1'59.266	30.495	23.063	31.797	33.911	212.6
8	2'07.819	36.086	23.427	34.279	34.027	209.7	11	1'58.682	30.326	23.295	31.607	33.454	213.2
9	1'58.989	30.313	23.197	31.959	33.520	212.1	12	1'52.770 P	30.879	23.674	32.285	25.932	203.6
10	1'57.562	29.890	22.765	31.597	33.310	213.1	13	2'08.994	38.987	23.883	32.285	33.839	209.4
11	1'57.768	30.080	22.876	31.451	33.361	211.2	14	1'57.622	30.195	22.837	31.425	33.165	215.8
								unfinished	29.827	22.661			
9th	75	Albert ARENAS Angel Nieto Team Mot SPA					12th	44	Aron CANET Estrella Galicia 0,0 SPA				
		Runs=3	Total laps=15	Full laps=10					Runs=3	Total laps=16	Full laps=10		
1	3'39.128	40.173	24.380	32.636	36.720	212.3	1	3'40.183	40.053	24.432	32.881	38.563	207.3
2	2'00.105	30.797	23.341	32.026	33.941	212.9	2	1'59.928	30.589	23.409	32.088	33.842	210.5
3	1'59.711	30.575	23.235	31.785	34.116	210.8	3	2'01.712	30.495	23.517	33.910	33.790	210.1
4	2'02.158	30.512	23.129	31.753	36.764	209.1	4	1'58.811	30.208	23.148	31.827	33.628	211.2
5	1'59.187	30.335	23.259	31.855	33.738	212.1	5	2'05.292	30.362	29.225	32.017	33.688	209.5
6	1'58.702	30.330	23.092	31.611	33.669	213.3	6	1'52.440 P	30.373	23.180	31.933	26.954	208.2
7	1'53.640 P	30.336	23.158	32.672	27.474	206.4	7	2'02.500	33.389	23.431	31.820	33.860	206.8
8	2'03.993 *	34.555	23.773	31.779	33.886*	209.4	8	1'58.991	30.346	23.334	31.620	33.691	207.9
9	1'59.550	30.317	22.942	31.823	34.468	209.8	9	1'59.720	30.523	23.454	32.049	33.694	207.4
10	1'58.413	30.239	23.104	31.519	33.551	209.9	10	1'54.766 P	31.543	23.955	32.763	26.505	204.0
11	1'52.485 P	30.215	23.084	31.716	27.470	210.1	11	2'06.428	37.429	23.189	32.192	33.618	210.1
12	2'00.925	32.928	23.266	31.350	33.381	211.6	12	1'57.626	30.071	23.032	31.275	33.248	210.4
13	1'57.879	30.088	22.990	31.458	33.343	212.0	13	1'58.405	29.933	22.936	31.414	34.122	209.4
14	1'57.568	29.996	22.963	31.330	33.279	209.9	14	1'59.519	31.270	23.040	31.579	33.630	208.7
15	2'02.371	30.033	24.384	32.795	35.159	200.8	15	1'58.267	30.132	23.039	31.542	33.554	210.5
								PIT	34.287	25.034	33.132	27.390	202.9

Fastest Lap: Jorge MARTIN Del Conca Gresini Mo SPA 1'56.911 29.910 22.671 31.161 33.169

These data/results cannot be reproduced, stored and/or transmitted in whole or in part by any manner of electronic, mechanical, photocopying, recording, broadcasting or otherwise now known or herein after developed without the previous express consent by the copyright owner, except for reproduction in daily press and regular printed publications on sale to the public within 60 days of the event related to those data/results and always provided that copyright symbol appears together as follows below.
© DORNA, 2018

Official MotoGP Timing by TISSOT
www.motogp.com

Motegi, Saturday, October 20, 2018

Page 2 of 5



Free Practice Nr. 3

Moto3

Lap	Lap Time	T1	T2	T3	T4	Speed	Lap	Lap Time	T1	T2	T3	T4	Speed	
13th	24	Tatsuki SUZUKI SIC58 Squadra Corse JPN						16th	10	Dennis FOGGIA SKY Racing Team VR ITA				
		Runs=3	Total laps=16	Full laps=11					Runs=3	Total laps=16	Full laps=11			
1	3'38.923	39.938	24.417	33.462	34.915	211.4	1	3'41.233	40.221	24.883	33.172	37.874	211.5	
2	1'59.872	30.865	23.178	32.138	33.691	212.7	2	2'00.623	30.995	23.522	32.241	33.865	213.5	
3	1'59.815	30.631	23.226	31.936	34.022	207.3	3	2'03.216	30.688	23.140	33.668	35.720	180.7	
4	1'59.529	30.639	23.243	31.734	33.913	207.7	4	2'00.225	30.646	23.211	32.363	34.005	214.2	
5	1'58.801	30.414	23.167	31.599	33.621	208.9	5	1'58.914	30.425	23.044	31.776	33.669	212.6	
6	2'05.961	30.422	23.728	32.574	39.237	148.6	6	2'03.954	33.288	23.278	32.015	35.373	198.4	
7	1'58.924	30.459	22.994	31.775	33.696	211.5	7	1'59.286	30.652	23.062	31.839	33.733	215.1	
8	1'51.243 P	30.379	23.057	31.660	26.147	211.4	8	1'51.005 P	30.401	22.972	32.022	25.610	212.3	
9	2'03.029	33.816	23.460	31.981	33.772	208.4	9	2'03.568	33.980	23.567	32.094	33.927	210.1	
10	1'59.297	30.472	23.231	31.742	33.852	209.4	10	1'59.272	30.376	23.241	31.901	33.754	211.6	
11	1'59.284	30.636	23.181	31.746	33.721	208.4	11	1'52.326 P	30.632	23.434	32.654	25.606	211.6	
12	1'56.992 P	30.562	23.957	32.884	29.589	200.7	12	2'09.909	34.988	25.578	33.818	35.525	194.7	
13	2'03.057	34.224	23.233	31.868	33.732	211.1	13	1'58.187	30.334	22.906	31.531	33.416	212.0	
14	1'57.919	30.161	22.926	31.499	33.333	213.6	14	1'58.480	30.038	23.117	31.856	33.469	213.2	
15	1'57.629	30.059	22.875	31.383	33.312	213.5	15	1'57.806	29.969	22.939	31.618	33.280	216.3	
16	1'57.888	30.045	22.860	31.599	33.384	214.0	16	1'57.943	29.985	22.886	31.484	33.588	216.7	
14th	33	Enea BASTIANINI Leopard Racing ITA						17th	22	Kazuki MASAKI RBA BOE Skull Rider JPN				
		Runs=3	Total laps=15	Full laps=10					Runs=2	Total laps=15	Full laps=12			
1	3'55.958	35.844	24.135	32.864	34.121	206.6	1	5'38.360	43.124	24.741	33.178	34.370	206.3	
2	2'00.214	30.874	23.306	32.184	33.850	207.3	2	2'02.962	32.053	23.743	33.461	33.705	211.0	
3	1'59.786	30.958	23.205	31.849	33.774	207.5	3	1'58.729	30.164	23.030	31.820	33.715	213.8	
4	1'59.290	30.670	23.107	31.903	33.610	207.8	4	1'59.629	30.815	23.111	32.000	33.703	209.1	
5	1'59.054	30.466	23.187	31.800	33.601	208.0	5	1'58.388	30.177	23.066	31.672	33.473	210.6	
6	1'59.073	30.537	23.153	31.689	33.694	208.6	6	2'01.433	30.162	23.724	33.512	34.035	208.1	
7	1'52.396 P	31.016	23.493	31.951	25.936	207.0	7	1'59.449	30.637	23.434	31.613	33.765	210.1	
8	2'05.411	36.294	23.409	31.826	33.882	208.6	8	1'51.923 P	30.321	23.124	31.595	26.883	208.1	
9	1'58.013	30.347	22.933	31.426	33.307	211.4	9	2'04.287	36.194	23.108	31.494	33.491	211.9	
10	2'00.870	30.137	22.936	33.592	34.205	211.3	10	1'58.016	30.063	23.058	31.543	33.352	211.1	
11	1'58.074	30.327	23.041	31.368	33.338	210.9	11	1'58.734	30.266	23.202	31.645	33.621	210.7	
12	1'50.887 P	30.297	23.213	31.934	25.443	208.5	12	1'58.853	30.394	23.122	31.699	33.638	208.6	
13	2'03.692	33.974	23.212	32.757	33.749	212.1	13	2'01.348	32.936	23.113	31.747	33.552	210.7	
14	1'57.647	30.023	22.850	31.412	33.362	214.7	14	2'00.194	30.725	23.604	32.187	33.678	210.3	
15	1'57.942	30.154	22.866	31.660	33.262	213.4	15	1'59.040	30.366	22.989	31.862	33.823	208.6	
15th	65	Philipp OETTL Sudmetal Schedl GP GER						18th	77	Vicente PEREZ Reale Avintia Academ SPA				
		Runs=3	Total laps=15	Full laps=10					Runs=3	Total laps=14	Full laps=8			
1	3'00.804	34.855	25.359	32.623	34.086	210.8	1	3'41.234	37.735	24.494	32.529	39.447	212.1	
2	2'00.522	30.990	23.247	32.263	34.022	210.8	2	1'59.507	30.559	23.069	32.069	33.810	214.7	
3	1'59.703	30.608	23.247	32.089	33.759	211.3	3	2'01.586	30.368	23.269	34.292	33.657	214.3	
4	1'59.711	30.620	23.213	32.063	33.815	211.0	4	1'58.051	30.092	22.920	31.737	33.302	215.4	
5	1'59.443	30.573	23.151	31.967	33.752	210.5	5	2'01.551	31.517	23.429	32.135	34.470	214.3	
6	1'56.489 P	31.721	25.703	32.812	26.253	198.8	6	1'58.589	30.330	23.100	31.809	33.350	214.0	
7	2'01.339	33.049	23.210	31.732	33.348	211.1	7	1'58.363 *	30.197	22.877	31.653	33.636*	212.1	
8	1'57.655	30.090	22.879	31.427	33.259	212.0	8	1'54.631 P	31.148	24.013	32.488	26.982	208.5	
9	1'58.302	30.131	23.120	31.502	33.549	211.7	9	1'54.993 P	34.481	23.133	31.899	25.480	211.8	
10	1'55.399 P	31.896	24.166	32.999	26.338	206.8	10	2'15.266	42.932	23.609	31.735	36.990	210.8	
11	2'11.327	39.371	23.951	31.731	36.274	215.1	11	2'05.110	34.299	22.938	34.293	33.580	211.8	
12	2'04.794	33.748	23.180	34.219	33.647	211.1	12	1'58.409	30.187	23.169	31.658	33.395	214.8	
13	1'58.868	30.298	23.192	31.846	33.532	210.9	13	1'58.027	30.335	22.758	31.519	33.415	213.5	
14	1'59.072	30.392	23.438	31.714	33.528	212.8	14	1'57.718 *	30.023	22.858	31.443	33.394*	213.2	
15	1'58.650	30.365	22.956	31.879	33.450	213.4								

Fastest Lap: Jorge MARTIN Del Conca Gresini Mo SPA **1'56.911** 29.910 22.671 31.161 33.169

These data/results cannot be reproduced, stored and/or transmitted in whole or in part by any manner of electronic, mechanical, photocopying, recording, broadcasting or otherwise now known or herein after developed without the previous express consent by the copyright owner, except for reproduction in daily press and regular printed publications on sale to the public within 60 days of the event related to those data/results and always provided that copyright symbol appears together as follows below.
© DORNA, 2018

Official MotoGP Timing by TISSOT
www.motogp.com

Motegi, Saturday, October 20, 2018

Page 3 of 5

motogp



Free Practice Nr. 3

Moto3

Lap	Lap Time	T1	T2	T3	T4	Speed	Lap	Lap Time	T1	T2	T3	T4	Speed
19th	84	Jakub KORNFEIL Redox PruestelGP CZE					3	1'59.796	30.511	23.255	32.016	34.014	215.2
		Runs=3	Total laps=15	Full laps=10			4	1'58.654	30.369	23.010	31.819	33.456	213.0
1	3'41.831	35.168	24.091	32.540	34.850	210.3	5	1'58.449	30.174	22.984	31.732	33.559	214.2
2	2'01.769	30.918	23.286	32.435	35.130	214.0	6	1'49.479 P	30.082	22.965	31.778	24.654	212.6
3	2'00.399	30.748	23.340	32.336	33.975	211.4	7	2'03.856	34.922	23.402	31.937	33.595	210.2
4	1'53.840 P	30.711	23.166	33.513	26.450	211.2	8	1'59.156	30.399	23.066	32.184	33.507	211.3
5	2'03.016	33.431	23.575	32.003	34.007	209.9	9	1'58.983	30.400	23.155	31.835	33.593	211.0
6	1'59.475	30.629	23.330	31.772	33.744	208.8	10	1'52.505 P	30.874	23.576	32.522	25.533	210.4
7	1'59.151	30.493	23.259	31.650	33.749	208.6	11	2'07.950	36.881	24.289	32.813	33.967	205.5
8	1'53.272 P	30.751	23.498	32.589	26.434	201.6	12	1'58.255	30.201	23.194	31.502	33.358	210.4
9	2'10.423	33.800	23.910	34.104	38.609	205.9	23rd 7 Adam NORRODIN Petronas Sprinta Raci MAL						
10	1'58.997	30.769	22.976	31.743	33.509	213.3		Runs=3	Total laps=14	Full laps=9			
11	1'58.142	30.330	23.029	31.311	33.472	212.3	1	3'37.224	39.622	25.869	33.559	35.182	209.9
12	1'59.466	30.066	23.023	31.328	35.049	210.8	2	2'01.822	31.572	23.788	32.303	34.159	211.1
13	1'58.992	30.362	23.030	31.448	34.152	201.7	3	2'00.329	30.623	23.491	32.207	34.008	209.7
14	1'58.052	30.089	23.047	31.473	33.443	212.9	4	2'00.278	30.703	23.331	32.056	34.188	207.6
15	1'58.239	30.074	22.974	31.486	33.705	209.5	5	2'02.243	32.961	23.413	32.078	33.791	209.6
20th 27 Kaito TOBA Honda Team Asia JPN							6	1'59.894	31.042	23.303	31.810	33.739	209.6
		Runs=3	Total laps=15	Full laps=10			7	1'52.922 P	30.385	23.304	31.964	27.269	207.8
1	3'30.741	35.784	24.879	33.690	35.244	207.0	8	2'06.791	35.958	24.027	32.539	34.267	206.6
2	2'01.901	31.144	23.825	32.416	34.516	208.9	9	2'00.913	31.053	23.650	32.206	34.004	207.2
3	2'07.893	30.675	23.389	34.877	38.952	200.3	10	2'00.659	30.853	23.568	32.106	34.132	207.4
4	1'59.461	30.477	23.209	31.895	33.880	211.4	11	1'53.379 P	30.906	23.644	32.243	26.586	208.2
5	1'59.947	30.734	23.267	32.249	33.697	213.3	12	2'09.288	38.029	24.879	32.495	33.885	209.7
6	1'58.908	30.357	23.105	31.681	33.765	212.7	13	1'58.384	30.216	23.057	31.561	33.550	212.6
7	1'55.254 P	30.319	23.189	32.584	29.162	161.4	14	1'58.445	30.375	23.136	31.500	33.434	214.7
8	2'10.808	38.160	24.800	33.600	34.248	210.4	24th 31 Celestino VIETTI SKY Racing Team VR ITA						
9	1'59.817	30.589	23.433	31.995	33.800	211.3		Runs=2	Total laps=18	Full laps=15			
10	2'00.000	30.651	23.357	32.025	33.967	210.0	1	2'59.642	36.069	24.119	32.963	34.371	207.4
11	1'59.637	30.601	23.252	31.956	33.828	210.3	2	2'00.410	30.874	23.582	32.000	33.954	207.6
12	1'53.035 P	30.631	23.468	32.614	26.322	208.7	3	2'00.029	30.630	23.516	31.861	34.022	207.3
13	2'12.437	40.128	24.692	33.565	34.052	210.6	4	1'59.545	30.575	23.323	31.801	33.846	206.8
14	1'58.982	30.313	23.173	31.792	33.704	213.6	5	1'59.087	30.529	23.157	31.637	33.764	207.4
15	1'58.141	30.270	22.936	31.435	33.500	216.5	6	1'59.212	30.518	23.293	31.707	33.694	207.8
21st 16 Andrea MIGNO Angel Nieto Team Mot ITA							7	1'59.201	30.451	23.271	31.794	33.685	207.7
		Runs=3	Total laps=13	Full laps=8			8	1'59.319	30.641	23.169	31.793	33.716	208.4
1	3'48.501	43.326	24.643	32.663	34.704	204.0	9	1'54.184 P	31.506	24.171	33.166	25.341	205.8
2	1'59.519	30.605	23.385	31.823	33.706	211.0	10	2'06.768	34.618	24.285	33.511	34.354	205.6
3	2'01.076	30.400	23.151	31.617	35.908	212.9	11	1'58.808	30.457	23.215	31.699	33.437	209.9
4	1'59.142	30.461	23.108	31.734	33.839	211.1	12	1'58.964	30.335	23.210	31.705	33.714	209.2
5	1'58.377	30.276	23.145	31.510	33.446	213.1	13	1'58.470	30.348	23.204	31.622	33.296	210.2
6	1'52.171 P	30.237	22.905	32.021	27.008	210.7	14	2'02.225	30.828	24.045	33.008	34.344	205.6
7	2'05.478	35.928	23.556	32.228	33.766	208.3	15	1'58.433	30.207	22.944	31.311	33.971	212.8
8	1'59.367	30.558	23.145	31.985	33.679	209.5	16	1'58.659	30.327	23.141	31.618	33.573	207.5
9	1'59.032	30.488	23.293	31.733	33.518	210.1	17	1'58.991	30.654	23.064	31.646	33.627	209.9
10	1'50.639 P	30.478	23.200	31.867	25.094	209.8	18	1'58.561	30.458	23.101	31.557	33.445	210.3
11	2'08.514	39.138	23.520	32.131	33.725	208.8	25th 72 Alonso LOPEZ Estrella Galicia 0,0 SPA						
12	1'58.211	30.211	22.999	31.603	33.398	210.0		Runs=3	Total laps=15	Full laps=10			
13	1'58.179	30.159	23.005	31.578	33.437	210.5	1	3'25.612	33.982	24.301	32.650	34.419	208.4
22nd 17 John MCPHEE CIP - Green Power GBR							2	2'00.550	30.784	23.584	32.031	34.151	207.9
		Runs=3	Total laps=12	Full laps=7			3	2'00.259	30.711	23.432	31.991	34.125	207.4
1	3'46.048	37.510	24.091	33.110	34.190	211.3	4	2'00.489	30.797	23.430	32.082	34.180	205.5
2	1'59.558	30.652	23.196	32.131	33.579	214.1	5	2'00.621	30.727	23.402	32.340	34.152	206.1

Fastest Lap: Jorge MARTIN Del Conca Gresini Mo SPA **1'56.911** 29.910 22.671 31.161 33.169

These data/results cannot be reproduced, stored and/or transmitted in whole or in part by any manner of electronic, mechanical, photocopying, recording, broadcasting or otherwise now known or herein after developed without the previous express consent by the copyright owner, except for reproduction in daily press and regular printed publications on sale to the public within 60 days of the event related to those data/results and always provided that copyright symbol appears together as follows below.
© DORNA, 2018

Free Practice Nr. 3

Moto3

Lap	Lap Time	T1	T2	T3	T4	Speed	Lap	Lap Time	T1	T2	T3	T4	Speed	
6	1'56.744	P	31.538	24.846	33.415	26.945	189.7	5	2'00.792	30.609	23.382	33.139	33.662	212.0
7	2'08.820		36.005	25.253	33.264	34.298	205.4	6	2'03.467	31.676	23.469	32.315	36.007	175.6
8	2'00.584		30.777	23.417	32.150	34.240	206.7	7	1'59.064	30.499	22.962	32.064	33.539	212.2
9	2'00.382		30.753	23.483	32.105	34.041	206.3		unfinished	30.276	23.044	31.858		209.6
10	2'01.012		31.430	23.576	32.070	33.936	208.4							
11	1'59.828		30.617	23.282	31.955	33.974	207.8							
12	1'55.995	P	31.657	24.979	33.220	26.139	205.8							
13	2'04.393		33.963	23.837	31.796	34.797	208.8							
14	1'58.484		30.316	23.033	31.529	33.606	210.8							
15	1'58.601		30.094	22.952	31.930	33.625	210.1							

26th 81		Stefano NEPA		CIP - Green Power		ITA	
		Runs=3	Total laps=15	Full laps=10			
1	3'41.588	40.257	24.519	33.160	35.037	211.1	
2	2'00.727	30.850	23.413	32.496	33.968	215.0	
3	2'04.229	30.463	23.098	33.254	37.414	151.0	
4	1'59.832	30.311	23.405	32.062	34.054	214.9	
5	2'00.299	30.443	23.264	32.477	34.115	212.2	
6	1'59.768	30.494	23.278	31.869	34.127	212.9	
7	2'00.771	P	34.230	27.958	32.866	25.717	210.4
8	2'03.520		34.268	23.633	31.879	33.740	211.5
9	1'58.673		30.318	23.106	31.738	33.511	213.2
10	1'58.675		30.262	23.052	31.755	33.606	213.1
11	1'59.139		30.366	23.281	31.807	33.685	211.5
12	1'52.519	P	31.727	23.801	32.082	24.909	212.0
13	2'04.843		35.600	23.736	31.786	33.721	214.0
14	1'59.000		30.194	23.000	32.034	33.772	214.1
15	1'59.145		30.285	23.146	31.922	33.792	212.6

27th 41		Nakariri ATIRAPPH		Honda Team Asia		THA	
		Runs=2	Total laps=18	Full laps=15			
1	3'44.435	34.755	24.277	33.174	34.641	209.2	
2	2'01.054	31.082	23.503	32.275	34.194	208.6	
3	2'00.255	30.749	23.271	32.263	33.972	215.9	
4	1'59.640	30.461	23.178	32.090	33.911	216.3	
5	1'59.891	30.480	23.225	32.201	33.985	210.6	
6	2'01.430	30.641	23.581	32.231	34.977	211.0	
7	2'00.011	30.695	23.440	32.022	33.854	209.7	
8	2'02.274	30.534	23.266	32.001	36.473	210.1	
9	2'00.849	30.752	23.404	32.337	34.356	206.1	
10	2'00.869	30.840	23.559	32.313	34.157	205.8	
11	2'00.477	30.743	23.473	32.138	34.123	206.8	
12	1'54.271	P	30.790	24.152	32.688	26.641	207.8
13	2'08.810		37.294	23.882	32.545	35.089	209.7
14	2'02.829	30.652	23.795	31.922	36.460	213.6	
15	2'04.720	34.401	23.261	33.209	33.849	211.3	
16	1'59.638	30.293	23.576	32.113	33.656	211.5	
17	1'58.690	30.260	23.143	31.692	33.595	212.3	
18	1'58.922	30.318	23.039	31.763	33.802	210.6	

28th 23		Niccolò ANTONELLI		SIC58 Squadra Corse		ITA	
		Runs=1	Total laps=8	Full laps=6			
1	3'41.459	43.186	24.702	33.679	35.697	210.4	
2	2'00.253	30.836	23.299	32.086	34.032	211.9	
3	2'02.518	30.537	23.180	33.762	35.039	190.4	
4	1'59.499	30.716	23.142	31.976	33.665	210.2	

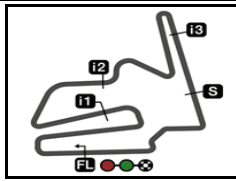
29th 36		Yuto FUKUSHIMA		Team Plus One		JPN	
		Runs=2	Total laps=17	Full laps=14			
1	3'16.868	39.226	25.079	33.989	35.740	199.1	
2	2'05.390	32.158	24.357	33.326	35.549	198.6	
3	2'04.266	31.812	24.038	33.217	35.199	198.7	
4	2'05.974	33.627	24.065	32.972	35.310	199.8	
5	2'03.878	31.697	24.043	32.954	35.184	199.7	
6	2'17.315	P	31.545	23.934	32.745	49.091	200.8
7	2'14.313		39.809	24.918	33.876	35.710	198.4
8	2'04.476	31.877	24.276	33.135	35.188	199.2	
9	2'17.565	31.985	29.783	40.467	35.330	199.1	
10	2'04.704	31.897	24.364	33.242	35.201	200.1	
11	2'14.454	31.804	33.957	33.499	35.194	200.2	
12	2'03.826	31.632	24.111	33.046	35.037	201.0	
13	2'03.553	31.496	24.078	32.949	35.030	200.7	
14	2'15.784	31.530	31.417	37.697	35.140	199.1	
15	2'03.617	31.930	23.982	32.791	34.914	202.3	
16	2'04.373	31.787	24.067	33.439	35.080	201.7	
17	2'04.606	31.587	24.253	33.489	35.277	205.9	

30th 13		Shizuka OKAZAKI		Kohara Racing Team		JPN	
		Runs=3	Total laps=15	Full laps=11			
1	2'20.392	P	39.831	26.316	35.409	34.350	194.2
2	2'19.680		45.120	25.127	33.707	35.726	198.8
3	2'06.138	32.470	24.493	33.701	35.474	199.3	
4	2'05.578	32.069	24.801	33.174	35.534	198.6	
5	2'02.202	P	32.121	24.535	33.342	32.204	197.5
6	2'08.969		35.416	24.855	33.509	35.189	202.3
7	2'04.924	32.174	24.425	33.157	35.168	200.4	
8	2'04.349	31.815	24.401	33.084	35.049	200.4	
9	2'04.880	32.011	24.261	33.151	35.457	199.5	
10	2'04.324	31.904	24.284	33.120	35.016	202.0	
11	2'03.911	31.691	24.216	32.947	35.057	204.3	
12	2'04.501	32.149	24.267	33.081	35.004	201.4	
13	2'04.396	31.812	24.212	33.001	35.371	201.6	
14	2'04.347	31.899	24.243	33.133	35.072	200.1	
15	2'05.121	31.970	24.374	33.428	35.349	201.2	

Fastest Lap:	Jorge MARTIN	Del Conca Gresini Mo SPA	1'56.911	29.910	22.671	31.161	33.169
---------------------	--------------	--------------------------	-----------------	--------	--------	--------	--------

These data/results cannot be reproduced, stored and/or transmitted in whole or in part by any manner of electronic, mechanical, photocopying, recording, broadcasting or otherwise now known or herein after developed without the previous express consent by the copyright owner, except for reproduction in daily press and regular printed publications on sale to the public within 60 days of the event related to those data/results and always provided that copyright symbol appears together as follows below.
© DORNA, 2018





4801 m.

MOTUL GRAND PRIX OF JAPAN

Free Practice Nr. 3

Best Partial Times

Moto3™

IT Ideal Lap Time, sum of the best partial times

BT Best Lap Time

T1			T2			T3			T4				
Pos	Rider	Time	Rider	Time	Rider	Time	Rider	Time	Pos	Rider	IT	BT	
1	J.MARTIN	29.756	M.RAMIREZ	22.651	J.MARTIN	31.161	M.BEZZECCHI	33.066	1	J.MARTIN	1'56.757	1'56.911 (1)	
2	T.ARBOLINO	29.827	T.ARBOLINO	22.661	A.CANET	31.275	M.RAMIREZ	33.129	2	M.BEZZECCHI	1'56.964	1'57.266 (3)	
3	D.BINDER	29.890	J.MARTIN	22.671	M.BEZZECCHI	31.299	J.MASIA	33.163	3	M.RAMIREZ	1'57.037	1'57.037 (2)	
4	M.RAMIREZ	29.901	M.BEZZECCHI	22.681	C.VIETTI	31.311	T.ARBOLINO	33.165	4	T.ARBOLINO	1'57.078	1'57.622 (11)	
5	M.BEZZECCHI	29.918	J.MASIA	22.722	J.KORNFEIL	31.311	J.MARTIN	33.169	5	J.MASIA	1'57.288	1'57.288 (4)	
6	A.SASAKI	29.923	V.PEREZ	22.758	F.DI GIANNANTO	31.323	G.RODRIGO	33.212	6	A.SASAKI	1'57.345	1'57.377 (5)	
7	A.CANET	29.933	D.BINDER	22.765	A.ARENAS	31.330	F.DI GIANNANTO	33.243	7	F.DI GIANNANTO	1'57.353	1'57.440 (6)	
8	J.MASIA	29.935	A.SASAKI	22.804	A.SASAKI	31.331	A.CANET	33.248	8	A.CANET	1'57.392	1'57.626 (12)	
9	F.DI GIANNANTO	29.949	G.RODRIGO	22.823	M.RAMIREZ	31.356	P.OETTL	33.259	9	D.BINDER	1'57.416	1'57.562 (8)	
10	D.FOGGIA	29.969	F.DI GIANNANTO	22.838	E.BASTIANINI	31.368	E.BASTIANINI	33.262	10	G.RODRIGO	1'57.451	1'57.520 (7)	
11	G.RODRIGO	29.974	E.BASTIANINI	22.850	T.SUZUKI	31.383	L.DALLA PORTA	33.277	11	E.BASTIANINI	1'57.503	1'57.647 (14)	
12	A.ARENAS	29.996	T.SUZUKI	22.860	L.DALLA PORTA	31.388	A.ARENAS	33.279	12	V.PEREZ	1'57.526	1'58.027 (18)	
13	E.BASTIANINI	30.023	L.DALLA PORTA	22.865	T.ARBOLINO	31.425	D.FOGGIA	33.280	13	A.ARENAS	1'57.547	1'57.568 (9)	
14	V.PEREZ	30.023	P.OETTL	22.879	P.OETTL	31.427	A.SASAKI	33.287	14	L.DALLA POR	1'57.559	1'57.578 (10)	
15	L.DALLA PORTA	30.029	D.FOGGIA	22.886	K.TOBA	31.435	C.VIETTI	33.296	15	T.SUZUKI	1'57.600	1'57.629 (13)	
16	T.SUZUKI	30.045	A.MIGNO	22.905	G.RODRIGO	31.442	V.PEREZ	33.302	16	D.FOGGIA	1'57.619	1'57.806 (16)	
17	K.MASAKI	30.063	K.TOBA	22.936	V.PEREZ	31.443	D.BINDER	33.310	17	P.OETTL	1'57.655	1'57.655 (15)	
18	J.KORNFEIL	30.066	A.CANET	22.936	D.BINDER	31.451	T.SUZUKI	33.312	18	C.VIETTI	1'57.758	1'58.433 (24)	
19	J.MCPHEE	30.082	A.ARENAS	22.942	J.MASIA	31.468	K.MASAKI	33.352	19	J.KORNFEIL	1'57.794	1'58.052 (19)	
20	P.OETTL	30.090	C.VIETTI	22.944	D.FOGGIA	31.484	J.MCPHEE	33.358	20	K.MASAKI	1'57.898	1'58.016 (17)	
21	A.LOPEZ	30.094	A.LOPEZ	22.952	K.MASAKI	31.494	A.MIGNO	33.398	21	J.MCPHEE	1'57.907	1'58.255 (22)	
22	A.MIGNO	30.159	N.ANTONELLI	22.962	A.NORRODIN	31.500	A.NORRODIN	33.434	22	A.MIGNO	1'57.972	1'58.179 (21)	
23	S.NEPA	30.194	J.MCPHEE	22.965	J.MCPHEE	31.502	J.KORNFEIL	33.443	23	K.TOBA	1'58.141	1'58.141 (20)	
24	C.VIETTI	30.207	J.KORNFEIL	22.974	A.MIGNO	31.510	K.TOBA	33.500	24	A.LOPEZ	1'58.181	1'58.484 (25)	

These data/results cannot be reproduced, stored and/or transmitted in whole or in part by any manner of electronic, mechanical, photocopying, recording, broadcasting or otherwise now known or herein after developed without the previous express consent by the copyright owner, except for reproduction in daily press and regular printed publications on sale to the public within 60 days of the event related to those data/results and always provided that copyright symbol appears together as follows below.

© DORNA, 2018


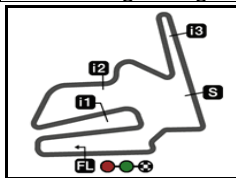
Official MotoGP Timing by TISSOT

www.motogp.com

motoE3



Twin Ring Motegi

Results and timing service provided by  **TISSOT**

4801 m.

MOTUL GRAND PRIX OF JAPAN**Free Practice Nr. 3****Best Partial Times****Moto3™***IT* Ideal Lap Time, sum of the best partial times*BT* Best Lap Time


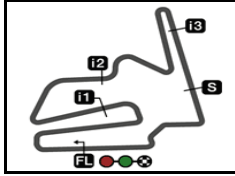
T1		T2		T3		T4				<i>IT</i>	<i>BT</i>	
<i>Pos</i>	<i>Rider</i>	<i>Time</i>	<i>Rider</i>	<i>Time</i>	<i>Rider</i>	<i>Time</i>	<i>Rider</i>	<i>Time</i>	<i>Pos</i>	<i>Rider</i>		
25	A.NORRODIN	30.216	K.MASAKI	22.989	A.LOPEZ	31.529	S.NEPA	33.511	25	A.NORRODIN	1'58.207	1'58.384 (23)
26	N.ATIRATPHUVA	30.260	S.NEPA	23.000	N.ATIRATPHUVA	31.692	N.ANTONELLI	33.539	26	S.NEPA	1'58.443	1'58.673 (26)
27	K.TOBA	30.270	N.ATIRATPHUVA	23.039	S.NEPA	31.738	N.ATIRATPHUVA	33.595	27	N.ATIRATPHU	1'58.586	1'58.690 (27)
28	N.ANTONELLI	30.276	A.NORRODIN	23.057	N.ANTONELLI	31.858	A.LOPEZ	33.606	28	N.ANTONELLI	1'58.635	1'59.064 (28)
29	Y.FUKUSHIMA	31.496	Y.FUKUSHIMA	23.934	Y.FUKUSHIMA	32.745	Y.FUKUSHIMA	34.914	29	Y.FUKUSHIMA	2'03.089	2'03.553 (29)
30	S.OKAZAKI	31.691	S.OKAZAKI	24.212	S.OKAZAKI	32.947	S.OKAZAKI	35.004	30	S.OKAZAKI	2'03.854	2'03.911 (30)

These data/results cannot be reproduced, stored and/or transmitted in whole or in part by any manner of electronic, mechanical, photocopying, recording, broadcasting or otherwise now known or herein after developed without the previous express consent by the copyright owner, except for reproduction in daily press and regular printed publications on sale to the public within 60 days of the event related to those data/results and always provided that copyright symbol appears together as follows below.

© DORNA, 2018


Official MotoGP Timing by **TISSOT**www.motogp.com*motogp*

Twin Ring Motegi

Results and timing service provided by  **TISSOT****Moto3™**

4801 m.

MOTUL GRAND PRIX OF JAPAN**Free Practice Nr. 3****Fastest Laps Sequence**

<i>Practice Time</i>	 <i>Rider</i>	<i>Nation</i>	<i>Motorcycle</i>	<i>Time</i>	<i>Km/h</i>	<i>Rider's Lap</i>
5'00.052	31 Celestino VIETTI	ITA	KTM	2'00.410	143.5	2
5'07.299	12 Marco BEZZECCHI	ITA	KTM	1'59.320	144.8	2
5'39.197	21 Fabio DI GIANNANTONI	ITA	HONDA	1'58.868	145.4	2
5'39.333	14 Tony ARBOLINO	ITA	HONDA	1'58.841	145.4	2
7'06.007	12 Marco BEZZECCHI	ITA	KTM	1'58.708	145.5	3
9'04.288	12 Marco BEZZECCHI	ITA	KTM	1'58.281	146.1	4
9'40.378	77 Vicente PEREZ	SPA	KTM	1'58.051	146.4	4
11'42.005	14 Tony ARBOLINO	ITA	HONDA	1'57.770	146.7	5
22'55.827	65 Philipp OETTL	GER	KTM	1'57.655	146.9	8
23'40.658	12 Marco BEZZECCHI	ITA	KTM	1'57.271	147.3	8
36'41.134	88 Jorge MARTIN	SPA	HONDA	1'56.911	147.8	13

These data/results cannot be reproduced, stored and/or transmitted in whole or in part by any manner of electronic, mechanical, photocopying, recording, broadcasting or otherwise now known or herein after developed without the previous express consent by the copyright owner, except for reproduction in daily press and regular printed publications on sale to the public within 60 days of the event related to those data/results and always provided that copyright symbol appears together as follows below.

© DORNA, 2018

Official MotoGP Timing by **TISSOT**
www.motogp.com

Motegi, Saturday, October 20, 2018*motogp™*