

CEV BUCKLER 2011



CAMPEONATO DE ESPAÑA DE VELOCIDAD.

12th - 13th November 2011

Laps: 18

Circuit de la C.Valenciana
Length: 4005 metros

Results

Race 125GP/Moto3

Pos.	N.	Rider	Team	Motorcycle	Nat.	Laps	Time	Best Lap	iL	Gap	Interval	Speed	Neu.	Pt.	Cat.
1	44	OLIVEIRA,Miguel	Monlau Engineering	Honda	POR	18	31:51,108	01:43,512	14			135,8	Dun	25	M3
2	28	RODRIGUEZ,Josep	Wild Wolf-Racc MS		SPA	18	31:57,038	01:43,808	14	00:05,930	00:05,930	135,38	Dun	20	GP
3	23	MARQUEZ,Alex	Catalunya Caixa Reps		SPA	18	32:05,768	01:44,684	17	00:14,660	00:08,730	134,76	Dun	16	GP
4	42	RINS,Alex	Catalunya Caixa Reps		SPA	18	32:09,034	01:44,082	10	00:17,926	00:03,266	134,54	Dun	13	GP
5	59	ANTONELLI,Niccolo	Italia Gabrielli		ITA	18	32:09,373	01:44,331	18	00:18,265	00:00,339	134,51	Dun	11	GP
6	41	BAGNAIA,Francesco	Catalunya Caixa Reps		ITA	18	32:15,843	01:44,810	9	00:24,735	00:06,470	134,06	Dun	10	GP
7	61	SISSIS,Arthur	Red Bull Ajo MS		AUS	18	32:23,462	01:45,322	17	00:32,354	00:07,619	133,54	Dun	9	GP
8	57	GRANADO,Eric	Mir Racing		BRA	18	32:28,698	01:45,856	12	00:37,590	00:05,236	133,18	Dun	8	GP
9	88	PARZIANI,Massimo	Faenza Racing		ITA	18	32:28,955	01:45,618	13	00:37,847	00:00,257	133,16	Dun	7	GP
10	98	WAYNE,Ryan	KRP/Steps Found.		GBR	18	32:29,483	01:45,344	12	00:38,375	00:00,528	133,12	Dun	6	GP
11	89	ROGERS,Fraser	KRP/ R.Steps Found.		GBR	18	32:31,950	01:45,321	12	00:40,842	00:02,467	132,96	Dun	5	GP
12	77	RYDE,Kyle	Team RS Racing	Honda	GBR	18	32:32,018	01:45,679	17	00:40,910	00:00,068	132,95	Dun	4	GP
13	25	FUJII,Kenta	CIP-TSR	Honda	JPN	18	32:32,726	01:45,563	17	00:41,618	00:00,708	132,9	Dun	3	M3
14	10	MIGNO,Andrea	AgoraR.-Curvacero		ITA	18	32:32,798	01:46,284	10	00:41,690	00:00,072	132,9	Dun	2	GP
15	94	SCHOUTEN,Bryan	Dutch Racing T.	Honda	NED	18	32:34,832	01:45,350	12	00:43,724	00:02,034	132,76	Dun	1	GP
16	9	NAVARRO,Jorge	Curvacero		SPA	18	32:35,259	01:45,251	10	00:44,151	00:00,427	132,73	Dun		GP
17	82	RAY,Bradley	SP 125	Honda	GBR	18	32:35,842	01:45,972	12	00:44,734	00:00,583	132,69	Dun		GP
18	97	VIERGE,Xavi	Racc Honda	Honda	SPA	18	32:52,931	01:46,967	10	01:01,823	00:17,089	131,54	Dun		M3
19	13	GUIVER,Rob	SP125 Racing	Honda	GBR	18	32:52,969	01:46,777	17	01:01,861	00:00,038	131,54	Dun		GP
20	75	GARCIA,Francisco	Grifull-O2 Honda	Honda	SPA	18	32:53,472	01:47,086	11	01:02,364	00:00,503	131,51	Dun		M3
21	24	GONZALEZ,Rubén	Wild Wolf-MS		SPA	18	33:09,749	01:47,557	15	01:18,641	00:16,277	130,43	Dun		GP
22	37	RODRIGUEZ,Pedro	Turismo Aragón-T. DV		SPA	18	33:09,929	01:47,977	13	01:18,821	00:00,180	130,42	Dun		GP
23	22	RUIZ,Daniel	Larresport	Honda	SPA	18	33:11,094	01:47,344	10	01:19,986	00:01,165	130,34	Dun		GP
24	95	POPOV,Miroslav	Ellegi Racing		CZE	18	33:15,260	01:48,380	5	01:24,152	00:04,166	130,07	Dun		GP
25	45	WAKEFIELD,Philipp	PWR/Sandbach Scrap M		GBR	18	33:15,384	01:48,476	12	01:24,276	00:00,124	130,06	Dun		GP
26	65	OTTL,Philipp	Team HP-Moto	KTM	GER	18	33:17,141	01:47,844	15	01:26,033	00:01,757	129,95			GP
27	91	SYUNYA,Mori	Team Nobby	Honda	JPN	18	33:17,143	01:47,892	14	01:26,035	00:00,002	129,95	Dun		GP
28	72	RAFFIN,Jesko	Team HP-Moto	KTM	SWI	18	33:21,329	01:48,504	12	01:30,221	00:04,186	129,68			GP
29	46	DANILO,Jules	FuryJunior T.	KTM	FRA	18	33:21,910	01:48,279	18	01:30,802	00:00,581	129,64	Dun		GP
30	30	BOULOM,Enzo	Eq.France Vitesse Es	Honda	FRA	18	33:38,404	01:49,154	11	01:47,296	00:16,494	128,58	Dun		GP
31	93	ARCIERO,Benedetto	Ellegi Racing		FRA	18	33:38,550	01:49,238	12	01:47,442	00:00,146	128,57	Dun		GP
32	40	CREMADES,Aitor	Team Quinto		SPA	18	33:38,884	01:49,165	16	01:47,776	00:00,334	128,55	Dun		GP
33	32	CARRASCO,Ana	Hype Energy-Gobayu.c		SPA	18	33:38,979	01:49,484	11	01:47,871	00:00,095	128,54	Dun		GP
34	55	MEDINA,Alejandro	250 4T		SPA	17	32:46,672	01:52,510	16	-1 Lap	-1 Lap	124,63	Dun		M3
35	18	RANKIN,Samuel	BRP Racing		AUS	17	32:58,543	01:53,070	11	-1 Lap	00:11,871	123,88	Dun		GP
36	33	GRANTON,Fausto	RCSport	Honda	ARG	16	33:01,475	01:56,058	16	-2 Lap	-1 Lap	116,42	Dun		GP
37	26	SAEZ,Daniel	T.JJSaez Motorrad		SPA	14	32:02,653	01:53,828	10	-4 Lap	-2 Lap	104,99	Dun		M3
Not Classified															
.	11	ARENAS,Albert	Wild Wolf-Racc MS		SPA	17	30:44,151	01:46,116	17	-1 Lap	3 Lap	132,91	Dun		GP
.	16	LEVY,Agusti	LKV-SAG	Honda	SPA	16	30:13,852	01:50,686	7	-2 Lap	-1 Lap	127,18	Dun		GP
.	58	GUEVARA,Juanfran	Teammurcia Pramac		SPA	13	25:54,190	01:45,462	10	-5 Lap	-3 Lap	120,6			GP
.	27	GIORGI,Alesandro	VFT Racing		ITA	12	22:43,479	01:50,460	4	-6 Lap	-1 Lap	126,89	Dun		GP
.	35	JUANES,Vicente	VFT Racing	Honda	SPA	4	08:32,189	01:52,129	4	-14 Lap	-8 Lap	112,6	Dun		GP

Circuit de la C.Valenciana

Final Official

Provisional Official

Length: 4005 Hour: 12:30:00

JURY:

Hour:

C.of the Course:

Hour:

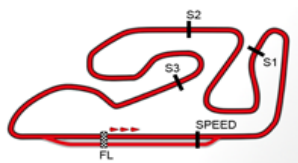
C.Timekeeper:

Hour: 13:12:36



OFICINA PERMANENTE - Pinar, 7 28006 Madrid Tel.: 91 782 02 20 www.cevbuckler.com - info@cevbuckler.com

CRONOCIRCUIT: oscar.gutierrez@circuitvalencia.com



CEV BUCKLER 2011



CAMPEONATO DE ESPAÑA DE VELOCIDAD.

12th - 13th November 2011

Laps: 18

Circuit de la C.Valenciana
Length: 4005 metros

Results

Race 125GP/Moto3

Pos.	N.	Rider	Team	Motorcycle	Nat.	Laps	Time	Best Lap	iL	Gap	Interval	Speed	Neu. Pt.	Cat.
.	17	MCPHEE, John	KRP/ R.Steps Found.		GBR	1	02:05,865	START		-17 Lap	-3 Lap	114,55	Dun	GP
		Not Started												
.	21	ORELLANA, Javier	Larresport	Honda	GBR								Dun	GP

Best Lap: Rider 44 - OLIVEIRA, Miguel - Time: 01:43,512 at 139,29 Km/h

Circuit de la C.Valenciana

Final Official

Provisional Official

Length: 4005 Hour: 12:30:00

JURY:

Hour:

C.of the Course:

Hour:

C.Timekeeper:

Hour: 13:12:40



OFICINA PERMANENTE - Pinar, 7 28006 Madrid Tel.: 91 782 02 20 www.cevbuckler.com - info@cevbuckler.com

CRONOCIRCUIT: oscar.gutierrez@circuitvalencia.com

Master Timing, Sport Timing Systems, www.mastertiming.es www.crononline.es by Eventronic www.eventronic.es 19FJAP63



LISTADO DEL PLANNING

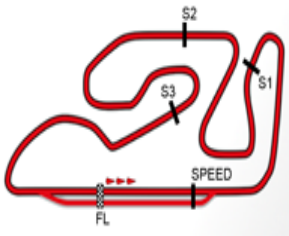
	V1	V2	V3	V4	V5	V6	V7	V8	V9	V10	V11	V12	V13	V14	V15	V16	V17	V18
44 - OLIVEIRA,Miguel	44	44	44	44	28	28	28	44	28	28	28	28	28	28	44	44	44	44
28 - RODRIGUEZ,Josep	41	41	41	28	44	44	44	28	44	44	44	44	44	44	28	28	28	28
23 - MARQUEZ,Alex	28	28	28	41	41	41	41	23	41	23	23	23	23	33	23	23	16	26
42 - RINS,Alex	10	23	23	23	23	23	23	41	23	41	41	41	55	23	42	42	23	23
59 - ANTONELLI,Niccolo	95	95	10	10	10	10	10	10	10	10	42	42	26	42	59	59	42	42
41 - BAGNAIA,Francesco	23	10	95	95	95	95	9	9	42	42	10	59	18	59	41	41	59	59
61 - SISSIS,Arthur	57	57	57	58	58	9	59	42	9	59	59	10	42	41	9	61	41	41
57 - GRANADO,Eric	59	59	9	57	9	57	95	59	59	9	9	9	41	55	33	88	61	61
88 - PARZIANI,Massimo	58	58	58	11	57	59	42	88	88	88	61	61	59	9	10	9	88	57
98 - WAYNE,Ryan	9	9	11	9	11	11	57	57	57	57	88	88	9	10	61	10	57	88
89 - ROGERS,Fraser	11	11	88	88	88	88	88	11	61	61	57	57	10	18	88	57	10	98
77 - RYDE,Kyle	88	88	59	59	59	42	11	61	11	11	11	11	61	61	55	98	98	89
25 - FUJII,Kenta	61	61	61	61	42	61	61	95	95	98	98	98	88	88	57	11	11	77
10 - MIGNO,Andrea	27	27	27	42	61	98	98	98	98	77	77	77	57	26P	98	89	9	25
94 - SCHOUTEN,Bryan	97	77	98	27	25	25	25	77	77	82	82	82	11	57	11	77	89	10
9 - NAVARRO,Jorge	77	98	25	25	98	77	77	25	25	25	25	94	98	98	89	25	77	94
82 - RAY,Bradley	17	75	75	98	77	94	94	94	94	94	94	89	77	11	77	55	25	9
97 - VIERGE,Xavi	98	25	77	75	94	82	82	82	89	89	25	89	89	89	18	94	94	82
13 - GUIVER,Rob	25	97	89	77	27	75	89	89	95	95	95	94	77	25	82	82	55	
75 - GARCIA,Francisco	75	82	42	89	75	89	75	75	97	97	97	97	82	94	94	33	55	97
24 - GONZALEZ,Rubén	22	89	82	82	82	97	97	97	75	75	75	75	25	25	82	18	18	13
37 - RODRIGUEZ,Pedro	82	94	97	94	89	27	13	13	13	13	13	13	97	82	97	75	13	75
22 - RUIZ,Daniel	94	42	94	97	97	13	27	37	58	58	58	58	75	97	75	97	97	18
95 - POPOV,Miroslav	89	45	45	45	13	37	37	45	37	37	37	37	13	75	13	13	33	33
45 - WAKEFIELD,Philip	45	24	37	13	45	45	24	58	45	22	22	22	95	13	95	95	75	24
65 - OTTL,Philipp	91	37	13	37	37	24	45	27	22	45	45	45	58	95	24	24	24	37
91 - SYUNYA,Mori	24	13	24	24	24	22	22	24	24	24	24	24	37	58P	37	37	37	22
72 - RAFFIN,Jesko	37	91	91	46	22	46	46	22	27	46	72	65	22	37	22	22	22	95
46 - DANILO,Jules	93	46	46	72	46	72	91	46	46	72	65	72	24	22	45	45	95	45
30 - BOULOM,Enzo	65	93	65	22	72	91	72	72	72	65	46	91	45	24	65	65	45	91
93 - ARCIERO,Benedetto	46	65	72	91	91	65	65	91	65	27	91	46	65	45	91	91	65	65
40 - CREMADES,Aitor	72	72	22	65	65	32	32	65	91	91	27	30	72	65	72	72	91	72
32 - CARRASCO,Ana	42	32	32	32	32	30	30	30	33	30	30	32	91	91	46	46	72	46
55 - MEDINA,Alejandro	13	30	30	30	30	93	93	32	32	32	32	93	46	72	30	30	46	30
18 - RANKIN,Samuel	55	22	93	93	93	40	16	93	30	93	93	40	30	46	32	32	30	93
33 - GRANTON,Fausto	30	16	40	40	40	16	40	16	93	40	40	27P	32	30	93	93	32	40
26 - SAEZ,Daniel	32	55	16	16	16	55	55	40	40	16	16	16	93	32	40	40	93	32
- Not Classified	18	40	55	55	55	26	26	55	16	33	33	33	40	93	16		40	
11 - ARENAS,Albert	16	26	26	26	26	18	18	26	26	55	55		16	40				
16 - LEVY,Agusti	40	18	18	18	18	33	33P	18	55	26	26			16				
58 - GUEVARA,Juanfran	26	33	33	33	33	58P		18	18	18								
27 - GIORGI,Alesandro	33	35	35	35														
35 - JUANES,Vicente	21																	
17 - MCPHEE,John	35																	
- Not Started																		
21 - ORELLANA,Javier																		

Presidente del Jurado

Director de Carrera

Cronometrador





CAMPEONATO DE ESPAÑA DE VELOCIDAD.

VUELTA A VUELTA SECTORES Race 125GP/Moto3

Table for rider 9 - NAVARRO, Jorge. Columns: V. Tiempo, Sector 1-4, V.Max, Hora. Includes lap times and sector splits.

Table for rider 10 - MIGNO, Andrea. Columns: V. Tiempo, Sector 1-4, V.Max, Hora. Includes lap times and sector splits.

Table for rider 11 - ARENAS, Albert. Columns: V. Tiempo, Sector 1-4, V.Max, Hora. Includes lap times and sector splits.

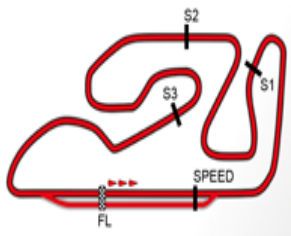
Table for rider 13 - GUIVER, Rob. Columns: V. Tiempo, Sector 1-4, V.Max, Hora. Includes lap times and sector splits.

Table for rider 16 - LEVY, Agustí. Columns: V. Tiempo, Sector 1-4, V.Max, Hora. Includes lap times and sector splits.

Table for rider 17 - MCPHEE, John. Columns: V. Tiempo, Sector 1-4, V.Max, Hora. Includes lap times and sector splits.

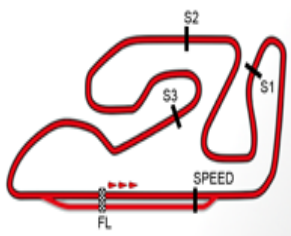
Table for rider 18 - RANKIN, Samuel. Columns: V. Tiempo, Sector 1-4, V.Max, Hora. Includes lap times and sector splits.



**CAMPEONATO DE ESPAÑA DE VELOCIDAD.****VUELTA A VUELTA SECTORES Race 125GP/Moto3**

14	01:56,556	00:26,960	00:31,715	00:27,420	<i>00:30,461</i>	205,32	13:01:16	9	01:49,670	00:26,252	00:28,962	00:24,802	00:29,654	198,17	12:50:58
15	01:55,518	00:26,900	00:30,079	00:27,569	00:30,970	<i>206,90</i>	13:03:12	10	01:48,475	00:26,088	00:28,357	00:24,524	00:29,506	194,95	12:52:46
16	01:54,295	<i>00:26,824</i>	00:30,139	00:26,258	00:31,074	202,63	13:05:06	11	01:47,760	00:25,835	00:28,078	00:24,524	00:29,323	198,17	12:54:34
17	01:54,534	00:26,886	00:30,155	00:26,444	00:31,049	201,49	13:07:00	12	01:48,178	00:25,636	00:28,052	00:24,789	00:29,701	199,26	12:56:22
21 - ORELLANA, Javier				P.Vmax: 44		T. Ideal: 00:00,000									
V. Tiempo	Sector 1	Sector 2	Sector 3	Sector 4	V.Max	Hora									
1	FIRST LAP						12:36:42								
22 - RUIZ, Daniel				P.Vmax: 22		T. Ideal: 01:47,175									
V. Tiempo	Sector 1	Sector 2	Sector 3	Sector 4	V.Max	Hora									
1	FIRST LAP	00:37,502	00:31,126	00:26,872	00:31,284	171,16	12:36:09								
2	02:01,212	00:26,665	00:29,694	00:26,731	00:31,122	207,69	12:38:10								
3	01:52,086	00:26,382	00:29,549	00:25,617	00:30,538	206,11	12:40:02								
4	01:51,252	00:26,080	00:29,295	00:25,936	00:29,941	206,90	12:41:53								
5	01:49,353	00:25,888	00:28,645	00:25,145	00:29,675	204,55	12:43:43								
6	01:48,799	00:25,756	00:28,513	00:25,058	00:29,472	203,77	12:45:31								
7	01:48,785	00:25,794	00:28,459	00:24,918	00:29,614	202,63	12:47:20								
8	01:48,279	00:25,591	00:28,246	00:24,966	00:29,476	205,71	12:49:08								
9	01:48,348	00:26,142	00:28,450	00:24,626	<i>00:29,130</i>	<i>210,53</i>	12:50:57								
10	<i>01:47,344</i>	00:25,551	<i>00:28,012</i>	<i>00:24,593</i>	00:29,188	206,50	12:52:44								
11	01:48,338	00:25,491	00:28,219	00:25,100	00:29,528	206,90	12:54:32								
12	01:48,333	00:25,787	00:28,129	00:24,862	00:29,555	207,29	12:56:21								
13	01:48,052	00:25,615	00:28,102	00:24,747	00:29,588	203,39	12:58:09								
14	01:48,044	<i>00:25,440</i>	00:28,116	00:24,733	00:29,755	204,16	12:59:57								
15	01:49,268	00:25,821	00:28,561	00:25,301	00:29,585	200,74	13:01:46								
16	01:48,381	00:25,751	00:28,321	00:24,898	00:29,411	205,32	13:03:34								
17	01:49,716	00:25,601	00:28,446	00:25,329	00:30,340	203,39	13:05:24								
18	01:48,720	00:25,857	00:28,105	00:24,812	00:29,946	200,00	13:07:13								
23 - MARQUEZ, Alex				P.Vmax: 14		T. Ideal: 01:44,386									
V. Tiempo	Sector 1	Sector 2	Sector 3	Sector 4	V.Max	Hora									
1	FIRST LAP	00:35,281	00:30,279	00:26,238	00:30,377	159,06	12:36:04								
2	01:49,706	00:26,527	00:28,378	00:25,229	00:29,572	207,29	12:37:54								
3	01:48,204	00:25,876	00:27,927	00:24,789	00:29,612	206,90	12:39:42								
4	01:48,095	00:25,629	00:27,737	00:25,429	00:29,300	205,71	12:41:30								
5	01:46,943	00:25,339	00:27,666	00:24,769	00:29,169	<i>212,60</i>	12:43:17								
6	01:46,151	00:25,666	00:27,434	00:24,358	00:28,693	205,32	12:45:03								
7	01:45,706	00:25,209	00:27,394	00:24,420	00:28,683	<i>212,60</i>	12:46:49								
8	01:45,472	00:25,339	00:27,297	<i>00:24,114</i>	00:28,722	203,01	12:48:34								
9	01:44,928	00:25,137	00:27,342	00:24,204	<i>00:28,245</i>	206,90	12:50:19								
10	01:45,052	00:25,102	00:27,245	00:24,162	00:28,543	210,53	12:52:04								
11	01:44,986	<i>00:24,886</i>	00:27,392	00:24,161	00:28,547	207,29	12:53:49								
12	01:44,938	00:25,048	00:27,373	00:24,121	00:28,396	207,29	12:55:34								
13	01:46,310	00:25,001	00:27,932	00:24,611	00:28,766	206,90	12:57:20								
14	01:45,782	00:25,034	00:27,501	00:24,437	00:28,810	206,50	12:59:06								
15	01:45,899	00:25,254	00:27,634	00:24,326	00:28,685	204,55	13:00:52								
16	01:45,287	00:25,103	00:27,529	00:24,259	00:28,396	205,32	13:02:37								
17	<i>01:44,684</i>	00:24,967	<i>00:27,141</i>	00:24,184	00:28,392	206,11	13:04:22								
18	01:45,450	00:25,065	00:27,404	00:24,304	00:28,677	206,50	13:06:08								
24 - GONZALEZ, Rubén				P.Vmax: 38		T. Ideal: 01:47,075									
V. Tiempo	Sector 1	Sector 2	Sector 3	Sector 4	V.Max	Hora									
1	FIRST LAP	00:38,809	00:32,243	00:27,594	00:31,306	170,89	12:36:12								
2	01:53,346	00:27,195	00:29,741	00:25,707	00:30,703	199,26	12:38:05								
3	01:53,160	00:27,260	00:29,451	00:25,973	00:30,476	196,36	12:39:58								
4	01:50,309	00:26,439	00:28,851	00:25,101	00:29,918	<i>200,37</i>	12:41:49								
5	01:49,700	00:26,284	00:28,588	00:24,988	00:29,840	200,00	12:43:38								
6	01:49,313	00:26,293	00:28,616	00:24,699	00:29,705	199,26	12:45:28								
7	01:49,008	00:26,344	00:28,248	00:24,819	00:29,597	199,26	12:47:17								
8	01:51,341	00:26,466	00:29,083	00:25,045	00:30,747	197,44	12:49:08								
25 - FUJII, Kenta				P.Vmax: 14		T. Ideal: 01:45,270									
V. Tiempo	Sector 1	Sector 2	Sector 3	Sector 4	V.Max	Hora									
1	FIRST LAP	00:37,250	00:30,911	00:26,879	00:31,298	168,22	12:36:08								
2	01:52,154	00:26,730	00:29,240	00:25,828	00:30,356	211,35	12:38:00								
3	01:50,532	00:25,973	00:28,581	00:25,847	00:30,131	212,18	12:39:51								
4	01:49,829	00:25,999	00:28,616	00:25,562	00:29,652	208,90	12:41:41								
5	01:48,868	00:25,438	00:28,156	00:25,036	00:30,238	211,76	12:43:30								
6	01:48,042	00:25,810	00:27,889	00:24,772	00:29,571	205,32	12:45:18								
7	01:47,217	00:25,444	00:27,831	00:24,678	00:29,264	209,71	12:47:05								
8	01:47,344	00:25,568	00:27,738	00:24,627	00:29,411	209,30	12:48:52								
9	01:46,266	00:25,259	00:27,616	00:24,317	00:29,074	208,09	12:50:38								
10	01:46,782	00:25,271	00:28,335	00:24,434	00:28,742	<i>212,60</i>	12:52:25								
11	01:46,499	<i>00:25,026</i>	00:27,851	00:24,610	00:29,012	<i>212,60</i>	12:54:12								
12	01:46,161	00:25,437	00:27,617	00:24,255	00:28,852	212,18	12:55:58								
13	01:46,451	00:25,227	00:27,836	00:24,570	00:28,818	211,76	12:57:44								
14	01:45,710	00:25,194	00:27,620	00:24,282	<i>00:28,614</i>	210,12	12:59:30								
15	01:45,998	00:25,298	00:27,645	00:24,188	00:28,867	204,93	13:01:16								
16	01:45,923	00:25,332	00:27,609	<i>00:24,128</i>	00:28,854	207,69	13:03:02								
17	<i>01:45,563</i>	00:25,124	<i>00:27,502</i>	00:24,273	00:28,664	211,76	13:04:48								
18	01:47,049	00:25,283	00:27,829	00:24,507	00:29,430	211,35	13:06:35								
26 - SAEZ, Daniel				P.Vmax: 40		T. Ideal: 01:53,620									
V. Tiempo	Sector 1	Sector 2	Sector 3	Sector 4	V.Max	Hora									
1	FIRST LAP	00:39,971	00:33,527	00:28,108	00:32,505	170,62	12:36:16								
2	01:57,947	00:28,070	00:30,703	00:27,339	00:31,835	<i>196,01</i>	12:38:14								
3	01:57,142	00:27,928	00:30,777	00:27,148	00:31,289	191,15	12:40:11								
4	01:54,962	00:27,603	00:30,023	00:26,365	00:30,971	189,81	12:42:06								
5	01:55,405	00:27,491	00:29,853	00:26,529	00:31,532	189,47	12:44:01								
6	01:55,390	00:27,649	00:30,003	00:26,242	00:31,496	184,93	12:45:57								
7	01:54,839	00:27,491	00:29,775	00:26,428	00:31,145	188,81	12:47:52								
8	01:55,037	00:27,545	00:29,805	00:26,477	00:31,210	187,83	12:49:47								
9	01:53,937	00:27,340	00:29,717	00:26,039	<i>00:30,841</i>	188,48	12:51:41								
10	<i>01:53,828</i>	<i>00:27,306</i>	<i>00:29,486</i>	00:26,129	00:30,907	184,62	12:53:34								
11	01:54,087	00:27,554	00:29,659	<i>00:25,987</i>	00:30,887	184,62	12:55:29								
12	01:55,099	00:27,799	00:30,288	00:26,126	00:30,886	187,18	12:57:24								
13	PIT	00:27,694	00:30,366	00:26,370	00:35,594	187,18	12:59:24								
14	06:40,845	05:09,508	00:32,216	00:27,654	00:31,467		13:06:04								
27 - GIORGI, Alessandro				P.Vmax: 25		T. Ideal: 01:50,224									
V. Tiempo	Sector 1	Sector 2	Sector 3	Sector 4	V.Max	Hora									
1	FIRST LAP	00:36,414	00:30,894	00:26,723	00:31,154	161,19	12:36:07								
2	01:52,371	00:26,603	00:29,242	00:25,927	00:30,599	<i>209,71</i>	12:37:59								
3	01:50,634	00:26,195	00:29,064	00:25,314	00:30,061	207,29	12:39:50								
4	<i>01:50,460</i>	00:26,269	<i>00:29,047</i>	<i>00:25,233</i>	00:29,911	207,69	12:41:40								
5	01:50,710	00:26,379	00:29,137	00:25,376	<i>00:29,818</i>	205,71	12:43:31								
6	01:51,552	<i>00:26,126</i>	00:29,648	00:25,386	00:30,392	207,29	12:45:23								
7	01:52,440	00:26,494	00:29,116	00:25,611	00:31,219	207,69	12:47:15								
8	01:52,128	00:26,977	00:29,261	00:25,492	00:30,398	203,01	12:49:07								
9	01:51,932	00:26,533	00:29,355	00:25,557	00:30,487	207,69	12:50:59								
10	01:53,904	00:27,010	00:29,855	00:25,912	00:31,127	204,55	12:52:53								

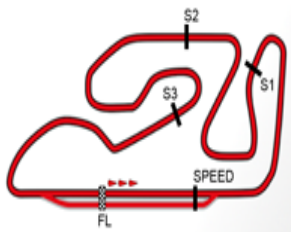




CAMPEONATO DE ESPAÑA DE VELOCIDAD.

VUELTA A VUELTA SECTORES Race 125GP/Moto3

11	01:53,806	00:26,850	00:29,916	00:25,967	00:31,073	207,29	12:54:47	15	01:50,131	00:26,018	00:29,121	00:25,499	00:29,493	210,53	13:02:08
12	PIT	00:27,016	00:29,981	00:26,446	00:34,914	203,01	12:56:45	16	01:50,924	00:26,200	00:29,163	00:26,113	00:29,448	211,76	13:03:59
28 - RODRIGUEZ, Josep P.Vmax: 1 T. Ideal: 01:43,504								33 - GRANTON, Fausto P.Vmax: 39 T. Ideal: 01:56,054							
V. Tiempo	Sector 1	Sector 2	Sector 3	Sector 4	V.Max	Hora		V. Tiempo	Sector 1	Sector 2	Sector 3	Sector 4	V.Max	Hora	
1	FIRST LAP	00:34,673	00:30,158	00:25,791	00:30,259	161,44	12:36:03	1	FIRST LAP	00:40,779	00:33,209	00:27,945	00:32,622	171,43	12:36:16
2	01:49,594	00:26,007	00:28,683	00:25,145	00:29,759	216,87	12:37:52	2	02:01,130	00:28,613	00:31,756	00:28,105	00:32,656	196,36	12:38:18
3	01:48,582	00:25,750	00:28,319	00:25,057	00:29,456	216,00	12:39:41	3	01:59,653	00:28,683	00:31,438	00:27,483	00:32,049	192,17	12:40:17
4	01:48,654	00:25,576	00:28,340	00:25,662	00:29,076	215,57	12:41:30	4	01:59,498	00:28,213	00:31,411	00:27,651	00:32,223	190,14	12:42:17
5	01:46,839	00:25,145	00:27,826	00:24,823	00:29,045	217,74	12:43:16	5	01:58,279	00:28,071	00:31,200	00:27,402	00:31,606	189,14	12:44:15
6	01:46,168	00:25,241	00:27,617	00:24,569	00:28,741	212,18	12:45:03	6	01:59,498	00:27,990	00:31,291	00:27,487	00:32,730	188,81	12:46:14
7	01:45,564	00:24,996	00:27,597	00:24,482	00:28,489	214,71	12:46:48	7	PIT	00:28,231	00:31,204	00:27,472	00:37,162	187,50	12:48:19
8	01:45,353	00:24,796	00:27,819	00:24,280	00:28,458	215,14	12:48:33	8	02:50,091	01:16,619	00:31,598	00:29,997	00:31,877		12:51:09
9	01:44,399	00:24,795	00:27,416	00:24,110	00:28,078	216,43	12:50:18	9	02:01,086	00:28,908	00:32,962	00:27,248	00:31,968	192,86	12:53:10
10	01:43,871	00:24,572	00:27,265	00:24,052	00:27,982	217,30	12:52:02	10	01:58,723	00:28,037	00:31,319	00:27,269	00:32,098	192,51	12:55:08
11	01:43,882	00:24,512	00:27,252	00:24,061	00:28,057	216,00	12:53:46	11	01:58,148	00:27,714	00:31,125	00:27,160	00:32,149	189,47	12:57:07
12	01:44,105	00:24,576	00:27,287	00:24,283	00:27,959	216,00	12:55:30	12	01:59,336	00:27,756	00:32,084	00:27,637	00:31,859	189,81	12:59:06
13	01:44,487	00:25,133	00:27,489	00:23,946	00:27,919	217,30	12:57:14	13	02:01,468	00:28,846	00:32,576	00:27,202	00:32,844	182,74	13:01:07
14	01:43,808	00:24,620	00:27,326	00:23,821	00:28,041	215,57	12:58:58	14	02:02,632	00:29,036	00:34,888	00:27,043	00:31,665	191,83	13:03:10
15	01:45,255	00:24,693	00:28,147	00:24,111	00:28,304	216,00	13:00:43	15	01:57,251	00:27,522	00:31,456	00:26,834	00:31,439	190,48	13:05:07
16	01:44,853	00:24,581	00:27,422	00:24,333	00:28,517	217,74	13:02:28	16	01:56,058	00:27,306	00:30,647	00:26,838	00:31,267	191,83	13:07:03
17	01:45,264	00:25,056	00:27,549	00:24,174	00:28,485	216,87	13:04:13	35 - JUANES, Vicente P.Vmax: 42 T. Ideal: 01:51,898							
18	01:45,479	00:24,977	00:27,577	00:24,220	00:28,705	216,00	13:05:59	V. Tiempo	Sector 1	Sector 2	Sector 3	Sector 4	V.Max	Hora	
30 - BOULOM, Enzo P.Vmax: 34 T. Ideal: 01:48,694								1	FIRST LAP	01:22,070	00:32,606	00:27,314	00:31,740		12:36:56
V. Tiempo	Sector 1	Sector 2	Sector 3	Sector 4	V.Max	Hora		2	01:54,015	00:27,202	00:29,863	00:25,956	00:30,994	188,15	12:38:50
1	FIRST LAP	00:38,721	00:32,828	00:28,702	00:31,929	164,63	12:36:14	3	01:52,315	00:26,682	00:29,282	00:25,717	00:30,634	187,18	12:40:42
2	01:55,755	00:27,465	00:30,292	00:26,957	00:31,041	204,16	12:38:10	4	01:52,129	00:26,651	00:29,513	00:25,380	00:30,585	190,14	12:42:34
3	01:54,036	00:26,665	00:30,139	00:26,575	00:30,657	199,63	12:40:04	37 - RODRIGUEZ, Pedro P.Vmax: 3 T. Ideal: 01:47,367							
4	01:52,475	00:26,548	00:29,578	00:25,879	00:30,470	197,80	12:41:56	V. Tiempo	Sector 1	Sector 2	Sector 3	Sector 4	V.Max	Hora	
5	01:51,059	00:26,267	00:29,034	00:25,640	00:30,118	198,53	12:43:47	1	FIRST LAP	00:38,161	00:32,704	00:27,899	00:31,661	172,80	12:36:12
6	01:50,947	00:26,172	00:28,588	00:25,870	00:30,317	197,80	12:45:38	2	01:53,211	00:27,176	00:29,667	00:26,196	00:30,172	214,29	12:38:05
7	01:50,068	00:26,131	00:28,600	00:25,472	00:29,865	198,17	12:47:28	3	01:52,216	00:26,557	00:29,622	00:25,916	00:30,121	215,57	12:39:58
8	01:49,610	00:25,857	00:28,728	00:25,372	00:29,653	198,53	12:49:18	4	01:50,403	00:26,275	00:28,880	00:25,545	00:29,703	211,76	12:41:48
9	01:51,484	00:26,013	00:28,547	00:26,988	00:29,936	197,08	12:51:09	5	01:49,297	00:26,033	00:28,622	00:25,220	00:29,422	214,29	12:43:37
10	01:49,442	00:26,053	00:28,470	00:25,185	00:29,734	200,37	12:52:59	6	01:49,399	00:26,038	00:28,473	00:25,242	00:29,646	215,57	12:45:27
11	01:49,154	00:26,053	00:28,443	00:25,187	00:29,471	196,72	12:54:48	7	01:48,744	00:25,930	00:28,355	00:25,227	00:29,232	213,02	12:47:16
12	01:50,359	00:26,038	00:28,961	00:25,417	00:29,943	197,44	12:56:38	8	01:50,092	00:26,394	00:28,686	00:25,202	00:29,810	216,43	12:49:06
13	01:49,925	00:26,395	00:28,480	00:25,321	00:29,729	193,55	12:58:28	9	01:50,019	00:26,439	00:28,353	00:25,246	00:29,981	212,18	12:50:56
14	01:49,816	00:26,022	00:28,696	00:25,236	00:29,862	195,30	13:00:18	10	01:47,989	00:25,715	00:28,180	00:24,781	00:29,313	216,43	12:52:44
15	01:49,890	00:26,118	00:28,999	00:25,217	00:29,556	195,65	13:02:08	11	01:48,507	00:25,602	00:28,335	00:25,194	00:29,376	213,44	12:54:32
16	01:51,170	00:26,644	00:29,080	00:25,869	00:29,577	195,30	13:03:59	12	01:48,600	00:25,954	00:28,353	00:25,037	00:29,256	211,76	12:56:21
17	01:50,751	00:26,250	00:28,825	00:25,340	00:30,336	194,95	13:05:50	13	01:47,977	00:25,779	00:28,219	00:24,896	00:29,083	212,18	12:58:09
18	01:50,283	00:27,080	00:28,553	00:24,923	00:29,727	194,24	13:07:40	14	01:48,074	00:25,671	00:28,166	00:24,917	00:29,320	211,76	12:59:57
32 - CARRASCO, Ana P.Vmax: 5 T. Ideal: 01:49,043								15	01:48,929	00:25,710	00:28,508	00:25,362	00:29,349	211,76	13:01:46
V. Tiempo	Sector 1	Sector 2	Sector 3	Sector 4	V.Max	Hora		16	01:48,335	00:25,566	00:28,437	00:25,076	00:29,256	215,57	13:03:34
1	FIRST LAP	00:38,823	00:33,343	00:28,629	00:31,456	171,16	12:36:14	17	01:49,643	00:25,622	00:28,567	00:25,358	00:30,096	214,29	13:05:24
2	01:54,557	00:27,147	00:30,133	00:26,701	00:30,576	214,29	12:38:09	18	01:48,069	00:25,912	00:28,095	00:25,137	00:28,925	213,02	13:07:12
3	01:54,612	00:27,182	00:30,520	00:26,636	00:30,274	212,60	12:40:03	40 - CREMADES, Aitor P.Vmax: 32 T. Ideal: 01:48,735							
4	01:52,418	00:26,824	00:29,420	00:26,156	00:30,018	212,18	12:41:56	V. Tiempo	Sector 1	Sector 2	Sector 3	Sector 4	V.Max	Hora	
5	01:51,074	00:26,350	00:29,067	00:25,861	00:29,796	213,02	12:43:47	1	FIRST LAP	00:39,749	00:33,248	00:28,110	00:32,433	174,19	12:36:15
6	01:51,002	00:26,010	00:29,057	00:25,942	00:29,993	212,60	12:45:38	2	01:56,689	00:27,573	00:30,002	00:27,333	00:31,781	204,93	12:38:12
7	01:50,115	00:26,143	00:28,757	00:25,645	00:29,570	212,18	12:47:28	3	01:53,582	00:26,723	00:29,173	00:25,854	00:31,832	200,74	12:40:06
8	01:50,624	00:25,998	00:29,149	00:25,775	00:29,702	212,60	12:49:18	4	01:52,094	00:26,471	00:29,245	00:25,740	00:30,638	199,63	12:41:58
9	01:50,462	00:26,019	00:28,627	00:26,073	00:29,743	215,14	12:51:09	5	01:52,120	00:26,778	00:29,271	00:25,449	00:30,622	201,12	12:43:50
10	01:50,447	00:25,887	00:29,219	00:25,716	00:29,625	213,86	12:52:59	6	01:51,896	00:26,263	00:29,412	00:25,475	00:30,746	202,63	12:45:42
11	01:49,484	00:25,956	00:28,590	00:25,506	00:29,432	213,44	12:54:49	7	01:51,157	00:26,526	00:29,018	00:25,332	00:30,281	202,63	12:47:33
12	01:49,897	00:25,790	00:29,030	00:25,525	00:29,552	215,14	12:56:39								
13	01:49,914	00:26,150	00:28,776	00:25,444	00:29,544	213,44	12:58:29								
14	01:49,530	00:26,212	00:28,583	00:25,305	00:29,430	203,39	13:00:18								



Circuit de la C.Valenciana

CAMPEONATO DE ESPAÑA DE VELOCIDAD.

VUELTA A VUELTA SECTORES Race 125GP/Moto3

Table with 12 columns (Driver, Time, Sector 1-4, V.Max, Hora) listing race results for various drivers.

41 - BAGNAIA,Francesco P.Vmax: 17 T. Ideal: 01:44,552

Table with 7 columns (V. Tiempo, Sector 1-4, V.Max, Hora) showing detailed lap times for driver 41.

42 - RINS,Alex P.Vmax: 17 T. Ideal: 01:43,935

Table with 7 columns (V. Tiempo, Sector 1-4, V.Max, Hora) showing detailed lap times for driver 42.

44 - OLIVEIRA,Miguel P.Vmax: 25 T. Ideal: 01:43,136

Table with 7 columns (V. Tiempo, Sector 1-4, V.Max, Hora) showing detailed lap times for driver 44.

45 - WAKEFIELD,Philip P.Vmax: 37 T. Ideal: 01:48,155

Table with 7 columns (V. Tiempo, Sector 1-4, V.Max, Hora) showing detailed lap times for driver 45.

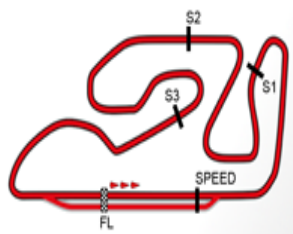
46 - DANILO,Jules P.Vmax: 27 T. Ideal: 01:48,114

Table with 7 columns (V. Tiempo, Sector 1-4, V.Max, Hora) showing detailed lap times for driver 46.

55 - MEDINA,Alejandro P.Vmax: 41 T. Ideal: 01:52,497

Table with 7 columns (V. Tiempo, Sector 1-4, V.Max, Hora) showing detailed lap times for driver 55.





CAMPEONATO DE ESPAÑA DE VELOCIDAD.

VUELTA A VUELTA SECTORES Race 125GP/Moto3

Table with 17 rows and 14 columns of lap times for various riders.

57 - GRANADO, Eric P.Vmax: 23 T. Ideal: 01:45,764

Table with 18 rows and 7 columns showing sector times and total time for rider 57.

58 - GUEVARA, Juanfran P.Vmax: 20 T. Ideal: 01:45,393

Table with 13 rows and 7 columns showing sector times and total time for rider 58.

59 - ANTONELLI, Niccolo P.Vmax: 2 T. Ideal: 01:44,092

Table with 7 rows and 7 columns showing sector times and total time for rider 59.

61 - SISSIS, Arthur P.Vmax: 7 T. Ideal: 01:44,960

Table with 18 rows and 7 columns showing sector times and total time for rider 61.

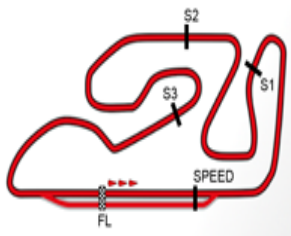
65 - OTTL, Philipp P.Vmax: 13 T. Ideal: 01:47,716

Table with 18 rows and 7 columns showing sector times and total time for rider 65.

72 - RAFFIN, Jesko P.Vmax: 28 T. Ideal: 01:48,326

Table with 5 rows and 7 columns showing sector times and total time for rider 72.





Circuit de la C.Valenciana

CAMPEONATO DE ESPAÑA DE VELOCIDAD.

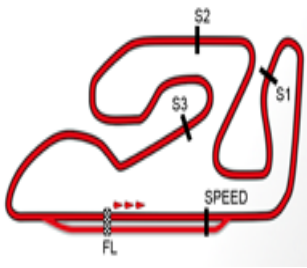
VUELTA A VUELTA SECTORES Race 125GP/Moto3

17	01:45,868	00:25,105	00:27,530	00:24,534	<i>00:28,699</i>	206,50	13:04:46
18	01:45,738	00:25,210	00:27,386	00:24,312	00:28,830	211,76	13:06:31



OFICINA PERMANENTE - Pinar, 7 28006 Madrid Tel.: 91 782 02 20 www.cevbuckler.com - info@cevbuckler.com

CRONOCIRCUIT: oscar.gutierrez@circuitvalencia.com



Circuit de la C.Valenciana

CAMPEONATO DE ESPAÑA DE VELOCIDAD.
ANALISIS PIT Race 125GP/Moto3

26 SAEZ,Daniel			
Team T.JJSaez Motorrad			
Time IN	Time OUT	GAP	Lap
12:59:24,134	13:04:08,481	00:04:44,347	13
Num. P. 1		Total in PIT: 00:04:44,347	
27 GIORGI,Alesandro			
Team VFT Racing			
Time IN	Time OUT	GAP	Lap
12:56:45,805	...		12
Num. P. 1		Total in PIT:	
33 GRANTON,Fausto			
Team RCSport			
Time IN	Time OUT	GAP	Lap
12:48:19,008	12:49:06,042	00:00:47,034	7
Num. P. 1		Total in PIT: 00:00:47,034	
58 GUEVARA,Juanfran			
Team Teammurcia Pramac			
Time IN	Time OUT	GAP	Lap
12:46:18,544	12:47:18,928	00:01:00,384	6
12:59:56,516	...		13
Num. P. 2		Total in PIT: 00:01:00,384	



OFICINA PERMANENTE - Pinar, 7 28006 Madrid Tel.: 91 782 02 20 www.cevbuckler.com - info@cevbuckler.com

CRONOCIRCUIT: oscar.gutierrez@circuitvalencia.com