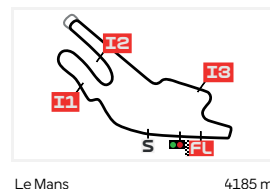


## CLASSIFICATION

### MICHELIN GRAND PRIX OF FRANCE

#### FREE PRACTICE NR. 2



#	Rider	Nation	Team	Motorcycle	Time	Lap Total	Gap	T. Speed
1	31 <b>Adrian FERNANDEZ</b>	SPA	Leopard Racing	HONDA	<b>1'40.255</b>	13 15		<b>222.0</b>
2	83 <b>Alvaro CARPE</b>	SPA	Red Bull KTM Ajo	KTM	<b>1'40.507</b>	14 15	0.252 0.252	<b>222.5</b>
3	11 <b>Adrian CRUCES</b>	SPA	CIP Green Power	KTM	<b>1'40.534</b>	11 15	0.279 0.027	<b>223.5</b>
4	51 <b>Brian URIARTE</b>	SPA	Red Bull KTM Ajo	KTM	<b>1'40.580</b>	15 15	0.325 0.046	<b>222.5</b>
5	73 <b>Valentin PERRONE</b>	ARG	Red Bull KTM Tech3	KTM	<b>1'40.623</b>	10 17	0.368 0.043	<b>226.1</b>
6	28 <b>Maximo QUILES</b>	SPA	CFMOTO Gaviota Aspar Team	KTM	<b>1'40.673</b>	18 18	0.418 0.050	<b>224.0</b>
7	94 <b>Guido PINI</b>	ITA	Leopard Racing	HONDA	<b>1'40.697</b>	14 15	0.442 0.024	<b>225.1</b>
8	22 <b>David ALMANSA</b>	SPA	Liqui Moly Dynavolt Intact GP	KTM	<b>1'40.739</b>	11 12	0.484 0.042	<b>226.1</b>
9	78 <b>Joel ESTEBAN</b>	SPA	LEVEL UP - MTA	KTM	<b>1'40.741</b>	14 16	0.486 0.002	<b>224.0</b>
10	64 <b>David MUÑOZ</b>	SPA	Liqui Moly Dynavolt Intact GP	KTM	<b>1'40.821</b>	9 13	0.566 0.080	<b>225.6</b>
11	97 <b>Marco MORELLI</b>	ARG	CFMOTO Gaviota Aspar Team	KTM	<b>1'40.825</b>	8 18	0.570 0.004	<b>220.1</b>
12	66 <b>Joel KELSO</b>	AUS	GRYD - MLav Racing	HONDA	<b>1'40.877</b>	7 18	0.622 0.052	<b>222.0</b>
13	18 <b>Matteo BERTELLE</b>	ITA	LEVEL UP - MTA	KTM	<b>1'41.052</b>	13 16	0.797 0.175	<b>222.0</b>
14	19 <b>Scott OGDEN</b>	GBR	CIP Green Power	KTM	<b>1'41.094</b>	14 17	0.839 0.042	<b>223.0</b>
15	14 <b>Cormac BUCHANAN</b>	NZE	CODE Motorsports	KTM	<b>1'41.238</b>	13 14	0.983 0.144	<b>221.6</b>
16	10 <b>Nicola CARRARO</b>	ITA	Rivacold Snipers Team	HONDA	<b>1'41.308</b>	10 14	1.053 0.070	<b>222.5</b>
17	27 <b>Rico SALMELA</b>	FIN	Red Bull KTM Tech3	KTM	<b>1'41.312</b>	10 13	1.057 0.004	<b>225.1</b>
18	21 <b>Ruche MOODLEY</b>	RSA	CODE Motorsports	KTM	<b>1'41.357</b>	7 17	1.102 0.045	<b>226.1</b>
19	8 <b>Eddie O'SHEA</b>	GBR	GRYD - MLav Racing	HONDA	<b>1'41.419</b>	12 13	1.164 0.062	<b>224.0</b>
20	9 <b>Veda PRATAMA</b>	INA	Honda Team Asia	HONDA	<b>1'41.476</b>	14 18	1.221 0.057	<b>220.1</b>
21	67 <b>Casey O'GORMAN</b>	IRL	SIC58 Squadra Corse	HONDA	<b>1'41.559</b>	8 11	1.304 0.083	<b>222.5</b>
22	13 <b>Hakim DANISH</b>	MAL	AEON Credit - MT Helmets - MSI	KTM	<b>1'41.638</b>	8 14	1.383 0.079	<b>225.1</b>
23	6 <b>Ryusei YAMANAKA</b>	JPN	AEON Credit - MT Helmets - MSI	KTM	<b>1'41.798</b>	12 17	1.543 0.160	<b>224.5</b>
24	5 <b>Leo RAMMERSTORFER</b>	AUT	SIC58 Squadra Corse	HONDA	<b>1'42.228</b>	14 14	1.973 0.430	<b>219.6</b>
25	32 <b>Zen MITANI</b>	JPN	Honda Team Asia	HONDA	<b>1'42.236</b>	13 15	1.981 0.008	<b>221.1</b>
26	54 <b>Jesus RIOS</b>	SPA	Rivacold Snipers Team	HONDA	<b>1'43.252</b>	3 3	2.997 1.016	<b>219.1</b>

Practice condition: **Dry**

Air: 14°

Humidity: 70%

Ground: 12°

<b>Fastest Lap:</b>	Lap: 13	<b>Adrian FERNANDEZ</b>	<b>1'40.255</b>	150.2 Km/h
<b>Best Race Lap:</b>	2025	<b>Alvaro CARPE</b>	<b>1'40.838</b>	149.4 Km/h
<b>All-Time Lap Record:</b>	2025	<b>Joel KELSO</b>	<b>1'39.885</b>	150.8 Km/h

The results are provisional until the end of the limit for protest and appeals.

Time limit for protest expires 60' after publication of the results - ..... Time: **09:25**

These data/results cannot be reproduced, stored and/or transmitted in whole or in part by any manner of electronic, mechanical, photocopying, recording, broadcasting or otherwise now known or herein after developed without the previous express consent by the copyright owner, except for reproduction in daily press and regular printed publications on sale to the public within 60 days of the event related to those data/results and always provided that copyright symbol appears together as follows below.

© MotoGP Sports Entertainment Group, 2026

Official MotoGP Timing by **TISSOT**

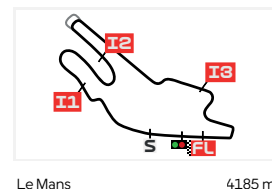
www.motogp.com

Le Mans, Saturday, May 9, 2026

# COMBINED PRACTICE TIMES

## MICHELIN GRAND PRIX OF FRANCE

### FREE PRACTICE NR. 2



#	Rider	Nation	Team	Motorcycle	FP1	FP2	Gap
1	31 A.FERNANDEZ	SPA	Leopard Racing	HONDA	1'41.547 15	<b>1'40.255</b> 13	
2	83 A.CARPE	SPA	Red Bull KTM Ajo	KTM	1'41.252 15	<b>1'40.507</b> 14	0.252 0.252
3	11 A.CRUCES	SPA	CIP Green Power	KTM	1'41.923 15	<b>1'40.534</b> 11	0.279 0.027
4	51 B.URIARTE	SPA	Red Bull KTM Ajo	KTM	1'41.791 15	<b>1'40.580</b> 15	0.325 0.046
5	73 V.PERRONE	ARG	Red Bull KTM Tech3	KTM	1'42.020 17	<b>1'40.623</b> 10	0.368 0.043
6	28 M.QUILES	SPA	CFMOTO Gaviota Aspar Team	KTM	1'41.752 14	<b>1'40.673</b> 18	0.418 0.050
7	94 G.PINI	ITA	Leopard Racing	HONDA	1'42.049 16	<b>1'40.697</b> 14	0.442 0.024
8	22 D.ALMANSA	SPA	Liqui Moly Dynavolt Intact GP	KTM	1'41.311 15	<b>1'40.739</b> 11	0.484 0.042
9	78 J.ESTEBAN	SPA	LEVEL UP - MTA	KTM	1'42.011 16	<b>1'40.741</b> 14	0.486 0.002
10	64 D.MUÑOZ	SPA	Liqui Moly Dynavolt Intact GP	KTM	1'41.587 13	<b>1'40.821</b> 9	0.566 0.080
11	97 M.MORELLI	ARG	CFMOTO Gaviota Aspar Team	KTM	1'41.770 17	<b>1'40.825</b> 8	0.570 0.004
12	66 J.KELSO	AUS	GRYD - MLav Racing	HONDA	1'41.615 14	<b>1'40.877</b> 7	0.622 0.052
13	18 M.BERTELLE	ITA	LEVEL UP - MTA	KTM	1'41.591 16	<b>1'41.052</b> 13	0.797 0.175
14	19 S.OGDEN	GBR	CIP Green Power	KTM	1'41.893 16	<b>1'41.094</b> 14	0.839 0.042
15	14 C.BUCHANAN	NZE	CODE Motorsports	KTM	1'42.529 16	<b>1'41.238</b> 13	0.983 0.144
16	10 N.CARRARO	ITA	Rivacold Snipers Team	HONDA	1'42.930 15	<b>1'41.308</b> 10	1.053 0.070
17	27 R.SALMELA	FIN	Red Bull KTM Tech3	KTM	1'42.337 14	<b>1'41.312</b> 10	1.057 0.004
18	21 R.MOODLEY	RSA	CODE Motorsports	KTM	1'42.755 15	<b>1'41.357</b> 7	1.102 0.045
19	8 E.O'SHEA	GBR	GRYD - MLav Racing	HONDA	1'42.592 14	<b>1'41.419</b> 12	1.164 0.062
20	9 V.PRATAMA	INA	Honda Team Asia	HONDA	1'41.887 13	<b>1'41.476</b> 14	1.221 0.057
21	67 C.O'GORMAN	IRL	SIC58 Squadra Corse	HONDA	1'41.976 18	<b>1'41.559</b> 8	1.304 0.083
22	13 H.DANISH	MAL	AEON Credit - MT Helmets - MSI	KTM	1'41.723 16	<b>1'41.638</b> 8	1.383 0.079
23	6 R.YAMANAKA	JPN	AEON Credit - MT Helmets - MSI	KTM	1'42.528 16	<b>1'41.798</b> 12	1.543 0.160
24	5 L.RAMMERSTORFE	AUT	SIC58 Squadra Corse	HONDA	1'43.488 16	<b>1'42.228</b> 14	1.973 0.430
25	32 Z.MITANI	JPN	Honda Team Asia	HONDA	1'43.509 13	<b>1'42.236</b> 13	1.981 0.008
26	54 J.RIOS	SPA	Rivacold Snipers Team	HONDA	<b>1'43.192</b> 11	1'43.252 3	2.937 0.956

<b>Pole Position Record:</b>	2025	<b>Maximo QUILES</b>	<b>1'39.947</b>	150.7 Km/h
<b>Best Race Lap:</b>	2025	<b>Alvaro CARPE</b>	<b>1'40.838</b>	149.4 Km/h
<b>All Time Lap Record:</b>	2025	<b>Joel KELSO</b>	<b>1'39.885</b>	150.8 Km/h

The results are provisional until the end of the limit for protest and appeals.

Time limit for protest expires 60' after publication of the results - ..... **Jean-Marc DELETANG** ..... Time: **09:25** .....

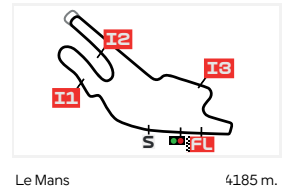
These data/results cannot be reproduced, stored and/or transmitted in whole or in part by any manner of electronic, mechanical, photocopying, recording, broadcasting or otherwise now known or herein after developed without the previous express consent by the copyright owner, except for reproduction in daily press and regular printed publications on sale to the public within 60 days of the event related to those data/results and always provided that copyright symbol appears together as follows below.

© MotoGP Sports Entertainment Group, 2026

Official MotoGP Timing by

www.motogp.com

Le Mans, Saturday, May 9, 2026



# TOP SPEED & AVERAGE

## MICHELIN GRAND PRIX OF FRANCE

### FREE PRACTICE NR. 2

#	Rider	Nation	Motorcycle	Top 5 speeds					Average	Top
21	Ruche MOODLEY	RSA	KTM	226.1	224.5	224.5	223.5	223.0	224.3	<b>226.1</b>
22	David ALMANSA	SPA	KTM	224.5	223.5	223.5	222.5	222.0	223.2	<b>226.1</b>
73	Valentin PERRONE	ARG	KTM	226.1	223.0	222.0	221.6	221.6	222.9	<b>226.1</b>
64	David MUÑOZ	SPA	KTM	225.6	225.1	222.5	222.0	222.0	223.2	<b>225.6</b>
13	Hakim DANISH	MAL	KTM	225.1	223.5	222.5	222.0	222.0	222.9	<b>225.1</b>
27	Rico SALMELA	FIN	KTM	225.1	225.1	223.5	223.5	222.5	223.9	<b>225.1</b>
94	Guido PINI	ITA	HONDA	225.1	225.1	225.1	224.5	223.0	224.3	<b>225.1</b>
6	Ryusei YAMANAKA	JPN	KTM	224.5	224.0	223.5	223.5	223.5	223.8	<b>224.5</b>
8	Eddie O'SHEA	GBR	HONDA	224.0	223.0	222.5	221.6	220.1	221.9	<b>224.0</b>
28	Maximo QUILES	SPA	KTM	224.0	222.5	222.5	222.0	222.0	222.6	<b>224.0</b>
78	Joel ESTEBAN	SPA	KTM	224.0	223.0	222.5	222.0	222.0	222.7	<b>224.0</b>
11	Adrian CRUCES	SPA	KTM	223.5	223.0	222.0	221.6	221.1	222.2	<b>223.5</b>
19	Scott OGDEN	GBR	KTM	223.0	222.0	222.0	221.6	221.1	221.9	<b>223.0</b>
10	Nicola CARRARO	ITA	HONDA	222.5	222.5	221.6	221.6	221.1	221.7	<b>222.5</b>
51	Brian URIARTE	SPA	KTM	222.5	220.6	220.6	220.6	220.1	220.9	<b>222.5</b>
67	Casey O'GORMAN	IRL	HONDA	222.5	219.6	216.3	216.3	215.8	218.1	<b>222.5</b>
83	Alvaro CARPE	SPA	KTM	222.5	221.1	220.6	220.6	220.1	220.8	<b>222.5</b>
18	Matteo BERTELLE	ITA	KTM	222.0	219.6	219.1	219.1	219.1	219.7	<b>222.0</b>
31	Adrian FERNANDEZ	SPA	HONDA	222.0	221.6	221.6	221.1	220.6	221.3	<b>222.0</b>
66	Joel KELSO	AUS	HONDA	222.0	220.1	220.1	219.6	219.1	219.9	<b>222.0</b>
14	Cormac BUCHANAN	NZE	KTM	221.6	221.1	221.1	220.6	220.1	220.9	<b>221.6</b>
32	Zen MITANI	JPN	HONDA	221.1	218.6	218.2	217.7	217.7	218.7	<b>221.1</b>
9	Veda PRATAMA	INA	HONDA	220.1	220.1	220.1	219.6	219.6	219.8	<b>220.1</b>
97	Marco MORELLI	ARG	KTM	220.1	220.1	219.6	219.6	219.1	219.3	<b>220.1</b>
5	Leo RAMMERSTORFER	AUT	HONDA	219.6	219.1	218.6	218.6	217.2	218.4	<b>219.6</b>
54	Jesus RIOS	SPA	HONDA	219.1	217.7				218.4	<b>219.1</b>

These data/results cannot be reproduced, stored and/or transmitted in whole or in part by any manner of electronic, mechanical, photocopying, recording, broadcasting or otherwise now known or herein after developed without the previous express consent by the copyright owner, except for reproduction in daily press and regular printed publications on sale to the public within 60 days of the event related to those data/results and always provided that copyright symbol appears together as follows below.

© MotoGP Sports Entertainment Group, 2026

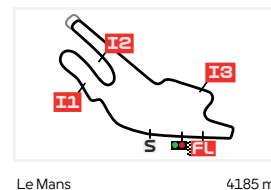
Official MotoGP Timing by [www.motogp.com](http://www.motogp.com)

Le Mans, Saturday, May 9, 2026

## CHRONOLOGICAL ANALYSIS OF PERFORMANCES

### MICHELIN GRAND PRIX OF FRANCE

#### FREE PRACTICE NR. 2



\* Lap / Sector time cancelled  
P Crossing the finish line in pit lane

T1 Time from finish line to 1st intermediate  
T2 Time from 1st intermed. to 2nd intermed.

T3 Time from 2nd intermed. to 3rd intermed.  
T4 Time from 3rd intermediate to finish line

Lap	Lap Time	T1	T2	T3	T4	Speed	Lap	Lap Time	T1	T2	T3	T4	Speed
<b>1st</b>	<b>31</b>	<b>Adrian FERNANDEZ</b>		Leopard Racing		SPA	6	1'45.354 P	22.609 *	26.232	33.997	22.516	217.7
		Runs=2	Total laps=15	Full laps=12	Valid laps=9		7	5'18.293 *	29.096	27.422	33.366 *	22.213	
1	2'47.100	33.579	26.414	34.621	24.249		8	<b>1'41.298</b>	21.875	24.708	32.986	21.729	221.6
2	<b>1'42.566</b>	22.319	24.892	33.252	22.103	221.6	9	<b>1'40.908</b>	21.756	24.603	32.836	21.713	220.6
3	<b>1'41.919</b>	22.233	24.757	32.807	22.122	221.1	10	1'42.048 *	22.003	24.796	33.293	21.956 *	223.0
4	<b>1'41.295</b>	21.960	24.594	32.927	21.814	222.0	11	<b>1'40.534</b>	21.688	24.603	32.661	21.582	222.0
5	1'41.550 *	22.008	24.568	33.108 *	21.866	219.6	12	1'41.635 *	22.103	24.743	32.895 *	21.894	223.5
6	<b>1'41.077</b>	21.902	24.717	32.662	21.796	219.6	13	1'41.822 *	21.743	24.770	33.395 *	21.914	221.1
7	<b>1'41.328</b>	21.888	24.511	32.775	22.154	219.6	14	<b>1'43.086</b>	22.017	25.722	33.169	22.178	218.2
8	1'42.515 *	21.945 *	24.966	33.323	22.281	220.1	15	<b>1'41.287</b>	21.933	24.652	33.011	21.691	219.6
9	<b>1'41.393</b>	21.963	24.646	32.738	22.046	220.1							
10	1'41.905 P	21.932	24.670	33.054	22.249	219.6							
11	6'25.391	32.319	25.888	33.259	21.919								
12	1'41.792 *	22.205 *	24.901	33.000	21.686	221.6							
13	<b>1'40.255</b>	21.733	24.400	32.516	21.606	220.6							
14	<b>1'40.400</b>	21.788	24.426	32.517	21.669	220.1							
15	<b>1'40.520</b>	21.773	24.442	32.612	21.693	220.6							
<b>2nd</b>	<b>83</b>	<b>Alvaro CARPE</b>		Red Bull KTM Ajo		SPA	<b>4th</b>	<b>51</b>	<b>Brian URIARTE</b>		Red Bull KTM Ajo		SPA
		Runs=2	Total laps=15	Full laps=12	Valid laps=9			Runs=2	Total laps=15	Full laps=12	Valid laps=9		
1	2'33.843	29.194	26.101	33.936	22.396		1	2'03.109	30.413	26.720	34.203	22.870	
2	<b>1'42.731</b>	22.367	25.061	33.154	22.149	217.7	2	<b>1'43.627</b>	22.770	25.126	33.433	22.298	216.7
3	<b>1'42.135</b>	22.023	24.849	33.323	21.940	218.2	3	<b>1'42.211</b>	22.277	24.833	33.063	22.038	218.2
4	<b>1'41.870</b>	22.046	24.721	33.198	21.905	218.6	4	<b>1'42.019</b>	22.138	24.779	33.200	21.902	217.7
5	<b>1'41.379</b>	21.970	24.673	32.969	21.767	218.2	5	<b>1'41.612</b>	22.020	24.787	32.939	21.866	217.7
6	<b>1'41.208</b>	21.833	24.656	32.869	21.850	219.1	6	<b>1'41.426</b>	21.932	24.669	32.974	21.851	218.6
7	<b>1'41.260</b>	21.878	24.626	32.911	21.845	219.1	7	<b>1'41.371</b>	21.949	24.703	32.930	21.789	218.2
8	1'43.822 *	21.957	24.684	34.668 *	22.513 *	220.6	8	<b>1'42.803</b>	21.867	24.688	33.502	22.746	218.6
9	<b>1'41.182</b>	21.863	24.594	32.905	21.820	220.6	9	<b>1'41.272</b>	21.881	24.715	32.828	21.848	220.1
10	1'42.791 P	22.138	25.406	33.709 *	21.538	219.6	10	1'42.742 P	22.071	25.181	35.254	20.236	219.1
11	6'36.913 *	31.363	29.751	33.613 *	21.929		11	6'03.950	29.213	25.904	33.636	22.009	
12	1'42.184 *	22.265 *	25.098	33.050	21.771	221.1	12	1'42.548 *	21.844	25.686	33.220 *	21.798	222.5
13	1'40.669 *	21.746 *	24.572	32.748	21.603	222.5	13	1'40.483 *	21.724	24.516	32.708	21.535 *	220.6
14	<b>1'40.507</b>	21.712	24.502	32.692	21.601	220.1	14	1'40.649 *	21.715	24.523	32.772	21.639 *	220.6
15	<b>1'40.702</b>	21.817	24.558	32.677	21.650	220.1	15	<b>1'40.580</b>	21.707	24.490	32.730	21.653	220.6
<b>3rd</b>	<b>11</b>	<b>Adrian CRUCES</b>		CIP Green Power		SPA	<b>5th</b>	<b>73</b>	<b>Valentin PERRONE</b>		Red Bull KTM Tech3		ARG
		Runs=2	Total laps=15	Full laps=12	Valid laps=9			Runs=1	Total laps=17	Full laps=16	Valid laps=14		
1	2'37.208	33.942	26.636	34.848	22.934		1	2'51.972 *	28.697	26.322	34.140 *	23.868	
2	<b>1'44.345</b>	22.705	25.422	33.695	22.523	216.7	2	<b>1'42.381</b>	22.078	24.945	33.240	22.118	219.1
3	<b>1'43.671</b>	22.461	25.225	33.724	22.261	214.9	3	<b>1'41.387</b>	21.966	24.700	32.933	21.788	218.2
4	<b>1'42.760</b>	22.277	25.022	33.387	22.074	217.2	4	<b>1'41.683</b>	21.851	24.674	33.234	21.924	222.0
5	<b>1'42.274</b>	22.177	24.932	33.200	21.965	217.2	5	<b>1'41.397</b>	21.910	24.762	32.978	21.747	221.6
							6	<b>1'40.877</b>	21.756	24.620	32.820	21.681	220.1
							7	<b>1'41.241</b>	21.931	24.541	32.876	21.893	226.1
							8	<b>1'41.242</b>	21.862	24.638	32.941	21.801	216.3
							9	1'46.685 *	21.890	24.842	37.804 *	22.149	216.3
							10	<b>1'40.623</b>	21.740	24.556	32.683	21.644	221.6
							11	<b>1'45.949</b>	21.753	27.602	34.324	22.270	221.1
							12	<b>1'41.168</b>	21.822	24.733	32.877	21.736	219.1

**Fastest Lap:** Adrian FERNANDEZ SPA Leopard Racing **1'40.255** 21.733 24.400 32.516 21.606

These data/results cannot be reproduced, stored and/or transmitted in whole or in part by any manner of electronic, mechanical, photocopying, recording, broadcasting or otherwise now known or herein after developed without the previous express consent by the copyright owner, except for reproduction in daily press and regular printed publications on sale to the public within 60 days of the event related to those data/results and always provided that copyright symbol appears together as follows below.

© MotoGP Sports Entertainment Group, 2026

Official MotoGP Timing by TISSOT

www.motogp.com

Le Mans, Saturday, May 9, 2026

## Free Practice Nr. 2

Moto3™

Lap	Lap Time	T1	T2	T3	T4	Speed	Lap	Lap Time	T1	T2	T3	T4	Speed
13	<b>1'41.232</b>	21.809	24.781	32.834	21.808	220.1	9	1'41.823 *	21.822	24.576	33.326 *	22.099	222.5
14	<b>1'40.986</b>	21.657	24.699	32.934	21.696	223.0	10	<b>1'40.863</b>	21.842	24.423	32.799	21.799	223.5
15	1'44.129 *	21.989	27.535	32.648 *	21.957	217.2	11	<b>1'40.739</b>	21.808	24.458	32.754	21.719	224.5
16	<b>1'41.690</b>	21.794	24.864	33.142	21.890	218.2	12	<b>1'41.100</b>	21.808	24.582	32.974	21.736	223.5
17	<b>1'41.459</b>	21.932	24.840	32.924	21.763	215.3							
<b>6th 28 Maximo QUILES</b> CFMOTO Gaviota Aspar SPA							<b>9th 78 Joel ESTEBAN</b> LEVEL UP - MTA SPA						
Runs=1 Total laps=18 Full laps=17 Valid laps=13							Runs=1 Total laps=16 Full laps=14 Valid laps=11						
1	2'51.514 *	31.004	26.196	34.111 *	23.889		1	2'57.241	29.508	26.684	34.164	22.574	
2	<b>1'43.878</b>	22.299	25.330	34.102	22.147	221.1	2	<b>1'43.237</b>	22.410	25.026	33.460	22.341	219.6
3	<b>1'41.802</b>	22.146	24.721	33.035	21.900	222.0	3	<b>1'42.290</b>	22.174	24.871	33.147	22.098	219.6
4	<b>1'41.460</b>	21.937	24.693	32.837	21.993	222.5	4	<b>1'42.090</b>	22.242	24.749	33.101	21.998	221.1
5	<b>1'45.391</b>	21.755	24.638	35.868	23.130	224.0	5	<b>1'41.500</b>	21.999	24.677	32.935	21.889	220.6
6	<b>1'41.217</b>	21.971	24.637	32.825	21.784	221.1	6	<b>1'41.332</b>	21.982	24.524	32.955	21.871	221.1
7	1'41.287 *	21.766	24.680 *	33.025	21.816	221.6	7	<b>1'41.047</b>	21.950	24.567	32.736	21.794	222.0
8	<b>1'40.871</b>	21.770	24.621	32.726	21.754	221.1	8	1'41.158 *	21.878 *	24.513	32.798	21.969	222.0
9	<b>1'41.063</b>	21.724	24.507	32.868	21.964	222.5	9	<b>1'41.259</b>	22.033	24.560	32.870	21.796	221.1
10	1'40.850 *	21.663	24.624	32.857	21.706 *	222.0	10	1'40.621 *	21.082 *	24.826	32.746 *	21.967	221.1
11	1'42.262 *	21.792	25.722	32.657 *	22.091	221.1	11	<b>1'41.087</b>	21.840	24.680	32.824	21.743	222.5
12	<b>1'41.330</b>	21.868	24.763	32.938	21.761	220.6	12	<b>1'41.164</b>	21.779	24.563	32.986	21.836	224.0
13	<b>1'40.995</b>	21.760	24.675	32.808	21.752	219.6	13	<b>1'40.905</b>	21.769	24.591	32.832	21.713	223.0
14	<b>1'40.841</b>	21.763	24.619	32.761	21.698	220.6	14	<b>1'40.741</b>	21.747	24.534	32.715	21.745	221.1
15	<b>1'40.890</b>	21.809	24.552	32.787	21.742	220.1	15	1'40.595 *	21.799 *	24.614	32.389 *	21.793	221.1
16	<b>1'40.793</b>	21.754	24.591	32.719	21.729	220.6	16	1'44.582 P	21.809	24.658	35.217 *	22.898	221.6
17	1'40.835 *	21.793	24.606	32.706	21.730 *	219.1							
18	<b>1'40.673</b>	21.717	24.500	32.750	21.706	219.6							
<b>7th 94 Guido PINI</b> Leopard Racing ITA							<b>10th 64 David MUÑOZ</b> Liqui Moly Dynavolt Int SPA						
Runs=2 Total laps=15 Full laps=12 Valid laps=10							Runs=3 Total laps=13 Full laps=8 Valid laps=7						
1	2'45.481	31.444	26.810	35.591	27.321		1	2'49.491	32.862	26.156	33.993	23.832	
2	1'44.388 *	22.562	25.433	33.780	22.613 *	219.6	2	<b>1'42.964</b>	22.506	24.987	33.282	22.189	219.6
3	<b>1'43.511</b>	22.499	25.164	33.448	22.400	225.1	3	<b>1'42.298</b>	22.216	24.833	33.185	22.064	222.5
4	<b>1'42.891</b>	22.238	24.993	33.414	22.246	222.0	4	<b>1'41.364</b>	22.041	24.675	32.768	21.880	225.6
5	<b>1'41.829</b>	21.997	24.813	33.110	21.909	224.5	5	<b>1'40.961</b>	21.849	24.695	32.695	21.722	225.1
6	<b>1'41.512</b>	21.889	24.671	33.042	21.910	223.0	6	<b>1'40.970</b>	21.829	24.543	32.843	21.755	221.1
7	<b>1'41.768</b>	21.954	24.845	33.083	21.886	225.1	7	1'50.221 P	22.879 *	26.071	38.577	22.694	222.0
8	<b>1'41.145</b>	21.900	24.635	32.870	21.740	225.1	8	8'33.651 *	27.329	25.127	32.993	21.823 *	
9	<b>1'41.520</b>	21.846	24.633	33.187	21.854	223.0	9	<b>1'40.821</b>	21.820	24.499	32.750	21.752	222.0
10	1'41.863 P	21.990	24.800	33.119	21.954	218.6	10	1'51.914 *	23.429 *	28.007	36.756 *	23.722	221.6
11	5'17.747	37.528	25.854	39.317	22.424		11	<b>1'40.909</b>	21.956	24.568	32.704	21.681	220.6
12	1'46.109 *	22.226 *	28.568	33.391 *	21.924	222.0	12	1'45.211 P	22.710 *	26.909	33.593	21.999	222.0
13	<b>1'41.118</b>	21.924	24.566	32.917	21.711	221.6	13	2'35.599	31.277	26.705	38.964	23.409	
14	<b>1'40.697</b>	21.726	24.466	32.810	21.695	221.1							
15	<b>1'41.062</b>	21.811	24.592	32.927	21.732	221.6							
<b>8th 22 David ALMANSA</b> Liqui Moly Dynavolt Int SPA							<b>11th 97 Marco MORELLI</b> CFMOTO Gaviota Aspar ARG						
Runs=1 Total laps=12 Full laps=11 Valid laps=10							Runs=1 Total laps=18 Full laps=17 Valid laps=13						
1	3'01.981	33.778	27.036	34.629	23.219		1	2'05.109	29.995	26.243	34.171	22.540	
2	<b>1'43.779</b>	22.635	25.340	33.617	22.187	219.6	2	<b>1'43.505</b>	22.582	25.250	33.411	22.262	218.2
3	<b>1'41.879</b>	22.191	24.728	32.956	22.004	220.6	3	<b>1'42.458</b>	22.385	24.954	33.127	21.992	219.1
4	<b>1'41.651</b>	22.053	24.761	32.976	21.861	221.6	4	<b>1'41.908</b>	22.219	24.732	33.022	21.935	219.1
5	<b>1'41.227</b>	21.913	24.584	32.820	21.910	221.6	5	<b>1'41.436</b>	22.103	24.632	32.860	21.841	219.1
6	<b>1'41.379</b>	21.973	24.701	32.889	21.816	220.6	6	<b>1'41.340</b>	22.040	24.679	32.852	21.769	219.1
7	<b>1'41.216</b>	21.862	24.558	32.990	21.806	221.6	7	<b>1'40.995</b>	21.977	24.585	32.738	21.695	219.6
8	<b>1'40.791</b>	21.904	24.497	32.691	21.699	222.0	8	<b>1'40.825</b>	21.901	24.514	32.799	21.611	220.1
							9	1'43.839 *	21.999	24.577	35.403	21.860 *	219.1
							10	<b>1'41.523</b>	21.974	24.710	33.000	21.839	220.1
							11	<b>1'41.315</b>	22.026	24.645	32.853	21.791	218.6
							12	<b>1'41.286</b>	21.947	24.596	32.792	21.951	219.1
							13	<b>1'40.940</b>	21.929	24.530	32.825	21.656	218.6

**Fastest Lap:** Adrian FERNANDEZ SPA Leopard Racing **1'40.255** 21.733 24.400 32.516 21.606

These data/results cannot be reproduced, stored and/or transmitted in whole or in part by any manner of electronic, mechanical, photocopying, recording, broadcasting or otherwise now known or herein after developed without the previous express consent by the copyright owner, except for reproduction in daily press and regular printed publications on sale to the public within 60 days of the event related to those data/results and always provided that copyright symbol appears together as follows below.

© MotoGP Sports Entertainment Group, 2026

Official MotoGP Timing by  TISSOT

www.motogp.com

Le Mans, Saturday, May 9, 2026

Page 2 of 5



## Free Practice Nr. 2

## Moto3™

Lap	Lap Time	T1	T2	T3	T4	Speed	Lap	Lap Time	T1	T2	T3	T4	Speed
14	1'43.152 *	22.064	25.014 *	33.480	22.594	219.6	8	1'41.660	22.238	24.653	33.044	21.725	221.1
15	1'41.290 *	21.999 *	24.648	32.836	21.807	219.1	9	1'41.279	21.850	24.656	32.919	21.854	221.6
16	1'41.977	21.837	24.978	33.437	21.725	219.1	10	1'46.985	22.163	24.852	33.667	26.303	219.6
17	1'40.843	21.875	24.588	32.712	21.668	219.1	11	1'44.560 *	22.097	25.046	34.302 *	23.115	220.1
18	1'42.646 *	21.877	24.499	33.774 *	22.496	219.1	12	1'41.614	22.032	24.804	32.950	21.828	222.0
<b>12th 66 Joel KELSO</b> GRYD - MLav Racing AUS							<b>13th 14 Cormac BUCHANAN</b> CODE Motorsports NZE						
Runs=1 Total laps=18 Full laps=17 Valid laps=15							Runs=2 Total laps=14 Full laps=11 Valid laps=11						
1	2'26.410	29.503	26.079	35.192	25.563		1	2'40.045	34.312	27.126	34.777	24.034	
2	1'43.353	22.588	25.112	33.433	22.220	218.6	2	1'48.331	22.851	25.571	37.164	22.745	219.1
3	1'42.386	22.351	24.799	33.187	22.049	219.6	3	1'43.126	22.480	25.245	33.253	22.148	217.2
4	1'41.751	22.163	24.725	32.996	21.867	219.1	4	1'42.294	22.210	24.969	33.082	22.033	218.2
5	1'41.571	22.177	24.611	32.960	21.823	217.7	5	1'41.888	22.050	24.902	33.033	21.903	219.6
6	1'48.136	22.085	26.540	34.869	24.642	218.2	6	1'41.838	21.947	24.880	32.944	22.067	221.1
7	1'40.877	21.944	24.464	32.710	21.759	220.1	7	1'41.616	21.927	24.823	32.976	21.890	220.1
8	1'42.972	22.106	24.668	34.075	22.123	222.0	8	1'44.755	21.956	24.952	35.586	22.261	220.6
9	1'40.996	21.942	24.483	32.806	21.765	219.1	9	1'41.850	22.245	24.731	32.943	21.931	221.1
10	1'45.500 *	23.240 *	25.841	34.015	22.404	218.6	10	1'49.915 P	21.986	26.142	37.486 *	24.301	221.6
11	1'41.263	21.991	24.555	32.892	21.825	218.2	11	7'10.817 *	30.707	25.896	34.467 *	22.219	
12	1'41.225	21.982	24.601	32.873	21.769	218.6	12	1'42.351	22.166	24.937	33.222	22.026	217.7
13	1'43.748	22.039	26.101	33.496	22.112	218.2	13	1'41.238	21.892	24.691	32.955	21.700	218.6
14	1'41.626	21.942	24.690	32.989	22.005	218.2	14	1'41.407	21.826	24.789	33.015	21.777	218.2
15	1'49.061 *	23.537 *	27.189	35.315	23.020	217.7	<b>16th 10 Nicola CARRARO</b> Rivacold Snipers Team ITA						
16	1'45.992	22.330	26.041	35.631	21.990	217.2	Runs=2 Total laps=14 Full laps=11 Valid laps=8						
17	1'41.433	21.890	24.585	32.993	21.965	220.1	1	2'40.639	33.839	27.002	34.919	23.369	
18	1'41.847	21.999	24.679	33.055	22.114	219.1	2	1'48.872	22.814	25.567	36.463	24.028	218.6
<b>13th 18 Matteo BERTELLE</b> LEVEL UP - MTA ITA							<b>17th 27 Rico SALMELA</b> Red Bull KTM Tech3 FIN						
Runs=2 Total laps=16 Full laps=13 Valid laps=12							Runs=1 Total laps=13 Full laps=12 Valid laps=10						
1	2'15.196	31.655	26.843	34.234	22.904		1	2'46.125	38.480	26.948	34.747	24.591	
2	1'44.018	22.701	25.349	33.482	22.486	218.2	2	1'44.612	22.664	25.202	34.038	22.708	220.6
3	1'42.633	22.353	24.972	33.125	22.183	218.6	3	1'42.898	22.527	24.995	33.171	22.205	225.1
4	1'42.785	22.525	24.988	33.157	22.115	222.0	4	1'42.269	22.128	24.935	33.146	22.060	223.5
5	1'41.569	22.178	24.759	32.905	21.727	218.6	5	1'41.928	22.220	24.772	33.017	21.919	220.6
6	1'41.571	22.017	24.620	32.911	22.023	219.1	6	1'41.626	22.011	24.722	33.021	21.872	222.5
7	1'41.430	22.017	24.767	32.899	21.747	218.2	7	1'41.477	21.899	24.647	32.882	22.049	223.5
8	1'41.164	22.023	24.618	32.813	21.710	217.7	8	1'43.086	22.186	24.594	33.445	22.861	213.0
9	1'44.809	22.014	26.719	33.833	22.243	218.2	<b>14th 19 Scott OGDEN</b> CIP Green Power GBR						
10	1'41.378	21.931	24.677	32.997	21.773	219.1	Runs=1 Total laps=17 Full laps=16 Valid laps=13						
11	1'41.373	21.894	24.773	32.986	21.720	218.2	1	2'39.291	35.898	26.985	35.177	23.736	
12	1'42.413	21.959	24.656	33.410	22.388	219.1	2	1'49.921	22.945	25.685	38.575	22.716	216.3
13	1'41.052	21.935	24.660	32.763	21.694	218.6	3	1'43.467	22.624	25.241	33.422	22.180	217.2
14	1'50.131 P	21.817	28.250	37.673	22.391	219.1	4	1'42.727	22.271	25.036	33.370	22.050	218.6
15	5'01.360	30.756	26.540	34.124	22.091		5	1'42.151	22.251	25.057	33.101	21.742	217.2
16	1'42.115 *	21.829	24.855	33.153 *	22.278	219.6	6	1'41.593	22.046	24.688	33.077	21.782	219.1
<b>Fastest Lap:</b> Adrian FERNANDEZ SPA Leopard Racing 1'40.255 21.733 24.400 32.516 21.606													

These data/results cannot be reproduced, stored and/or transmitted in whole or in part by any manner of electronic, mechanical, photocopying, recording, broadcasting or otherwise now known or herein after developed without the previous express consent by the copyright owner, except for reproduction in daily press and regular printed publications on sale to the public within 60 days of the event related to those data/results and always provided that copyright symbol appears together as follows below.

© MotoGP Sports Entertainment Group, 2026

Official MotoGP Timing by  TISSOT

www.motogp.com

Le Mans, Saturday, May 9, 2026

Page 3 of 5

## Free Practice Nr. 2

Moto3™

Lap	Lap Time	T1	T2	T3	T4	Speed	Lap	Lap Time	T1	T2	T3	T4	Speed
9	<b>1'41.463</b>	22.017	24.622	32.940	21.884	225.1	11	1'42.235 *	21.909	24.694	33.238	22.394 *	219.6
10	<b>1'41.312</b>	21.986	<b>24.591</b>	<b>32.855</b>	21.880	219.1	12	1'41.910 *	21.874 *	24.826	33.231	21.979	219.6
11	1'47.799 *	24.088 *	27.672	33.975	22.064	218.6	13	<b>1'41.593</b>	21.901	24.726	<b>32.931</b>	22.035	219.6
12	1'41.645 *	21.978	24.701	32.951	<b>22.015 *</b>	220.6	14	<b>1'41.476</b>	<b>21.870</b>	24.685	33.024	<b>21.897</b>	220.1
13	<b>1'41.500</b>	21.908	24.742	32.982	<b>21.868</b>	220.6	15	1'44.945 *	21.871 *	27.719	33.396	21.959	220.1
<b>18th 21 Ruche MOODLEY</b> CODE Motorsports RSA							16	1'43.143 *	21.756 *	25.512	33.769 *	22.106	219.1
Runs=1 Total laps=17 Full laps=16 Valid laps=14							17	<b>1'41.651</b>	21.920	24.706	33.052	21.973	219.1
1	2'47.566	35.347	27.041	39.137	26.462		18	1'42.727 *	22.093	24.942	33.370 *	22.322	219.6
2	<b>1'44.494</b>	22.726	25.264	33.880	22.624	222.0	<b>21st 67 Casey O'GORMAN</b> SIC58 Squadra Corse IRL						
3	<b>1'43.331</b>	22.425	24.892	33.466	22.548	221.6	Runs=2 Total laps=11 Full laps=7 Valid laps=6						
4	<b>1'44.094</b>	22.471	24.702	33.489	23.432	<b>226.1</b>	1	2'24.918	34.179	26.162	34.802	25.728	
5	<b>1'41.858</b>	22.067	24.672	33.065	22.054	222.5	2	<b>1'43.889</b>	22.651	25.334	33.539	22.365	214.9
6	1'44.691 *	22.219	24.915	<b>35.449 *</b>	22.108	224.5	3	<b>1'43.272</b>	22.199	25.093	33.645	22.335	215.8
7	<b>1'41.357</b>	22.022	24.646	<b>32.803</b>	<b>21.886</b>	222.0	4	<b>1'42.300</b>	22.346	24.843	33.153	21.958	214.9
8	<b>1'43.835</b>	22.086	25.156	34.231	22.362	221.1	5	<b>1'42.168</b>	22.168	24.800	33.177	22.023	216.3
9	<b>1'42.195</b>	22.010	24.949	33.054	22.182	222.5	6	1'44.236 *	21.352 *	25.368	34.422	23.094	216.3
10	<b>1'42.839</b>	21.996	25.398	33.311	22.134	222.0	7	<b>1'43.997</b>	22.145	24.846	33.678	23.328	214.4
11	<b>1'41.869</b>	<b>21.987</b>	24.739	33.048	22.095	222.0	8	<b>1'41.559</b>	22.031	<b>24.727</b>	<b>33.031</b>	<b>21.770</b>	219.6
12	<b>1'41.585</b>	22.069	<b>24.640</b>	32.872	22.004	223.5	9	1'43.903 P	21.816 *	25.306	34.368	<b>22.413</b>	215.3
13	<b>1'44.338</b>	22.292	24.951	33.879	23.216	223.0	10	5'28.396	29.535	26.488	33.376	21.824	
14	1'46.404 *	22.824 *	27.695	33.778 *	22.107	224.5	11	4'43.263 P	<b>21.803</b>	3'16.056	40.585 *	24.819	<b>222.5</b>
15	<b>1'42.075</b>	22.124	24.757	33.074	22.120	222.5	<b>22nd 13 Hakim DANISH</b> AEON Credit - MT Helm MAL						
16	<b>1'49.374</b>	22.023	24.887	40.382	22.082	221.6	Runs=1 Total laps=14 Full laps=12 Valid laps=9						
17	<b>1'41.767</b>	21.996	24.740	33.007	22.024	222.0	1	2'49.709	32.607	26.159	34.031	23.891	
<b>19th 8 Eddie O'SHEA</b> GRYD - MLav Racing GBR							2	<b>1'42.894</b>	22.426	25.024	33.270	22.174	222.5
Runs=1 Total laps=13 Full laps=12 Valid laps=9							3	<b>1'42.436</b>	22.193	24.893	33.203	22.147	223.5
1	2'42.633	32.000	26.979	34.970	23.357		4	<b>1'42.062</b>	22.162	24.806	33.025	22.069	<b>225.1</b>
2	<b>1'44.429</b>	22.532	25.339	34.027	22.531	219.1	5	1'42.611 *	22.159	24.733	33.551 *	22.168	222.0
3	<b>1'43.565</b>	22.549	25.238	33.554	22.224	217.7	6	<b>1'42.048</b>	22.145	24.717	33.170	22.016	221.1
4	<b>1'42.770</b>	22.255	25.050	33.257	22.208	218.6	7	<b>1'41.684</b>	22.110	<b>24.640</b>	33.050	21.884	221.6
5	<b>1'42.029</b>	22.208	24.810	33.051	21.960	219.6	8	<b>1'41.638</b>	22.037	24.692	33.076	<b>21.833</b>	220.1
6	<b>1'41.831</b>	22.122	24.766	32.994	21.949	220.1	9	1'42.019 *	<b>21.926</b>	24.701	33.478	21.914 *	222.0
7	<b>1'41.718</b>	21.977	24.727	33.008	22.006	219.6	10	<b>1'43.609</b>	21.954	26.590	33.165	21.900	220.6
8	<b>1'47.486</b>	21.975	24.683	33.767	27.061	218.6	11	<b>1'41.784</b>	21.951	24.687	33.241	21.905	221.6
9	1'42.212 *	21.981	24.796	<b>33.225 *</b>	22.210	<b>221.6</b>	12	<b>1'42.804</b>	21.960	24.705	<b>32.907</b>	23.232	222.0
10	1'41.243 *	21.744 *	24.646	33.084	21.769 *	<b>224.0</b>	13	4'13.395 *	22.723 *			24.148	220.1
11	1'42.353 *	21.839	25.078	<b>33.381 *</b>	22.055	222.5	14	1'45.845 P	22.609 *	26.207	34.333 *	<b>22.696</b>	211.7
12	<b>1'41.419</b>	22.049	24.726	<b>32.757</b>	21.887	219.1	<b>23rd 6 Ryusei YAMANAKA</b> AEON Credit - MT Helm JPN						
13	<b>1'41.443</b>	21.868	24.716	33.065	<b>21.794</b>	220.1	Runs=1 Total laps=17 Full laps=16 Valid laps=12						
unfinished	<b>21.719</b>	<b>24.578</b>				223.0	1	2'40.440	36.181	27.438	35.391	23.458	
<b>20th 9 Veda PRATAMA</b> Honda Team Asia INA							2	<b>1'50.200</b>	22.761	25.519	37.512	24.408	221.1
Runs=1 Total laps=18 Full laps=17 Valid laps=11							3	<b>1'43.989</b>	22.643	25.430	33.381	22.535	223.0
1	2'13.429	31.080	26.565	34.118	23.065		4	<b>1'43.495</b>	22.535	25.014	33.607	22.339	222.5
2	<b>1'44.210</b>	22.662	25.206	33.764	22.578	217.2	5	1'42.975 *	22.184	24.976	33.360 *	22.455	222.5
3	<b>1'42.948</b>	22.363	24.987	33.316	22.282	218.2	6	<b>1'43.014</b>	22.384	24.898	33.308	22.424	221.1
4	<b>1'42.765</b>	22.178	24.818	33.605	22.164	218.2	7	<b>1'43.184</b>	22.383	25.018	33.380	22.403	221.1
5	<b>1'42.103</b>	22.015	24.762	33.299	22.027	217.2	8	1'43.048 *	22.109	24.904	33.331 *	22.704	223.5
6	1'42.795 *	22.154	24.762	33.260	22.619 *	217.7	9	1'44.254 *	22.042	<b>24.731</b>	35.080 *	22.401	223.5
7	<b>1'41.934</b>	22.020	24.725	33.083	22.106	219.1	10	<b>1'42.440</b>	22.172	24.781	33.381	22.106	223.0
8	<b>1'41.831</b>	21.935	24.708	33.148	22.040	218.6	11	<b>1'41.970</b>	<b>21.998</b>	24.755	33.096	22.121	<b>224.5</b>
9	<b>1'44.015</b>	21.889	<b>24.603</b>	35.154	22.369	219.6	12	<b>1'41.798</b>	22.012	24.789	<b>32.918</b>	22.079	223.5
10	<b>1'42.772</b>	22.380	25.074	33.307	22.011	<b>220.1</b>	13	<b>1'42.277</b>	22.077	24.781	33.441	<b>21.978</b>	222.5

**Fastest Lap:** Adrian FERNANDEZ SPA Leopard Racing **1'40.255** 21.733 24.400 32.516 21.606

These data/results cannot be reproduced, stored and/or transmitted in whole or in part by any manner of electronic, mechanical, photocopying, recording, broadcasting or otherwise now known or herein after developed without the previous express consent by the copyright owner, except for reproduction in daily press and regular printed publications on sale to the public within 60 days of the event related to those data/results and always provided that copyright symbol appears together as follows below.

© MotoGP Sports Entertainment Group, 2026

Official MotoGP Timing by  TISSOT

www.motogp.com

Le Mans, Saturday, May 9, 2026

Page 4 of 5



## Free Practice Nr. 2

Moto3™

Lap	Lap Time	T1	T2	T3	T4	Speed	Lap	Lap Time	T1	T2	T3	T4	Speed
14	1'51.867 *	22.934 *	28.312	35.606 *	25.015	224.0							
15	<b>1'42.679</b>	22.398	24.886	33.023	22.372	223.5							
16	<b>1'42.538</b>	22.120	24.856	33.290	22.272	221.6							
17	<b>1'42.517</b>	22.251	24.800	33.239	22.227	219.6							

**24th** **5** **Leo RAMMERSTORFER** SIC58 Squadra Corse AUT  
Runs=2 Total laps=14 Full laps=11 Valid laps=9

1	2'23.048 *	31.493	26.517	35.665 *	23.332	
2	<b>1'44.931</b>	22.786	25.576	34.024	22.545	213.9
3	1'44.663 *	22.517	25.505	34.108 *	22.533	214.9
4	<b>1'43.184</b>	22.295	25.163	33.527	22.199	217.2
5	<b>1'43.331</b>	22.513	25.076	33.534	22.208	216.3
6	1'44.957 *	22.439	25.220	34.804 *	22.494	216.3
7	<b>1'42.998</b>	22.153	24.998	33.612	22.235	218.6
8	<b>1'42.981</b>	22.293	25.097	33.393	22.198	216.3
9	<b>1'42.905</b>	22.195	25.115	33.402	22.193	217.2
10	1'43.716 P	22.364	25.452	34.251	21.649	215.8
11	7'15.135 *	33.021	29.783	34.192 *	22.410	
12	<b>1'44.268</b>	22.375	24.894	33.239	23.760	219.1
13	<b>1'44.384</b>	22.139	24.839	35.013	22.393	219.6
14	<b>1'42.228</b>	22.077	24.862	33.197	22.092	218.6

**25th** **32** **Zen MITANI** Honda Team Asia JPN  
Runs=2 Total laps=15 Full laps=12 Valid laps=10

1	2'13.575	30.932	26.311	34.079	23.053	
2	<b>1'44.642</b>	22.726	25.149	34.137	22.630	218.6
3	<b>1'43.394</b>	22.568	25.030	33.599	22.197	217.2
4	<b>1'43.383</b>	22.875	24.994	33.392	22.122	216.3
5	<b>1'42.358</b>	22.268	24.882	33.302	21.906	217.7
6	<b>1'43.708</b>	22.244	24.718	33.527	23.219	214.9
7	1'44.144 P	22.266	25.221	34.749	21.908	213.9
8	5'39.881 *	30.811	26.461	37.055 *	23.459	
9	<b>1'46.794</b>	22.433	24.940	33.393	26.028	216.7
10	<b>1'43.419</b>	22.795	25.071	33.501	22.052	216.7
11	1'43.169 *	22.445 *	25.109 *	33.662	21.953	216.7
12	1'43.908 *	22.508 *	25.077	33.969 *	22.354	217.7
13	<b>1'42.236</b>	22.235	24.878	33.123	22.000	221.1
14	<b>1'42.270</b>	22.110	24.799	33.357	22.004	218.2
15	<b>1'42.704</b>	22.256	24.937	33.413	22.098	215.8

**26th** **54** **Jesus RIOS** Rivacold Snipers Team SPA  
Runs=1 Total laps=3 Full laps=2 Valid laps=2

1	2'45.703	32.912	27.360	36.150	27.341	
2	<b>1'43.907</b>	22.640	25.288	33.535	22.444	217.7
3	<b>1'43.252</b>	22.482	25.170	33.443	22.157	219.1

**Fastest Lap:** Adrian FERNANDEZ SPA Leopard Racing **1'40.255** 21.733 24.400 32.516 21.606

These data/results cannot be reproduced, stored and/or transmitted in whole or in part by any manner of electronic, mechanical, photocopying, recording, broadcasting or otherwise now known or herein after developed without the previous express consent by the copyright owner, except for reproduction in daily press and regular printed publications on sale to the public within 60 days of the event related to those data/results and always provided that copyright symbol appears together as follows below.

© MotoGP Sports Entertainment Group, 2026

Official MotoGP Timing by  TISSOT

www.motogp.com

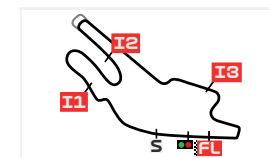
Le Mans, Saturday, May 9, 2026

Page 5 of 5

# BEST PARTIAL TIMES

## MICHELIN GRAND PRIX OF FRANCE

### FREE PRACTICE NR. 2



Le Mans 4185 m.

*IT* Ideal Lap Time, sum of the best partial times

*BT* Best Lap Time

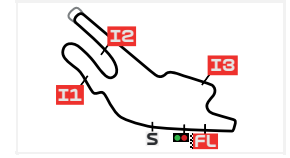
Pos	T1		T2		T3		T4		Pos	Rider	IT	BT	
	Rider	Time	Rider	Time	Rider	Time	Rider	Time					
1	V.PERRONE	21.657	A.FERNANDEZ	24.400	A.FERNANDEZ	32.516	A.CRUCES	21.582	1	A.FERNANDEZ	1'40.255	1'40.255	(1)
2	<b>M.QUILES</b>	<b>21.663</b>	<b>D.ALMANSA</b>	<b>24.423</b>	<b>A.CRUCES</b>	<b>32.661</b>	<b>A.CARPE</b>	<b>21.601</b>	2	A.CARPE	1'40.492	1'40.507	(2)
3	A.CRUCES	21.688	J.KELSO	24.464	A.CARPE	32.677	A.FERNANDEZ	21.606	3	V.PERRONE	1'40.525	1'40.623	(5)
4	<b>B.URIARTE</b>	<b>21.707</b>	<b>G.PINI</b>	<b>24.466</b>	<b>V.PERRONE</b>	<b>32.683</b>	<b>M.MORELLI</b>	<b>21.611</b>	4	A.CRUCES	1'40.534	1'40.534	(3)
5	A.CARPE	21.712	B.URIARTE	24.490	D.ALMANSA	32.691	V.PERRONE	21.644	5	B.URIARTE	1'40.558	1'40.580	(4)
6	<b>E.O'SHEA</b>	<b>21.719</b>	<b>D.MUÑOZ</b>	<b>24.499</b>	<b>D.MUÑOZ</b>	<b>32.695</b>	<b>B.URIARTE</b>	<b>21.653</b>	6	M.QUILES	1'40.567	1'40.673	(6)
7	G.PINI	21.726	M.MORELLI	24.499	M.QUILES	32.706	D.MUÑOZ	21.681	7	D.ALMANSA	1'40.621	1'40.739	(8)
8	<b>A.FERNANDEZ</b>	<b>21.733</b>	<b>M.QUILES</b>	<b>24.500</b>	<b>B.URIARTE</b>	<b>32.708</b>	<b>S.OGDEN</b>	<b>21.682</b>	8	M.MORELLI	1'40.659	1'40.825	(11)
9	J.ESTEBAN	21.747	A.CARPE	24.502	J.KELSO	32.710	M.BERTELLE	21.694	9	J.ESTEBAN	1'40.688	1'40.741	(9)
10	<b>C.O'GORMAN</b>	<b>21.803</b>	<b>J.ESTEBAN</b>	<b>24.513</b>	<b>M.MORELLI</b>	<b>32.712</b>	<b>G.PINI</b>	<b>21.695</b>	10	D.MUÑOZ	1'40.695	1'40.821	(10)
11	D.ALMANSA	21.808	V.PERRONE	24.541	J.ESTEBAN	32.715	M.QUILES	21.698	11	G.PINI	1'40.697	1'40.697	(7)
12	<b>M.BERTELLE</b>	<b>21.817</b>	<b>E.O'SHEA</b>	<b>24.578</b>	<b>N.CARRARO</b>	<b>32.735</b>	<b>D.ALMANSA</b>	<b>21.699</b>	12	J.KELSO	1'40.823	1'40.877	(12)
13	D.MUÑOZ	21.820	R.SALMELA	24.591	E.O'SHEA	32.757	C.BUCHANAN	21.700	13	E.O'SHEA	1'40.848	1'41.419	(19)
14	<b>C.BUCHANAN</b>	<b>21.826</b>	<b>V.PRATAMA</b>	<b>24.603</b>	<b>M.BERTELLE</b>	<b>32.763</b>	<b>J.ESTEBAN</b>	<b>21.713</b>	14	M.BERTELLE	1'40.892	1'41.052	(13)
15	M.MORELLI	21.837	A.CRUCES	24.603	R.MOODLEY	32.803	N.CARRARO	21.730	15	S.OGDEN	1'40.984	1'41.094	(14)
16	<b>S.OGDEN</b>	<b>21.850</b>	<b>S.OGDEN</b>	<b>24.607</b>	<b>G.PINI</b>	<b>32.810</b>	<b>J.KELSO</b>	<b>21.759</b>	16	N.CARRARO	1'41.077	1'41.308	(16)
17	V.PRATAMA	21.870	M.BERTELLE	24.618	S.OGDEN	32.845	C.O'GORMAN	21.770	17	C.BUCHANAN	1'41.160	1'41.238	(15)
18	<b>J.KELSO</b>	<b>21.890</b>	<b>H.DANISH</b>	<b>24.640</b>	<b>R.SALMELA</b>	<b>32.855</b>	<b>E.O'SHEA</b>	<b>21.794</b>	18	R.SALMELA	1'41.213	1'41.312	(17)
19	R.SALMELA	21.899	R.MOODLEY	24.640	H.DANISH	32.907	H.DANISH	21.833	19	V.PRATAMA	1'41.301	1'41.476	(20)
20	<b>H.DANISH</b>	<b>21.926</b>	<b>N.CARRARO</b>	<b>24.671</b>	<b>R.YAMANAKA</b>	<b>32.918</b>	<b>R.SALMELA</b>	<b>21.868</b>	20	H.DANISH	1'41.306	1'41.638	(22)
21	N.CARRARO	21.941	C.BUCHANAN	24.691	V.PRATAMA	32.931	R.MOODLEY	21.886	21	R.MOODLEY	1'41.316	1'41.357	(18)
22	<b>R.MOODLEY</b>	<b>21.987</b>	<b>Z.MITANI</b>	<b>24.718</b>	<b>C.BUCHANAN</b>	<b>32.943</b>	<b>V.PRATAMA</b>	<b>21.897</b>	22	C.O'GORMAN	1'41.331	1'41.559	(21)
23	R.YAMANAKA	21.998	C.O'GORMAN	24.727	C.O'GORMAN	33.031	Z.MITANI	21.906	23	R.YAMANAKA	1'41.625	1'41.798	(23)
24	<b>L.RAMMERSTOR</b>	<b>22.077</b>	<b>R.YAMANAKA</b>	<b>24.731</b>	<b>Z.MITANI</b>	<b>33.123</b>	<b>R.YAMANAKA</b>	<b>21.978</b>	24	Z.MITANI	1'41.857	1'42.236	(25)
25	Z.MITANI	22.110	L.RAMMERSTOR	24.839	L.RAMMERSTOR	33.197	L.RAMMERSTOR	22.092	25	L.RAMMERSTORFER	1'42.205	1'42.228	(24)

These data/results cannot be reproduced, stored and/or transmitted in whole or in part by any manner of electronic, mechanical, photocopying, recording, broadcasting or otherwise now known or herein after developed without the previous express consent by the copyright owner, except for reproduction in daily press and regular printed publications on sale to the public within 60 days of the event related to those data/results and always provided that copyright symbol appears together as follows below.

© MotoGP Sports Entertainment Group, 2026

**BEST PARTIAL TIMES**

MICHELIN GRAND PRIX OF FRANCE  
FREE PRACTICE NR. 2



Le Mans 4185 m.

*IT* Ideal Lap Time, sum of the best partial times

*BT* Best Lap Time

Pos	Rider	<b>T1</b>		<b>T2</b>		<b>T3</b>		<b>T4</b>		Pos	Rider	IT	BT	
		Time	Rider	Time	Rider	Time	Rider	Time	Rider					
26	J.RIOS	22.482	J.RIOS	25.170	J.RIOS	33.443	J.RIOS	22.157		26	J.RIOS	1'43.252	1'43.252	(26)

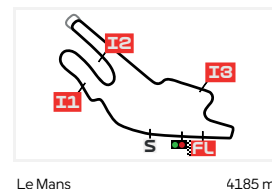
These data/results cannot be reproduced, stored and/or transmitted in whole or in part by any manner of electronic, mechanical, photocopying, recording, broadcasting or otherwise now known or herein after developed without the previous express consent by the copyright owner, except for reproduction in daily press and regular printed publications on sale to the public within 60 days of the event related to those data/results and always provided that copyright symbol appears together as follows below.

© MotoGP Sports Entertainment Group, 2026

# FASTEST LAPS SEQUENCE

## MICHELIN GRAND PRIX OF FRANCE

### FREE PRACTICE NR. 2



Practice Time	#	Rider	Nation	Motorcycle	Time	Km/h	Rider's Lap
3'46.736	51	Brian URIARTE	SPA	KTM	1'43.627	145.3	2
3'48.614	97	Marco MORELLI	ARG	KTM	1'43.505	145.5	2
4'09.763	66	Joel KELSO	AUS	HONDA	1'43.353	145.7	2
4'16.574	83	Alvaro CARPE	SPA	KTM	1'42.731	146.6	2
4'29.666	31	Adrian FERNANDEZ	SPA	HONDA	1'42.566	146.8	2
4'34.353	73	Valentin PERRONE	ARG	KTM	1'42.381	147.1	2
5'28.947	51	Brian URIARTE	SPA	KTM	1'42.211	147.4	3
5'58.709	83	Alvaro CARPE	SPA	KTM	1'42.135	147.5	3
6'11.585	31	Adrian FERNANDEZ	SPA	HONDA	1'41.919	147.8	3
6'15.740	73	Valentin PERRONE	ARG	KTM	1'41.387	148.5	3
7'52.880	31	Adrian FERNANDEZ	SPA	HONDA	1'41.295	148.7	4
9'37.078	64	David MUÑOZ	SPA	KTM	1'40.961	149.2	5
11'19.697	73	Valentin PERRONE	ARG	KTM	1'40.877	149.3	6
13'57.576	97	Marco MORELLI	ARG	KTM	1'40.825	149.4	8
14'53.903	22	David ALMANSA	SPA	KTM	1'40.791	149.4	8
18'09.488	73	Valentin PERRONE	ARG	KTM	1'40.623	149.7	10
23'18.693	11	Adrian CRUCES	SPA	KTM	1'40.534	149.8	11
27'50.086	31	Adrian FERNANDEZ	SPA	HONDA	1'40.255	150.2	13

These data/results cannot be reproduced, stored and/or transmitted in whole or in part by any manner of electronic, mechanical, photocopying, recording, broadcasting or otherwise now known or herein after developed without the previous express consent by the copyright owner, except for reproduction in daily press and regular printed publications on sale to the public within 60 days of the event related to those data/results and always provided that copyright symbol appears together as follows below.

© MotoGP Sports Entertainment Group, 2026

Official MotoGP Timing by [www.motogp.com](http://www.motogp.com)

Le Mans, Saturday, May 9, 2026