

Pirelli Dutch Round, 11-13 April 2025
Results Race 1

Laps 12 = 54,504 Km - Time of Race 21'58.625 - Avg. 148,802 km/h

1 / 2

Pos	Grid	No. Rider	Nat	Team	Bike	LL	Gap	Rel.	Fastest Lap	Speed		
1	3	6 J. BUIS	NED	Freudenberg KTM-Paligo Racing	KTM RC 390 R	12			1'48.719	197,8	1'48.651	194,9
2	6	12 H. MAIER	BRA	Yamaha AD78 FIMLA by MS Racing	Yamaha YZF-R3	12	0.093	0.093	1'48.863	194,2	1'48.942	197,1
3	1	48 J. GARCIA	ESP	Prodina Kawasaki Racing Sport	Kawasaki Ninja 400	12	0.191	0.098	1'48.534	192,2	1'48.112	191,2
4	2	38 D. SALVADOR	ESP	Team ProDina XCI	Kawasaki Ninja 400	12	0.355	0.164	1'48.636	191,8	1'48.476	193,5
5	5	7 B. FERNANDEZ	ESP	Team#109 Retro Traffic Kove	Kove 321 RR-S	12	0.400	0.045	1'48.158	194,2	1'48.801	193,9
6	4	50 C. THOMPSON	AUS	MTM Kawasaki	Kawasaki Ninja 400	12	0.615	0.215	1'48.461	195,7	1'48.725	192,2
7	10	88 D. MOGEDA	ESP	Pons Motosport Italika Racing	Kawasaki Ninja 400	12	11.192	10.577	1'49.848	190,1	1'49.350	188,5
8	13	91 M. VANNUCCI	ITA	PATA AG Motorsport Italia WorldSSP300	Yamaha YZF-R3	12	11.221	0.029	1'49.745	191,2	1'49.466	189,5
9	17	77 J. OSUNA	ESP	ZAPPAS-DEZA-BOX 77 Racing Team	Kawasaki Ninja 400	12	11.271	0.050	1'49.177	193,2	1'49.629	189,8
10	7	26 M. GENNAI	ITA	MTM Kawasaki	Kawasaki Ninja 400	12	11.378	0.107	1'49.002	196,0	1'49.071	193,2
11	30	62 K. FONTAINHA	BRA	Yamaha AD78 FIMLA by MS Racing	Yamaha YZF-R3	12	11.507	0.129	1'49.329	195,7	1'49.249	187,2
12	9	27 F. MULYA	INA	ProGP NitiRacing	Yamaha YZF-R3	12	11.924	0.417	1'49.782	193,9	1'49.277	192,2
13	16	85 K. SABATUCCI	ITA	Accolade Funds Smrz Racing BGR	Kawasaki Ninja 400	12	12.227	0.303	1'49.309	193,5	1'49.571	191,8
14	15	23 E. BARTOLINI	ITA	Team BrCorse	Yamaha YZF-R3	12	12.260	0.033	1'49.840	193,5	1'49.550	184,6
15	24	69 A. DI PERSIO	ITA	ARCO MotoR University Team	Yamaha YZF-R3	12	12.434	0.174	1'48.914	192,5	1'50.189	189,1
16	8	43 M. GAGGI	ITA	Team BrCorse	Yamaha YZF-R3	12	12.869	0.435	1'49.525	194,2	1'49.188	189,1
17 P	22	79 T. ALONSO	PDR	Pons Motosport Italika Racing	Kawasaki Ninja 400	12	12.872	0.003	1'49.315	195,3	1'50.048	191,2
18 P	19	13 R. FERNANDEZ	ESP	Kawasaki Junior Team by MTM	Kawasaki Ninja 400	12	12.875	0.003	1'49.779	195,3	1'49.806	189,5
19	20	39 J. RISUENO	ESP	MS Racing	Yamaha YZF-R3	12	12.890	0.015	1'49.242	194,6	1'49.915	190,8
20	14	96 M. VICH	ESP	Yamaha Motoxrcing WorldSSP300 Team	Yamaha YZF-R3	12	13.018	0.128	1'49.685	194,2	1'49.506	190,1
21	18	87 C. SWAIN	AUS	Yamaha Motoxrcing WorldSSP300 Team	Yamaha YZF-R3	12	20.164	7.146	1'49.876	192,5	1'49.726	191,2
22 P	27	4 E. CAZZANIGA	ITA	Racestar Trasimeno	Yamaha YZF-R3	12	21.000	0.836	1'49.662	194,2	1'50.596	187,2
23	28	58 V. FOLGER	GER	ARCO MotoR University Team	Yamaha YZF-R3	12	51.986	30.986	1'52.645	190,8	1'52.702	180,0
24	29	29 G. ZANNINI	ITA	Kawasaki GP Project	Kawasaki Ninja 400	12	52.279	0.293	1'52.901	186,5	1'53.171	177,3
-----Not Classified-----												
RET	25	16 U. HIDALGO	ESP	ZAPPAS-DEZA-BOX 77 Racing Team	Kawasaki Ninja 400	10	2 Laps		1'49.735	189,1	1'50.205	188,5
RET	12	53 P. SVOBODA	CZE	Kawasaki Junior Team by MTM	Kawasaki Ninja 400	9	3 Laps		1'49.464	189,5	1'49.423	189,5
RET	21	9 E. ERCOLANI	ITA	Kawasaki GP Project	Kawasaki Ninja 400	9	3 Laps		1'50.473	191,5	1'49.970	193,2
RET	26	36 F. TOREQOTTULLAH	INA	ProGP NitiRacing	Yamaha YZF-R3	6	6 Laps		1'52.188	189,8	1'50.490	192,5
RET	11	47 A. TORRES	ESP	Team ProDina XCI	Kawasaki Ninja 400	4	8 Laps		1'48.747	194,6	1'49.381	193,9
RET	23	11 F. NOVOTNY	CZE	Accolade Funds Smrz Racing BGR	Kawasaki Ninja 400	3	9 Laps		1'49.676	192,2	1'50.184	189,5

AIR	Humidity:	41%	Temp:	19°C
TRACK	Condition:	Dry	Temp:	24°C

Records	Pole [SP]	2025	J.Garcia	1'48.112	151,243 Km/h
	Race [RC1]	2023	J.Buis	1'48.952	150,077 Km/h
	All Times [FP]	2025	J.Buis	1'47.875	151,575 Km/h
Race Fastest Lap	[New Record]	Lap 2	B.Fernandez	1'48.158	151,179 Km/h

LAP LEADERS					
No. Rider	From	To	Laps	Total	
6 J. BUIS	1	2	2		
48 J. GARCIA	3	3	1	1	
6 J. BUIS	4	4	1		
12 H. MAIER	5	6	2		
6 J. BUIS	7	7	1		
7 B. FERNANDEZ	8	8	1	1	
38 D. SALVADOR	9	10	2	2	
12 H. MAIER	11	11	1	3	
6 J. BUIS	12	12	1	5	

TOTAL LEADER LAPS		
No. Rider	Laps	
6 J. BUIS	18	
66 P. TONN	6	
12 H. MAIER	3	
38 D. SALVADOR	3	
7 B. FERNANDEZ	2	
47 A. TORRES	1	
48 J. GARCIA	1	

12/04/2025 Start End 13:11 The results are provisional until the end of the time limit for protests and appeals and the completion of the technical checks.

These data/results cannot be reproduced, stored and/or transmitted in whole or in part by any manner of electronic, mechanical, photocopying, recording, broadcasting or otherwise now known or herein after developed without the previous express consent by the copyright owner, except for reproduction in daily press and regular printed publications on sale to the public within 60 days of the event related to those data/results and always provided that copyright symbol appears together as follows below.

© DORNA WSBK ORGANIZATION Srl 2025

Pirelli Dutch Round, 11-13 April 2025
Results Race 1

Race Highlights

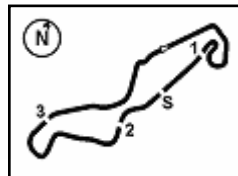
Time	No. Rider	Description
12.42.55		Warm Up Lap Started
12.45.50		Start of Session
12.46.48	36 F. TOREQOTTULLAH	#36 2X Long Lap Penalty - Irresponsible Riding - Portimao Race 2 Sanction
12.48.46		No Jump Starts
12.49.07	36 F. TOREQOTTULLAH	#36 1 of 2X Long Lap Penalty Completed
12.50.13	36 F. TOREQOTTULLAH	#36 2 of 2X Long Lap Penalty Completed
12.51.40	9 E. ERCOLANI	#9 Lap Time Cancelled [1'49.713] - Exceeded Track Limits - Turn 18
12.52.43	36 F. TOREQOTTULLAH	#36 On the Gravel - Rejoined - Turn 7
12.52.57	43 M. GAGGI	#43 Lap Time Cancelled [1'50.173] - Exceeded Track Limits - Turn 17
12.53.20	11 F. NOVOTNY	#11 Crashed - Turn 17
12.53.20	9 E. ERCOLANI	#9 Crashed - Turn 17
12.53.46	47 A. TORRES	#47 Crashed - Turn 5
12.53.54	7 B. FERNANDEZ	#7 Lap Time Cancelled [1'49.909] - Exceeded Track Limits - Turn 18
12.54.00	9 E. ERCOLANI	#9 Rejoined
12.54.25	47 A. TORRES	#47 Not Actively Competing
12.54.26	77 J. OSUNA	#77 Lap Time Cancelled [1'50.175] - Exceeded Track Limits - Turn 18
12.54.52	11 F. NOVOTNY	#11 Not Actively Competing
12.56.16	58 V. FOLGER	#58 Lap Time Cancelled [1'53.732] - Yellow Flag - Turn 16-17
12.56.21	29 G. ZANNINI	#29 Lap Time Cancelled [1'53.497] - Yellow Flag - Turn 16-17
12.56.26	36 F. TOREQOTTULLAH	#36 Lap Time Cancelled [1'59.627] - Yellow Flag - Turn 16-17
12.58.02		Incident in turn 5 - To be reviewed after the race
12.58.24	36 F. TOREQOTTULLAH	#36 Crashed - Turn 8
12.58.59	36 F. TOREQOTTULLAH	#36 Not Actively Competing
12.59.54	9 E. ERCOLANI	#9 Lap Time Cancelled [1'52.201] - Yellow Flag - Turn 8
13.00.40		Incident in turn 17 - To be reviewed after the race
13.01.02		2/3 of Race Distance Completed
13.02.10		Official Ambient Air Temperature 19.6°C - Humidity 40% - Atmospheric Pressure 101.35kPa - Fuel Flow Limit 48.1kg/h
13.03.28	9 E. ERCOLANI	#9 Entered Pit Lane
13.03.55	53 P. SVOBODA	#53 Crashed - Turn 11
13.04.02	16 U. HIDALGO	#16 On the Gravel - Rejoined - Turn 10
13.04.25	9 E. ERCOLANI	#9 Retired
13.04.32	16 U. HIDALGO	#16 Entered Pit Lane
13.04.36	53 P. SVOBODA	#53 Not Actively Competing
13.04.47	53 P. SVOBODA	#53 Medical Centre
13.06.09	4 E. CAZZANIGA	#4 Lap Time Cancelled [1'50.423] - Yellow Flag - Turn 12
13.06.14	87 C. SWAIN	#87 Lap Time Cancelled [1'52.021] - Yellow Flag - Turn 12
13.06.19	16 U. HIDALGO	#16 Lap Time Cancelled [2'23.489] - Yellow Flag - Turn 12
13.06.20	16 U. HIDALGO	#16 Retired
13.06.24	58 V. FOLGER	#58 Lap Time Cancelled [1'54.269] - Yellow Flag - Turn 12
13.06.29	29 G. ZANNINI	#29 Lap Time Cancelled [1'54.576] - Yellow Flag - Turn 12
13.08.21	7 B. FERNANDEZ	#7 Lap Time Cancelled [1'50.457] - Exceeded Track Limits - Turn 18
13.08.27		Podium Confirmed
13.10.57	79 T. ALONSO	#79 Lap Time Cancelled [1'51.852] - Exceeded Track Limits - Turn 17
13.13.30	13 R. FERNANDEZ	#13 Lap Time Cancelled [1'50.983] - Exceeded Track Limits - Turn 18
13.14.11	4 E. CAZZANIGA	#4 Penalized to Drop 1 Position - Exceeded Track Limits on Final Lap - Turn 18
13.14.39	13 R. FERNANDEZ	#13 Penalized to Drop 1 Position - Exceeded Track Limits on Final Lap - Turn 18
13.15.07	79 T. ALONSO	#79 Penalized to Drop 1 Position - Exceeded Track Limits on Final Lap - Turn 17
13.15.29	7 B. FERNANDEZ	#7 Penalized to Drop 1 Position - Exceeded Track Limits on Final Lap - Turn 18
13.15.35		End of Session

Start End The results are provisional until the end of the time limit for protests and appeals and the completion of the technical checks.

12/04/2025 12:45 13:11

These data/results cannot be reproduced, stored and/or transmitted in whole or in part by any manner of electronic, mechanical, photocopying, recording, broadcasting or otherwise now known or herein after developed without the previous express consent by the copyright owner, except for reproduction in daily press and regular printed publications on sale to the public within 60 days of the event related to those data/results and always provided that copyright symbol appears together as follows below.

© DORNA WSBK ORGANIZATION Srl 2025



Pirelli Dutch Round, 11-13 April 2025
Riders Standings

TT Circuit Assen 4.542 m

	Points	Points From First	Points From Previous	March 30 PORTIMAO	April 13 ASSEN	May 18 MOST	June 15 MISANO	September 7 MAGNY-COURS	September 28 ARAGON	October 12 ESTORIL	October 19 JEREZ							
1 GARCIA Julio (ESP)	56			20	20	16												
2 BUIS Jeffrey (NED)	50	6		25	25													
3 FERNANDEZ Benat (ESP)	49	7	1	13	25	11												
4 THOMPSON Carter (AUS)	33	23	16	10	13	10												
5 TORRES Antonio (ESP)	32	24	1	16	16													
6 MAIER Humberto (BRA)	31	25	1	11	20													
7 SALVADOR David (ESP)	24	32	7		11	13												
8 VANNUCCI Matteo (ITA)	22	34	2	9	5	8												
9 MULYA Felix (INA)	20	36	2	7	9	4												
10 TONN Phillip (GER)	18	38	2	8	10													
11 OSUNA Jose (ESP)	14	42	4		7	7												
12 FONTAINHA Kevin (BRA)	14	42	0	5	4	5												
13 ALONSO Tomas (POR)	12	44	2	6	6													
14 BARTOLINI Elia (ITA)	11	45	1	1	8	2												
15 MOGEDA Daniel (ESP)	9	47	2		9													
16 SABATUCCI Kevin (ITA)	8	48	1	3	2	3												
17 GENNAI Mirko (ITA)	6	50	2		6													
18 TOREQOTTULLAH Faerozi (INA)	4	52	2	4														
19 RISUENO Juan (ESP)	3	53	1		3													
20 SVOBODA Petr (CZE)	3	53	0	2	1													
21 DI PERSIO Alessandro (ITA)	1	55	2		1													

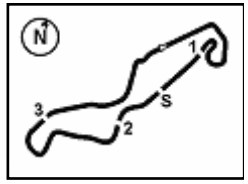
12/04/2025 First Line: Championship Standings - Second Line: Ranking Progression
 These data/results cannot be reproduced, stored and/or transmitted in whole or in part by any manner of electronic, mechanical, photocopying, recording, broadcasting or otherwise now known or herein after developed without the previous express consent by the copyright owner, except for reproduction in daily press and regular printed publications on sale to the public within 60 days of the event related to those data/results and always provided that copyright symbol appears together as follows below.
 © DORNA WSBK ORGANIZATION Srl 2025



Pirelli Dutch Round, 11-13 April 2025
Manufacturers Standings

	Points	Points From First	Points From Previous	March 30	April 13	May 18	June 15	September 7	September 28	October 12	October 19						
				PORTIMAO	ASSEN	MOST	MISANO	MAGNY-COURS	ARAGON	ESTORIL	JEREZ						
1 KTM	60			25 1 3	25 1 1												
2 KAWASAKI	56	4		20 2 1	16 2 2												
3 KOVE	49	11	7	13 3 2	25 2 3	11 3 3											
4 YAMAHA	40	20	9	11 4 4	9 4 4	20 4 4											

12/04/2025 First Line: Championship Standings - Second Line: Ranking Progression
 These data/results cannot be reproduced, stored and/or transmitted in whole or in part by any manner of electronic, mechanical, photocopying, recording, broadcasting or otherwise now known or herein after developed without the previous express consent by the copyright owner, except for reproduction in daily press and regular printed publications on sale to the public within 60 days of the event related to those data/results and always provided that copyright symbol appears together as follows below.
 © DORNA WSBK ORGANIZATION Srl 2025



TT Circuit Assen 4.542 m

Pirelli Dutch Round, 11-13 April 2025
Teams Standings

	March 30 PORTIMAO	April 13 ASSEN	May 18 MIST	June 15 MISANO	September 7 MAGNY-COURS	September 28 ARAGON	October 12 ESTORIL	October 19 JEREZ											
1 Freudenberg KTM-Paligo Racing	68																		
BUIS Jeffrey	50	25	25																
TONN Phillip	18	8	10																
2 Prodina Kawasaki Racing Sport	56 [-12]																		
GARCIA Julio	56	20	20	16															
3 Team ProDina XCI	56 [-12]																		
TORRES Antonio	32	16	16																
SALVADOR David	24		11	13															
4 Team#109 Retro Traffic Kove	49 [-19]																		
FERNANDEZ Benat	49	13	25	11															
5 Yamaha AD78 FIMLA by MS Racing	45 [-23]																		
MAIER Humberto	31	11		20															
FONTEINHA Kevin	14	5	4	5															
6 MTM Kawasaki	39 [-29]																		
THOMPSON Carter	33	10	13	10															
GENNAI Mirko	6			6															
7 ProGP NitiRacing	24 [-44]																		
MULYA Felix	20	7	9	4															
TOREQOTTULLAH Faerozi	4	4																	
8 PATA AG Motorsport Italia WorldSSP300	22 [-46]																		
VANNUCCI Matteo	22	9	5	8															
9 Pons Motosport Italika Racing	21 [-47]																		
ALONSO Tomas	12	6	6																
MOGEDA Daniel	9			9															
10 ZAPPAS-DEZA-BOX 77 Racing Team	14 [-54]																		
OSUNA Jose	14		7	7															
11 Team BrCorse	11 [-57]																		
BARTOLINI Eia	11	1	8	2															
12 Accolade Funds Smrz Racing BGR	8 [-60]																		
SABATUCCI Kevin	8	3	2	3															
13 MS Racing	3 [-65]																		
RISUENO Juan	3		3																
14 Kawasaki Junior Team by MTM	3 [-65]																		
SVOBODA Petr	3	2	1																
15 ARCO MotoR University Team	1 [-67]																		
DI PERSIO Alessandro	1			1															

12/04/2025

These data/results cannot be reproduced, stored and/or transmitted in whole or in part by any manner of electronic, mechanical, photocopying, recording, broadcasting or otherwise now known or herein after developed without the previous express consent by the copyright owner, except for reproduction in daily press and regular printed publications on sale to the public within 60 days of the event related to those data/results and always provided that copyright symbol appears together as follows below.

© DORNA WSBK ORGANIZATION Srl 2025

FICR PERUGIA TIMING



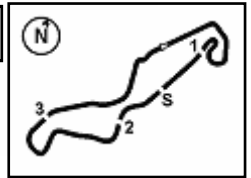
Pirelli Dutch Round, 11-13 April 2025
Pirelli Best Lap Award

	Points	Points From First	Points From Previous	March 30 PORTIMAO	April 13 ASSEN	May 18 MOST	June 15 MISANO	September 7 MAGNY-COURS	September 28 ARAGON	October 12 ESTORIL	October 19 JEREZ							
1 FERNANDEZ Benat [ESP]	1				1													
2 GARCIA Julio [ESP]	1	0		1														
3 SALVADOR David [ESP]	1	0	0	1														

12/04/2025 First Line: Race 1 & 2

These data/results cannot be reproduced, stored and/or transmitted in whole or in part by any manner of electronic, mechanical, photocopying, recording, broadcasting or otherwise now known or herein after developed without the previous express consent by the copyright owner, except for reproduction in daily press and regular printed publications on sale to the public within 60 days of the event related to those data/results and always provided that copyright symbol appears together as follows below.

© DORNA WSBK ORGANIZATION Srl 2025



Pirelli Dutch Round, 11-13 April 2025
Best Sectors & Speed Race 1

RESULTS			
1	6	J. BUIS	KTM RC 390 R
2	12	H. MAIER	Yamaha YZF-R3
3	48	J. GARCIA	Kawasaki Ninja 400
4	38	D. SALVADOR	Kawasaki Ninja 400
5	7	B. FERNANDEZ	Kove 321 RR-5
6	50	C. THOMPSON	Kawasaki Ninja 400
7	88	D. MOGEDA	Kawasaki Ninja 400
8	91	M. VANNUCCI	Yamaha YZF-R3
9	77	J. OSUNA	Kawasaki Ninja 400
10	26	M. GENNAI	Kawasaki Ninja 400
11	62	K. FONTAINHA	Yamaha YZF-R3
12	27	F. MULYA	Yamaha YZF-R3
13	85	K. SABATUCCI	Kawasaki Ninja 400
14	23	E. BARTOLINI	Yamaha YZF-R3
15	69	A. DI PERSIO	Yamaha YZF-R3
16	43	M. GAGGI	Yamaha YZF-R3
17	79	T. ALONSO	Kawasaki Ninja 400
18	13	R. FERNANDEZ	Kawasaki Ninja 400
19	39	J. RISUENO	Yamaha YZF-R3
20	96	M. VICH	Yamaha YZF-R3
21	87	C. SWAIN	Yamaha YZF-R3
22	4	E. CAZZANIGA	Yamaha YZF-R3
23	58	V. FOLGER	Yamaha YZF-R3
24	29	G. ZANNINI	Kawasaki Ninja 400
RET	16	U. HIDALGO	Kawasaki Ninja 400
RET	53	P. SVOBODA	Kawasaki Ninja 400
RET	9	E. ERCOLANI	Kawasaki Ninja 400
RET	36	F. TOREOOTTULLAH	Yamaha YZF-R3
RET	47	A. TORRES	Kawasaki Ninja 400
RET	11	F. NOVOTNY	Kawasaki Ninja 400

SPEED				
1	6	J. BUIS	KTM RC 390 R	197,8
2	26	M. GENNAI	Kawasaki Ninja 400	196,0
3	50	C. THOMPSON	Kawasaki Ninja 400	195,7
4	62	K. FONTAINHA	Yamaha YZF-R3	195,7
5	79	T. ALONSO	Kawasaki Ninja 400	195,3
6	13	R. FERNANDEZ	Kawasaki Ninja 400	195,3
7	47	A. TORRES	Kawasaki Ninja 400	194,6
8	39	J. RISUENO	Yamaha YZF-R3	194,6
9	7	B. FERNANDEZ	Kove 321 RR-5	194,2
10	12	H. MAIER	Yamaha YZF-R3	194,2
11	96	M. VICH	Yamaha YZF-R3	194,2
12	43	M. GAGGI	Yamaha YZF-R3	194,2
13	4	E. CAZZANIGA	Yamaha YZF-R3	194,2
14	27	F. MULYA	Yamaha YZF-R3	193,9
15	23	E. BARTOLINI	Yamaha YZF-R3	193,5
16	85	K. SABATUCCI	Kawasaki Ninja 400	193,5
17	77	J. OSUNA	Kawasaki Ninja 400	193,2
18	69	A. DI PERSIO	Yamaha YZF-R3	192,5
19	87	C. SWAIN	Yamaha YZF-R3	192,5
20	11	F. NOVOTNY	Kawasaki Ninja 400	192,2
21	48	J. GARCIA	Kawasaki Ninja 400	192,2
22	38	D. SALVADOR	Kawasaki Ninja 400	191,8
23	9	E. ERCOLANI	Kawasaki Ninja 400	191,5
24	91	M. VANNUCCI	Yamaha YZF-R3	191,2
25	58	V. FOLGER	Yamaha YZF-R3	190,8
26	88	D. MOGEDA	Kawasaki Ninja 400	190,1
27	36	F. TOREOOTTULLAH	Yamaha YZF-R3	189,8
28	53	P. SVOBODA	Kawasaki Ninja 400	189,5
29	16	U. HIDALGO	Kawasaki Ninja 400	189,1
30	29	G. ZANNINI	Kawasaki Ninja 400	186,5

SEG. 1			
1	47	A. TORRES	34.939
2	6	J. BUIS	35.110
3	50	C. THOMPSON	35.120
4	77	J. OSUNA	35.155
5	91	M. VANNUCCI	35.173
6	38	D. SALVADOR	35.182
7	48	J. GARCIA	35.184
8	7	B. FERNANDEZ	35.195
9	96	M. VICH	35.290
10	79	T. ALONSO	35.322
11	26	M. GENNAI	35.325
12	12	H. MAIER	35.372
13	23	E. BARTOLINI	35.375
14	53	P. SVOBODA	35.383
15	27	F. MULYA	35.392
16	88	D. MOGEDA	35.402
17	69	A. DI PERSIO	35.438
18	39	J. RISUENO	35.463
19	62	K. FONTAINHA	35.465
20	85	K. SABATUCCI	35.478
21	4	E. CAZZANIGA	35.479
22	13	R. FERNANDEZ	35.539
23	87	C. SWAIN	35.565
24	43	M. GAGGI	35.578
25	16	U. HIDALGO	35.652
26	9	E. ERCOLANI	35.793
27	11	F. NOVOTNY	35.822
28	36	F. TOREOOTTULLAH	36.063
29	58	V. FOLGER	36.419
30	29	G. ZANNINI	36.460

SEG. 2			
1	50	C. THOMPSON	17.460
2	12	H. MAIER	17.508
3	7	B. FERNANDEZ	17.517
4	6	J. BUIS	17.580
5	48	J. GARCIA	17.582
6	62	K. FONTAINHA	17.614
7	26	M. GENNAI	17.619
8	47	A. TORRES	17.627
9	87	C. SWAIN	17.629
10	79	T. ALONSO	17.644
11	13	R. FERNANDEZ	17.645
12	27	F. MULYA	17.650
13	23	E. BARTOLINI	17.661
14	53	P. SVOBODA	17.664
15	85	K. SABATUCCI	17.686
16	91	M. VANNUCCI	17.695
17	11	F. NOVOTNY	17.700
18	88	D. MOGEDA	17.705
19	69	A. DI PERSIO	17.711
20	38	D. SALVADOR	17.717
21	39	J. RISUENO	17.720
22	77	J. OSUNA	17.732
23	96	M. VICH	17.734
24	43	M. GAGGI	17.761
25	9	E. ERCOLANI	17.810
26	4	E. CAZZANIGA	17.842
27	16	U. HIDALGO	17.847
28	36	F. TOREOOTTULLAH	18.182
29	58	V. FOLGER	18.268
30	29	G. ZANNINI	18.319

SEG. 3			
1	48	J. GARCIA	29.506
2	12	H. MAIER	29.761
3	50	C. THOMPSON	29.769
4	7	B. FERNANDEZ	29.781
5	38	D. SALVADOR	29.785
6	47	A. TORRES	29.803
7	69	A. DI PERSIO	29.878
8	26	M. GENNAI	29.900
9	6	J. BUIS	29.907
10	91	M. VANNUCCI	29.924
11	88	D. MOGEDA	30.027
12	53	P. SVOBODA	30.062
13	23	E. BARTOLINI	30.080
14	4	E. CAZZANIGA	30.090
15	16	U. HIDALGO	30.093
16	62	K. FONTAINHA	30.139
17	77	J. OSUNA	30.154
18	27	F. MULYA	30.156
19	43	M. GAGGI	30.194
20	96	M. VICH	30.219
21	85	K. SABATUCCI	30.225
22	39	J. RISUENO	30.230
23	13	R. FERNANDEZ	30.293
24	79	T. ALONSO	30.294
25	9	E. ERCOLANI	30.300
26	11	F. NOVOTNY	30.364
27	87	C. SWAIN	30.381
28	36	F. TOREOOTTULLAH	30.715
29	29	G. ZANNINI	30.897
30	58	V. FOLGER	30.926

SEG. 4			
1	12	H. MAIER	25.336
2	26	M. GENNAI	25.448
3	38	D. SALVADOR	25.467
4	88	D. MOGEDA	25.514
5	47	A. TORRES	25.542
6	48	J. GARCIA	25.545
7	7	B. FERNANDEZ	25.545
8	43	M. GAGGI	25.573
9	50	C. THOMPSON	25.580
10	6	J. BUIS	25.629
11	53	P. SVOBODA	25.644
12	85	K. SABATUCCI	25.662
13	77	J. OSUNA	25.679
14	79	T. ALONSO	25.686
15	62	K. FONTAINHA	25.700
16	39	J. RISUENO	25.706
17	9	E. ERCOLANI	25.719
18	91	M. VANNUCCI	25.762
19	11	F. NOVOTNY	25.774
20	69	A. DI PERSIO	25.791
21	4	E. CAZZANIGA	25.798
22	96	M. VICH	25.800
23	13	R. FERNANDEZ	25.808
24	87	C. SWAIN	25.818
25	16	U. HIDALGO	25.826
26	23	E. BARTOLINI	25.862
27	27	F. MULYA	25.927
28	36	F. TOREOOTTULLAH	26.229
29	29	G. ZANNINI	26.277
30	58	V. FOLGER	26.436

12/04/2025

These data/results cannot be reproduced, stored and/or transmitted in whole or in part by any manner of electronic, mechanical, photocopying, recording, broadcasting or otherwise now known or herein after developed without the previous express consent by the copyright owner, except for reproduction in daily press and regular printed publications on sale to the public within 60 days of the event related to those data/results and always provided that copyright symbol appears together as follows below.

© DORNA WSBK ORGANIZATION Srl 2025

Pirelli Dutch Round, 11-13 April 2025
Lap Chart Race 1

1 / 4

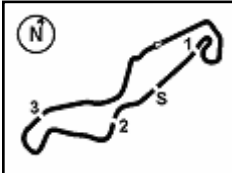
Lap												
	1	2	3	4	5	6	7	8	9	10	11	12
1	6	6	48	6	12	12	6	7	38	38	12	6
2	38	38	38	48	7	38	7	48	7	12	6	12
3	12	7	7	50	48	50	38	38	48	7	7	48
4	48	48	6	38	50	7	50	6	50	6	38	7
5	47	47	47	12	38	6	12	12	6	48	50	38
6	7	12	12	47	6	48	48	50	12	50	48	50
7	50	50	50	7	53	53	77	77	88	23	79	88
8	91	96	88	91	88	88	91	88	79	88	77	91
9	88	26	91	88	26	91	88	91	77	91	91	77
10	96	91	26	26	91	77	27	53	53	77	62	26
11	26	88	53	79	79	96	53	27	27	27	88	62
12	53	53	79	53	96	79	62	79	91	39	23	27
13	13	13	96	27	27	27	79	62	39	79	26	85
14	23	79	23	96	23	23	23	23	23	62	69	23
15	27	23	13	23	77	62	39	39	43	69	85	69
16	39	39	27	77	62	39	96	96	62	85	27	79
17	79	27	39	13	85	85	43	43	85	26	39	13
18	85	77	77	62	39	43	85	85	69	43	13	43
19	9	85	9	39	13	26	13	13	96	96	43	39
20	77	9	11	85	43	13	69	69	13	13	96	96
21	11	11	62	87	87	4	4	26	26	4	4	4
22	69	62	85	43	4	87	87	4	4	87	87	87
23	87	87	69	4	69	69	26	16	16	16	29	58
24	62	69	87	16	16	16	16	87	87	58	58	29
25	43	43	43	69	58	29	58	58	29	29		
26	36	4	4	58	29	58	29	29	58			
27	4	16	16	29	36	36	9	9				
28	16	58	58	36	9	9						
29	58	29	29	9								
30	29	36	36									

Final Result		
1	6 J. BUIS	Laps 12
2	12 H. MAIER	0.093
3	48 J. GARCIA	0.191
4	38 D. SALVADOR	0.355
5	7 B. FERNANDEZ (P)	0.400
6	50 C. THOMPSON	0.615
7	88 D. MOGEDA	11.192
8	91 M. VANNUCCI	11.221
9	77 J. OSUNA	11.271
10	26 M. GENNAI	11.378
11	62 K. FONTAINHA	11.507
12	27 F. MULYA	11.924
13	85 K. SABATUCCI	12.227
14	23 E. BARTOLINI	12.260
15	69 A. DI PERSIO	12.434
16	43 M. GAGGI	12.869
17	79 T. ALONSO (P)	12.872
18	13 R. FERNANDEZ (P)	12.875
19	39 J. RISUENO	12.890
20	96 M. VICH	13.018
21	87 C. SWAIN	20.164
22	4 E. CAZZANIGA (P)	21.000
23	58 V. FOLGER	51.986
24	29 G. ZANNINI	52.279
RET	16 U. HIDALGO	2 Laps
RET	53 P. SVOBODA	3 Laps
RET	9 E. ERCOLANI	3 Laps
RET	36 F. TOREQOTTULLAH	6 Laps
RET	47 A. TORRES	8 Laps
RET	11 F. NOVOTNY	9 Laps

12/04/2025

These data/results cannot be reproduced, stored and/or transmitted in whole or in part by any manner of electronic, mechanical, photocopying, recording, broadcasting or otherwise now known or herein after developed without the previous express consent by the copyright owner, except for reproduction in daily press and regular printed publications on sale to the public within 60 days of the event related to those data/results and always provided that copyright symbol appears together as follows below.

© DORNA WSBK ORGANIZATION Srl 2025

4.7	
WorldSSP300	
102/03	

TT Circuit Assen 4.542 m

Pirelli Dutch Round, 11-13 April 2025 Lap Chart Race 1

2 / 4

Lap 1

1	6	J.Buis	1'53.599
2	38	D.Salvador	0.154
3	12	H.Maier	0.325
4	48	J.Garcia	0.565
5	47	A.Torres	0.718
6	7	B.Fernandez	0.896
7	50	C.Thompson	1.164
8	91	M.Vannucci	2.399
9	88	D.Mogeda	2.524
10	96	M.Vich	2.712
11	26	M.Gennai	2.811
12	53	P.Svoboda	3.197
13	13	R.Fernandez	3.405
14	23	E.Bartolini	3.478
15	27	F.Mulya	3.776
16	39	J.Risueno	3.889
17	79	T.Alonso	4.039
18	85	K.Sabatucci	4.214
19	9	E.Ercolani	4.412
20	77	J.Osuna	4.453
21	11	F.Novotny	4.513
22	69	A.Di Persio	4.545
23	87	C.Swain	4.767
24	62	K.Fontainha	4.897
25	43	M.Gaggi	4.960
26	36	F.Toreqottullah	4.981
27	4	E.Cazzaniga	5.357
28	16	U.Hidalgo	5.461
29	58	V.Folger	6.103
30	29	G.Zannini	6.267

Lap 2

1	6	J.Buis	3'42.318
2	38	D.Salvador	0.071
3	7	B.Fernandez	0.335
4	48	J.Garcia	0.455
5	47	A.Torres	0.746
6	12	H.Maier	0.858
7	50	C.Thompson	0.906
8	96	M.Vich	3.892
9	26	M.Gennai	3.922
10	91	M.Vannucci	3.953
11	88	D.Mogeda	4.094
12	53	P.Svoboda	4.260
13	13	R.Fernandez	4.465
14	79	T.Alonso	4.635
15	23	E.Bartolini	4.893
16	39	J.Risueno	5.151
17	27	F.Mulya	5.210
18	77	J.Osuna	5.262
19	85	K.Sabatucci	5.402
20	9	E.Ercolani	5.406
21	11	F.Novotny	5.470
22	62	K.Fontainha	6.089
23	87	C.Swain	6.411
24	69	A.Di Persio	6.607
25	43	M.Gaggi	6.710
26	4	E.Cazzaniga	6.979
27	16	U.Hidalgo	7.098
28	58	V.Folger	10.452
29	29	G.Zannini	10.509
30	36	F.Toreqottullah	11.025

Lap 3

1	48	J.Garcia	5'31.307
2	38	D.Salvador	0.029
3	7	B.Fernandez	0.268
4	6	J.Buis	0.515
5	47	A.Torres	0.637
6	12	H.Maier	0.732
7	50	C.Thompson	0.938
8	88	D.Mogeda	5.069

9	91	M.Vannucci	5.138
10	26	M.Gennai	5.359
11	53	P.Svoboda	5.654
12	79	T.Alonso	5.704
13	96	M.Vich	5.806
14	23	E.Bartolini	6.201
15	13	R.Fernandez	6.221
16	27	F.Mulya	6.250
17	39	J.Risueno	6.467
18	77	J.Osuna	6.578
19	9	E.Ercolani	6.890
20	11	F.Novotny	7.069
21	62	K.Fontainha	7.149
22	85	K.Sabatucci	7.408
23	69	A.Di Persio	7.586
24	87	C.Swain	7.824
25	43	M.Gaggi	7.894
26	4	E.Cazzaniga	8.069
27	16	U.Hidalgo	8.175
28	58	V.Folger	14.108
29	29	G.Zannini	14.495
30	36	F.Toreqottullah	16.956

Lap 4

1	6	J.Buis	7'20.862
2	48	J.Garcia	0.048
3	50	C.Thompson	0.168
4	38	D.Salvador	0.209
5	12	H.Maier	0.329
6	47	A.Torres	0.540
7	7	B.Fernandez	0.622
8	91	M.Vannucci	5.328
9	88	D.Mogeda	5.503
10	26	M.Gennai	5.571
11	79	T.Alonso	5.686
12	53	P.Svoboda	5.880
13	27	F.Mulya	6.477
14	96	M.Vich	6.624
15	23	E.Bartolini	6.703
16	77	J.Osuna	7.198
17	13	R.Fernandez	7.225
18	62	K.Fontainha	7.227
19	39	J.Risueno	7.365
20	85	K.Sabatucci	8.076
21	87	C.Swain	8.352
22	43	M.Gaggi	8.468
23	4	E.Cazzaniga	8.761
24	16	U.Hidalgo	9.057
25	69	A.Di Persio	9.310
26	58	V.Folger	18.285
27	29	G.Zannini	18.437
28	36	F.Toreqottullah	27.028
29	9	E.Ercolani	58.592

Lap 5

1	12	H.Maier	9'10.312
2	7	B.Fernandez	0.162
3	48	J.Garcia	0.329
4	50	C.Thompson	0.524
5	38	D.Salvador	0.550
6	6	J.Buis	0.738
7	53	P.Svoboda	5.894
8	88	D.Mogeda	5.901
9	26	M.Gennai	5.951
10	91	M.Vannucci	5.997
11	79	T.Alonso	6.763
12	96	M.Vich	6.859
13	27	F.Mulya	6.984
14	23	E.Bartolini	7.093
15	77	J.Osuna	7.212
16	62	K.Fontainha	8.039
17	85	K.Sabatucci	8.041
18	39	J.Risueno	8.275

19	13	R.Fernandez	8.491
20	43	M.Gaggi	8.567
21	87	C.Swain	8.778
22	4	E.Cazzaniga	8.973
23	69	A.Di Persio	9.960
24	16	U.Hidalgo	10.052
25	58	V.Folger	23.533
26	29	G.Zannini	23.670
27	36	F.Toreqottullah	30.675
28	9	E.Ercolani	1'07.618

Lap 6

1	12	H.Maier	10'59.709
2	38	D.Salvador	0.044
3	50	C.Thompson	0.280
4	7	B.Fernandez	0.300
5	6	J.Buis	0.665
6	48	J.Garcia	0.784
7	53	P.Svoboda	6.772
8	88	D.Mogeda	6.835
9	91	M.Vannucci	6.848
10	77	J.Osuna	6.992
11	96	M.Vich	7.198
12	79	T.Alonso	7.356
13	27	F.Mulya	7.432
14	23	E.Bartolini	7.692
15	62	K.Fontainha	8.237
16	39	J.Risueno	8.437
17	85	K.Sabatucci	8.603
18	43	M.Gaggi	8.763
19	26	M.Gennai	8.832
20	13	R.Fernandez	8.998
21	4	E.Cazzaniga	9.366
22	87	C.Swain	10.058
23	69	A.Di Persio	10.118
24	16	U.Hidalgo	10.390
25	29	G.Zannini	27.823
26	58	V.Folger	27.959
27	36	F.Toreqottullah	33.466
28	9	E.Ercolani	1'10.628

Lap 7

1	6	J.Buis	12'49.368
2	7	B.Fernandez	0.044
3	38	D.Salvador	0.143
4	50	C.Thompson	0.269
5	12	H.Maier	0.343
6	48	J.Garcia	0.615
7	77	J.Osuna	6.984
8	91	M.Vannucci	7.022
9	88	D.Mogeda	7.156
10	27	F.Mulya	7.627
11	53	P.Svoboda	7.879
12	62	K.Fontainha	7.907
13	79	T.Alonso	7.955
14	23	E.Bartolini	7.964
15	39	J.Risueno	8.020
16	96	M.Vich	8.112
17	43	M.Gaggi	9.077
18	85	K.Sabatucci	9.481
19	13	R.Fernandez	9.735
20	69	A.Di Persio	10.614
21	4	E.Cazzaniga	10.673
22	87	C.Swain	10.774
23	26	M.Gennai	10.791
24	16	U.Hidalgo	10.841
25	58	V.Folger	32.695
26	29	G.Zannini	32.708
27	9	E.Ercolani	1'13.170

Lap 8

1	7	B.Fernandez	14'38.801
2	48	J.Garcia	0.062

Lap 9

1	38	D.Salvador	16'28.389
2	7	B.Fernandez	0.029
3	48	J.Garcia	0.161
4	50	C.Thompson	0.349
5	6	J.Buis	0.483
6	12	H.Maier	0.555
7	88	D.Mogeda	8.344
8	79	T.Alonso	8.570
9	77	J.Osuna	8.616
10	53	P.Svoboda	8.742
11	27	F.Mulya	8.952
12	91	M.Vannucci	9.076
13	39	J.Risueno	9.182
14	23	E.Bartolini	9.388
15	43	M.Gaggi	9.613
16	62	K.Fontainha	9.697
17	85	K.Sabatucci	9.818
18	69	A.Di Persio	10.367
19	96	M.Vich	10.378
20	13	R.Fernandez	10.602
21	26	M.Gennai	10.613
22	4	E.Cazzaniga	11.528
23	16	U.Hidalgo	11.618
24	87	C.Swain	13.336
25	29	G.Zannini	41.702
26	58	V.Folger	41.771
27	9	E.Ercolani	

Lap 10

1	38	D.Salvador	18'18.492
2	12	H.Maier	0.080
3	7	B.Fernandez	0.203
4	6	J.Buis	0.503
5	48	J.Garcia	0.632
6	50	C.Thompson	0.759
7	23	E.Bartolini	9.309
8	88	D.Mogeda	9.325
9	91	M.Vannucci	9.362
10	77	J.Osuna	9.545
11	27	F.Mulya	9.828
12	39	J.Risueno	9.966
13	79	T.Alonso	10.107
14	62	K.Fontainha	10.204
15	69	A.Di Persio	10.319
16	85	K.Sabatucci	10.548
17	26	M.Gennai	10.707

12/04/2025
These data/results cannot be reproduced, stored and/or transmitted in whole or in part by any manner of electronic, mechanical, photocopying, recording, broadcasting or otherwise now known or herein after developed without the previous express consent by the copyright owner, except for reproduction in daily press and regular printed publications on sale to the public within 60 days of the event related to those data/results and always provided that copyright symbol appears together as follows below.
© DORNA WSBK ORGANIZATION Srl 2025

Pirelli Dutch Round, 11-13 April 2025
Lap Chart Race 1

3 / 4

18	43	M.Gaggi	10.747
19	96	M.Vich	10.767
20	13	R.Fernandez	10.935
21	4	E.Cazzaniga	11.848
22	87	C.Swain	15.254
23	16	U.Hidalgo	45.004
24	58	V.Folger	45.937
25	29	G.Zannini	46.175

Lap 11

1	12	H.Maier	20'08.093
2	6	J.Buis	0.205
3	7	B.Fernandez	0.342
4	38	D.Salvador	0.421
5	50	C.Thompson	0.531
6	48	J.Garcia	0.646
7	79	T.Alonso	11.229
8	77	J.Osuna	11.298
9	91	M.Vannucci	11.477
10	62	K.Fontainha	11.486
11	88	D.Mogeda	11.504
12	23	E.Bartolini	11.620
13	26	M.Gennai	11.678
14	69	A.Di Persio	11.761
15	85	K.Sabatucci	11.909
16	27	F.Mulya	11.969
17	39	J.Risueno	12.112
18	13	R.Fernandez	12.391
19	43	M.Gaggi	12.485
20	96	M.Vich	12.536
21	4	E.Cazzaniga	12.580
22	87	C.Swain	17.666
23	29	G.Zannini	49.475
24	58	V.Folger	49.521

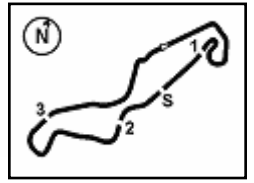
Lap 12

1	6	J.Buis	21'58.625
2	12	H.Maier	0.093
3	48	J.Garcia	0.191
4	7	B.Fernandez	0.267
5	38	D.Salvador	0.355
6	50	C.Thompson	0.615
7	88	D.Mogeda	11.192
8	91	M.Vannucci	11.221
9	77	J.Osuna	11.271
10	26	M.Gennai	11.378
11	62	K.Fontainha	11.507
12	27	F.Mulya	11.924
13	85	K.Sabatucci	12.227
14	23	E.Bartolini	12.260
15	69	A.Di Persio	12.434
16	79	T.Alonso	12.549
17	13	R.Fernandez	12.842
18	43	M.Gaggi	12.869
19	39	J.Risueno	12.890
20	96	M.Vich	13.018
21	4	E.Cazzaniga	13.300
22	87	C.Swain	20.164
23	58	V.Folger	51.986
24	29	G.Zannini	52.279

12/04/2025

These data/results cannot be reproduced, stored and/or transmitted in whole or in part by any manner of electronic, mechanical, photocopying, recording, broadcasting or otherwise now known or herein after developed without the previous express consent by the copyright owner, except for reproduction in daily press and regular printed publications on sale to the public within 60 days of the event related to those data/results and always provided that copyright symbol appears together as follows below.

© DORNA WSBK ORGANIZATION Srl 2025



TT Circuit Assen 4.542 m

4 / 4

Pirelli Dutch Round, 11-13 April 2025
Lap Chart Race 1

Race Pace Comparison

	6 Bui	12 Mai	48 Gaj	38 Sal	7 FeB	50 Tho	88 Mog	91 Van	77 Osu	26 Gen	62 Fon	27 Mul	85 Sab	23 Bar
1	1'53.599	1'53.924	1'54.164	1'53.753	1'54.495	1'54.763	1'56.123	1'55.998	1'58.052	1'56.410	1'58.496	1'57.375	1'57.813	1'57.077
2	1'48.719	1'49.252	1'48.609	1'48.636	1'48.158	1'48.461	1'50.289	1'50.273	1'49.528	1'49.830	1'49.911	1'50.153	1'49.907	1'50.134
3	1'49.504	1'48.863	1'48.534	1'48.947	1'48.922	1'49.021	1'49.964	1'50.174	1'50.305	1'50.426	1'50.049	1'50.029	1'50.995	1'50.297
4	1'49.040	1'49.152	1'49.603	1'49.735	1'49.909	1'48.785	1'49.989	1'49.745	1'50.175	1'49.767	1'49.633	1'49.782	1'50.223	1'50.057
5	1'50.188	1'49.121	1'49.731	1'49.791	1'48.990	1'49.806	1'49.848	1'50.119	1'49.464	1'49.830	1'50.262	1'49.957	1'49.415	1'49.840
6	1'49.324	1'49.397	1'49.852	1'48.891	1'49.535	1'49.153	1'50.331	1'50.248	1'49.177	1'52.278	1'49.595	1'49.845	1'49.959	1'49.996
7	1'48.994	1'50.002	1'49.490	1'49.758	1'49.403	1'49.648	1'49.980	1'49.833	1'49.651	1'51.618	1'49.329	1'49.854	1'50.537	1'49.931
8	1'49.681	1'49.396	1'48.880	1'49.421	1'49.389	1'49.708	1'50.049	1'50.273	1'50.135	1'49.841	1'50.235	1'50.244	1'49.309	1'50.283
9	1'49.823	1'49.837	1'49.687	1'49.457	1'49.617	1'49.393	1'50.160	1'50.802	1'50.518	1'49.002	1'50.576	1'50.102	1'50.049	1'50.162
10	1'50.123	1'49.628	1'50.574	1'50.103	1'50.277	1'50.513	1'51.084	1'50.389	1'51.032	1'50.197	1'50.610	1'50.979	1'50.833	1'50.024
11	1'49.303	1'49.521	1'49.615	1'50.022	1'49.740	1'49.373	1'51.780	1'51.716	1'51.354	1'50.572	1'50.883	1'51.742	1'50.962	1'51.912
12	1'50.327	1'50.625	1'50.077	1'50.466	1'50.457	1'50.616	1'50.220	1'50.276	1'50.505	1'50.232	1'50.553	1'50.487	1'50.850	1'51.172

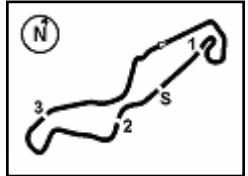
	69 DiP	43 Gag	79 Alo	13 FeR	39 Ris	96 Vic	87 Swa	4 Caz	58 Fol	29 Zan	16 Hid	53 Svo	9 Erc	36 ToF
1	1'58.144	1'58.559	1'57.638	1'57.004	1'57.488	1'56.311	1'58.366	1'58.956	1'59.702	1'59.866	1'59.060	1'56.796	1'58.011	1'58.580
2	1'50.781	1'50.469	1'49.315	1'49.779	1'49.981	1'49.899	1'50.363	1'50.341	1'53.068	1'52.961	1'50.356	1'49.782	1'49.713	1'54.763
3	1'49.968	1'50.173	1'50.058	1'50.745	1'50.305	1'50.903	1'50.402	1'50.079	1'52.645	1'52.975	1'50.066	1'50.383	1'50.473	1'54.920
4	1'51.279	1'50.129	1'49.537	1'50.559	1'50.453	1'50.373	1'50.083	1'50.247	1'53.732	1'53.497	1'50.437	1'49.781	2'41.257	1'59.627
5	1'50.100	1'49.549	1'50.527	1'50.716	1'50.360	1'49.685	1'49.876	1'49.662	1'54.698	1'54.683	1'50.445	1'49.464	1'58.476	1'53.097
6	1'49.555	1'49.593	1'49.990	1'49.904	1'49.559	1'49.736	1'50.677	1'49.790	1'53.823	1'53.550	1'49.735	1'50.275	1'52.407	1'52.188
7	1'50.155	1'49.973	1'50.258	1'50.396	1'49.242	1'50.573	1'50.375	1'50.966	1'54.395	1'54.544	1'50.110	1'50.766	1'52.201	
8	1'49.860	1'49.525	1'50.093	1'49.881	1'50.297	1'50.385	1'50.836	1'50.092	1'54.335	1'54.417	1'50.041	1'49.797	1'52.211	
9	1'48.914	1'50.032	1'49.543	1'50.007	1'49.886	1'50.902	1'50.747	1'49.784	1'53.762	1'53.598	1'49.757	1'50.087	2'56.479	
10	1'50.055	1'51.237	1'51.640	1'50.436	1'50.887	1'50.492	1'52.021	1'50.423	1'54.269	1'54.576	2'23.489			
11	1'51.043	1'51.339	1'50.723	1'51.057	1'51.747	1'51.370	1'52.013	1'50.333	1'53.185	1'52.901				
12	1'51.205	1'50.916	1'51.852	1'50.983	1'51.310	1'51.014	1'53.030	1'51.252	1'52.997	1'53.336				

	47 Tor	11 Nov
1	1'54.317	1'58.112
2	1'48.747	1'49.676
3	1'48.880	1'50.588
4	1'49.458	

12/04/2025

These data/results cannot be reproduced, stored and/or transmitted in whole or in part by any manner of electronic, mechanical, photocopying, recording, broadcasting or otherwise now known or herein after developed without the previous express consent by the copyright owner, except for reproduction in daily press and regular printed publications on sale to the public within 60 days of the event related to those data/results and always provided that copyright symbol appears together as follows below.

© DORNA WSBK ORGANIZATION Srl 2025



Pirelli Dutch Round, 11-13 April 2025 Chronological Analysis Race 1

Start at 12:45'43.299

3 / 4

11	35.752	17.768	30.771	26.432	1'50.723	193,9	13:06'02.621	22° 4 E. CAZZANIGA [1'49.662] Lap Seg1 Seg2 Seg3 Seg4 Lap Time km/h Local Time 1 18.334 18.334 30.803 26.425 1'58.956 183,1 12:47'42.255 2 35.878 17.981 30.312 26.170 1'50.341 187,5 12:49'32.596 3 35.591 17.842 30.244 26.402 1'50.079 188,8 12:51'22.675 4 35.618 17.901 30.523 26.205 1'50.247 188,5 12:53'12.922 5 35.515 18.053 30.296 25.798 1'49.662 186,2 12:55'02.584 6 35.727 17.953 30.090 26.020 1'49.790 186,9 12:56'52.374 7 35.621 18.176 30.617 26.552 1'50.966 184,9 12:58'43.340 8 35.479 18.240 30.379 25.994 1'50.092 187,2 13:00'33.432 9 35.557 17.951 30.312 25.964 1'49.784 186,9 13:02'23.216 10 35.549 18.041 30.780 26.053 1'50.423C 186,2 13:04'13.639 11 35.648 17.993 30.439 26.253 1'50.333 186,9 13:06'03.972 12 36.633 17.905 30.641 26.073 1'51.252 194,2 13:07'55.224 Race Time 22'11.925 + 7.700Pen
12	36.151	18.022	30.400	27.279	1'51.852C	186,5	13:07'54.473	

18° 13 R. FERNANDEZ [1'49.779]							
Lap	Seg1	Seg2	Seg3	Seg4	Lap Time	km/h	Local Time
1		17.645	30.976	26.166	1'57.004	193,5	12:47'40.303
2	35.545	17.762	30.514	25.958	1'49.779	188,2	12:49'30.082
3	36.009	17.760	30.667	26.309	1'50.745	193,2	12:51'20.827
4	36.315	18.005	30.431	25.808	1'50.559	189,1	12:53'11.386
5	36.381	18.003	30.443	25.889	1'50.716	184,3	12:55'02.102
6	35.671	17.841	30.293	26.099	1'49.904	190,5	12:56'52.006
7	35.539	17.787	30.535	26.535	1'50.396	192,5	12:58'42.402
8	35.914	17.730	30.293	25.944	1'49.881	189,1	13:00'32.283
9	35.772	17.772	30.349	26.114	1'50.007	187,5	13:02'22.290
10	35.839	17.676	30.612	26.309	1'50.436	195,3	13:04'12.726
11	35.842	17.838	30.857	26.520	1'51.057	193,9	13:06'03.783
12	36.207	18.021	30.581	26.174	1'50.983C	186,9	13:07'54.766
Race Time 22'11.467 + 0.033Pen							

19° 39 J. RISUENO [1'49.242]							
Lap	Seg1	Seg2	Seg3	Seg4	Lap Time	km/h	Local Time
1		17.948	30.761	26.116	1'57.488	186,2	12:47'40.787
2	35.463	17.862	30.694	25.962	1'49.981	189,5	12:49'30.768
3	35.499	17.919	30.612	26.275	1'50.305	191,8	12:51'21.073
4	35.718	18.079	30.401	26.255	1'50.453	186,9	12:53'11.526
5	35.664	17.964	30.554	26.178	1'50.360	187,5	12:55'01.886
6	35.555	17.928	30.370	25.706	1'49.559	185,9	12:56'51.445
7	35.469	17.720	30.230	25.823	1'49.242	194,6	12:58'40.687
8	35.938	17.982	30.397	25.980	1'50.297	186,2	13:00'30.984
9	35.647	17.768	30.452	26.019	1'49.886	192,2	13:02'20.870
10	35.987	17.833	30.815	26.252	1'50.887	187,5	13:04'11.757
11	35.921	17.959	31.400	26.467	1'51.747	194,2	13:06'03.504
12	36.732	17.905	30.587	26.086	1'51.310	194,2	13:07'54.814
Race Time 22'11.515							

20° 96 M. VICH [1'49.685]							
Lap	Seg1	Seg2	Seg3	Seg4	Lap Time	km/h	Local Time
1		18.024	30.258	26.365	1'56.311	192,2	12:47'39.610
2	35.430	18.097	30.317	26.055	1'49.899	189,1	12:49'29.509
3	36.038	17.984	30.256	26.625	1'50.903	191,5	12:51'20.412
4	36.305	17.734	30.219	26.115	1'50.373	192,2	12:53'10.785
5	35.396	17.961	30.528	25.800	1'49.685	185,9	12:55'00.470
6	35.290	17.819	30.581	26.046	1'49.736	190,1	12:56'50.206
7	35.985	17.764	30.441	26.383	1'50.573	190,8	12:58'40.779
8	36.163	17.858	30.526	25.838	1'50.385	189,5	13:00'31.164
9	35.772	17.963	30.296	26.871	1'50.902	188,5	13:02'22.066
10	35.716	17.774	30.799	26.203	1'50.492	194,2	13:04'12.558
11	35.722	18.336	30.741	26.571	1'51.370	182,1	13:06'03.928
12	36.319	18.147	30.705	25.843	1'51.014	192,5	13:07'54.942
Race Time 22'11.643							

21° 87 C. SWAIN [1'49.876]							
Lap	Seg1	Seg2	Seg3	Seg4	Lap Time	km/h	Local Time
1		18.082	30.817	26.142	1'58.366	190,8	12:47'41.665
2	35.887	17.784	30.604	26.088	1'50.363	189,5	12:49'32.028
3	35.647	17.629	30.682	26.444	1'50.402	191,5	12:51'22.430
4	35.565	17.775	30.838	25.905	1'50.083	192,5	12:53'12.513
5	35.569	17.846	30.567	25.894	1'49.876	189,1	12:55'02.389
6	36.504	17.875	30.480	25.818	1'50.677	187,2	12:56'53.066
7	36.279	17.658	30.381	26.057	1'50.375	192,2	12:58'43.441
8	36.298	17.885	30.604	26.049	1'50.836	187,2	13:00'34.277
9	35.677	18.019	30.872	26.179	1'50.747	185,9	13:02'25.024
10	35.998	18.124	31.219	26.680	1'52.021C	184,6	13:04'17.045
11	36.018	18.141	31.118	26.736	1'52.013	183,7	13:06'09.058
12	36.324	18.226	31.349	27.131	1'53.030	183,7	13:08'02.088
Race Time 22'18.789							

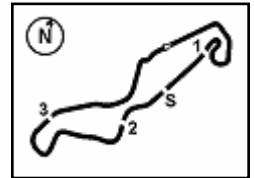
RET 16 U. HIDALGO [1'49.735]							
Lap	Seg1	Seg2	Seg3	Seg4	Lap Time	km/h	Local Time
1		18.185	30.873	26.651	1'59.060	187,5	12:47'42.359
2	36.049	17.992	30.177	26.138	1'50.356	187,5	12:49'32.715
3	35.744	17.891	30.093	26.338	1'50.066	186,5	12:51'22.781
4	35.661	17.892	30.519	26.365	1'50.437	187,8	12:53'13.218
5	35.715	18.332	30.424	25.974	1'50.445	184,3	12:55'03.663
6	35.663	17.928	30.297	25.847	1'49.735	185,6	12:56'53.398
7	36.022	17.853	30.377	25.858	1'50.110	188,8	12:58'43.508
8	35.798	17.917	30.370	25.956	1'50.041	187,2	13:00'33.549
9	35.666	17.913	30.352	25.826	1'49.757	186,2	13:02'23.306
10	35.652	17.847	47.113	42.877	2'23.489CP	189,1	13:04'46.795
Race Time 19'03.496							

RET 53 P. SVOBODA [1'49.464]							
Lap	Seg1	Seg2	Seg3	Seg4	Lap Time	km/h	Local Time
1		18.241	30.694	25.935	1'56.796	182,7	12:47'40.095
2	35.418	17.907	30.434	26.023	1'49.782	187,2	12:49'29.877
3	35.847	17.930	30.369	26.237	1'50.383	187,2	12:51'20.260

12/04/2025 P = Pits In/Out - C = Lap Time Cancelled

These data/results cannot be reproduced, stored and/or transmitted in whole or in part by any manner of electronic, mechanical, photocopying, recording, broadcasting or otherwise now known or herein after developed without the previous express consent by the copyright owner, except for reproduction in daily press and regular printed publications on sale to the public within 60 days of the event related to those data/results and always provided that copyright symbol appears together as follows below.

© DORNA WSBK ORGANIZATION Srl 2025



TT Circuit Assen 4.542 m

4 / 4

Pirelli Dutch Round, 11-13 April 2025
Chronological Analysis Race 1

Start at 12:45'43.299

4	35.698	17.950	30.062	26.071	1'49.781	185,2	12:53'10.041
5	35.383	17.917	30.133	26.031	1'49.464	189,1	12:54'59.505
6	35.930	17.945	30.237	26.163	1'50.275	188,2	12:56'49.780
7	35.841	17.867	30.736	26.322	1'50.766	187,5	12:58'40.546
8	35.927	17.664	30.562	25.644	1'49.797	189,5	13:00'30.343
9	35.865	17.688	30.358	26.176	1'50.087	188,2	13:02'20.430

Race Time 16'37.131

RET **9 E. ERCOLANI (1'50.473)**

Lap	Seg.1	Seg.2	Seg.3	Seg.4	Lap Time	km/h	Local Time
1		18.490	30.662	26.326	1'58.011	182,1	12:47'41.310
2	35.793	17.810	30.300	25.810	1'49.713C	191,2	12:49'31.023
3	35.795	17.950	31.009	25.719	1'50.473	188,5	12:51'21.496
4	35.976	17.848	30.459	1'16.974	2'41.257	191,5	12:54'02.753
5	40.753	19.027	31.328	27.368	1'58.476	179,4	12:56'01.229
6	36.252	18.428	30.650	27.077	1'52.407	182,1	12:57'53.636
7	36.053	18.490	30.827	26.831	1'52.201C	182,1	12:59'45.837
8	36.171	18.448	30.861	26.731	1'52.211	182,1	13:01'38.048
9	36.540	18.853	31.828	1'29.258	2'56.479P	180,6	13:04'34.527

Race Time 18'51.228

RET **36 F. TOREQOTTULLAH (1'52.188)**

Lap	Seg.1	Seg.2	Seg.3	Seg.4	Lap Time	km/h	Local Time
1		18.182	30.715	26.229	1'58.580	189,8	12:47'41.879
2	39.171	18.288	30.771	26.533	1'54.763	184,0	12:49'36.642
3	38.753	18.316	30.833	27.018	1'54.920	183,1	12:51'31.562
4	36.392			28.094	1'59.627C	183,4	12:53'31.189
5	36.421	18.538	31.010	27.128	1'53.097	182,1	12:55'24.286
6	36.266	18.335	30.822	26.765	1'52.188	184,0	12:57'16.474

Race Time 11'33.175

RET **47 A. TORRES (1'48.747)**

Lap	Seg.1	Seg.2	Seg.3	Seg.4	Lap Time	km/h	Local Time
1		17.863	30.138	25.542	1'54.317	194,6	12:47'37.616
2	34.939	17.731	29.803	26.274	1'48.747	187,8	12:49'26.363
3	35.217	17.627	29.842	26.194	1'48.880	191,5	12:51'15.243
4	35.481	17.667	30.042	26.268	1'49.458	191,2	12:53'04.701

Race Time 7'21.402

RET **11 F. NOVOTNY (1'49.676)**

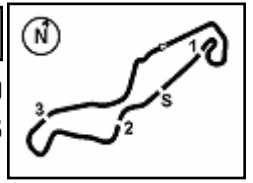
Lap	Seg.1	Seg.2	Seg.3	Seg.4	Lap Time	km/h	Local Time
1		18.060	30.777	26.176	1'58.112	188,2	12:47'41.411
2	35.822	17.700	30.380	25.774	1'49.676	190,5	12:49'31.087
3	36.089	17.704	30.819	25.976	1'50.588	191,2	12:51'21.675

Race Time 5'38.376

12/04/2025 P = Pits In/Out - C = Lap Time Cancelled

These data/results cannot be reproduced, stored and/or transmitted in whole or in part by any manner of electronic, mechanical, photocopying, recording, broadcasting or otherwise now known or herein after developed without the previous express consent by the copyright owner, except for reproduction in daily press and regular printed publications on sale to the public within 60 days of the event related to those data/results and always provided that copyright symbol appears together as follows below.

© DORNA WSBK ORGANIZATION Srl 2025



Pirelli Dutch Round, 11-13 April 2025
Best Laps & Speeds

No.	Rider Bike	Nat	Best Lap		FP		SP		WUP1		RC1	
			LL	SPD	LL	SPD	LL	SPD	LL	SPD	LL	SPD
1	6 J. BUIS KTM RC 390 R	NED	1'47.875 42 197,8	1'47.875 13 189,5	1'48.651 12 194,9	1'48.566 5 187,8	1'48.719 12 197,8					
2	48 J. GARCIA Kawasaki Ninja 400	ESP	1'47.913 36 193,5	1'47.913 10 193,5	1'48.112 9 191,2	1'49.485 5 191,8	1'48.534 12 192,2					
3	7 B. FERNANDEZ Kove 321 RR-S	ESP	1'48.158 41 194,2	1'50.091 12 184,9	1'48.801 12 193,9	1'48.627 5 190,5	1'48.158 12 194,2					
4	38 D. SALVADOR Kawasaki Ninja 400	ESP	1'48.165 40 193,5	1'48.165 13 191,2	1'48.476 12 193,5	1'49.666 3 187,2	1'48.636 12 191,8					
5	50 C. THOMPSON Kawasaki Ninja 400	AUS	1'48.461 39 195,7	1'49.453 11 189,5	1'48.725 11 192,2	1'49.423 5 191,8	1'48.461 12 195,7					
6	47 A. TORRES Kawasaki Ninja 400	ESP	1'48.747 33 194,6	1'49.410 13 190,5	1'49.381 11 193,9	1'48.864 5 189,5	1'48.747 4 194,6					
7	12 H. MAIER Yamaha YZF-R3	BRA	1'48.844 42 197,1	1'48.884 13 191,5	1'48.942 12 197,1	1'48.844 5 192,5	1'48.863 12 194,2					
8	69 A. DI PERSIO Yamaha YZF-R3	ITA	1'48.914 39 192,5	1'50.820 11 186,5	1'50.189 11 189,1	1'50.256 5 185,6	1'48.914 12 192,5					
9	43 M. GAGGI Yamaha YZF-R3	ITA	1'48.998 40 194,2	1'49.963 11 190,5	1'49.188 12 189,1	1'48.998 5 190,5	1'49.525 12 194,2					
10	26 M. GENNAI Kawasaki Ninja 400	ITA	1'49.002 38 196,0	1'49.162 10 188,8	1'49.071 11 193,2	1'49.567 5 193,5	1'49.002 12 196,0					
11	53 P. SVOBODA Kawasaki Ninja 400	CZE	1'49.060 36 189,8	1'49.060 11 188,8	1'49.423 11 189,5	1'49.849 5 189,8	1'49.464 9 189,5					
12	77 J. OSUNA Kawasaki Ninja 400	ESP	1'49.177 41 193,2	1'50.294 12 189,1	1'49.629 12 189,8	1'49.863 5 192,5	1'49.177 12 193,2					
13	91 M. VANNUCCI Yamaha YZF-R3	ITA	1'49.183 40 193,2	1'49.834 11 185,9	1'49.466 12 189,5	1'49.183 5 193,2	1'49.745 12 191,2					
14	39 J. RISUENO Yamaha YZF-R3	ESP	1'49.242 41 194,6	1'49.936 13 188,5	1'49.915 11 190,8	1'50.798 5 188,2	1'49.242 12 194,6					
15	62 K. FONTAINHA Yamaha YZF-R3	BRA	1'49.249 42 195,7	1'49.815 13 187,5	1'49.249 12 187,2	1'49.767 5 187,5	1'49.329 12 195,7					
16	27 F. MULYA Yamaha YZF-R3	INA	1'49.277 39 193,9	1'49.710 10 191,8	1'49.277 12 192,2	1'49.923 5 191,5	1'49.782 12 193,9					
17	85 K. SABATUCCI Kawasaki Ninja 400	ITA	1'49.309 39 193,5	1'50.297 10 188,8	1'49.571 12 191,8	1'50.281 5 191,8	1'49.309 12 193,5					
18	79 T. ALONSO Kawasaki Ninja 400	POR	1'49.315 41 195,3	1'50.608 12 183,1	1'50.048 12 191,2	1'49.553 5 192,2	1'49.315 12 195,3					
19	88 D. MOGEDA Kawasaki Ninja 400	ESP	1'49.350 42 190,5	1'49.497 13 184,6	1'49.350 12 188,5	1'49.902 5 190,5	1'49.848 12 190,1					
20	23 E. BARTOLINI Yamaha YZF-R3	ITA	1'49.457 40 193,5	1'49.457 11 184,6	1'49.550 12 184,6	1'49.688 5 187,5	1'49.840 12 193,5					
21	96 M. VICH Yamaha YZF-R3	ESP	1'49.506 42 194,2	1'49.614 13 186,9	1'49.506 12 190,1	1'50.198 5 188,5	1'49.685 12 194,2					
22	4 E. CAZZANIGA Yamaha YZF-R3	ITA	1'49.662 42 194,2	1'50.225 13 186,2	1'50.596 12 187,2	1'50.876 5 186,5	1'49.662 12 194,2					
23	11 F. NOVOTNY Kawasaki Ninja 400	CZE	1'49.676 29 192,2	1'50.027 10 189,5	1'50.184 12 189,5	1'50.525 4 190,5	1'49.676 3 192,2					
24	9 E. ERCOLANI Kawasaki Ninja 400	ITA	1'49.688 39 193,2	1'49.688 13 189,5	1'49.970 12 193,2	1'50.541 5 190,1	1'50.473 9 191,5					
25	87 C. SWAIN Yamaha YZF-R3	AUS	1'49.726 38 192,5	1'51.265 9 186,9	1'49.726 12 191,2	1'50.641 5 191,2	1'49.876 12 192,5					

12/04/2025

These data/results cannot be reproduced, stored and/or transmitted in whole or in part by any manner of electronic, mechanical, photocopying, recording, broadcasting or otherwise now known or herein after developed without the previous express consent by the copyright owner, except for reproduction in daily press and regular printed publications on sale to the public within 60 days of the event related to those data/results and always provided that copyright symbol appears together as follows below.

© DORNA WSBK ORGANIZATION Srl 2025

Pirelli Dutch Round, 11-13 April 2025
Best Laps & Speeds

2 / 2

No.	Rider Bike	Nat	Best Lap		FP		SP		WUP1		RC1							
			LL	SPD	LL	SPD	LL	SPD	LL	SPD	LL	SPD						LL
26	16 U. HIDALGO Kawasaki Ninja 400	ESP	1'49.735	35 189,1	1'51.262	8 181,8	1'50.205	12 188,5	1'50.561	5 187,2	1'49.735	10 189,1						
27	13 R. FERNANDEZ Kawasaki Ninja 400	ESP	1'49.779	39 195,3	1'51.332	11 192,2	1'49.806	12 189,5	1'50.251	4 192,2	1'49.779	12 195,3						
28	36 F. TOREQOTTULLAH Yamaha YZF-R3	INA	1'50.490	32 192,5	1'50.657	10 187,8	1'50.490	11 192,5	1'50.927	5 188,2	1'52.188	6 189,8						
29	29 G. ZANNINI Kawasaki Ninja 400	ITA	1'51.149	32 186,5	1'51.149	12 185,6	1'53.171	3 177,3	1'53.102	5 184,3	1'52.901	12 186,5						
30	58 V. FOLGER Yamaha YZF-R3	GER	1'52.256	39 190,8	1'52.398	11 184,3	1'52.702	11 180,0	1'52.256	5 188,2	1'52.645	12 190,8						

12/04/2025

These data/results cannot be reproduced, stored and/or transmitted in whole or in part by any manner of electronic, mechanical, photocopying, recording, broadcasting or otherwise now known or herein after developed without the previous express consent by the copyright owner, except for reproduction in daily press and regular printed publications on sale to the public within 60 days of the event related to those data/results and always provided that copyright symbol appears together as follows below.

© DORNA WSBK ORGANIZATION Srl 2025

Pirelli Dutch Round, 11-13 April 2025
Fastest Laps Race 1

No.	Rider	Nat	Team	Bike	Lap	Time	Gap
1	7 B. FERNANDEZ	ESP	Team#109 Retro Traffic Kove	Kove 321 RR-S	2	1'48.158	
2	50 C. THOMPSON	AUS	MTM Kawasaki	Kawasaki Ninja 400	2	1'48.461	0.303
3	48 J. GARCIA	ESP	Prodina Kawasaki Racing Sport	Kawasaki Ninja 400	3	1'48.534	0.376
4	38 D. SALVADOR	ESP	Team ProDina XCI	Kawasaki Ninja 400	2	1'48.636	0.478
5	6 J. BUIS	NED	Freudenberg KTM-Paligo Racing	KTM RC 390 R	2	1'48.719	0.561
6	47 A. TORRES	ESP	Team ProDina XCI	Kawasaki Ninja 400	2	1'48.747	0.589
7	12 H. MAIER	BRA	Yamaha AD78 FIMLA by MS Racing	Yamaha YZF-R3	3	1'48.863	0.705
8	69 A. DI PERSIO	ITA	ARCO MotoR University Team	Yamaha YZF-R3	9	1'48.914	0.756
9	26 M. GENNAI	ITA	MTM Kawasaki	Kawasaki Ninja 400	9	1'49.002	0.844
10	77 J. OSUNA	ESP	ZAPPAS-DEZA-BOX 77 Racing Team	Kawasaki Ninja 400	6	1'49.177	1.019
11	39 J. RISUENO	ESP	MS Racing	Yamaha YZF-R3	7	1'49.242	1.084
12	85 K. SABATUCCI	ITA	Accolade Funds Smrz Racing BGR	Kawasaki Ninja 400	8	1'49.309	1.151
13	79 T. ALONSO	POR	Pons Motosport Italika Racing	Kawasaki Ninja 400	2	1'49.315	1.157
14	62 K. FONTAINHA	BRA	Yamaha AD78 FIMLA by MS Racing	Yamaha YZF-R3	7	1'49.329	1.171
15	53 P. SVOBODA	CZE	Kawasaki Junior Team by MTM	Kawasaki Ninja 400	5	1'49.464	1.306
16	43 M. GAGGI	ITA	Team BrCorse	Yamaha YZF-R3	8	1'49.525	1.367
17	4 E. CAZZANIGA	ITA	Racestar Trasimeno	Yamaha YZF-R3	5	1'49.662	1.504
18	11 F. NOVOTNY	CZE	Accolade Funds Smrz Racing BGR	Kawasaki Ninja 400	2	1'49.676	1.518
19	96 M. VICH	ESP	Yamaha Motoxracing WorldSSP300 Team	Yamaha YZF-R3	5	1'49.685	1.527
20	16 U. HIDALGO	ESP	ZAPPAS-DEZA-BOX 77 Racing Team	Kawasaki Ninja 400	6	1'49.735	1.577
21	91 M. VANNUCCI	ITA	PATA AG Motorsport Italia WorldSSP300	Yamaha YZF-R3	4	1'49.745	1.587
22	13 R. FERNANDEZ	ESP	Kawasaki Junior Team by MTM	Kawasaki Ninja 400	2	1'49.779	1.621
23	27 F. MULYA	INA	ProGP NitiRacing	Yamaha YZF-R3	4	1'49.782	1.624
24	23 E. BARTOLINI	ITA	Team BrCorse	Yamaha YZF-R3	5	1'49.840	1.682
25	88 D. MOGEDA	ESP	Pons Motosport Italika Racing	Kawasaki Ninja 400	5	1'49.848	1.690
26	87 C. SWAIN	AUS	Yamaha Motoxracing WorldSSP300 Team	Yamaha YZF-R3	5	1'49.876	1.718
27	9 E. ERCOLANI	ITA	Kawasaki GP Project	Kawasaki Ninja 400	3	1'50.473	2.315
28	36 F. TOREQOTTULLAH	INA	ProGP NitiRacing	Yamaha YZF-R3	6	1'52.188	4.030
29	58 V. FOLGER	GER	ARCO MotoR University Team	Yamaha YZF-R3	3	1'52.645	4.487
30	29 G. ZANNINI	ITA	Kawasaki GP Project	Kawasaki Ninja 400	11	1'52.901	4.743

12/04/2025

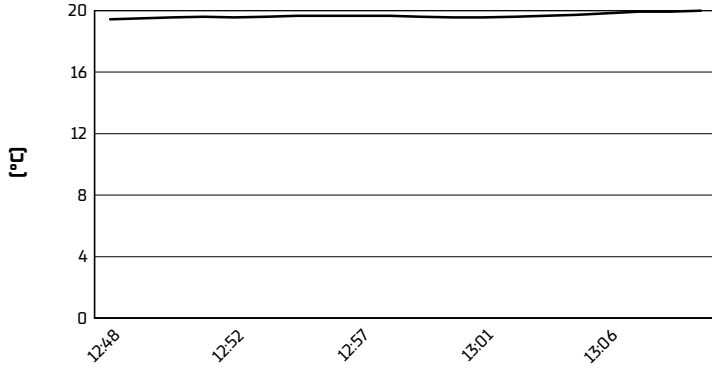
These data/results cannot be reproduced, stored and/or transmitted in whole or in part by any manner of electronic, mechanical, photocopying, recording, broadcasting or otherwise now known or herein after developed without the previous express consent by the copyright owner, except for reproduction in daily press and regular printed publications on sale to the public within 60 days of the event related to those data/results and always provided that copyright symbol appears together as follows below.

© DORNA WSBK ORGANIZATION Srl 2025

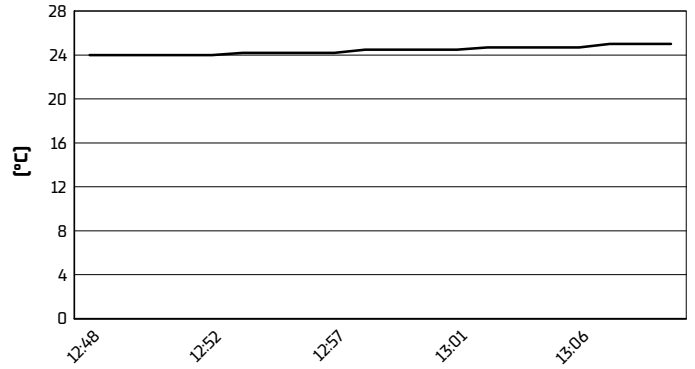
Pirelli Dutch Round, 11-13 April 2025
Weather Report Race 1

Session started 12:46 - Session ended 13:11


Air Temperature



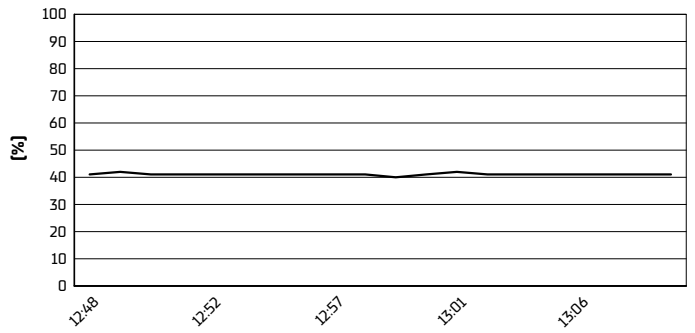
Track Temperature



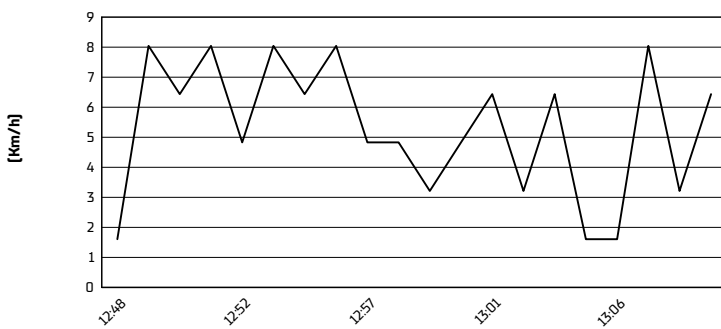
Air Pressure



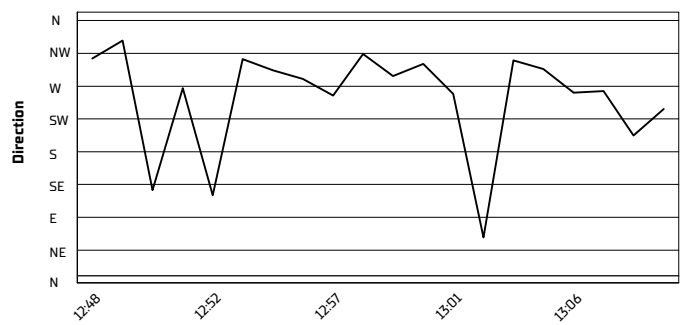
Humidity



Wind Speed



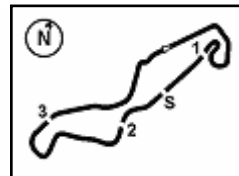
Wind Direction



12/04/2025

These data/results cannot be reproduced, stored and/or transmitted in whole or in part by any manner of electronic, mechanical, photocopying, recording, broadcasting or otherwise now known or herein after developed without the previous express consent by the copyright owner, except for reproduction in daily press and regular printed publications on sale to the public within 60 days of the event related to those data/results and always provided that copyright symbol appears together as follows below.

© DORNA WSBK ORGANIZATION Srl 2025



TT Circuit Assen 4.542 m

Pirelli Dutch Round, 11-13 April 2025

Provisional Starting Grid - Race 2 (12 Laps x 4,542 km = 54,504 km)

1	1	7 FERNANDEZ B. Kove 1'48.158 RC1	2	50 THOMPSON C. Kawasaki 1'48.461 RC1	3	48 GARCIA J. Kawasaki 1'48.534 RC1
2	4	38 SALVADOR D. Kawasaki 1'48.636 RC1	5	6 BUIS J. KTM 1'48.719 RC1	6	47 TORRES A. Kawasaki 1'48.747 RC1
3	7	12 MAIER H. Yamaha 1'48.863 RC1	8	69 DI PERSIO A. Yamaha 1'48.914 RC1	9	26 GENNAI M. Kawasaki 1'49.002 RC1
4	10	43 GAGGI M. Yamaha 1'49.188 SP	11	62 FONTAINHA K. Yamaha 1'49.249 SP	12	27 MULYA F. Yamaha 1'49.277 SP
5	13	88 MOGEDA D. Kawasaki 1'49.350 SP	14	53 SVOBODA P. Kawasaki 1'49.423 SP	15	91 VANNUCCI M. Yamaha 1'49.466 SP
6	16	96 VICH M. Yamaha 1'49.506 SP	17	23 BARTOLINI E. Yamaha 1'49.550 SP	18	85 SABATUCCI K. Kawasaki 1'49.571 SP
7	19	77 OSUNA J. Kawasaki 1'49.629 SP	20	87 SWAIN C. Yamaha 1'49.726 SP	21	13 FERNANDEZ R. Kawasaki 1'49.806 SP
8	22	39 RISUENDO J. Yamaha 1'49.915 SP	23	9 ERCOLANI E. Kawasaki 1'49.970 SP	24	79 ALONSO T. Kawasaki 1'50.048 SP
9	25	11 NOVOTNY F. Kawasaki 1'50.184 SP	26	16 HIDALGO U. Kawasaki 1'50.205 SP	27	36 TOREQOTTULLAH F. Yamaha 1'50.490 SP
10	28	4 CAZZANIGA E. Yamaha 1'50.596 SP	29	58 FOLGER V. Yamaha 1'52.702 SP	30	29 ZANNINI G. Kawasaki 1'53.171 SP

12/04/2025 The Race Director

These data/results cannot be reproduced, stored and/or transmitted in whole or in part by any manner of electronic, mechanical, photocopying, recording, broadcasting or otherwise now known or herein after developed without the previous express consent by the copyright owner, except for reproduction in daily press and regular printed publications on sale to the public within 60 days of the event related to those data/results and always provided that copyright symbol appears together as follows below. @ DORNA WSBK ORGANIZATION Srl 2025