

TT Circuit Assen 4.542 m

**Pirelli Dutch Round, 11-13 April 2025**  
**Results Race 1**

Laps 12 = 54,504 Km - Time of Race 21'41.080 - Avg. 150,809 km/h

1 / 2

Pos	Grid	No. Rider	Nat	Team	Bike	LL	Gap	Rel.	Fastest Lap	Speed	Qualifying	Speed
1	1	<b>6 M. HERRERA</b>	ESP	Klint Forward Racing Team	Yamaha YZF-R7	12			1'47.733	197,8	1'48.146	203,0
2	P 2	<b>36 B. NEILA</b>	ESP	Ampito Crescent Yamaha	Yamaha YZF-R7	12	<b>0.133</b>	0.133	1'47.685	200,4	1'48.364	198,2
3	3	<b>64 S. SANCHEZ</b>	ESP	Terra & Vita GRT Yamaha WorldWCR Team	Yamaha YZF-R7	12	<b>8.976</b>	8.843	1'48.406	200,4	1'49.246	202,2
4	4	<b>21 A. LEWIS</b>	NZL	Carl Cox Motorsports	Yamaha YZF-R7	12	<b>10.348</b>	1.372	1'48.624	201,9	1'49.315	201,9
5	5	<b>96 R. PONZIANI</b>	ITA	Klint Forward Racing Team	Yamaha YZF-R7	12	<b>16.455</b>	6.107	1'48.493	202,2	1'49.520	205,3
6	7	<b>15 C. JONES</b>	GBR	GR Motosport	Yamaha YZF-R7	12	<b>20.015</b>	3.560	1'48.878	202,6	1'50.435	205,3
7	6	<b>8 T. RELPH</b>	AUS	Full Throttle Racing	Yamaha YZF-R7	12	<b>24.713</b>	4.698	1'49.576	200,4	1'50.410	197,8
8	11	<b>83 A. MADRIGAL</b>	MEX	Pons Italika Racing FIMLA	Yamaha YZF-R7	12	<b>24.777</b>	0.064	1'49.540	201,1	1'50.762	200,4
9	12	<b>4 E. BONDI</b>	FRA	ZELOS Trasimeno	Yamaha YZF-R7	12	<b>29.676</b>	4.899	1'49.502	203,4	1'50.934	198,9
10	8	<b>99 I. CARRENO</b>	CHI	Pons Italika Racing FIMLA	Yamaha YZF-R7	12	<b>29.729</b>	0.053	1'49.731	201,1	1'50.601	200,4
11	13	<b>52 J. HOWDEN</b>	RSA	Team Trasimeno	Yamaha YZF-R7	12	<b>36.817</b>	7.088	1'50.223	203,0	1'50.938	203,4
12	10	<b>20 N. RIVERA</b>	ESP	Terra & Vita GRT Yamaha WorldWCR Team	Yamaha YZF-R7	12	<b>36.908</b>	0.091	1'50.131	201,9	1'50.748	201,1
13	15	<b>46 P. RUIZ</b>	ESP	PR46+1 Racing Team	Yamaha YZF-R7	12	<b>43.439</b>	6.531	1'50.167	204,5	1'51.209	198,5
14	19	<b>28 O. ONGARO</b>	FRA	S11 Riders Experience	Yamaha YZF-R7	12	<b>43.499</b>	0.060	1'50.486	204,2	1'53.221	199,3
15	16	<b>19 A. OUREDNIKOVA</b>	CZE	Daftmotoracing	Yamaha YZF-R7	12	<b>43.912</b>	0.413	1'50.476	203,0	1'51.793	199,6
16	20	<b>14 M. DOBBS</b>	USA	Diva Racing	Yamaha YZF-R7	12	<b>45.211</b>	1.299	1'50.551	203,4	1'53.571	199,3
17	17	<b>76 J. HANKS-ELLIOTT</b>	GBR	Hanks Racing	Yamaha YZF-R7	12	<b>59.065</b>	13.854	1'52.107	203,8	1'52.168	200,0
18	18	<b>33 C. LIU</b>	TPE	WT Team Taiwan	Yamaha YZF-R7	12	<b>1'00.554</b>	1.489	1'52.571	198,5	1'52.980	197,1
19	21	<b>32 S. LLOYD</b>	USA	Team Trasimeno	Yamaha YZF-R7	12	<b>1'16.834</b>	16.280	1'53.082	205,7	1'53.724	199,3
20	23	<b>29 B. FULLER</b>	NZL	Carl Cox Motorsports	Yamaha YZF-R7	12	<b>1'22.442</b>	5.608	1'53.232	206,1	1'56.059	203,4
21	22	<b>94 B. BARBERA</b>	ITA	Team GP3 AD11	Yamaha YZF-R7	12	<b>1'29.200</b>	6.758	1'54.039	201,5	1'55.699	200,0
22	24	<b>22 M. SIMOES</b>	POR	FB Racing Team	Yamaha YZF-R7	12	<b>1'41.720</b>	12.520	1'55.778	200,0	1'56.714	200,7
<b>-----Not Classified-----</b>												
RET	14	<b>17 L. BOUDESSEUL</b>	FRA	GMT94-YAMAHA	Yamaha YZF-R7	8	<b>4 Laps</b>		1'49.423	206,5	1'51.064	199,6
RET	9	<b>16 L. MICHEL</b>	GER	TSL-Racing	Yamaha YZF-R7	4	<b>8 Laps</b>		1'50.486	204,9	1'50.633	200,0

AIR	Humidity:	44%	Temp:	18°C
TRACK	Condition:	Dry	Temp:	21°C

Records	Pole [SP]	2025	M.Herrera	1'48.146	151,196 Km/h
	All Times [SP]	2025	M.Herrera	1'48.146	151,196 Km/h
Race Fastest Lap	[New Record]	Lap 6	B.Neila	1'47.685	151,843 Km/h

LAP LEADERS				
No. Rider	From	To	Laps	Total
<b>6 M. HERRERA</b>	1	9	9	
<b>36 B. NEILA</b>	10	10	1	
<b>6 M. HERRERA</b>	11	11	1	10
<b>36 B. NEILA</b>	12	12	1	2

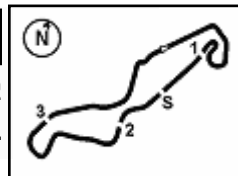
TOTAL LEADER LAPS	
No. Rider	Laps
<b>6 M. HERRERA</b>	10
<b>36 B. NEILA</b>	2

12/04/2025 Start 11:50 End 12:17 The results are provisional until the end of the time limit for protests and appeals and the completion of the technical checks.

These data/results cannot be reproduced, stored and/or transmitted in whole or in part by any manner of electronic, mechanical, photocopying, recording, broadcasting or otherwise now known or herein after developed without the previous express consent by the copyright owner, except for reproduction in daily press and regular printed publications on sale to the public within 60 days of the event related to those data/results and always provided that copyright symbol appears together as follows below.

© DORNA WSBK ORGANIZATION Srl 2025





TT Circuit Assen 4.542 m

**Pirelli Dutch Round, 11-13 April 2025**  
**Results Race 1**

**Race Highlights**

Time	No. Rider	Description
11.35.00		Sighting Lap Started
11.48.10		Warm Up Lap Started
11.50.47		Start of Session
11.52.13		No Jump Starts
11.53.36	<b>32 S. LLOYD</b>	#32 Lap Time Cancelled (First Lap) - Exceeded Track Limits - Turn 18
11.58.39	<b>76 J. HANKS-ELLIOTT</b>	#76 Lap Time Cancelled (1'52.754) - Exceeded Track Limits - Turn 18
11.59.49	<b>16 L. MICHEL</b>	#16 Crashed - Turn 11
12.00.32	<b>16 L. MICHEL</b>	#16 Medical Centre
12.00.39	<b>16 L. MICHEL</b>	#16 Not Actively Competing
12.03.16	<b>14 M. DOBBS</b>	#14 Lap Time Cancelled (1'52.689) - Yellow Flag - Turn 12
12.03.21	<b>76 J. HANKS-ELLIOTT</b>	#76 Lap Time Cancelled (1'53.350) - Yellow Flag - Turn 12
12.03.26	<b>33 C. LIU</b>	#33 Lap Time Cancelled (1'53.521) - Yellow Flag - Turn 12
12.03.31	<b>29 B. FULLER</b>	#29 Lap Time Cancelled (1'55.075) - Yellow Flag - Turn 12
12.03.36	<b>32 S. LLOYD</b>	#32 Lap Time Cancelled (1'55.180) - Yellow Flag - Turn 12
12.03.41	<b>94 B. BARBERA</b>	#94 Lap Time Cancelled (1'55.414) - Yellow Flag - Turn 12
12.03.46	<b>22 M. SIMOES</b>	#22 Lap Time Cancelled (1'55.736) - Yellow Flag - Turn 12
12.05.15		2/3 of Race Distance Completed
12.06.30	<b>17 L. BOUDESSEUL</b>	#17 Crashed - Turn 7
12.06.55	<b>17 L. BOUDESSEUL</b>	#17 Not Actively Competing
12.08.08	<b>17 L. BOUDESSEUL</b>	#17 Medical Centre
12.10.30	<b>20 N. RIVERA</b>	#20 Lap Time Cancelled (1'51.269) - Yellow Flag - Turn 8
12.10.35	<b>52 J. HOWDEN</b>	#52 Lap Time Cancelled (1'51.123) - Yellow Flag - Turn 8
12.10.40	<b>28 O. ONGARO</b>	#28 Lap Time Cancelled (1'52.216) - Yellow Flag - Turn 8
12.10.45	<b>46 P. RUIZ</b>	#46 Lap Time Cancelled (1'52.545) - Yellow Flag - Turn 8
12.10.50	<b>19 A. OUREDNIKOVA</b>	#19 Lap Time Cancelled (1'52.321) - Yellow Flag - Turn 8
12.10.55	<b>14 M. DOBBS</b>	#14 Lap Time Cancelled (1'52.124) - Yellow Flag - Turn 8
12.11.01	<b>76 J. HANKS-ELLIOTT</b>	#76 Lap Time Cancelled (1'53.154) - Yellow Flag - Turn 8
12.11.05	<b>33 C. LIU</b>	#33 Lap Time Cancelled (1'52.883) - Yellow Flag - Turn 8
12.11.10	<b>32 S. LLOYD</b>	#32 Lap Time Cancelled (1'54.280) - Yellow Flag - Turn 8
12.11.15	<b>29 B. FULLER</b>	#29 Lap Time Cancelled (1'54.267) - Yellow Flag - Turn 8
12.11.20	<b>94 B. BARBERA</b>	#94 Lap Time Cancelled (1'55.403) - Yellow Flag - Turn 8
12.11.25	<b>22 M. SIMOES</b>	#22 Lap Time Cancelled (1'57.179) - Yellow Flag - Turn 8
12.11.35	<b>6 M. HERRERA</b>	#6 Lap Time Cancelled (1'48.291) - Yellow Flag - Turn 8
12.11.40	<b>36 B. NEILA</b>	#36 Lap Time Cancelled (1'47.780) - Yellow Flag - Turn 8
12.11.45	<b>64 S. SANCHEZ</b>	#64 Lap Time Cancelled (1'48.766) - Yellow Flag - Turn 8
12.11.50	<b>21 A. LEWIS</b>	#21 Lap Time Cancelled (1'48.708) - Yellow Flag - Turn 8
12.11.55	<b>96 R. PONZIANI</b>	#96 Lap Time Cancelled (1'49.997) - Yellow Flag - Turn 8
12.12.00	<b>15 C. JONES</b>	#15 Lap Time Cancelled (1'50.399) - Yellow Flag - Turn 8
12.12.05	<b>83 A. MADRIGAL</b>	#83 Lap Time Cancelled (1'49.911) - Yellow Flag - Turn 8
12.12.11	<b>8 T. RELPH</b>	#8 Lap Time Cancelled (1'50.278) - Yellow Flag - Turn 8
12.12.16	<b>4 E. BONDI</b>	#4 Lap Time Cancelled (1'51.156) - Yellow Flag - Turn 8
12.12.21	<b>99 I. CARRENO</b>	#99 Lap Time Cancelled (1'50.909) - Yellow Flag - Turn 8
12.12.26	<b>20 N. RIVERA</b>	#20 Lap Time Cancelled (1'51.625) - Yellow Flag - Turn 8
12.12.31	<b>52 J. HOWDEN</b>	#52 Lap Time Cancelled (1'51.696) - Yellow Flag - Turn 8
12.12.36	<b>46 P. RUIZ</b>	#46 Lap Time Cancelled (1'51.812) - Yellow Flag - Turn 8
12.12.41	<b>28 O. ONGARO</b>	#28 Lap Time Cancelled (1'52.266) - Yellow Flag - Turn 8
12.12.46	<b>19 A. OUREDNIKOVA</b>	#19 Lap Time Cancelled (1'52.116) - Yellow Flag - Turn 8
12.12.51	<b>14 M. DOBBS</b>	#14 Lap Time Cancelled (1'51.363) - Yellow Flag - Turn 8
12.12.56	<b>76 J. HANKS-ELLIOTT</b>	#76 Lap Time Cancelled (1'52.389) - Yellow Flag - Turn 8
12.12.56		Podium under investigation
12.13.01	<b>33 C. LIU</b>	#33 Lap Time Cancelled (1'52.597) - Yellow Flag - Turn 8
12.13.08	<b>36 B. NEILA</b>	#36 Lap Time Cancelled (1'48.151) - Exceeded Track Limits - Turn 17
12.14.18	<b>36 B. NEILA</b>	#36 Penalized to Drop 1 Position - Exceeded Track Limits on Final Lap - Turn 17
12.14.42		Podium Confirmed
12.16.20		Results Confirmed
12.17.14		End of Session

Start                      End                      The results are provisional until the end of the time limit for protests and appeals and the completion of the technical checks.

12/04/2025

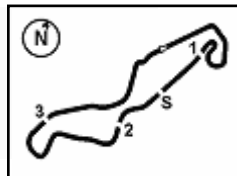
11:50

12:17

These data/results cannot be reproduced, stored and/or transmitted in whole or in part by any manner of electronic, mechanical, photocopying, recording, broadcasting or otherwise now known or herein after developed without the previous express consent by the copyright owner, except for reproduction in daily press and regular printed publications on sale to the public within 60 days of the event related to those data/results and always provided that copyright symbol appears together as follows below.

© DORNA WSBK ORGANIZATION Srl 2025





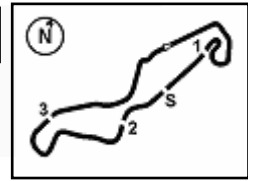
TT Circuit Assen 4.542 m

**Pirelli Dutch Round, 11-13 April 2025**  
**Riders Standings**

	Points	Points From First	Points From Previous	April 13 <b>ASSEN</b>	May 4 <b>CREMONA</b>	July 13 <b>DONNINGTON</b>	July 27 <b>BALATON</b>	September 7 <b>MAGNY-COURS</b>	October 19 <b>JEREZ</b>										
1 <b>HERRERA</b> Maria (ESP)	<b>25</b>			<b>25</b> 1															
2 <b>NEILA</b> Beatriz (ESP)	<b>20</b>	5		<b>20</b> 2															
3 <b>SANCHEZ</b> Sara (ESP)	<b>16</b>	9	4	<b>16</b> 3															
4 <b>LEWIS</b> Avalon (NZL)	<b>13</b>	12	3	<b>13</b> 4															
5 <b>PONZIANI</b> Roberta (ITA)	<b>11</b>	14	2	<b>11</b> 5															
6 <b>JONES</b> Chloe (GBR)	<b>10</b>	15	1	<b>10</b> 6															
7 <b>RELPH</b> Tayla (AUS)	<b>9</b>	16	1	<b>9</b> 7															
8 <b>MADRIGAL</b> Astrid (MEX)	<b>8</b>	17	1	<b>8</b> 8															
9 <b>BONDI</b> Emily (FRA)	<b>7</b>	18	1	<b>7</b> 9															
10 <b>CARRENO</b> Isis (CHI)	<b>6</b>	19	1	<b>6</b> 10															
11 <b>HOWDEN</b> Jessica (RSA)	<b>5</b>	20	1	<b>5</b> 11															
12 <b>RIVERA</b> Natalia (ESP)	<b>4</b>	21	1	<b>4</b> 12															
13 <b>RUIZ</b> Pakita (ESP)	<b>3</b>	22	1	<b>3</b> 13															
14 <b>ONGARO</b> Ornella (FRA)	<b>2</b>	23	1	<b>2</b> 14															
15 <b>OUREDNICKOVA</b> Adela (CZE)	<b>1</b>	24	1	<b>1</b> 15															

12/04/2025 First Line: Championship Standings - Second Line: Ranking Progression  
 These data/results cannot be reproduced, stored and/or transmitted in whole or in part by any manner of electronic, mechanical, photocopying, recording, broadcasting or otherwise now known or herein after developed without the previous express consent by the copyright owner, except for reproduction in daily press and regular printed publications on sale to the public within 60 days of the event related to those data/results and always provided that copyright symbol appears together as follows below.  
 © DORNA WSBK ORGANIZATION Srl 2025





TT Circuit Assen 4.542 m

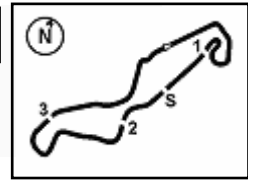
**Pirelli Dutch Round, 11-13 April 2025  
Pirelli Best Lap Award**

	Points	Points From First	Points From Previous	April 13 <b>ASSEN</b>	May 4 <b>CREMONA</b>	July 13 <b>DONINGTON</b>	July 27 <b>BALATON</b>	September 7 <b>MAGNY-COURS</b>	October 19 <b>JEREZ</b>								
<b>1 NEILA</b> Beatriz (ESP)	<b>1</b>			<b>1</b>													

12/04/2025 First Line: Race 1 & 2

These data/results cannot be reproduced, stored and/or transmitted in whole or in part by any manner of electronic, mechanical, photocopying, recording, broadcasting or otherwise now known or herein after developed without the previous express consent by the copyright owner, except for reproduction in daily press and regular printed publications on sale to the public within 60 days of the event related to those data/results and always provided that copyright symbol appears together as follows below.

© DORNA WSBK ORGANIZATION Srl 2025



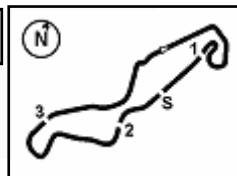
TT Circuit Assen 4.542 m

**Pirelli Dutch Round, 11-13 April 2025**  
**Best Finish Award Race 1**

	Points	Points From First	Points From Previous	April 13 <b>ASSEN</b>	May 4 <b>CREMONA</b>	July 13 <b>DONNINGTON</b>	July 27 <b>BALATON</b>	September 7 <b>MAGNY-COURS</b>	October 19 <b>JEREZ</b>								
1 <b>ONGARO</b> Ornella (FRA)	<b>5</b>			<b>5</b>													
2 <b>DOBBS</b> Mallory (USA)	<b>4</b>	1		<b>4</b>													
3 <b>BONDI</b> Emily (FRA)	<b>3</b>	2	1	<b>3</b>													
4 <b>FULLER</b> Billee (NZL)	<b>3</b>	2	0	<b>3</b>													
5 <b>MADRIGAL</b> Astrid (MEX)	<b>3</b>	2	0	<b>3</b>													
6 <b>HOWDEN</b> Jessica (RSA)	<b>2</b>	3	1	<b>2</b>													
7 <b>LLOYD</b> Sonya (USA)	<b>2</b>	3	0	<b>2</b>													
8 <b>RUIZ</b> Pakita (ESP)	<b>2</b>	3	0	<b>2</b>													
9 <b>SIMOES</b> Madalena (POR)	<b>2</b>	3	0	<b>2</b>													
10 <b>BARBERA</b> Beatrice (ITA)	<b>1</b>	4	1	<b>1</b>													
11 <b>JONES</b> Chloe (GBR)	<b>1</b>	4	0	<b>1</b>													
12 <b>NEILA</b> Beatriz (ESP)	<b>1</b>	4	0	<b>1</b>													
13 <b>OUREDNICKOVA</b> Adela (CZE)	<b>1</b>	4	0	<b>1</b>													

12/04/2025 First Line: Gained Positions - Second Line: Race Position - Underline: Best Finisher  
 These data/results cannot be reproduced, stored and/or transmitted in whole or in part by any manner of electronic, mechanical, photocopying, recording, broadcasting or otherwise now known or herein after developed without the previous express consent by the copyright owner, except for reproduction in daily press and regular printed publications on sale to the public within 60 days of the event related to those data/results and always provided that copyright symbol appears together as follows below.  
 © DORNA WSBK ORGANIZATION Srl 2025





**Pirelli Dutch Round, 11-13 April 2025  
Best Sectors & Speed Race 1**

TT Circuit Assen 4.542 m

**RESULTS**

1	<b>6</b>	<b>M. HERRERA</b>	Yamaha YZF-R7	Laps 12
2	<b>36</b>	<b>B. NEILA</b>	Yamaha YZF-R7	0.133
3	<b>64</b>	<b>S. SANCHEZ</b>	Yamaha YZF-R7	8.976
4	<b>21</b>	<b>A. LEWIS</b>	Yamaha YZF-R7	10.348
5	<b>96</b>	<b>R. PONZIANI</b>	Yamaha YZF-R7	16.455
6	<b>15</b>	<b>C. JONES</b>	Yamaha YZF-R7	20.015
7	<b>8</b>	<b>T. RELPH</b>	Yamaha YZF-R7	24.713
8	<b>83</b>	<b>A. MADRIGAL</b>	Yamaha YZF-R7	24.777
9	<b>4</b>	<b>E. BONDI</b>	Yamaha YZF-R7	29.676
10	<b>99</b>	<b>I. CARRENO</b>	Yamaha YZF-R7	29.729
11	<b>52</b>	<b>J. HOWDEN</b>	Yamaha YZF-R7	36.817
12	<b>20</b>	<b>N. RIVERA</b>	Yamaha YZF-R7	36.908
13	<b>46</b>	<b>P. RUIZ</b>	Yamaha YZF-R7	43.439
14	<b>28</b>	<b>O. ONGARO</b>	Yamaha YZF-R7	43.499
15	<b>19</b>	<b>A. OUREDNICKOVA</b>	Yamaha YZF-R7	43.912
16	<b>14</b>	<b>M. DOBBS</b>	Yamaha YZF-R7	45.211
17	<b>76</b>	<b>J. HANKS-ELLIOTT</b>	Yamaha YZF-R7	59.065
18	<b>33</b>	<b>C. LIU</b>	Yamaha YZF-R7	1'00.554
19	<b>32</b>	<b>S. LLOYD</b>	Yamaha YZF-R7	1'16.834
20	<b>29</b>	<b>B. FULLER</b>	Yamaha YZF-R7	1'22.442
21	<b>94</b>	<b>B. BARBERA</b>	Yamaha YZF-R7	1'29.200
22	<b>22</b>	<b>M. SIMOES</b>	Yamaha YZF-R7	1'41.720
RET	<b>17</b>	<b>L. BOUDESSEUL</b>	Yamaha YZF-R7	4 Laps
RET	<b>16</b>	<b>L. MICHEL</b>	Yamaha YZF-R7	8 Laps

**SPEED**

1	<b>17</b>	<b>L. BOUDESSEUL</b>	Yamaha YZF-R7	206,5
2	<b>29</b>	<b>B. FULLER</b>	Yamaha YZF-R7	206,1
3	<b>32</b>	<b>S. LLOYD</b>	Yamaha YZF-R7	205,7
4	<b>16</b>	<b>L. MICHEL</b>	Yamaha YZF-R7	204,9
5	<b>46</b>	<b>P. RUIZ</b>	Yamaha YZF-R7	204,5
6	<b>28</b>	<b>O. ONGARO</b>	Yamaha YZF-R7	204,2
7	<b>76</b>	<b>J. HANKS-ELLIOTT</b>	Yamaha YZF-R7	203,8
8	<b>14</b>	<b>M. DOBBS</b>	Yamaha YZF-R7	203,4
9	<b>4</b>	<b>E. BONDI</b>	Yamaha YZF-R7	203,4
10	<b>19</b>	<b>A. OUREDNICKOVA</b>	Yamaha YZF-R7	203,0
11	<b>52</b>	<b>J. HOWDEN</b>	Yamaha YZF-R7	203,0
12	<b>15</b>	<b>C. JONES</b>	Yamaha YZF-R7	202,6
13	<b>96</b>	<b>R. PONZIANI</b>	Yamaha YZF-R7	202,2
14	<b>20</b>	<b>N. RIVERA</b>	Yamaha YZF-R7	201,9
15	<b>21</b>	<b>A. LEWIS</b>	Yamaha YZF-R7	201,9
16	<b>94</b>	<b>B. BARBERA</b>	Yamaha YZF-R7	201,5
17	<b>99</b>	<b>I. CARRENO</b>	Yamaha YZF-R7	201,1
18	<b>83</b>	<b>A. MADRIGAL</b>	Yamaha YZF-R7	201,1
19	<b>64</b>	<b>S. SANCHEZ</b>	Yamaha YZF-R7	200,4
20	<b>8</b>	<b>T. RELPH</b>	Yamaha YZF-R7	200,4
21	<b>36</b>	<b>B. NEILA</b>	Yamaha YZF-R7	200,4
22	<b>22</b>	<b>M. SIMOES</b>	Yamaha YZF-R7	200,0
23	<b>33</b>	<b>C. LIU</b>	Yamaha YZF-R7	198,5
24	<b>6</b>	<b>M. HERRERA</b>	Yamaha YZF-R7	197,8

**SEG. 1**

1	<b>6</b>	<b>M. HERRERA</b>	34.934
2	<b>36</b>	<b>B. NEILA</b>	35.002
3	<b>64</b>	<b>S. SANCHEZ</b>	35.167
4	<b>21</b>	<b>A. LEWIS</b>	35.179
5	<b>96</b>	<b>R. PONZIANI</b>	35.180
6	<b>15</b>	<b>C. JONES</b>	35.280
7	<b>83</b>	<b>A. MADRIGAL</b>	35.360
8	<b>8</b>	<b>T. RELPH</b>	35.425
9	<b>52</b>	<b>J. HOWDEN</b>	35.450
10	<b>20</b>	<b>N. RIVERA</b>	35.454
11	<b>4</b>	<b>E. BONDI</b>	35.577
12	<b>17</b>	<b>L. BOUDESSEUL</b>	35.608
13	<b>99</b>	<b>I. CARRENO</b>	35.668
14	<b>46</b>	<b>P. RUIZ</b>	35.691
15	<b>19</b>	<b>A. OUREDNICKOVA</b>	35.692
16	<b>16</b>	<b>L. MICHEL</b>	35.741
17	<b>28</b>	<b>O. ONGARO</b>	35.788
18	<b>14</b>	<b>M. DOBBS</b>	35.944
19	<b>33</b>	<b>C. LIU</b>	36.176
20	<b>32</b>	<b>S. LLOYD</b>	36.301
21	<b>76</b>	<b>J. HANKS-ELLIOTT</b>	36.351
22	<b>29</b>	<b>B. FULLER</b>	36.940
23	<b>94</b>	<b>B. BARBERA</b>	37.064
24	<b>22</b>	<b>M. SIMOES</b>	37.309

**SEG. 2**

1	<b>36</b>	<b>B. NEILA</b>	17.225
2	<b>17</b>	<b>L. BOUDESSEUL</b>	17.327
3	<b>64</b>	<b>S. SANCHEZ</b>	17.357
4	<b>21</b>	<b>A. LEWIS</b>	17.405
5	<b>6</b>	<b>M. HERRERA</b>	17.425
6	<b>83</b>	<b>A. MADRIGAL</b>	17.542
7	<b>4</b>	<b>E. BONDI</b>	17.548
8	<b>16</b>	<b>L. MICHEL</b>	17.574
9	<b>15</b>	<b>C. JONES</b>	17.578
10	<b>20</b>	<b>N. RIVERA</b>	17.578
11	<b>96</b>	<b>R. PONZIANI</b>	17.578
12	<b>8</b>	<b>T. RELPH</b>	17.597
13	<b>99</b>	<b>I. CARRENO</b>	17.604
14	<b>14</b>	<b>M. DOBBS</b>	17.645
15	<b>19</b>	<b>A. OUREDNICKOVA</b>	17.666
16	<b>46</b>	<b>P. RUIZ</b>	17.673
17	<b>52</b>	<b>J. HOWDEN</b>	17.732
18	<b>29</b>	<b>B. FULLER</b>	17.783
19	<b>28</b>	<b>O. ONGARO</b>	17.802
20	<b>32</b>	<b>S. LLOYD</b>	18.028
21	<b>76</b>	<b>J. HANKS-ELLIOTT</b>	18.050
22	<b>33</b>	<b>C. LIU</b>	18.104
23	<b>94</b>	<b>B. BARBERA</b>	18.238
24	<b>22</b>	<b>M. SIMOES</b>	18.445

**SEG. 3**

1	<b>36</b>	<b>B. NEILA</b>	29.938
2	<b>6</b>	<b>M. HERRERA</b>	29.953
3	<b>96</b>	<b>R. PONZIANI</b>	30.039
4	<b>8</b>	<b>T. RELPH</b>	30.132
5	<b>21</b>	<b>A. LEWIS</b>	30.150
6	<b>64</b>	<b>S. SANCHEZ</b>	30.201
7	<b>15</b>	<b>C. JONES</b>	30.307
8	<b>83</b>	<b>A. MADRIGAL</b>	30.397
9	<b>4</b>	<b>E. BONDI</b>	30.457
10	<b>17</b>	<b>L. BOUDESSEUL</b>	30.465
11	<b>52</b>	<b>J. HOWDEN</b>	30.558
12	<b>99</b>	<b>I. CARRENO</b>	30.620
13	<b>20</b>	<b>N. RIVERA</b>	30.635
14	<b>16</b>	<b>L. MICHEL</b>	30.660
15	<b>46</b>	<b>P. RUIZ</b>	30.719
16	<b>14</b>	<b>M. DOBBS</b>	30.750
17	<b>19</b>	<b>A. OUREDNICKOVA</b>	30.813
18	<b>76</b>	<b>J. HANKS-ELLIOTT</b>	30.902
19	<b>28</b>	<b>O. ONGARO</b>	30.944
20	<b>33</b>	<b>C. LIU</b>	31.158
21	<b>32</b>	<b>S. LLOYD</b>	31.347
22	<b>29</b>	<b>B. FULLER</b>	31.494
23	<b>94</b>	<b>B. BARBERA</b>	31.526
24	<b>22</b>	<b>M. SIMOES</b>	31.951

**SEG. 4**

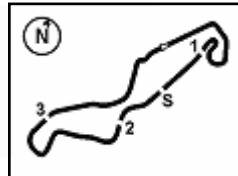
1	<b>6</b>	<b>M. HERRERA</b>	25.241
2	<b>36</b>	<b>B. NEILA</b>	25.298
3	<b>64</b>	<b>S. SANCHEZ</b>	25.432
4	<b>15</b>	<b>C. JONES</b>	25.544
5	<b>21</b>	<b>A. LEWIS</b>	25.610
6	<b>96</b>	<b>R. PONZIANI</b>	25.632
7	<b>17</b>	<b>L. BOUDESSEUL</b>	25.662
8	<b>99</b>	<b>I. CARRENO</b>	25.696
9	<b>28</b>	<b>O. ONGARO</b>	25.709
10	<b>4</b>	<b>E. BONDI</b>	25.815
11	<b>83</b>	<b>A. MADRIGAL</b>	25.826
12	<b>8</b>	<b>T. RELPH</b>	25.844
13	<b>46</b>	<b>P. RUIZ</b>	25.969
14	<b>19</b>	<b>A. OUREDNICKOVA</b>	25.991
15	<b>14</b>	<b>M. DOBBS</b>	25.998
16	<b>20</b>	<b>N. RIVERA</b>	26.001
17	<b>52</b>	<b>J. HOWDEN</b>	26.024
18	<b>16</b>	<b>L. MICHEL</b>	26.045
19	<b>33</b>	<b>C. LIU</b>	26.523
20	<b>76</b>	<b>J. HANKS-ELLIOTT</b>	26.636
21	<b>29</b>	<b>B. FULLER</b>	26.843
22	<b>32</b>	<b>S. LLOYD</b>	26.856
23	<b>94</b>	<b>B. BARBERA</b>	26.858
24	<b>22</b>	<b>M. SIMOES</b>	27.376

12/04/2025

These data/results cannot be reproduced, stored and/or transmitted in whole or in part by any manner of electronic, mechanical, photocopying, recording, broadcasting or otherwise now known or herein after developed without the previous express consent by the copyright owner, except for reproduction in daily press and regular printed publications on sale to the public within 60 days of the event related to those data/results and always provided that copyright symbol appears together as follows below.

© DORNA WSBK ORGANIZATION Srl 2025





TT Circuit Assen 4.542 m

**Pirelli Dutch Round, 11-13 April 2025**  
**Lap Chart Race 1**

1 / 4

		Lap											
	1	2	3	4	5	6	7	8	9	10	11	12	
1	6	6	6	6	6	6	6	6	6	36	6	36	
2	36	36	36	36	36	36	36	36	36	6	36	6	
3	21	21	21	21	21	21	64	64	64	64	64	64	
4	64	64	64	64	64	64	21	21	21	21	21	21	
5	15	96	96	96	96	96	96	96	96	96	96	96	
6	96	15	15	15	15	15	15	15	15	15	15	15	
7	99	99	8	8	8	8	8	8	8	83	83	8	
8	8	8	99	99	83	83	83	83	83	8	8	83	
9	83	83	83	83	99	99	4	4	4	99	4	4	
10	4	4	4	4	4	4	99	17	99	4	99	99	
11	16	52	17	17	17	17	17	99	20	20	20	52	
12	52	17	52	52	20	52	52	20	52	52	52	20	
13	17	16	16	20	52	20	20	52	28	46	46	46	
14	20	20	20	16	28	19	28	46	46	28	28	28	
15	28	28	28	28	19	28	46	28	19	19	19	19	
16	19	19	19	19	46	46	19	19	14	14	14	14	
17	33	46	46	46	14	14	14	14	76	76	76	76	
18	46	14	14	14	76	76	76	76	33	33	33	33	
19	14	33	33	76	33	33	33	33	32	32	32	32	
20	76	76	76	33	29	32	32	32	29	29	29	29	
21	29	32	29	29	32	29	29	29	94	94	94	94	
22	32	29	32	32	94	94	94	94	22	22	22	22	
23	94	94	94	94	22	22	22	22					
24	22	22	22	22									

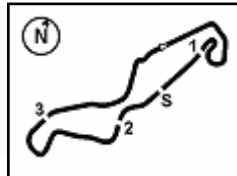
Final Result		
1	<b>6 M. HERRERA</b>	Laps 12
2	<b>36 B. NEILA (P)</b>	0.133
3	<b>64 S. SANCHEZ</b>	8.976
4	<b>21 A. LEWIS</b>	10.348
5	<b>96 R. PONZIANI</b>	16.455
6	<b>15 C. JONES</b>	20.015
7	<b>8 T. RELPH</b>	24.713
8	<b>83 A. MADRIGAL</b>	24.777
9	<b>4 E. BONDI</b>	29.676
10	<b>99 I. CARRENO</b>	29.729
11	<b>52 J. HOWDEN</b>	36.817
12	<b>20 N. RIVERA</b>	36.908
13	<b>46 P. RUIZ</b>	43.439
14	<b>28 O. ONGARO</b>	43.499
15	<b>19 A. OUREDNIKOVA</b>	43.912
16	<b>14 M. DOBBS</b>	45.211
17	<b>76 J. HANKS-ELLIOTT</b>	59.065
18	<b>33 C. LIU</b>	1'00.554
19	<b>32 S. LLOYD</b>	1'16.834
20	<b>29 B. FULLER</b>	1'22.442
21	<b>94 B. BARBERA</b>	1'29.200
22	<b>22 M. SIMDES</b>	1'41.720
RET	<b>17 L. BOUDESSEUL</b>	4 Laps
RET	<b>16 L. MICHEL</b>	8 Laps

12/04/2025

These data/results cannot be reproduced, stored and/or transmitted in whole or in part by any manner of electronic, mechanical, photocopying, recording, broadcasting or otherwise now known or herein after developed without the previous express consent by the copyright owner, except for reproduction in daily press and regular printed publications on sale to the public within 60 days of the event related to those data/results and always provided that copyright symbol appears together as follows below.

© DORNA WSBK ORGANIZATION Srl 2025





TT Circuit Assen 4.542 m

**Pirelli Dutch Round, 11-13 April 2025  
Lap Chart Race 1**

**2 / 4**

**Lap 1**

1	<b>6</b> M.Herrera	1'52.185
2	<b>36</b> B.Neila	0.185
3	<b>21</b> A.Lewis	0.656
4	<b>64</b> S.Sanchez	1.544
5	<b>15</b> C.Jones	2.770
6	<b>96</b> R.Ponziani	3.109
7	<b>99</b> I.Carreno	3.493
8	<b>8</b> T.Relph	3.707
9	<b>83</b> A.Madrigal	4.106
10	<b>4</b> E.Bondi	4.326
11	<b>16</b> L.Michel	5.221
12	<b>52</b> J.Howden	5.303
13	<b>17</b> L.Boudesseul	5.533
14	<b>20</b> N.Rivera	6.125
15	<b>28</b> O.Ongaro	6.383
16	<b>19</b> A.Ourednickova	6.674
17	<b>33</b> C.Liu	8.293
18	<b>46</b> P.Ruiz	8.395
19	<b>14</b> M.Dobbs	8.750
20	<b>76</b> J.Hanks-Elliott	9.016
21	<b>29</b> B.Fuller	10.642
22	<b>32</b> S.Lloyd	10.709
23	<b>94</b> B.Barbera	11.014
24	<b>22</b> M.Simoës	13.152

21	<b>29</b> B.Fuller	25.012
22	<b>32</b> S.Lloyd	25.404
23	<b>94</b> B.Barbera	25.673
24	<b>22</b> M.Simoës	28.802

**Lap 4**

1	<b>6</b> M.Herrera	7'16.243
2	<b>36</b> B.Neila	0.182
3	<b>21</b> A.Lewis	3.007
4	<b>64</b> S.Sanchez	3.123
5	<b>96</b> R.Ponziani	7.518
6	<b>15</b> C.Jones	7.872
7	<b>8</b> T.Relph	9.638
8	<b>99</b> I.Carreno	9.913
9	<b>83</b> A.Madrigal	10.093
10	<b>4</b> E.Bondi	10.433
11	<b>17</b> L.Boudesseul	12.274
12	<b>52</b> J.Howden	13.061
13	<b>20</b> N.Rivera	13.186
14	<b>16</b> L.Michel	13.647
15	<b>28</b> O.Ongaro	14.014
16	<b>19</b> A.Ourednickova	14.274
17	<b>46</b> P.Ruiz	15.666
18	<b>14</b> M.Dobbs	18.492
19	<b>76</b> J.Hanks-Elliott	22.508
20	<b>33</b> C.Liu	22.519
21	<b>29</b> B.Fuller	31.859
22	<b>32</b> S.Lloyd	32.158
23	<b>94</b> B.Barbera	32.458
24	<b>22</b> M.Simoës	36.914

**Lap 2**

1	<b>6</b> M.Herrera	3'40.155
2	<b>36</b> B.Neila	0.204
3	<b>21</b> A.Lewis	1.310
4	<b>64</b> S.Sanchez	2.259
5	<b>96</b> R.Ponziani	4.866
6	<b>15</b> C.Jones	5.071
7	<b>99</b> I.Carreno	5.344
8	<b>8</b> T.Relph	5.757
9	<b>83</b> A.Madrigal	6.015
10	<b>4</b> E.Bondi	6.549
11	<b>52</b> J.Howden	7.710
12	<b>17</b> L.Boudesseul	7.777
13	<b>16</b> L.Michel	8.406
14	<b>20</b> N.Rivera	8.722
15	<b>28</b> O.Ongaro	8.899
16	<b>19</b> A.Ourednickova	9.403
17	<b>46</b> P.Ruiz	10.983
18	<b>14</b> M.Dobbs	12.109
19	<b>33</b> C.Liu	12.897
20	<b>76</b> J.Hanks-Elliott	13.153
21	<b>32</b> S.Lloyd	17.733
22	<b>29</b> B.Fuller	17.766
23	<b>94</b> B.Barbera	18.495
24	<b>22</b> M.Simoës	21.073

**Lap 5**

1	<b>6</b> M.Herrera	9'04.309
2	<b>36</b> B.Neila	0.250
3	<b>21</b> A.Lewis	4.050
4	<b>64</b> S.Sanchez	4.268
5	<b>96</b> R.Ponziani	8.822
6	<b>15</b> C.Jones	8.995
7	<b>8</b> T.Relph	11.943
8	<b>83</b> A.Madrigal	12.197
9	<b>99</b> I.Carreno	12.537
10	<b>4</b> E.Bondi	12.593
11	<b>17</b> L.Boudesseul	14.198
12	<b>20</b> N.Rivera	15.251
13	<b>52</b> J.Howden	15.705
14	<b>28</b> O.Ongaro	18.257
15	<b>19</b> A.Ourednickova	18.717
16	<b>46</b> P.Ruiz	19.279
17	<b>14</b> M.Dobbs	23.115
18	<b>76</b> J.Hanks-Elliott	27.792
19	<b>33</b> C.Liu	27.974
20	<b>29</b> B.Fuller	38.868
21	<b>32</b> S.Lloyd	39.272
22	<b>94</b> B.Barbera	39.806
23	<b>22</b> M.Simoës	44.584

**Lap 3**

1	<b>6</b> M.Herrera	5'28.225
2	<b>36</b> B.Neila	0.140
3	<b>21</b> A.Lewis	1.973
4	<b>64</b> S.Sanchez	2.603
5	<b>96</b> R.Ponziani	6.114
6	<b>15</b> C.Jones	6.567
7	<b>8</b> T.Relph	7.412
8	<b>99</b> I.Carreno	7.751
9	<b>83</b> A.Madrigal	8.005
10	<b>4</b> E.Bondi	8.408
11	<b>17</b> L.Boudesseul	9.783
12	<b>52</b> J.Howden	10.375
13	<b>16</b> L.Michel	10.822
14	<b>20</b> N.Rivera	10.957
15	<b>28</b> O.Ongaro	11.388
16	<b>19</b> A.Ourednickova	11.809
17	<b>46</b> P.Ruiz	13.517
18	<b>14</b> M.Dobbs	15.229
19	<b>33</b> C.Liu	17.403
20	<b>76</b> J.Hanks-Elliott	17.772

**Lap 6**

1	<b>6</b> M.Herrera	10'52.067
2	<b>36</b> B.Neila	0.177
3	<b>21</b> A.Lewis	5.339
4	<b>64</b> S.Sanchez	5.453
5	<b>96</b> R.Ponziani	9.848
6	<b>15</b> C.Jones	10.115
7	<b>8</b> T.Relph	13.992
8	<b>83</b> A.Madrigal	14.187
9	<b>99</b> I.Carreno	14.510
10	<b>4</b> E.Bondi	14.774
11	<b>17</b> L.Boudesseul	16.216
12	<b>52</b> J.Howden	18.170
13	<b>20</b> N.Rivera	18.214
14	<b>19</b> A.Ourednickova	22.726
15	<b>28</b> O.Ongaro	22.847
16	<b>46</b> P.Ruiz	23.054

**Lap 7**

1	<b>6</b> M.Herrera	12'39.953
2	<b>36</b> B.Neila	0.082
3	<b>64</b> S.Sanchez	6.676
4	<b>21</b> A.Lewis	6.926
5	<b>96</b> R.Ponziani	11.195
6	<b>15</b> C.Jones	11.505
7	<b>8</b> T.Relph	16.089
8	<b>83</b> A.Madrigal	16.156
9	<b>4</b> E.Bondi	16.390
10	<b>99</b> I.Carreno	16.654
11	<b>17</b> L.Boudesseul	17.753
12	<b>52</b> J.Howden	21.448
13	<b>20</b> N.Rivera	21.646
14	<b>28</b> O.Ongaro	26.591
15	<b>46</b> P.Ruiz	26.871
16	<b>19</b> A.Ourednickova	27.214
17	<b>14</b> M.Dobbs	30.277
18	<b>76</b> J.Hanks-Elliott	36.699
19	<b>33</b> C.Liu	37.914
20	<b>32</b> S.Lloyd	50.580
21	<b>29</b> B.Fuller	50.853
22	<b>94</b> B.Barbera	52.606
23	<b>22</b> M.Simoës	1'00.585

**Lap 8**

1	<b>6</b> M.Herrera	14'27.686
2	<b>36</b> B.Neila	0.187
3	<b>64</b> S.Sanchez	7.802
4	<b>21</b> A.Lewis	7.969
5	<b>96</b> R.Ponziani	11.955
6	<b>15</b> C.Jones	12.943
7	<b>8</b> T.Relph	18.808
8	<b>83</b> A.Madrigal	18.975
9	<b>4</b> E.Bondi	19.182
10	<b>17</b> L.Boudesseul	19.580
11	<b>99</b> I.Carreno	19.836
12	<b>20</b> N.Rivera	24.470
13	<b>52</b> J.Howden	24.740
14	<b>46</b> P.Ruiz	30.599
15	<b>28</b> O.Ongaro	30.760
16	<b>19</b> A.Ourednickova	31.129
17	<b>14</b> M.Dobbs	33.762
18	<b>76</b> J.Hanks-Elliott	41.383
19	<b>33</b> C.Liu	42.752
20	<b>32</b> S.Lloyd	56.394
21	<b>29</b> B.Fuller	56.890
22	<b>94</b> B.Barbera	58.990
23	<b>22</b> M.Simoës	1'08.728

**Lap 9**

1	<b>6</b> M.Herrera	16'16.386
2	<b>36</b> B.Neila	0.302
3	<b>64</b> S.Sanchez	7.774
4	<b>21</b> A.Lewis	7.981
5	<b>96</b> R.Ponziani	12.101
6	<b>15</b> C.Jones	13.679
7	<b>8</b> T.Relph	19.698
8	<b>83</b> A.Madrigal	19.815
9	<b>4</b> E.Bondi	20.843
10	<b>99</b> I.Carreno	20.899
11	<b>20</b> N.Rivera	27.039
12	<b>52</b> J.Howden	27.163
13	<b>28</b> O.Ongaro	34.276
14	<b>46</b> P.Ruiz	34.444

**Lap 10**

1	<b>36</b> B.Neila	18'04.468
2	<b>6</b> M.Herrera	0.209
3	<b>64</b> S.Sanchez	8.458
4	<b>21</b> A.Lewis	8.607
5	<b>96</b> R.Ponziani	14.016
6	<b>15</b> C.Jones	15.996
7	<b>83</b> A.Madrigal	21.644
8	<b>8</b> T.Relph	21.894
9	<b>99</b> I.Carreno	23.726
10	<b>4</b> E.Bondi	23.917
11	<b>20</b> N.Rivera	30.582
12	<b>52</b> J.Howden	30.777
13	<b>46</b> P.Ruiz	38.174
14	<b>28</b> O.Ongaro	38.460
15	<b>19</b> A.Ourednickova	38.784
16	<b>14</b> M.Dobbs	40.467
17	<b>76</b> J.Hanks-Elliott	50.144
18	<b>33</b> C.Liu	51.450
19	<b>32</b> S.Lloyd	1'06.974
20	<b>29</b> B.Fuller	1'08.132
21	<b>94</b> B.Barbera	1'13.027
22	<b>22</b> M.Simoës	1'25.261

**Lap 11**

1	<b>6</b> M.Herrera	19'52.601
2	<b>36</b> B.Neila	0.261
3	<b>64</b> S.Sanchez	9.049
4	<b>21</b> A.Lewis	9.725
5	<b>96</b> R.Ponziani	15.250
6	<b>15</b> C.Jones	17.903
7	<b>83</b> A.Madrigal	23.234
8	<b>8</b> T.Relph	23.616
9	<b>4</b> E.Bondi	26.843
10	<b>99</b> I.Carreno	26.845
11	<b>20</b> N.Rivera	34.026
12	<b>52</b> J.Howden	34.226
13	<b>46</b> P.Ruiz	40.787
14	<b>28</b> O.Ongaro	41.324
15	<b>19</b> A.Ourednickova	41.682
16	<b>14</b> M.Dobbs	42.885
17	<b>76</b> J.Hanks-Elliott	54.768
18	<b>33</b> C.Liu	56.232
19	<b>32</b> S.Lloyd	1'11.943
20	<b>29</b> B.Fuller	1'15.196
21	<b>94</b> B.Barbera	1'21.341
22	<b>22</b> M.Simoës	1'33.518

**Lap 12**

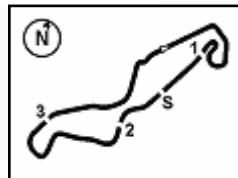
1	<b>36</b> B.Neila	21'41.013
2	<b>6</b> M.Herrera	0.067
3	<b>64</b> S.Sanchez	9.043
4	<b>21</b> A.Lewis	10.415
5	<b>96</b> R.Ponziani	16.522
6	<b>15</b> C.Jones	20.082
7	<b>8</b> T.Relph	24.780
8	<b>83</b> A.Madrigal	24.844
9	<b>4</b> E.Bondi	29.743
10	<b>99</b> I.Carreno	29.796
11	<b>52</b> J.Howden	36.884
12	<b>20</b> N.Rivera	36.975
13	<b>46</b> P.Ruiz	43.506
14	<b>28</b> O.Ongaro	43.566
15	<b>19</b> A.Ourednickova	43.979

12/04/2025

These data/results cannot be reproduced, stored and/or transmitted in whole or in part by any manner of electronic, mechanical, photocopying, recording, broadcasting or otherwise now known or herein after developed without the previous express consent by the copyright owner, except for reproduction in daily press and regular printed publications on sale to the public within 60 days of the event related to those data/results and always provided that copyright symbol appears together as follows below.

© DORNA WSBK ORGANIZATION Srl 2025





TT Circuit Assen 4.542 m

**Pirelli Dutch Round, 11-13 April 2025**  
**Lap Chart Race 1**

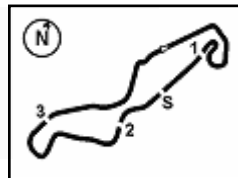
**3 / 4**

16	<b>14</b>	M.Dobbs	45.278
17	<b>76</b>	J.Hanks-Elliott	59.132
18	<b>33</b>	C.Liu	1'00.621
19	<b>32</b>	S.Lloyd	1'16.901
20	<b>29</b>	B.Fuller	1'22.509
21	<b>94</b>	B.Barbera	1'29.267
22	<b>22</b>	M.Simoës	1'41.787

12/04/2025

These data/results cannot be reproduced, stored and/or transmitted in whole or in part by any manner of electronic, mechanical, photocopying, recording, broadcasting or otherwise now known or herein after developed without the previous express consent by the copyright owner, except for reproduction in daily press and regular printed publications on sale to the public within 60 days of the event related to those data/results and always provided that copyright symbol appears together as follows below.

© DORNA WSBK ORGANIZATION Srl 2025



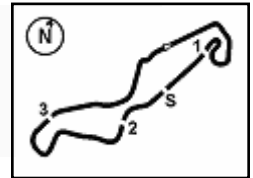
**Pirelli Dutch Round, 11-13 April 2025**  
**Lap Chart Race 1**

**Race Pace Comparison**

	<b>6 Her</b>	<b>36 Nei</b>	<b>64 San</b>	<b>21 Lew</b>	<b>96 Pon</b>	<b>15 Jon</b>	<b>8 Rel</b>	<b>83 Mad</b>	<b>4 Bon</b>	<b>99 Car</b>	<b>52 How</b>	<b>20 Riv</b>	<b>46 Rui</b>	<b>28 Ong</b>
1	1'52.185	1'52.370	1'53.729	1'52.841	1'55.294	1'54.955	1'55.892	1'56.291	1'56.511	1'55.678	1'57.488	1'58.310	2'00.580	1'58.568
2	1'47.970	1'47.989	1'48.685	<b>1'48.624</b>	1'49.727	1'50.271	1'50.020	1'49.879	1'50.193	1'49.821	1'50.377	1'50.567	1'50.558	<b>1'50.486</b>
3	1'48.070	1'48.006	1'48.414	1'48.733	1'49.318	1'49.566	1'49.725	1'50.060	1'49.929	1'50.477	1'50.735	1'50.305	1'50.604	1'50.559
4	1'48.018	1'48.060	1'48.538	1'49.052	1'49.422	1'49.323	1'50.244	1'50.106	1'50.043	1'50.180	1'50.704	1'50.247	<b>1'50.167</b>	1'50.644
5	1'48.066	1'48.134	1'49.211	1'49.109	1'49.370	1'49.189	1'50.371	1'50.170	1'50.226	1'50.690	1'50.710	<b>1'50.131</b>	1'51.679	1'52.309
6	1'47.758	<b>1'47.685</b>	1'48.943	1'49.047	1'48.784	<b>1'48.878</b>	1'49.807	1'49.748	1'49.939	<b>1'49.731</b>	<b>1'50.223</b>	1'50.721	1'51.533	1'52.348
7	1'47.886	1'47.791	1'49.109	1'49.473	1'49.233	1'49.276	1'49.983	1'49.855	<b>1'49.502</b>	1'50.030	1'51.164	1'51.318	1'51.703	1'51.630
8	<b>1'47.733</b>	1'47.838	1'48.859	1'48.776	<b>1'48.493</b>	1'49.171	1'50.452	1'50.552	1'50.525	1'50.915	1'51.025	1'50.557	1'51.461	1'51.902
9	1'48.700	1'48.815	1'48.672	1'48.712	1'48.846	1'49.436	1'49.590	<b>1'49.540</b>	1'50.361	1'49.763	1'51.123	1'51.269	1'52.545	1'52.216
10	1'48.291	1'47.780	1'48.766	1'48.708	1'49.997	1'50.399	1'50.278	1'49.911	1'51.156	1'50.909	1'51.696	1'51.625	1'51.812	1'52.266
11	1'47.924	1'48.394	1'48.724	1'49.251	1'49.367	1'50.040	1'49.855	1'49.723	1'51.059	1'51.252	1'51.582	1'51.577	1'50.746	1'50.997
12	1'48.479	1'48.151	<b>1'48.406</b>	1'49.102	1'49.684	1'50.591	<b>1'49.576</b>	1'50.022	1'51.312	1'51.363	1'51.070	1'51.361	1'51.131	1'50.654

	<b>19 Our</b>	<b>14 Dob</b>	<b>76 Han</b>	<b>33 Liu</b>	<b>32 Llo</b>	<b>29 Ful</b>	<b>94 Bar</b>	<b>22 Sim</b>	<b>17 Bou</b>	<b>16 Mic</b>
1	1'58.859	2'00.935	2'01.201	2'00.478	2'02.894	2'02.827	2'03.199	2'05.337	1'57.718	1'57.406
2	1'50.699	1'51.329	<b>1'52.107</b>	1'52.574	1'54.994	1'55.094	1'55.451	1'55.891	1'50.214	1'51.155
3	<b>1'50.476</b>	1'51.190	1'52.689	1'52.576	1'55.741	1'55.316	1'55.248	1'55.799	1'50.076	<b>1'50.486</b>
4	1'50.483	1'51.281	1'52.754	1'53.134	1'54.772	1'54.865	1'54.803	1'56.130	1'50.509	1'50.843
5	1'52.509	1'52.689	1'53.350	1'53.521	1'55.180	1'55.075	1'55.414	1'55.736	1'49.990	
6	1'51.767	1'51.289	1'52.349	1'52.854	1'53.634	1'54.397	1'54.405	<b>1'55.778</b>	1'49.776	
7	1'52.374	1'51.517	1'52.202	1'52.730	1'53.318	<b>1'53.232</b>	<b>1'54.039</b>	1'55.867	<b>1'49.423</b>	
8	1'51.648	1'51.218	1'52.417	<b>1'52.571</b>	1'53.547	1'53.770	1'54.117	1'55.876	1'49.560	
9	1'52.321	1'52.124	1'53.154	1'52.883	1'54.280	1'54.267	1'55.403	1'57.179		
10	1'52.116	1'51.363	1'52.389	1'52.597	<b>1'53.082</b>	1'53.757	1'55.416	1'56.136		
11	1'51.031	<b>1'50.551</b>	1'52.757	1'52.915	1'53.102	1'55.197	1'56.447	1'56.390		
12	1'50.709	1'50.805	1'52.776	1'52.801	1'53.370	1'55.725	1'56.338	1'56.681		

12/04/2025  
These data/results cannot be reproduced, stored and/or transmitted in whole or in part by any manner of electronic, mechanical, photocopying, recording, broadcasting or otherwise now known or herein after developed without the previous express consent by the copyright owner, except for reproduction in daily press and regular printed publications on sale to the public within 60 days of the event related to those data/results and always provided that copyright symbol appears together as follows below.  
© DORNA WSBK ORGANIZATION Srl 2025



TT Circuit Assen 4.542 m

**Pirelli Dutch Round, 11-13 April 2025  
Chronological Analysis Race 1**

Start at 11:50'41.017

**1 / 3**

<b>1° 6 M. HERRERA [1'47.733]</b>							
Lap	Seg1	Seg2	Seg3	Seg4	Lap Time	km/h	Local Time
1		<b>17.425</b>	30.212	25.495	1'52.185	196,4	11:52'33.202
2	35.091	17.489	30.006	25.384	1'47.970	196,4	11:54'21.172
3	35.166	17.489	<b>29.953</b>	25.462	1'48.070	195,7	11:56'09.242
4	35.083	17.480	29.996	25.459	1'48.018	<b>197,8</b>	11:57'57.260
5	35.113	17.472	29.990	25.491	1'48.066	197,1	11:59'45.326
6	35.034	17.480	29.996	25.248	1'47.758	196,7	12:01'33.084
7	34.974	17.505	30.044	25.363	1'47.886	196,4	12:03'20.970
8	35.025	17.457	30.010	<b>25.241</b>	<b>1'47.733</b>	196,4	12:05'08.703
9	35.079	17.473	30.643	25.505	1'48.700	196,0	12:06'57.403
10	35.114	17.692	30.113	25.372	1'48.291C	196,0	12:08'45.694
11	35.100	17.484	29.955	25.385	1'47.924	197,1	12:10'33.618
12	<b>34.934</b>	17.540	29.975	26.030	1'48.479	196,7	12:12'22.097

Race Time 21'41.080

<b>2° 36 B. NEILA [1'47.685]</b>							
Lap	Seg1	Seg2	Seg3	Seg4	Lap Time	km/h	Local Time
1		17.343	30.253	25.365	1'52.370	198,2	11:52'33.387
2	35.193	17.349	<b>29.938</b>	25.509	1'47.989	197,8	11:54'21.376
3	35.214	17.278	30.026	25.488	1'48.006	197,8	11:56'09.382
4	35.196	17.307	29.985	25.572	1'48.060	198,9	11:57'57.442
5	35.167	17.362	29.968	25.637	1'48.134	199,6	11:59'45.576
6	35.111	17.264	29.998	25.312	<b>1'47.685</b>	198,9	12:01'33.261
7	35.090	17.286	30.117	<b>25.298</b>	1'47.791	198,2	12:03'21.052
8	35.185	17.329	29.972	25.352	1'47.838	198,5	12:05'08.890
9	35.160	<b>17.225</b>	30.541	25.889	1'48.815	197,1	12:06'57.705
10	35.019	17.714	30.045	25.002	1'47.780C	200,0	12:08'45.485
11	35.563	17.338	29.975	25.518	1'48.394	<b>200,4</b>	12:10'33.879
12	<b>35.002</b>	17.346	29.951	25.852	1'48.151C	197,1	12:12'22.030

Race Time 21'41.013 + 0.200Pen

<b>3° 64 S. SANCHEZ [1'48.406]</b>							
Lap	Seg1	Seg2	Seg3	Seg4	Lap Time	km/h	Local Time
1		17.524	30.413	25.604	1'53.729	<b>200,4</b>	11:52'34.746
2	35.201	17.449	30.309	25.726	1'48.685	198,5	11:54'23.431
3	35.217	17.458	30.307	<b>25.432</b>	1'48.414	197,4	11:56'11.845
4	<b>35.167</b>	<b>17.357</b>	30.319	25.695	1'48.538	199,3	11:58'00.383
5	35.294	17.956	30.320	25.641	1'49.211	197,4	11:59'49.594
6	35.368	17.437	30.352	25.786	1'48.943	199,6	12:01'38.537
7	35.358	17.470	30.427	25.854	1'49.109	197,1	12:03'27.646
8	35.202	17.456	30.379	25.822	1'48.859	196,7	12:05'16.505
9	35.173	17.573	30.257	25.669	1'48.672	194,6	12:07'05.177
10	35.192	17.582	30.338	25.654	1'48.766C	194,9	12:08'53.943
11	35.316	17.534	30.339	25.535	1'48.724	196,7	12:10'42.667
12	35.237	17.393	<b>30.201</b>	25.575	<b>1'48.406</b>	196,0	12:12'31.073

Race Time 21'50.056

<b>4° 21 A. LEWIS [1'48.624]</b>							
Lap	Seg1	Seg2	Seg3	Seg4	Lap Time	km/h	Local Time
1		<b>17.405</b>	<b>30.150</b>	<b>25.610</b>	1'52.841	200,7	11:52'33.858
2	<b>35.179</b>	17.531	30.187	25.727	<b>1'48.624</b>	199,6	11:54'22.482
3	35.224	17.631	30.171	25.707	1'48.733	197,4	11:56'11.215
4	35.216	17.576	30.396	25.864	1'49.052	197,8	11:58'00.267
5	35.561	17.422	30.176	25.950	1'49.109	<b>201,9</b>	11:59'49.376
6	35.199	17.531	30.551	25.766	1'49.047	196,7	12:01'38.423
7	35.629	17.504	30.500	25.840	1'49.473	197,4	12:03'27.896
8	35.191	17.432	30.452	25.701	1'48.776	<b>201,9</b>	12:05'16.672
9	35.248	17.435	30.248	25.781	1'48.712	199,3	12:07'05.384
10	35.281	17.464	30.348	25.615	1'48.708C	198,9	12:08'54.092
11	35.372	17.449	30.745	25.685	1'49.251	200,7	12:10'43.343
12	35.505	17.443	30.379	25.775	1'49.102	196,4	12:12'32.445

Race Time 21'51.428

<b>5° 96 R. PONZIANI [1'48.493]</b>							
Lap	Seg1	Seg2	Seg3	Seg4	Lap Time	km/h	Local Time
1		17.839	30.480	25.671	1'55.294	<b>202,2</b>	11:52'36.311

2	35.661	17.679	30.551	25.836	1'49.727	200,7	11:54'26.038
3	35.603	17.779	30.228	25.708	1'49.318	197,1	11:56'15.356
4	35.495	17.724	30.463	25.740	1'49.422	197,8	11:58'04.778
5	35.446	17.792	30.348	25.784	1'49.370	197,8	11:59'54.148
6	35.183	17.640	30.301	25.660	1'48.784	197,1	12:01'42.932
7	35.333	17.693	30.450	25.757	1'49.233	197,4	12:03'32.165
8	35.235	<b>17.578</b>	<b>30.039</b>	25.641	<b>1'48.493</b>	198,2	12:05'20.658
9	<b>35.180</b>	17.689	30.345	<b>25.632</b>	1'48.846	196,0	12:07'09.504
10	35.289	17.829	30.810	26.069	1'49.997C	197,1	12:08'59.501
11	35.318	17.798	30.472	25.779	1'49.367	198,5	12:10'48.868
12	35.563	17.816	30.471	25.834	1'49.684	197,8	12:12'38.552

Race Time 21'57.535

<b>6° 15 C. JONES [1'48.878]</b>							
Lap	Seg1	Seg2	Seg3	Seg4	Lap Time	km/h	Local Time
1		<b>17.578</b>	30.746	25.963	1'54.955	<b>202,6</b>	11:52'35.972
2	35.896	17.922	30.546	25.907	1'50.271	197,8	11:54'26.243
3	35.765	17.743	30.359	25.699	1'49.566	200,4	11:56'15.809
4	35.493	17.728	30.431	25.671	1'49.323	200,7	11:58'05.132
5	35.503	17.766	30.309	25.611	1'49.189	200,0	11:59'54.321
6	35.394	17.617	30.323	<b>25.544</b>	<b>1'48.878</b>	200,7	12:01'43.199
7	35.365	17.706	30.351	25.854	1'49.276	201,9	12:03'32.475
8	35.408	17.669	<b>30.307</b>	25.787	1'49.171	200,4	12:05'21.646
9	<b>35.280</b>	17.823	30.455	25.878	1'49.436	197,1	12:07'11.082
10	35.611	18.021	30.863	25.904	1'50.399C	197,1	12:09'01.481
11	35.590	17.899	30.639	25.912	1'50.040	198,2	12:10'51.521
12	35.929	18.098	30.608	25.956	1'50.591	196,7	12:12'42.112

Race Time 22'01.095

<b>7° 8 T. RELPH [1'49.576]</b>							
Lap	Seg1	Seg2	Seg3	Seg4	Lap Time	km/h	Local Time
1		17.896	30.919	26.086	1'55.892	200,0	11:52'36.909
2	35.801	17.635	30.614	25.970	1'50.020	<b>200,4</b>	11:54'26.929
3	35.722	17.647	30.475	25.881	1'49.725	198,2	11:56'16.654
4	35.668	17.674	30.823	26.079	1'50.244	196,7	11:58'06.898
5	35.975	17.773	30.743	25.880	1'50.371	196,0	11:59'57.269
6	35.527	17.786	30.650	<b>25.844</b>	1'49.807	195,7	12:01'47.076
7	35.580	17.667	30.646	26.090	1'49.983	195,7	12:03'37.059
8	36.002	17.879	30.654	25.917	1'50.452	194,6	12:05'27.511
9	<b>35.425</b>	17.756	30.446	25.963	1'49.590	194,2	12:07'17.101
10	35.797	17.817	30.713	25.951	1'50.278C	199,3	12:09'07.379
11	35.869	<b>17.597</b>	30.457	25.932	1'49.855	200,0	12:10'57.234
12	35.666	17.715	<b>30.132</b>	26.063	<b>1'49.576</b>	197,1	12:12'46.810

Race Time 22'05.793

<b>8° 83 A. MADRIGAL [1'49.540]</b>							
Lap	Seg1	Seg2	Seg3	Seg4	Lap Time	km/h	Local Time
1		17.841	30.796	26.087	1'56.291	<b>201,1</b>	11:52'37.308
2	35.606	17.650	30.712	25.911	1'49.879	<b>201,1</b>	11:54'27.187
3	35.691	17.754	30.496	26.119	1'50.060	200,7	11:56'17.247
4	35.893	17.638	30.664	25.911	1'50.106	196,0	11:58'07.353
5	35.898	<b>17.542</b>	30.904	<b>25.826</b>	1'50.170	200,7	11:59'57.523
6	35.476	17.704	30.688	25.880	1'49.748	198,9	12:01'47.271
7	35.611	17.628	30.606	26.010	1'49.855	200,0	12:03'37.126
8	36.080	17.880	30.713	25.879	1'50.552	197,8	12:05'27.678
9	35.465	17.690	30.509	25.876	<b>1'49.540</b>	198,2	12:07'17.218
10	<b>35.360</b>	17.878	30.730	25.943	1'49.911C	195,7	12:09'07.129
11	35.686	17.668	30.540	25.829	1'49.723	197,4	12:10'56.852
12	35.669	17.761	<b>30.397</b>	26.195	1'50.022	195,7	12:12'46.874

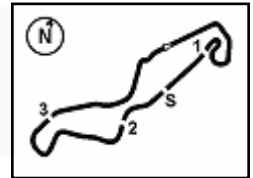
Race Time 22'05.857

<b>9° 4 E. BONDI [1'49.502]</b>							
Lap	Seg1	Seg2	Seg3	Seg4	Lap Time	km/h	Local Time
1		17.753	30.869	26.085	1'56.511	200,7	11:52'37.528
2	35.638	17.757	30.850	25.948	1'50.193	201,1	11:54'27.721
3	35.795	17.722	30.473	25.939	1'49.929	197,1	11:56'17.650
4	35.780	17.608	30.509	26.146	1'50.043	200,4	11:58'07.693

12/04/2025 P = Pits In/Out - C = Lap Time Cancelled

These data/results cannot be reproduced, stored and/or transmitted in whole or in part by any manner of electronic, mechanical, photocopying, recording, broadcasting or otherwise now known or herein after developed without the previous express consent by the copyright owner, except for reproduction in daily press and regular printed publications on sale to the public within 60 days of the event related to those data/results and always provided that copyright symbol appears together as follows below.

© DORNA WSBK ORGANIZATION Srl 2025



TT Circuit Assen 4.542 m

**Pirelli Dutch Round, 11-13 April 2025  
Chronological Analysis Race 1**

Start at 11:50'41.017

**2 / 3**

5	35.723	17.873	30.815	<b>25.815</b>	1'50.226	<b>203,4</b>	11:59'57.919	8	36.362	17.822	31.108	26.169	1'51.461	197,1	12:05'39.302
6	35.852	17.663	<b>30.457</b>	25.967	1'49.939	201,1	12:01'47.858	9	36.392	18.639	31.292	26.222	1'52.545C	197,4	12:07'31.847
7	<b>35.577</b>	<b>17.548</b>	30.496	25.881	<b>1'49.502</b>	198,2	12:03'37.360	10	36.270	18.132	31.519	25.891	1'51.812C	198,9	12:09'23.659
8	36.190	17.866	30.652	25.817	1'50.525	198,5	12:05'27.885	11	35.869	17.793	31.004	26.080	1'50.746	196,0	12:11'14.405
9	35.642	17.886	30.677	26.156	1'50.361	196,4	12:07'18.246	12	36.006	17.835	31.145	26.145	1'51.131	194,9	12:13'05.536
10	35.929	17.815	31.119	26.293	1'51.156C	196,0	12:09'09.402								
11	35.976	17.560	30.617	26.906	1'51.059	200,7	12:11'00.461								
12	36.061	17.892	30.900	26.459	1'51.312	194,6	12:12'51.773								

Race Time 22'24.519

<b>14° 28 D. ONGARO (1'50.486)</b>							
Lap	Seg1	Seg2	Seg3	Seg4	Lap Time	km/h	Local Time
1		18.069	31.220	26.031	1'58.568	201,1	11:52'39.585
2	35.957	17.876	<b>30.944</b>	<b>25.709</b>	<b>1'50.486</b>	203,0	11:54'30.071
3	36.070	<b>17.802</b>	30.948	25.739	1'50.559	203,4	11:56'20.630
4	35.817	17.860	31.063	25.904	1'50.644	<b>204,2</b>	11:58'11.274
5	35.856	17.859	31.886	26.708	1'52.309	201,9	12:00'03.583
6	36.230	18.148	31.485	26.485	1'52.348	197,1	12:01'55.931
7	36.044	18.090	31.274	26.222	1'51.630	197,4	12:03'47.561
8	36.231	18.275	31.390	26.006	1'51.902	196,7	12:05'39.463
9	35.906	18.697	31.338	26.275	1'52.216C	196,0	12:07'31.679
10	36.169	18.294	31.440	26.363	1'52.266C	197,4	12:09'23.945
11	35.946	17.960	31.091	26.000	1'50.997	200,4	12:11'14.942
12	<b>35.788</b>	18.028	31.108	25.730	1'50.654	199,3	12:13'05.596

Race Time 22'24.579

<b>10° 99 I. CARRENO (1'49.731)</b>							
Lap	Seg1	Seg2	Seg3	Seg4	Lap Time	km/h	Local Time
1		17.620	30.840	26.051	1'55.678	<b>201,1</b>	11:52'36.695
2	35.688	17.649	30.751	25.733	1'49.821	196,0	11:54'26.516
3	35.821	17.654	30.715	26.287	1'50.477	194,6	11:56'16.993
4	35.953	17.623	30.694	25.910	1'50.180	197,1	11:58'07.173
5	35.955	17.927	30.875	25.933	1'50.690	196,0	11:59'57.863
6	35.676	<b>17.604</b>	30.652	25.799	<b>1'49.731</b>	196,0	12:01'47.594
7	36.002	<b>17.604</b>	30.728	<b>25.696</b>	1'50.030	199,6	12:03'37.624
8	36.324	17.715	30.868	26.008	1'50.915	197,1	12:05'28.539
9	<b>35.668</b>	17.615	<b>30.620</b>	25.860	1'49.763	197,4	12:07'18.302
10	36.142	17.689	31.102	25.976	1'50.909C	198,5	12:09'09.211
11	35.854	17.681	30.735	26.982	1'51.252	195,3	12:11'00.463
12	36.558	17.671	31.022	26.112	1'51.363	195,3	12:12'51.826

Race Time 22'10.809

<b>15° 19 A. DUREDNIKOVA (1'50.476)</b>							
Lap	Seg1	Seg2	Seg3	Seg4	Lap Time	km/h	Local Time
1		17.962	31.233	26.185	1'58.859	<b>203,0</b>	11:52'39.876
2	35.949	17.746	30.948	26.056	1'50.699	202,6	11:54'30.575
3	35.995	17.677	<b>30.813</b>	<b>25.991</b>	<b>1'50.476</b>	200,4	11:56'21.051
4	35.738	17.727	30.955	26.063	1'50.483	201,9	11:58'11.534
5	35.833	<b>17.666</b>	32.183	26.827	1'52.509	<b>203,0</b>	12:00'04.043
6	36.016	17.929	31.333	26.489	1'51.767	200,7	12:01'55.810
7	36.438	17.972	31.413	26.551	1'52.374	200,0	12:03'48.184
8	36.103	17.986	31.462	26.097	1'51.648	193,9	12:05'39.832
9	36.071	18.790	31.228	26.232	1'52.321C	199,3	12:07'32.153
10	36.227	18.158	31.434	26.297	1'52.116C	200,7	12:09'24.269
11	35.900	17.893	31.090	26.148	1'51.031	202,2	12:11'15.300
12	<b>35.692</b>	17.898	31.088	26.031	1'50.709	201,9	12:13'06.009

Race Time 22'24.992

<b>11° 52 J. HOWDEN (1'50.223)</b>							
Lap	Seg1	Seg2	Seg3	Seg4	Lap Time	km/h	Local Time
1		17.842	30.895	26.303	1'57.488	<b>203,0</b>	11:52'38.505
2	35.594	17.859	30.862	26.062	1'50.377	193,9	11:54'28.882
3	36.243	17.741	30.727	<b>26.024</b>	1'50.735	200,4	11:56'19.617
4	35.846	<b>17.732</b>	30.969	26.157	1'50.704	198,5	11:58'10.321
5	36.069	17.801	<b>30.558</b>	26.282	1'50.710	199,6	12:00'01.031
6	35.636	17.866	30.574	26.147	<b>1'50.223</b>	198,2	12:01'51.254
7	35.882	17.886	30.976	26.420	1'51.164	194,9	12:03'42.418
8	36.155	17.799	30.697	26.374	1'51.025	197,1	12:05'33.443
9	<b>35.450</b>	18.175	31.210	26.288	1'51.123C	198,5	12:07'24.566
10	35.816	18.305	31.161	26.414	1'51.696C	194,6	12:09'16.262
11	35.732	18.826	30.634	26.390	1'51.582	199,3	12:11'07.844
12	35.843	17.876	30.963	26.388	1'51.070	199,3	12:12'58.914

Race Time 22'17.897

<b>16° 14 M. DOBBS (1'50.551)</b>							
Lap	Seg1	Seg2	Seg3	Seg4	Lap Time	km/h	Local Time
1		18.109	31.790	26.459	2'00.935	<b>203,4</b>	11:52'41.952
2	36.295	<b>17.645</b>	31.087	26.302	1'51.329	202,6	11:54'33.281
3	36.275	17.840	30.985	26.090	1'51.190	196,7	11:56'24.471
4	35.961	17.922	31.184	26.214	1'51.281	197,4	11:58'15.752
5	36.256	18.130	31.355	26.948	1'52.689C	196,4	12:00'08.441
6	36.182	17.928	31.046	26.133	1'51.289	194,9	12:01'59.730
7	36.407	18.039	30.856	26.215	1'51.517	196,0	12:03'51.247
8	35.982	17.833	31.021	26.382	1'51.218	196,7	12:05'42.465
9	35.966	18.746	31.246	26.166	1'52.124C	194,9	12:07'34.589
10	36.203	18.194	30.975	25.991	1'51.363C	196,0	12:09'25.952
11	35.954	17.849	<b>30.750</b>	<b>25.998</b>	<b>1'50.551</b>	198,5	12:11'16.503
12	<b>35.944</b>	17.941	30.843	26.077	1'50.805	197,4	12:13'07.308

Race Time 22'26.291

<b>12° 20 N. RIVERA (1'50.131)</b>							
Lap	Seg1	Seg2	Seg3	Seg4	Lap Time	km/h	Local Time
1		18.005	31.246	26.155	1'58.310	200,7	11:52'39.327
2	35.931	17.706	30.877	26.053	1'50.567	<b>201,9</b>	11:54'29.894
3	35.988	<b>17.578</b>	<b>30.635</b>	26.104	1'50.305	200,4	11:56'20.199
4	35.825	17.636	30.701	26.085	1'50.247	200,4	11:58'10.446
5	35.823	17.634	30.673	<b>26.001</b>	<b>1'50.131</b>	198,9	12:00'00.577
6	35.915	17.745	30.773	26.288	1'50.721	197,8	12:01'51.298
7	36.337	17.725	30.873	26.383	1'51.318	200,0	12:03'42.616
8	35.768	17.728	30.848	26.213	1'50.557	196,4	12:05'33.173
9	<b>35.454</b>	18.249	31.309	26.257	1'51.269C	194,6	12:07'24.442
10	35.848	18.236	31.259	26.282	1'51.625C	197,4	12:09'16.067
11	35.807	18.402	31.053	26.315	1'51.577	196,4	12:11'07.644
12	35.900	18.210	31.085	26.166	1'51.361	196,7	12:12'59.005

Race Time 22'17.988

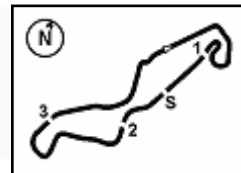
<b>17° 76 J. HANKS-ELLIOTT (1'52.107)</b>							
Lap	Seg1	Seg2	Seg3	Seg4	Lap Time	km/h	Local Time
1		18.339	31.968	26.653	2'01.201	<b>203,8</b>	11:52'42.218
2	<b>36.351</b>	<b>18.050</b>	31.070	<b>26.636</b>	<b>1'52.107</b>	201,5	11:54'34.325
3	36.431	18.230	31.149	26.879	1'52.689	200,4	11:56'27.014
4	36.475	18.139	31.100	27.040	1'52.754C	200,4	11:58'19.768
5	36.838	18.264	31.342	26.906	1'53.350C	200,7	12:00'13.118
6	36.451	18.182	31.075	26.641	1'52.349	193,5	12:02'05.467
7	36.375	18.168	31.004	26.655	1'52.202	194,2	12:03'57.669
8	36.420	18.206	31.060	26.731	1'52.417	193,9	12:05'50.086
9	36.593	18.549	31.289	26.723	1'53.154C	193,5	12:07'43.240
10	36.378	18.129	31.079	26.803	1'52.389C	195,3	12:09'35.629

<b>13° 46 P. RUIZ (1'50.167)</b>							
Lap	Seg1	Seg2	Seg3	Seg4	Lap Time	km/h	Local Time
1		18.236	31.854	26.431	2'00.580	<b>204,5</b>	11:52'41.597
2	35.901	17.861	<b>30.719</b>	26.077	1'50.558	197,8	11:54'32.155
3	35.783	17.813	30.939	26.069	1'50.604	196,7	11:56'22.759
4	35.716	<b>17.673</b>	30.809	<b>25.969</b>	<b>1'50.167</b>	197,1	11:58'12.926
5	35.840	17.778	31.615	26.446	1'51.679	197,1	12:00'04.605
6	<b>35.691</b>	17.798	31.512	26.532	1'51.533	200,7	12:01'56.138
7	36.322	17.804	31.520	26.057	1'51.703	200,7	12:03'47.841

12/04/2025 P = Pits In/Out - C = Lap Time Cancelled

These data/results cannot be reproduced, stored and/or transmitted in whole or in part by any manner of electronic, mechanical, photocopying, recording, broadcasting or otherwise now known or herein after developed without the previous express consent by the copyright owner, except for reproduction in daily press and regular printed publications on sale to the public within 60 days of the event related to those data/results and always provided that copyright symbol appears together as follows below.

© DORNA WSBK ORGANIZATION Srl 2025



**Pirelli Dutch Round, 11-13 April 2025  
Chronological Analysis Race 1**

Start at 11:50'41.017

11	36.384	18.343	<b>30.902</b>	27.128	1'52.757	194,9	12:11'28.386
12	36.485	18.315	30.994	26.982	1'52.776	194,6	12:13'21.162

Race Time 22'40.145

<b>18° 33 C. LIU [1'52.571]</b>							
Lap	Seg1	Seg2	Seg3	Seg4	Lap Time	km/h	Local Time
1		18.348	31.534	26.726	2'00.478	<b>198,5</b>	11:52'41.495
2	36.514	18.289	<b>31.158</b>	26.613	1'52.574	194,6	11:54'34.069
3	36.444	18.107	31.435	26.590	1'52.576	193,5	11:56'26.645
4	36.602	18.505	31.320	26.707	1'53.134	192,5	11:58'19.779
5	36.628	18.589	31.832	26.472	1'53.521C	193,5	12:00'13.300
6	36.634	18.153	31.544	<b>26.523</b>	1'52.854	194,6	12:02'06.154
7	36.433	18.213	31.413	26.671	1'52.730	193,9	12:03'58.884
8	36.414	18.140	31.282	26.735	<b>1'52.571</b>	192,9	12:05'51.455
9	36.398	18.444	31.477	26.564	1'52.883C	192,5	12:07'44.338
10	<b>36.176</b>	<b>18.104</b>	31.598	26.719	1'52.597C	193,9	12:09'36.935
11	36.368	18.235	31.483	26.829	1'52.915	193,2	12:11'29.850
12	36.293	18.142	31.588	26.778	1'52.801	194,2	12:13'22.651

Race Time 22'41.634

<b>19° 32 S. LLOYD [1'53.082]</b>							
Lap	Seg1	Seg2	Seg3	Seg4	Lap Time	km/h	Local Time
1		18.219	31.863	27.825	2'02.894C	<b>205,7</b>	11:52'43.911
2	37.195	18.123	32.028	27.648	1'54.994	199,3	11:54'38.905
3	37.758	18.517	31.726	27.740	1'55.741	198,5	11:56'34.646
4	37.172	18.209	31.865	27.526	1'54.772	200,7	11:58'29.418
5	37.499	18.152	32.049	27.480	1'55.180C	199,6	12:00'24.598
6	37.229	<b>18.028</b>	<b>31.347</b>	27.030	1'53.634	200,0	12:02'18.232
7	36.790	18.103	31.416	27.009	1'53.318	197,4	12:04'11.550
8	36.592	18.437	31.569	26.949	1'53.547	197,4	12:06'05.097
9	36.744	18.621	31.676	27.239	1'54.280C	195,7	12:07'59.377
10	<b>36.301</b>	18.296	31.474	27.011	<b>1'53.082</b>	198,2	12:09'52.459
11	36.335	18.048	31.742	26.977	1'53.102	198,5	12:11'45.561
12	36.867	18.175	31.472	<b>26.856</b>	1'53.370	198,2	12:13'38.931

Race Time 22'57.914

<b>20° 29 B. FULLER [1'53.232]</b>							
Lap	Seg1	Seg2	Seg3	Seg4	Lap Time	km/h	Local Time
1		18.161	32.038	27.364	2'02.827	<b>206,1</b>	11:52'43.844
2	37.779	17.951	31.725	27.639	1'55.094	201,1	11:54'38.938
3	37.375	18.312	32.085	27.544	1'55.316	197,1	11:56'34.254
4	37.285	18.078	32.059	27.443	1'54.865	199,3	11:58'29.119
5	37.540	18.136	31.893	27.506	1'55.075C	198,2	12:00'24.194
6	37.532	18.438	<b>31.494</b>	26.933	1'54.397	197,1	12:02'18.591
7	36.995	<b>17.783</b>	31.611	<b>26.843</b>	<b>1'53.232</b>	200,0	12:04'11.823
8	37.117	17.990	31.709	26.954	1'53.770	198,9	12:06'05.593
9	37.238	18.192	31.953	26.884	1'54.267C	198,2	12:07'59.860
10	<b>36.940</b>	18.030	31.801	26.986	1'53.757	200,0	12:09'53.617
11	37.280	18.235	32.477	27.205	1'55.197	199,6	12:11'48.814
12	37.771	18.191	32.088	27.675	1'55.725	198,9	12:13'44.539

Race Time 23'03.522

<b>21° 94 B. BARBERA [1'54.039]</b>							
Lap	Seg1	Seg2	Seg3	Seg4	Lap Time	km/h	Local Time
1		18.627	31.883	27.164	2'03.199	200,7	11:52'44.216
2	37.737	18.392	31.941	27.381	1'55.451	<b>201,5</b>	11:54'39.667
3	37.693	18.279	31.821	27.455	1'55.248	197,1	11:56'34.915
4	37.433	<b>18.238</b>	31.779	27.353	1'54.803	197,4	11:58'29.718
5	37.790	18.438	31.826	27.360	1'55.414C	196,7	12:00'25.132
6	<b>37.064</b>	18.628	31.701	27.012	1'54.405	197,1	12:02'19.537
7	37.241	18.261	<b>31.526</b>	27.011	<b>1'54.039</b>	197,8	12:04'13.576
8	37.325	18.297	31.637	<b>26.858</b>	1'54.117	196,7	12:06'07.693
9	37.105	18.757	32.151	27.390	1'55.403C	196,4	12:08'03.096
10	37.078	18.603	32.314	27.421	1'55.416	196,7	12:09'58.512
11	37.520	18.822	32.491	27.614	1'56.447	195,3	12:11'54.959
12	37.594	18.774	32.500	27.470	1'56.338	196,0	12:13'51.297

Race Time 23'10.280

<b>22° 22 M. SIMOES [1'55.778]</b>							
Lap	Seg1	Seg2	Seg3	Seg4	Lap Time	km/h	Local Time
1		18.811	18.811	32.602	27.727	2'05.337	<b>200,0</b> 11:52'46.354
2	37.427	18.793	31.981	27.690	1'55.891	197,4	11:54'42.245
3	37.506	18.560	<b>31.951</b>	27.782	1'55.799	195,3	11:56'38.044
4	37.706	18.648	32.040	27.736	1'56.130	196,4	11:58'34.174
5	<b>37.309</b>	18.538	32.379	27.510	1'55.736C	196,4	12:00'29.910
6	37.517	18.551	32.334	<b>27.376</b>	<b>1'55.778</b>	194,9	12:02'25.688
7	37.731	18.605	32.011	27.520	1'55.867	195,7	12:04'21.555
8	37.599	<b>18.445</b>	32.098	27.734	1'55.876	194,2	12:06'17.431
9	37.766	19.232	32.586	27.595	1'57.179C	194,2	12:08'14.610
10	37.502	18.594	32.356	27.684	1'56.136	196,4	12:10'10.746
11	37.510	18.656	32.173	28.051	1'56.390	195,7	12:12'07.136
12	37.744	18.775	32.388	27.774	1'56.681	195,3	12:14'03.817

Race Time 23'22.800

<b>RET 17 L. BOUDESSEUL [1'49.423]</b>							
Lap	Seg1	Seg2	Seg3	Seg4	Lap Time	km/h	Local Time
1		17.630	30.712	26.389	1'57.718	<b>206,5</b>	11:52'38.735
2	36.079	17.562	30.840	25.733	1'50.214	202,6	11:54'28.949
3	35.938	17.751	30.525	25.862	1'50.076	198,9	11:56'19.025
4	35.840	17.749	30.901	26.019	1'50.509	200,7	11:58'09.534
5	35.999	17.765	30.516	25.710	1'49.990	200,4	11:59'59.524
6	35.838	17.635	30.591	25.712	1'49.776	199,6	12:01'49.300
7	<b>35.608</b>	17.669	<b>30.465</b>	25.681	<b>1'49.423</b>	200,7	12:03'38.723
8	35.718	<b>17.327</b>	30.853	<b>25.662</b>	1'49.560	202,2	12:05'28.283

Race Time 14'47.266

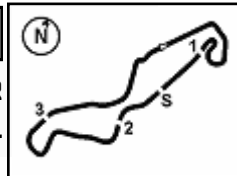
<b>RET 16 L. MICHEL [1'50.486]</b>							
Lap	Seg1	Seg2	Seg3	Seg4	Lap Time	km/h	Local Time
1		17.766	31.169	26.261	1'57.406	203,0	11:52'38.423
2	35.935	17.959	31.216	<b>26.045</b>	1'51.155	200,7	11:54'29.578
3	35.839	17.644	30.764	26.239	<b>1'50.486</b>	<b>204,9</b>	11:56'20.064
4	36.223	<b>17.574</b>	<b>30.660</b>	26.386	1'50.843	204,5	11:58'10.907

Race Time 7'29.890

12/04/2025 P = Pits In/Out - C = Lap Time Cancelled

These data/results cannot be reproduced, stored and/or transmitted in whole or in part by any manner of electronic, mechanical, photocopying, recording, broadcasting or otherwise now known or herein after developed without the previous express consent by the copyright owner, except for reproduction in daily press and regular printed publications on sale to the public within 60 days of the event related to those data/results and always provided that copyright symbol appears together as follows below.

© DORNA WSBK ORGANIZATION Srl 2025



**Pirelli Dutch Round, 11-13 April 2025**  
**Best Laps & Speeds**

TT Circuit Assen 4.542 m

No.	Rider Bike	Nat	Best Lap		FP		SP		WUP1		RC1							
			LL	SPD	LL	SPD	LL	SPD	LL	SPD	LL	SPD						LL
1	<b>36 B. NEILA</b> Yamaha YZF-R7	ESP	<b>1'47.685</b> 38 200,4		1'49.631 11 198,5		1'48.364 11 198,2		1'48.834 4 <b>200,4</b>		1'47.685 12 <b>200,4</b>							
2	<b>6 M. HERRERA</b> Yamaha YZF-R7	ESP	<b>1'47.733</b> 39 203,0		1'48.495 12 198,5		1'48.146 11 <b>203,0</b>		1'48.600 4 199,3		1'47.733 12 197,8							
3	<b>64 S. SANCHEZ</b> Yamaha YZF-R7	ESP	<b>1'48.406</b> 42 202,2		1'49.365 13 194,2		1'49.246 13 <b>202,2</b>		1'50.855 4 196,0		1'48.406 12 200,4							
4	<b>96 R. PONZIANI</b> Yamaha YZF-R7	ITA	<b>1'48.493</b> 39 205,3		1'51.658 12 200,7		1'49.520 11 <b>205,3</b>		1'49.427 4 199,6		1'48.493 12 202,2							
5	<b>21 A. LEWIS</b> Yamaha YZF-R7	NZL	<b>1'48.624</b> 38 201,9		1'50.752 13 192,5		1'49.315 11 <b>201,9</b>		1'51.105 2 196,0		1'48.624 12 <b>201,9</b>							
6	<b>15 C. JONES</b> Yamaha YZF-R7	GBR	<b>1'48.878</b> 36 205,3		1'51.175 9 200,0		1'50.435 11 <b>205,3</b>		1'51.439 4 201,5		1'48.878 12 202,6							
7	<b>17 L. BOUDESSEUL</b> Yamaha YZF-R7	FRA	<b>1'49.423</b> 36 206,5		1'51.299 12 199,3		1'51.064 12 199,6		1'50.968 4 199,6		1'49.423 8 <b>206,5</b>							
8	<b>4 E. BONDI</b> Yamaha YZF-R7	FRA	<b>1'49.502</b> 37 203,4		1'53.125 12 193,2		1'50.934 10 198,9		1'52.890 3 194,6		1'49.502 12 <b>203,4</b>							
9	<b>83 A. MADRIGAL</b> Yamaha YZF-R7	MEX	<b>1'49.540</b> 40 201,1		1'52.360 12 194,2		1'50.762 11 200,4		1'51.107 5 194,6		1'49.540 12 <b>201,1</b>							
10	<b>8 T. RELPH</b> Yamaha YZF-R7	AUS	<b>1'49.576</b> 37 200,4		1'51.649 10 192,9		1'50.410 11 197,8		1'51.292 4 198,9		1'49.576 12 <b>200,4</b>							
11	<b>99 I. CARRENO</b> Yamaha YZF-R7	CHI	<b>1'49.731</b> 39 201,1		1'51.810 12 195,7		1'50.601 11 200,4		1'50.890 4 192,9		1'49.731 12 <b>201,1</b>							
12	<b>20 N. RIVERA</b> Yamaha YZF-R7	ESP	<b>1'50.131</b> 40 201,9		1'52.517 12 195,7		1'50.748 12 201,1		1'52.199 4 198,2		1'50.131 12 <b>201,9</b>							
13	<b>46 P. RUIZ</b> Yamaha YZF-R7	ESP	<b>1'50.167</b> 38 204,5		1'51.887 11 192,9		1'51.209 11 198,5		1'50.835 4 200,4		1'50.167 12 <b>204,5</b>							
14	<b>52 J. HOWDEN</b> Yamaha YZF-R7	RSA	<b>1'50.223</b> 38 203,4		1'52.887 10 195,7		1'50.938 12 <b>203,4</b>		1'52.337 4 198,9		1'50.223 12 203,0							
15	<b>19 A. OUREDNICKOVA</b> Yamaha YZF-R7	CZE	<b>1'50.476</b> 39 203,0		1'52.980 10 193,2		1'51.793 13 199,6		1'51.940 4 198,2		1'50.476 12 <b>203,0</b>							
16	<b>16 L. MICHEL</b> Yamaha YZF-R7	GER	<b>1'50.486</b> 27 204,9		1'50.952 12 194,9		1'50.633 11 200,0				1'50.486 4 <b>204,9</b>							
17	<b>28 D. ONGARO</b> Yamaha YZF-R7	FRA	<b>1'50.486</b> 40 204,2		1'52.799 12 196,7		1'53.221 12 199,3		1'52.511 4 199,3		1'50.486 12 <b>204,2</b>							
18	<b>14 M. DOBBS</b> Yamaha YZF-R7	USA	<b>1'50.551</b> 40 203,4		1'56.496 11 199,3		1'53.571 12 199,3		1'52.762 5 196,7		1'50.551 12 <b>203,4</b>							
19	<b>76 J. HANKS-ELLIOTT</b> Yamaha YZF-R7	GBR	<b>1'52.107</b> 40 203,8		1'54.256 12 192,9		1'52.168 12 200,0		1'54.505 4 200,0		1'52.107 12 <b>203,8</b>							
20	<b>33 C. LIU</b> Yamaha YZF-R7	TPE	<b>1'52.571</b> 39 198,5		1'53.490 11 194,2		1'52.980 12 197,1		1'53.963 4 195,3		1'52.571 12 <b>198,5</b>							
21	<b>32 S. LLOYD</b> Yamaha YZF-R7	USA	<b>1'53.082</b> 37 205,7		1'57.449 11 195,3		1'53.724 12 199,3		2'03.754 2 194,9		1'53.082 12 <b>205,7</b>							
22	<b>29 B. FULLER</b> Yamaha YZF-R7	NZL	<b>1'53.232</b> 29 206,1		1'59.509 1 195,7		1'56.059 12 203,4		1'55.731 4 201,9		1'53.232 12 <b>206,1</b>							
23	<b>94 B. BARBERA</b> Yamaha YZF-R7	ITA	<b>1'54.039</b> 38 201,5		1'58.125 11 193,5		1'55.699 11 200,0		1'55.341 4 196,7		1'54.039 12 <b>201,5</b>							
24	<b>22 M. SIMOES</b> Yamaha YZF-R7	POR	<b>1'55.778</b> 39 200,7		1'57.927 11 194,2		1'56.714 12 <b>200,7</b>		1'58.171 4 197,4		1'55.778 12 200,0							

12/04/2025

These data/results cannot be reproduced, stored and/or transmitted in whole or in part by any manner of electronic, mechanical, photocopying, recording, broadcasting or otherwise now known or herein after developed without the previous express consent by the copyright owner, except for reproduction in daily press and regular printed publications on sale to the public within 60 days of the event related to those data/results and always provided that copyright symbol appears together as follows below.

© DORNA WSBK ORGANIZATION Srl 2025

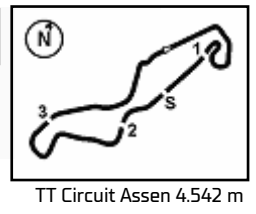
**Pirelli Dutch Round, 11-13 April 2025**  
**Fastest Laps Race 1**

	No.	Rider	Nat	Team	Bike	Lap	Time	Gap
1	<b>36</b>	<b>B. NEILA</b>	ESP	Ampito Crescent Yamaha	Yamaha YZF-R7	6	<b>1'47.685</b>	
2	<b>6</b>	<b>M. HERRERA</b>	ESP	Klint Forward Racing Team	Yamaha YZF-R7	8	<b>1'47.733</b>	0.048
3	<b>64</b>	<b>S. SANCHEZ</b>	ESP	Terra & Vita GRT Yamaha WorldWCR Team	Yamaha YZF-R7	12	<b>1'48.406</b>	0.721
4	<b>96</b>	<b>R. PONZIANI</b>	ITA	Klint Forward Racing Team	Yamaha YZF-R7	8	<b>1'48.493</b>	0.808
5	<b>21</b>	<b>A. LEWIS</b>	NZL	Carl Cox Motorsports	Yamaha YZF-R7	2	<b>1'48.624</b>	0.939
6	<b>15</b>	<b>C. JONES</b>	GBR	GR Motosport	Yamaha YZF-R7	6	<b>1'48.878</b>	1.193
7	<b>17</b>	<b>L. BOUDESSEUL</b>	FRA	GMT94-YAMAHA	Yamaha YZF-R7	7	<b>1'49.423</b>	1.738
8	<b>4</b>	<b>E. BONDI</b>	FRA	ZELDS Trasimeno	Yamaha YZF-R7	7	<b>1'49.502</b>	1.817
9	<b>83</b>	<b>A. MADRIGAL</b>	MEX	Pons Italika Racing FIMLA	Yamaha YZF-R7	9	<b>1'49.540</b>	1.855
10	<b>8</b>	<b>T. RELPH</b>	AUS	Full Throttle Racing	Yamaha YZF-R7	12	<b>1'49.576</b>	1.891
11	<b>99</b>	<b>I. CARRENO</b>	CHI	Pons Italika Racing FIMLA	Yamaha YZF-R7	6	<b>1'49.731</b>	2.046
12	<b>20</b>	<b>N. RIVERA</b>	ESP	Terra & Vita GRT Yamaha WorldWCR Team	Yamaha YZF-R7	5	<b>1'50.131</b>	2.446
13	<b>46</b>	<b>P. RUIZ</b>	ESP	PR46+1 Racing Team	Yamaha YZF-R7	4	<b>1'50.167</b>	2.482
14	<b>52</b>	<b>J. HOWDEN</b>	RSA	Team Trasimeno	Yamaha YZF-R7	6	<b>1'50.223</b>	2.538
15	<b>19</b>	<b>A. OUREDNIKOVA</b>	CZE	Daftmotoracing	Yamaha YZF-R7	3	<b>1'50.476</b>	2.791
16	<b>28</b>	<b>O. ONGARO</b>	FRA	511 Riders Experience	Yamaha YZF-R7	2	<b>1'50.486</b>	2.801
17	<b>16</b>	<b>L. MICHEL</b>	GER	TSL-Racing	Yamaha YZF-R7	3	<b>1'50.486</b>	2.801
18	<b>14</b>	<b>M. DOBBS</b>	USA	Diva Racing	Yamaha YZF-R7	11	<b>1'50.551</b>	2.866
19	<b>76</b>	<b>J. HANKS-ELLIOTT</b>	GBR	Hanks Racing	Yamaha YZF-R7	2	<b>1'52.107</b>	4.422
20	<b>33</b>	<b>C. LIU</b>	TPE	WT Team Taiwan	Yamaha YZF-R7	8	<b>1'52.571</b>	4.886
21	<b>32</b>	<b>S. LLOYD</b>	USA	Team Trasimeno	Yamaha YZF-R7	10	<b>1'53.082</b>	5.397
22	<b>29</b>	<b>B. FULLER</b>	NZL	Carl Cox Motorsports	Yamaha YZF-R7	7	<b>1'53.232</b>	5.547
23	<b>94</b>	<b>B. BARBERA</b>	ITA	Team GP3 AD11	Yamaha YZF-R7	7	<b>1'54.039</b>	6.354
24	<b>22</b>	<b>M. SIMOES</b>	POR	FB Racing Team	Yamaha YZF-R7	6	<b>1'55.778</b>	8.093

12/04/2025

These data/results cannot be reproduced, stored and/or transmitted in whole or in part by any manner of electronic, mechanical, photocopying, recording, broadcasting or otherwise now known or herein after developed without the previous express consent by the copyright owner, except for reproduction in daily press and regular printed publications on sale to the public within 60 days of the event related to those data/results and always provided that copyright symbol appears together as follows below.

© DORNA WSBK ORGANIZATION Srl 2025

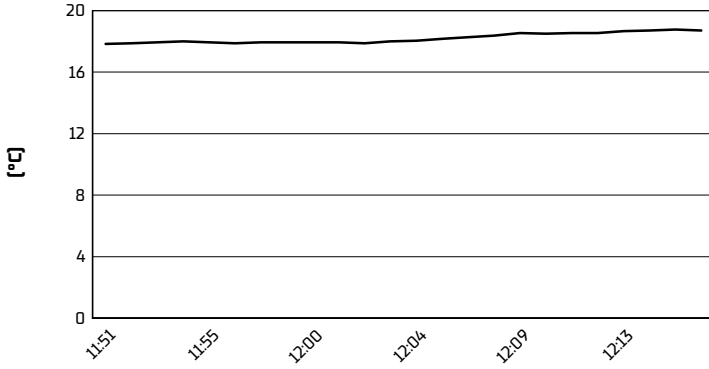


**Pirelli Dutch Round, 11-13 April 2025**

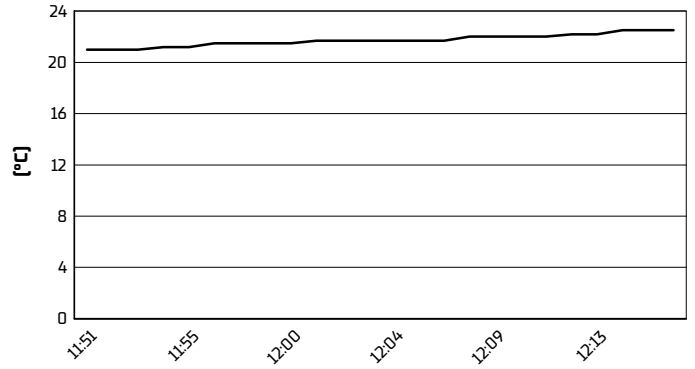
**Weather Report Race 1**

Session started 11:51 - Session ended 12:17

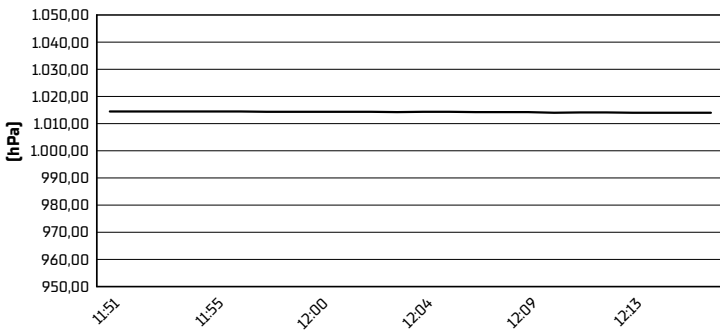
**Air Temperature**



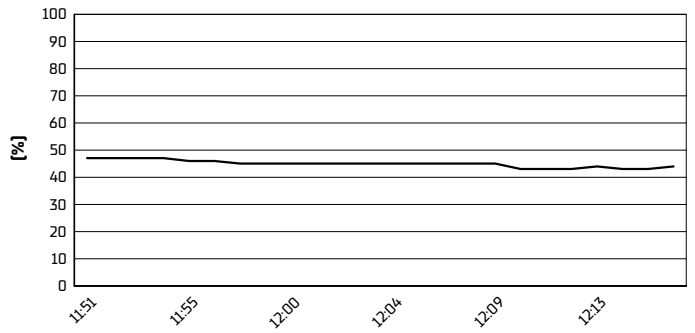
**Track Temperature**



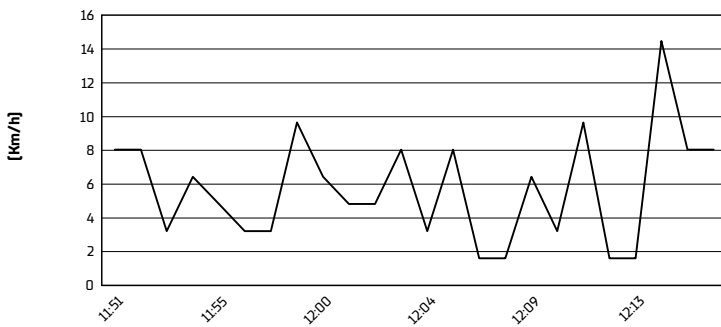
**Air Pressure**



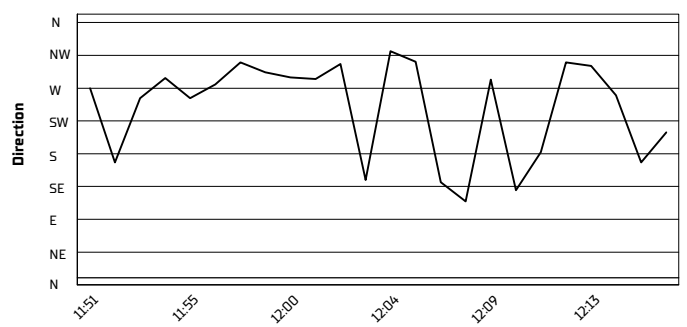
**Humidity**



**Wind Speed**



**Wind Direction**

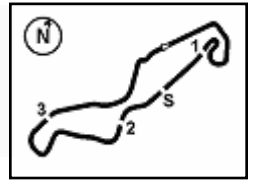


12/04/2025

These data/results cannot be reproduced, stored and/or transmitted in whole or in part by any manner of electronic, mechanical, photocopying, recording, broadcasting or otherwise now known or herein after developed without the previous express consent by the copyright owner, except for reproduction in daily press and regular printed publications on sale to the public within 60 days of the event related to those data/results and always provided that copyright symbol appears together as follows below.

© DORNA WSBK ORGANIZATION Srl 2025





**Pirelli Dutch Round, 11-13 April 2025**  
**Provisional Starting Grid - Race 2 (12 Laps x 4,542 km = 54,504 km)**

TT Circuit Assen 4.542 m

1	1	<b>36 NEILA B.</b> Yamaha 1'47.685 RC1	2	<b>6 HERRERA M.</b> Yamaha 1'47.733 RC1	3	<b>64 SANCHEZ S.</b> Yamaha 1'48.406 RC1
2	4	<b>96 PONZIANI R.</b> Yamaha 1'48.493 RC1	5	<b>21 LEWIS A.</b> Yamaha 1'48.624 RC1	6	<b>15 JONES C.</b> Yamaha 1'48.878 RC1
3	7	<b>17 BOUDESSEUL L.</b> Yamaha 1'49.423 RC1	8	<b>4 BONDI E.</b> Yamaha 1'49.502 RC1	9	<b>83 MADRIGAL A.</b> Yamaha 1'49.540 RC1
4	10	<b>8 RELPH T.</b> Yamaha 1'50.410 SP	11	<b>99 CARRENO I.</b> Yamaha 1'50.601 SP	12	<b>16 MICHEL L.</b> Yamaha 1'50.633 SP
5	13	<b>20 RIVERA N.</b> Yamaha 1'50.748 SP	14	<b>52 HOWDEN J.</b> Yamaha 1'50.938 SP	15	<b>46 RUIZ P.</b> Yamaha 1'51.209 SP
6	16	<b>19 OUREDICKOVA A.</b> Yamaha 1'51.793 SP	17	<b>76 HANKS-ELLIOTT J.</b> Yamaha 1'52.168 SP	18	<b>33 LIU C.</b> Yamaha 1'52.980 SP
7	19	<b>28 ONGARO D.</b> Yamaha 1'53.221 SP	20	<b>14 DOBBS M.</b> Yamaha 1'53.571 SP	21	<b>32 LLOYD S.</b> Yamaha 1'53.724 SP
8	22	<b>94 BARBERA B.</b> Yamaha 1'55.699 SP	23	<b>29 FULLER B.</b> Yamaha 1'56.059 SP	24	<b>22 SIMOES M.</b> Yamaha 1'56.714 SP

12/04/2025 The Race Director .....

These data/results cannot be reproduced, stored and/or transmitted in whole or in part by any manner of electronic, mechanical, photocopying, recording, broadcasting or otherwise now known or herein after developed without the previous express consent by the copyright owner, except for reproduction in daily press and regular printed publications on sale to the public within 60 days of the event related to those data/results and always provided that copyright symbol appears together as follows below. © DORNA WSBK ORGANIZATION Srl 2025