

Lusail International Circuit

CLASSIFICATION

QATAR AIRWAYS GRAND PRIX OF QATAR

WARM UP

#	Rider	Nation	Team	Motorcycle	Time	Lap Total	Gap	T. Speed
1	93 Marc MARQUEZ	SPA	Ducati Lenovo Team	DUCATI	1'52.644	6 6		343.9
2	12 Maverick VIÑALES	SPA	Red Bull KTM Tech3	KTM	1'53.182	6 6	0.538 0.538	343.9
3	1 Jorge MARTIN	SPA	Aprilia Racing	APRILIA	1'53.253	4 6	0.609 0.071	345.0
4	37 Pedro ACOSTA	SPA	Red Bull KTM Factory Racing	KTM	1'53.284	6 6	0.640 0.031	347.2
5	79 Ai OGURA	JPN	Trackhouse MotoGP Team	APRILIA	1'53.302	5 6	0.658 0.018	340.6
6	63 Francesco BAGNAIA	ITA	Ducati Lenovo Team	DUCATI	1'53.313	4 6	0.669 0.011	347.2
7	73 Alex MARQUEZ	SPA	BK8 Gresini Racing MotoGP	DUCATI	1'53.314	3 6	0.670 0.001	346.1
8	5 Johann ZARCO	FRA	CASTROL Honda LCR	HONDA	1'53.315	6 6	0.671 0.001	341.7
9	49 Fabio DI GIANNANTONIO	ITA	Pertamina Enduro VR46 Racing Team	DUCATI	1'53.357	5 5	0.713 0.042	338.5
10	54 Fermin ALDEGUER	SPA	BK8 Gresini Racing MotoGP	DUCATI	1'53.401	5 5	0.757 0.044	337.5
11	10 Luca MARINI	ITA	Honda HRC Castrol	HONDA	1'53.491	4 6	0.847 0.090	347.2
12	72 Marco BEZZECCHI	ITA	Aprilia Racing	APRILIA	1'53.510	4 6	0.866 0.019	345.0
13	42 Alex RINS	SPA	Monster Energy Yamaha MotoGP Team	YAMAHA	1'53.601	5 6	0.957 0.091	342.8
14	23 Enea BASTIANINI	ITA	Red Bull KTM Tech3	KTM	1'53.656	4 6	1.012 0.055	350.6
15	36 Joan MIR	SPA	Honda HRC Castrol	HONDA	1'53.679	4 6	1.035 0.023	340.6
16	20 Fabio QUARTARARO	FRA	Monster Energy Yamaha MotoGP Team	YAMAHA	1'53.758	4 5	1.114 0.079	334.3
17	33 Brad BINDER	RSA	Red Bull KTM Factory Racing	KTM	1'53.827	6 6	1.183 0.069	347.2
18	21 Franco MORBIDELLI	ITA	Pertamina Enduro VR46 Racing Team	DUCATI	1'53.901	5 5	1.257 0.074	337.5
19	25 Raul FERNANDEZ	SPA	Trackhouse MotoGP Team	APRILIA	1'53.933	3 5	1.289 0.032	335.4
20	43 Jack MILLER	AUS	Prima Pramac Yamaha MotoGP	YAMAHA	1'54.009	4 6	1.365 0.076	343.9
21	7 Augusto FERNANDEZ	SPA	Prima Pramac Yamaha MotoGP	YAMAHA	1'54.051	4 5	1.407 0.042	333.3
22	35 Somkiat CHANTRA	THA	IDEMITSU Honda LCR	HONDA	1'55.043	2 6	2.399 0.992	342.8

Practice condition: **Dry**

Air: 36°

Humidity: 12%

Ground: 50°

Fastest Lap:	Lap: 6	Marc MARQUEZ	1'52.644	171.9 Km/h
Best Race Lap:	2024	Pedro ACOSTA	1'52.657	171.9 Km/h
All-Time Lap Record:	2025	Marc MARQUEZ	1'50.499	175.2 Km/h

The results are provisional until the end of the limit for protest and appeals.

Time limit for protest expires 60' after publication of the results - Time: **16:06**

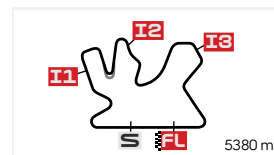
These data/results cannot be reproduced, stored and/or transmitted in whole or in part by any manner of electronic, mechanical, photocopying, recording, broadcasting or otherwise now known or herein after developed without the previous express consent by the copyright owner, except for reproduction in daily press and regular printed publications on sale to the public within 60 days of the event related to those data/results and always provided that copyright symbol appears together as follows below.

© DORNA, 2025

Official MotoGP Timing by

www.motogp.com

Doha, Sunday, April 13, 2025



Lusail International Circuit

TOP SPEED & AVERAGE

QATAR AIRWAYS GRAND PRIX OF QATAR

WARM UP

#	Rider	Nation	Motorcycle	Top 5 speeds					Average	Top
23	Enea BASTIANINI	ITA	KTM	350.6	343.9	342.8	342.8	341.7	344.4	350.6
10	Luca MARINI	ITA	HONDA	347.2	341.7	340.6	337.5	334.3	340.3	347.2
33	Brad BINDER	RSA	KTM	347.2	347.2	345.0	343.9	343.9	345.4	347.2
37	Pedro ACOSTA	SPA	KTM	347.2	347.2	337.5	336.4	336.4	340.9	347.2
63	Francesco BAGNAIA	ITA	DUCATI	347.2	342.8	342.8	341.7	338.5	342.6	347.2
73	Alex MARQUEZ	SPA	DUCATI	346.1	343.9	342.8	339.6	338.5	342.2	346.1
1	Jorge MARTIN	SPA	APRILIA	345.0	340.6	338.5	338.5	334.3	339.4	345.0
72	Marco BEZZECCHI	ITA	APRILIA	345.0	341.7	340.6	337.5	336.4	340.2	345.0
12	Maverick VIÑALES	SPA	KTM	343.9	343.9	343.9	340.6	338.5	342.2	343.9
43	Jack MILLER	AUS	YAMAHA	343.9	339.6	337.5	336.4	336.4	338.8	343.9
93	Marc MARQUEZ	SPA	DUCATI	343.9	343.9	343.9	342.8	341.7	343.2	343.9
35	Somkiat CHANTRA	THA	HONDA	342.8	339.6	338.5	336.4	333.3	338.1	342.8
42	Alex RINS	SPA	YAMAHA	342.8	340.6	338.5	338.5	337.5	339.6	342.8
5	Johann ZARCO	FRA	HONDA	341.7	340.6	338.5	336.4	335.4	338.5	341.7
36	Joan MIR	SPA	HONDA	340.6	336.4	336.4	334.3	334.3	336.4	340.6
79	Ai OGURA	JPN	APRILIA	340.6	338.5	338.5	337.5	334.3	337.9	340.6
49	Fabio DI GIANNANTONIO	ITA	DUCATI	338.5	338.5	338.5			338.5	338.5
21	Franco MORBIDELLI	ITA	DUCATI	337.5	337.5	337.5	335.4		337.0	337.5
54	Fermin ALDEGUER	SPA	DUCATI	337.5	337.5	336.4	336.4		337.0	337.5
25	Raul FERNANDEZ	SPA	APRILIA	335.4	335.4	332.3	332.3		333.9	335.4
20	Fabio QUARTARARO	FRA	YAMAHA	334.3	332.3	332.3	330.2		332.3	334.3
7	Augusto FERNANDEZ	SPA	YAMAHA	333.3	333.3	332.3	331.2		332.5	333.3

These data/results cannot be reproduced, stored and/or transmitted in whole or in part by any manner of electronic, mechanical, photocopying, recording, broadcasting or otherwise now known or herein after developed without the previous express consent by the copyright owner, except for reproduction in daily press and regular printed publications on sale to the public within 60 days of the event related to those data/results and always provided that copyright symbol appears together as follows below.

© DORNA, 2025

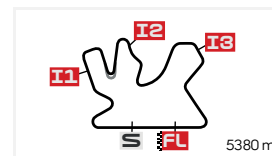
Official MotoGP Timing by www.motogp.com

Doha, Sunday, April 13, 2025

CHRONOLOGICAL ANALYSIS OF PERFORMANCES

QATAR AIRWAYS GRAND PRIX OF QATAR

WARM UP



Lusail International Circuit

* Lap / Sector time cancelled

P Crossing the finish line in pit lane

** Tyre data subject to further updates

T1 Time from finish line to 1st intermediate

T2 Time from 1st intermed. to 2nd intermed.

T3 Time from 2nd intermed. to 3rd intermed.

T4 Time from 3rd intermediate to finish line

Lap	Lap Time	T1	T2	T3	T4	Speed	Lap	Lap Time	T1	T2	T3	T4	Speed
1st	93	Marc MARQUEZ		DUCATI		SPA							
		Ducati Lenovo Team											
		Runs=1	Total laps=6	Full laps=5	Valid laps=5								
Run #	1	Front Tyre	Slick-Medium	Rear Tyre	Slick-Medium		Run #	1	Front Tyre	Slick-Medium	Rear Tyre	Slick-Medium	
		4 Laps at start		12 Laps at start					7 Laps at start		11 Laps at start		
1	2'10.014	29.140	33.152	28.401	28.419		3	1'53.702	28.111	30.217	27.239	28.135	336.4
2	1'53.829	28.142	30.562	27.209	27.916	341.7	4	1'59.761	29.748	30.635	31.206	28.172	337.5
3	1'53.483	27.879	30.495	27.011	28.098	343.9	5	1'53.658	28.183	30.437	27.106	27.932	347.2
4	1'53.262	27.916	30.365	27.015	27.966	343.9	6	1'52.644	28.090	30.308	27.103	27.783	347.2
5	1'53.163	28.002	30.350	26.914	27.897	342.8							
6	1'52.644	27.804	30.224	26.860	27.756	343.9							
2nd	12	Maverick VIÑALES		KTM		SPA							
		Red Bull KTM Tech3											
		Runs=1	Total laps=6	Full laps=5	Valid laps=5								
Run #	1	Front Tyre	Slick-Medium	Rear Tyre	Slick-Medium		Run #	1	Front Tyre	Slick-Medium	Rear Tyre	Slick-Medium	
		7 Laps at start		New Tyre					7 Laps at start		11 Laps at start		
1	2'05.230	27.780	33.433	28.666	29.213		1	2'16.749	30.263	33.281	28.459	28.922	
2	1'54.479	28.472	30.764	27.281	27.962	338.5	2	1'54.171	28.355	30.573	27.216	28.027	334.3
3	1'53.804	28.389	30.297	27.042	28.076	343.9	3	1'53.499	27.999	30.340	27.191	27.969	338.5
4	1'57.540	28.055	33.534	28.062	27.889	340.6	4	1'53.373	27.925	30.275	27.231	27.942	337.5
5	1'53.230	27.898	30.417	27.113	27.802	343.9	5	1'53.302	27.904	30.367	27.117	27.914	340.6
6	1'53.182	27.972	30.236	26.989	27.985	343.9	6	1'53.671	27.989	30.437	27.264	27.981	338.5
3rd	1	Jorge MARTIN		APRILIA		SPA							
		Aprilia Racing											
		Runs=1	Total laps=6	Full laps=5	Valid laps=5								
Run #	1	Front Tyre	Slick-Medium	Rear Tyre	Slick-Medium		Run #	1	Front Tyre	Slick-Medium	Rear Tyre	Slick-Soft	
		7 Laps at start		12 Laps at start					4 Laps at start		New Tyre		
1	2'13.722	29.910	32.310	28.507	29.103		1	2'05.259	29.169	32.124	27.969	28.323	
2	1'57.615	28.426	30.633	27.306	31.250	338.5	2	1'54.066	28.301	30.663	27.183	27.919	342.8
3	1'53.579	28.092	30.410	27.089	27.988	340.6	3	1'53.986	28.220	30.505	27.123	28.138	342.8
4	1'53.253	28.068	30.364	27.038	27.783	338.5	4	1'53.313	28.066	30.333	27.060	27.854	341.7
5	1'59.831	30.650	32.128	27.999	29.054	345.0	5	1'58.220	32.263	30.732	27.141	28.084	338.5
6	2'03.451	28.379	35.161	30.297	29.614	334.3	6	2'02.589	28.050	30.480	31.167	32.892	347.2
4th	37	Pedro ACOSTA		KTM		SPA							
		Red Bull KTM Factory Racing											
		Runs=1	Total laps=6	Full laps=5	Valid laps=5								
Run #	1	Front Tyre	Slick-Medium	Rear Tyre	Slick-Medium		Run #	1	Front Tyre	Slick-Medium	Rear Tyre	Slick-Medium	
		7 Laps at start		New Tyre					7 Laps at start		7 Laps at start		
1	2'04.101	28.964	33.483	28.569	28.369		1	2'08.527	29.620	32.360	28.148	28.652	
2	1'54.468	28.571	30.436	27.378	28.083	336.4	2	1'54.170	28.274	30.791	27.077	28.028	338.5
							3	1'53.314	27.978	30.441	26.985	27.910	339.6
							4	1'55.915	27.942	30.846	28.612	28.515	346.1
							5	1'53.368	28.012	30.357	27.018	27.981	342.8
							6	1'53.466	27.910	30.504	27.032	28.020	343.9
Fastest Lap:	Marc MARQUEZ	SPA	Ducati Lenovo Team	1'52.644	27.804	30.224	26.860	27.756					

These data/results cannot be reproduced, stored and/or transmitted in whole or in part by any manner of electronic, mechanical, photocopying, recording, broadcasting or otherwise now known or herein after developed without the previous express consent by the copyright owner, except for reproduction in daily press and regular printed publications on sale to the public within 60 days of the event related to those data/results and always provided that copyright symbol appears together as follows below.

© DORNA, 2025

Official MotoGP Timing by

www.motogp.com

Doha, Sunday, April 13, 2025

Warm Up

MotoGP™

Lap	Lap Time	T1	T2	T3	T4	Speed
8th	5	Johann ZARCO		HONDA		FRA
		CASTROL Honda LCR				
		Runs=1	Total laps=6	Full laps=5	Valid laps=5	
Run #	1	Front Tyre	Slick-Medium	Rear Tyre	Slick-Medium	New Tyre
		7 Laps at start			New Tyre	
1	2'06.374	29.412	31.760	27.690	28.517	
2	1'54.059	28.175	30.566	27.151	28.167	340.6
3	1'54.319	28.282	30.375	27.089	28.573	341.7
4	1'53.870	28.346	30.465	27.064	27.995	336.4
5	1'53.483	28.068	30.351	27.023	28.041	338.5
6	1'53.315	27.972	30.304	27.126	27.913	335.4

9th	49	Fabio DI GIANNANTONIO		DUCATI		ITA
		Pertamina Enduro VR46 Racing Team				
		Runs=2	Total laps=5	Full laps=3	Valid laps=3	
Run #	1	Front Tyre	Slick-Medium	Rear Tyre	Slick-Medium	
		7 Laps at start			13 Laps at start	
1	2'24.681	P	29.624	32.137	28.384	40.544
Run #	2	Front Tyre	Slick-Medium	Rear Tyre	Slick-Medium	
		8 Laps at start			14 Laps at start	
2	2'28.858		27.991	30.884	27.691	28.359
3	1'53.828		28.130	30.293	27.351	28.054
4	1'53.642		28.186	30.275	27.196	27.985
5	1'53.357		28.058	30.297	27.171	27.831

10th	54	Fermin ALDEGUER		DUCATI		SPA
		BK8 Gresini Racing MotoGP				
		Runs=1	Total laps=5	Full laps=4	Valid laps=4	
Run #	1	Front Tyre	Slick-Medium	Rear Tyre	Slick-Soft	
		7 Laps at start			3 Laps at start	
1	2'47.190		30.273	32.512	28.117	28.295
2	1'54.067		28.301	30.595	27.236	27.935
3	1'53.405		28.155	30.391	27.005	27.854
4	1'53.527		28.184	30.386	27.070	27.887
5	1'53.401		28.017	30.332	27.004	28.048

11th	10	Luca MARINI		HONDA		ITA
		Honda HRC Castrol				
		Runs=1	Total laps=6	Full laps=5	Valid laps=5	
Run #	1	Front Tyre	Slick-Medium	Rear Tyre	Slick-Medium	
		7 Laps at start			New Tyre	
1	2'06.473		29.478	31.799	27.791	28.184
2	1'54.261		28.333	30.543	27.170	28.215
3	1'53.980		28.326	30.423	27.024	28.207
4	1'53.491		28.071	30.483	27.072	27.865
5	1'53.816		28.278	30.410	27.089	28.039
6	1'53.866		28.257	30.506	27.127	27.976

12th	72	Marco BEZZECCHI		APRILIA		ITA
		Aprilia Racing				
		Runs=1	Total laps=6	Full laps=5	Valid laps=5	
Run #	1	Front Tyre	Slick-Medium	Rear Tyre	Slick-Medium	
		6 Laps at start			13 Laps at start	
1	2'05.558		29.726	32.597	27.846	28.411
2	1'54.761		28.485	30.685	27.169	28.422
3	1'54.247		28.225	30.364	27.098	28.560

Lap	Lap Time	T1	T2	T3	T4	Speed
4	1'53.510	28.103	30.379	27.162	27.866	341.7
5	1'53.555	28.210	30.256	27.123	27.966	337.5
6	1'53.667	28.231	30.260	27.148	28.028	336.4

13th	42	Alex RINS		YAMAHA		SPA
		Monster Energy Yamaha MotoGP Team				
		Runs=1	Total laps=6	Full laps=5	Valid laps=5	
Run #	1	Front Tyre	Slick-Medium	Rear Tyre	Slick-Medium	
		6 Laps at start			3 Laps at start	
1	2'05.745		29.124	32.429	27.915	28.315
2	1'55.722		28.447	30.830	27.045	29.400
3	1'54.077		28.504	30.555	27.050	27.968
4	1'53.646		28.206	30.518	27.065	27.857
5	1'53.601		28.078	30.473	27.022	28.028
6	1'59.676		31.911	32.541	27.284	27.940

14th	23	Enea BASTIANINI		KTM		ITA
		Red Bull KTM Tech3				
		Runs=1	Total laps=6	Full laps=5	Valid laps=5	
Run #	1	Front Tyre	Slick-Medium	Rear Tyre	Slick-Medium	
		7 Laps at start			7 Laps at start	
1	2'10.416		29.745	32.693	28.480	28.529
2	1'54.470		28.336	30.541	27.351	28.242
3	1'53.857		28.104	30.404	27.237	28.112
4	1'53.656		28.008	30.458	27.252	27.938
5	1'59.999		27.951	30.507	27.389	34.152
6	1'53.959		28.180	30.471	27.191	28.117

15th	36	Joan MIR		HONDA		SPA
		Honda HRC Castrol				
		Runs=1	Total laps=6	Full laps=5	Valid laps=5	
Run #	1	Front Tyre	Slick-Medium	Rear Tyre	Slick-Medium	
		New Tyre			New Tyre	
1	2'14.219		28.918	31.901	28.172	28.842
2	1'55.062		28.764	30.653	27.390	28.255
3	1'53.695		28.203	30.368	27.183	27.941
4	1'53.679		28.074	30.291	27.211	28.103
5	1'54.098		28.204	30.493	27.313	28.088
6	1'53.817		28.097	30.401	27.280	28.039

16th	20	Fabio QUARTARARO		YAMAHA		FRA
		Monster Energy Yamaha MotoGP Team				
		Runs=1	Total laps=5	Full laps=4	Valid laps=4	
Run #	1	Front Tyre	Slick-Medium	Rear Tyre	Slick-Medium	
		7 Laps at start			11 Laps at start	
1	2'41.564		30.199	33.038	28.605	28.808
2	1'54.706		28.452	30.683	27.491	28.080
3	1'54.070		28.168	30.533	27.387	27.982
4	1'53.758		28.131	30.387	27.293	27.947
5	1'53.971		28.193	30.442	27.358	27.978

17th	33	Brad BINDER		KTM		RSA
		Red Bull KTM Factory Racing				
		Runs=1	Total laps=6	Full laps=5	Valid laps=5	
Run #	1	Front Tyre	Slick-Medium	Rear Tyre	Slick-Medium	
		6 Laps at start			New Tyre	
1	2'13.075		28.962	32.219	28.246	30.297

Fastest Lap:	Marc MARQUEZ	SPA	Ducati Lenovo Team	1'52.644	27.804	30.224	26.860	27.756
---------------------	--------------	-----	--------------------	-----------------	--------	--------	--------	--------

These data/results cannot be reproduced, stored and/or transmitted in whole or in part by any manner of electronic, mechanical, photocopying, recording, broadcasting or otherwise now known or herein after developed without the previous express consent by the copyright owner, except for reproduction in daily press and regular printed publications on sale to the public within 60 days of the event related to those data/results and always provided that copyright symbol appears together as follows below.

© DORNA, 2025

Official MotoGP Timing by TISSOT

www.motogp.com

Doha, Sunday, April 13, 2025



Warm Up

MotoGP™

Lap	Lap Time	T1	T2	T3	T4	Speed	Lap	Lap Time	T1	T2	T3	T4	Speed
2	1'54.544	28.618	30.539	27.262	28.125	343.9	2	1'55.043	28.414	30.780	27.542	28.307	342.8
3	1'54.199	28.212	30.502	27.124	28.361	347.2	3	1'55.523	28.249	31.121	27.892	28.261	338.5
4	1'53.882	28.123	30.433	27.259	28.067	347.2	4	1'55.360	28.229	31.083	27.744	28.304	339.6
5	1'54.054	28.102	30.524	27.230	28.198	345.0	5	1'57.061	28.560	31.574	28.014	28.913	336.4
6	1'53.827	28.230	30.360	27.104	28.133	343.9	6	1'55.049	28.369	30.747	27.606	28.327	333.3

18th 21 **Franco MORBIDELLI** DUCATI ITA
Pertamina Enduro VR46 Racing Team

Runs=1 Total laps=5 Full laps=4 Valid laps=4

Run #	1	Front Tyre	Slick-Medium	Rear Tyre	Slick-Medium	
		7 Laps at start		11 Laps at start		
1	2'23.075	32.884	34.435	29.250	29.077	
2	1'55.190	28.476	30.803	27.752	28.159	335.4
3	1'54.463	28.229	30.595	27.250	28.389	337.5
4	1'53.963	28.133	30.378	27.424	28.028	337.5
5	1'53.901	28.092	30.424	27.338	28.047	337.5

19th 25 **Raul FERNANDEZ** APRILIA SPA
Trackhouse MotoGP Team

Runs=1 Total laps=5 Full laps=4 Valid laps=4

Run #	1	Front Tyre	Slick-Medium	Rear Tyre	Slick-Medium	
		7 Laps at start		New Tyre		
1	2'33.163	28.496	31.559	27.438	28.601	
2	1'54.234	28.346	30.656	27.140	28.092	332.3
3	1'53.933	28.179	30.316	27.044	28.394	335.4
4	1'55.446	28.272	30.406	28.068	28.700	335.4
5	1'57.774	28.205	31.586	28.700	29.283	332.3

20th 43 **Jack MILLER** YAMAHA AUS
Prima Pramac Yamaha MotoGP

Runs=1 Total laps=6 Full laps=5 Valid laps=5

Run #	1	Front Tyre	Slick-Medium	Rear Tyre	Slick-Medium	
		7 Laps at start		New Tyre		
1	2'11.703	28.689	32.365	28.225	28.724	
2	1'54.169	28.249	30.354	27.409	28.157	339.6
3	1'54.309	28.200	30.609	27.348	28.152	343.9
4	1'54.009	28.118	30.480	27.321	28.090	336.4
5	1'54.053	28.134	30.409	27.351	28.159	337.5
6	1'54.192	28.203	30.493	27.356	28.140	336.4

21st 7 **Augusto FERNANDEZ** YAMAHA SPA
Prima Pramac Yamaha MotoGP

Runs=1 Total laps=5 Full laps=4 Valid laps=4

Run #	1	Front Tyre	Slick-Medium	Rear Tyre	Slick-Medium	
		7 Laps at start		12 Laps at start		
1	2'41.814	45.231	35.031	30.378	30.751	
2	1'55.470	28.808	30.707	27.553	28.402	331.2
3	1'54.406	28.498	30.479	27.367	28.062	333.3
4	1'54.051	28.346	30.369	27.314	28.022	333.3
5	1'54.097	28.233	30.380	27.339	28.145	332.3

22nd 35 **Somkiat CHANTRA** HONDA THA
IDEMITSU Honda LCR

Runs=1 Total laps=6 Full laps=5 Valid laps=5

Run #	1	Front Tyre	Slick-Medium	Rear Tyre	Slick-Medium
		7 Laps at start		New Tyre	
1	2'10.687	29.342	32.740	28.453	28.565

Fastest Lap: Marc MARQUEZ SPA Ducati Lenovo Team **1'52.644** 27.804 30.224 26.860 27.756

These data/results cannot be reproduced, stored and/or transmitted in whole or in part by any manner of electronic, mechanical, photocopying, recording, broadcasting or otherwise now known or herein after developed without the previous express consent by the copyright owner, except for reproduction in daily press and regular printed publications on sale to the public within 60 days of the event related to those data/results and always provided that copyright symbol appears together as follows below.

© DORNA, 2025

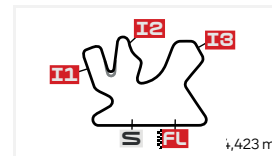
Official MotoGP Timing by TISSOT

www.motogp.com

Doha, Sunday, April 13, 2025

Page 3 of 3





Lusail International Circuit

OFFICIAL STARTING GRID

QATAR AIRWAYS GRAND PRIX OF QATAR

RACE : 22 LAPS = 118.36 KM

1	<p>1 1'50.499 93 Marc MARQUEZ Ducati</p>	<p>2 1'50.600 73 Alex MARQUEZ Ducati</p>	<p>3 1'50.759 20 Fabio QUARTARARO Yamaha</p>
2	<p>4 1'50.810 21 Franco MORBIDELLI Ducati</p>	<p>5 1'50.929 49 Fabio DI GIANNANTONIO Ducati</p>	<p>6 1'51.059 12 Maverick VIÑALES KTM</p>
3	<p>7 1'51.113 5 Johann ZARCO Honda</p>	<p>8 1'51.121 54 Fermin ALDEGUER Ducati</p>	<p>9 1'51.174 42 Alex RINS Yamaha</p>
4	<p>10 1'51.340 79 Ai OGURA Aprilia</p>	<p>11 1'51.580 63 Francesco BAGNAIA Ducati</p>	<p>12 1'51.680 37 Pedro ACOSTA KTM</p>
5	<p>13 1'51.553 72 Marco BEZZECCHI Aprilia</p>	<p>14 1'51.655 1 Jorge MARTIN Aprilia</p>	<p>15 1'51.728 10 Luca MARINI Honda</p>
6	<p>16 1'51.735 43 Jack MILLER Yamaha</p>	<p>17 1'51.822 25 Raul FERNANDEZ Aprilia</p>	<p>18 1'51.947 33 Brad BINDER KTM</p>
7	<p>19 1'51.975 7 Augusto FERNANDEZ Yamaha</p>	<p>20 1'52.178 23 Enea BASTIANINI KTM</p>	<p>21 1'52.205 36 Joan MIR Honda</p>

The results are provisional until the end of the limit for protest and appeal

Time limit for protest expires 60' after publication of the results - **Franck VAYSSIÉ** Time: **16:06**

These data/results cannot be reproduced, stored and/or transmitted in whole or in part by any manner of electronic, mechanical, photocopying, recording, broadcasting or otherwise now known or herein after developed without the previous express consent by the copyright owner, except for reproduction in daily press and regular printed publications on sale to the public within 60 days of the event related to those data/results and always provided that copyright symbol appears together as follows below.

© DORNA, 2025

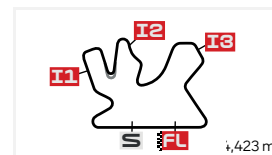
Official MotoGP Timing by  TISSOT

www.motogp.com

OFFICIAL STARTING GRID

QATAR AIRWAYS GRAND PRIX OF QATAR

RACE : 22 LAPS = 118.36 KM



Lusail International Circuit

8

22

1'53.244

35 Somkiat CHANTRA

Honda

The results are provisional until the end of the limit for protest and appeal:

Time limit for protest expires 60' after publication of the results - **Franck VAYSSIÉ** Time: **16:06**

These data/results cannot be reproduced, stored and/or transmitted in whole or in part by any manner of electronic, mechanical, photocopying, recording, broadcasting or otherwise now known or herein after developed without the previous express consent by the copyright owner, except for reproduction in daily press and regular printed publications on sale to the public within 60 days of the event related to those data/results and always provided that copyright symbol appears together as follows below.

© DORNA, 2025

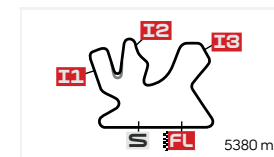
Official MotoGP Timing by  TISSOT

www.motogp.com

Doha, Sunday, April 13, 2025

BEST PARTIAL TIMES

QATAR AIRWAYS GRAND PRIX OF QATAR WARM UP



Lusail International Circuit

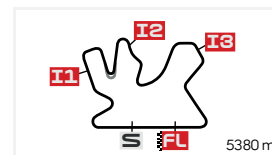
IT Ideal Lap Time, sum of the best partial times

BT Best Lap Time

		<i>T1</i>		<i>T2</i>		<i>T3</i>		<i>T4</i>				<i>IT</i>	<i>BT</i>	
Pos	Rider	Time	Rider	Time	Rider	Time	Rider	Time	Pos	Rider				
1	M.MARQUEZ	27.804	P.ACOSTA	30.217	M.MARQUEZ	26.860	M.MARQUEZ	27.756	1	M.MARQUEZ	1'52.644	1'52.644	(1)	
2	M.VIÑALES	27.898	M.MARQUEZ	30.224	A.MARQUEZ	26.985	J.MARTIN	27.783	2	M.VIÑALES	1'52.925	1'53.182	(2)	
3	A.OGURA	27.904	M.VIÑALES	30.236	M.VIÑALES	26.989	P.ACOSTA	27.783	3	A.MARQUEZ	1'53.162	1'53.314	(7)	
4	A.MARQUEZ	27.910	M.BEZZECCHI	30.256	F.ALDEGUER	27.004	M.VIÑALES	27.802	4	P.ACOSTA	1'53.193	1'53.284	(4)	
5	E.BASTIANINI	27.951	F.DI GIANNANT	30.275	A.RINS	27.022	F.DI GIANNANT	27.831	5	F.ALDEGUER	1'53.207	1'53.401	(10)	
6	J.ZARCO	27.972	A.OGURA	30.275	J.ZARCO	27.023	F.ALDEGUER	27.854	6	A.OGURA	1'53.210	1'53.302	(5)	
7	F.ALDEGUER	28.017	J.MIR	30.291	L.MARINI	27.024	F.BAGNAIA	27.854	7	J.ZARCO	1'53.212	1'53.315	(8)	
8	F.BAGNAIA	28.050	J.ZARCO	30.304	J.MARTIN	27.038	A.RINS	27.857	8	J.MARTIN	1'53.253	1'53.253	(3)	
9	F.DI GIANNANT	28.058	R.FERNANDEZ	30.316	R.FERNANDEZ	27.044	L.MARINI	27.865	9	F.BAGNAIA	1'53.297	1'53.313	(6)	
10	J.MARTIN	28.068	F.ALDEGUER	30.332	F.BAGNAIA	27.060	M.BEZZECCHI	27.866	10	M.BEZZECCHI	1'53.323	1'53.510	(12)	
11	L.MARINI	28.071	F.BAGNAIA	30.333	M.BEZZECCHI	27.098	A.MARQUEZ	27.910	11	F.DI GIANNANTONI	1'53.335	1'53.357	(9)	
12	J.MIR	28.074	J.MILLER	30.354	P.ACOSTA	27.103	J.ZARCO	27.913	12	L.MARINI	1'53.370	1'53.491	(11)	
13	A.RINS	28.078	A.MARQUEZ	30.357	B.BINDER	27.104	A.OGURA	27.914	13	A.RINS	1'53.430	1'53.601	(13)	
14	P.ACOSTA	28.090	B.BINDER	30.360	A.OGURA	27.117	E.BASTIANINI	27.938	14	E.BASTIANINI	1'53.484	1'53.656	(14)	
15	F.MORBIDELLI	28.092	J.MARTIN	30.364	F.DI GIANNANT	27.171	J.MIR	27.941	15	J.MIR	1'53.489	1'53.679	(15)	
16	B.BINDER	28.102	A.FERNANDEZ	30.369	J.MIR	27.183	F.QUARTARARO	27.947	16	R.FERNANDEZ	1'53.631	1'53.933	(19)	
17	M.BEZZECCHI	28.103	F.MORBIDELLI	30.378	E.BASTIANINI	27.191	A.FERNANDEZ	28.022	17	B.BINDER	1'53.633	1'53.827	(17)	
18	J.MILLER	28.118	F.QUARTARARO	30.387	F.MORBIDELLI	27.250	F.MORBIDELLI	28.028	18	F.MORBIDELLI	1'53.748	1'53.901	(18)	
19	F.QUARTARARO	28.131	E.BASTIANINI	30.404	F.QUARTARARO	27.293	B.BINDER	28.067	19	F.QUARTARARO	1'53.758	1'53.758	(16)	
20	R.FERNANDEZ	28.179	L.MARINI	30.410	A.FERNANDEZ	27.314	J.MILLER	28.090	20	J.MILLER	1'53.883	1'54.009	(20)	
21	S.CHANTRA	28.229	A.RINS	30.473	J.MILLER	27.321	R.FERNANDEZ	28.092	21	A.FERNANDEZ	1'53.938	1'54.051	(21)	
22	A.FERNANDEZ	28.233	S.CHANTRA	30.747	S.CHANTRA	27.542	S.CHANTRA	28.261	22	S.CHANTRA	1'54.779	1'55.043	(22)	

These data/results cannot be reproduced, stored and/or transmitted in whole or in part by any manner of electronic, mechanical, photocopying, recording, broadcasting or otherwise now known or herein after developed without the previous express consent by the copyright owner, except for reproduction in daily press and regular printed publications on sale to the public within 60 days of the event related to those data/results and always provided that copyright symbol appears together as follows below.

© DORNA, 2025



Lusail International Circuit

FASTEST LAPS SEQUENCE

QATAR AIRWAYS GRAND PRIX OF QATAR

WARM UP

<i>Practice Time</i>	<i>#</i>	<i>Rider</i>	<i>Nation</i>	<i>Motorcycle</i>	<i>Time</i>	<i>Km/h</i>	<i>Rider's Lap</i>
3'58.569	37	Pedro ACOSTA	SPA	KTM	1'54.468	169.2	2
3'59.325	63	Francesco BAGNAIA	ITA	DUCATI	1'54.066	169.7	2
4'00.433	5	Johann ZARCO	FRA	HONDA	1'54.059	169.8	2
4'03.843	93	Marc MARQUEZ	SPA	DUCATI	1'53.829	170.1	2
5'52.271	37	Pedro ACOSTA	SPA	KTM	1'53.702	170.3	3
5'56.011	73	Alex MARQUEZ	SPA	DUCATI	1'53.314	170.9	3
7'46.624	63	Francesco BAGNAIA	ITA	DUCATI	1'53.313	170.9	4
7'50.588	93	Marc MARQUEZ	SPA	DUCATI	1'53.262	171.0	4
7'58.169	1	Jorge MARTIN	SPA	APRILIA	1'53.253	171.0	4
9'43.751	93	Marc MARQUEZ	SPA	DUCATI	1'53.163	171.1	5
11'36.395	93	Marc MARQUEZ	SPA	DUCATI	1'52.644	171.9	6

These data/results cannot be reproduced, stored and/or transmitted in whole or in part by any manner of electronic, mechanical, photocopying, recording, broadcasting or otherwise now known or herein after developed without the previous express consent by the copyright owner, except for reproduction in daily press and regular printed publications on sale to the public within 60 days of the event related to those data/results and always provided that copyright symbol appears together as follows below.

© DORNA, 2025

Official MotoGP Timing by www.motogp.com

Doha, Sunday, April 13, 2025