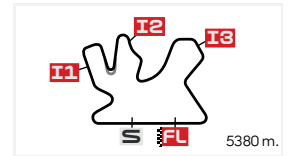


CLASSIFICATION AFTER 11 LAPS = 59.18 KM

QATAR AIRWAYS GRAND PRIX OF QATAR

TISSOT SPRINT



Lusail International Circuit

Pos	Pts	#	Rider	Nation	Team	Motorcycle	Total Time	Km/h	Gap
1	12	93	Marc MARQUEZ	SPA	Ducati Lenovo Team	DUCATI	20'38.304	172.0	
2	9	73	Alex MARQUEZ	SPA	BK8 Gresini Racing MotoGP	DUCATI	20'39.881	171.8	1.577
3	7	21	Franco MORBIDELLI	ITA	Pertamina Enduro VR46 Racing Team	DUCATI	20'42.292	171.4	3.988
4	6	54	Fermin ALDEGUER	SPA	BK8 Gresini Racing MotoGP	DUCATI	20'42.673	171.4	4.369
5	5	20	Fabio QUARTARARO	FRA	Monster Energy Yamaha MotoGP Team	YAMAHA	20'42.897	171.4	4.593
6	4	49	Fabio DI GIANNANTONIO	ITA	Pertamina Enduro VR46 Racing Team	DUCATI	20'43.403	171.3	5.099
7	3	79	Ai OGURA	JPN	Trackhouse MotoGP Team	APRILIA	20'48.503	170.6	10.199
8	2	63	Francesco BAGNAIA	ITA	Ducati Lenovo Team	DUCATI	20'48.638	170.6	10.334
9	1	72	Marco BEZZECCHI	ITA	Aprilia Racing	APRILIA	20'49.604	170.4	11.300
10		12	Maverick VIÑALES	SPA	Red Bull KTM Tech3	KTM	20'50.858	170.3	12.554
11		37	Pedro ACOSTA	SPA	Red Bull KTM Factory Racing	KTM	20'51.980	170.1	13.676
12		42	Alex RINS	SPA	Monster Energy Yamaha MotoGP Team	YAMAHA	20'52.577	170.0	14.273
13		23	Enea BASTIANINI	ITA	Red Bull KTM Tech3	KTM	20'52.712	170.0	14.408
14		33	Brad BINDER	RSA	Red Bull KTM Factory Racing	KTM	20'53.763	169.9	15.459
15		10	Luca MARINI	ITA	Honda HRC Castrol	HONDA	20'53.891	169.9	15.587
16		1	Jorge MARTIN	SPA	Aprilia Racing	APRILIA	20'54.079	169.8	15.775
17		25	Raul FERNANDEZ	SPA	Trackhouse MotoGP Team	APRILIA	20'54.621	169.8	16.317
18		7	Augusto FERNANDEZ	SPA	Prima Pramac Yamaha MotoGP	YAMAHA	20'56.226	169.5	17.922
19		43	Jack MILLER	AUS	Prima Pramac Yamaha MotoGP	YAMAHA	20'58.578	169.2	20.274
20		35	Somkiat CHANTRA	THA	IDEMITSU Honda LCR	HONDA	21'09.410	167.8	31.106

Not classified

5			Johann ZARCO	FRA	CASTROL Honda LCR	HONDA	15'29.987	166.6	3 laps
---	--	--	---------------------	-----	-------------------	-------	------------------	-------	--------

Race condition: **Dry**
 Air: 29°
 Humidity: 44%
 Ground: 33°

Pole Position:		Marc MARQUEZ	1'50.499	175.2 Km/h
Fastest Lap:	Lap 5	Marc MARQUEZ	1'52.093	172.7 Km/h
Best Race Lap:	2024	Pedro ACOSTA	1'52.657	171.9 Km/h
All-Time Lap Record:	2025	Marc MARQUEZ	1'50.499	175.2 Km/h

19:45'00

19:50'00

19:59'48

20:02'37

20:03'44

 20:16'27 **Jorge MARTIN**

 20:18'06 **Johann ZARCO**
SIGHTING LAP START

All bikes on grid

WARM UP LAP START
RACE START
No jump starts
track limits warning

entered pits and retired

The results are provisional until the end of the limit for protest and appeals.

 Time limit for protest expires 60' after publication of the results - **Franck VAYSSIÉ** Time: **20:34**

These data/results cannot be reproduced, stored and/or transmitted in whole or in part by any manner of electronic, mechanical, photocopying, recording, broadcasting or otherwise now known or herein after developed without the previous express consent by the copyright owner, except for reproduction in daily press and regular printed publications on sale to the public within 60 days of the event related to those data/results and always provided that copyright symbol appears together as follows below.

© DORNA, 2025

Official MotoGP Timing by

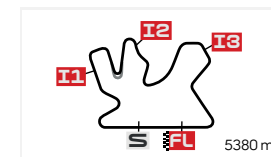
www.motogp.com

Doha, Saturday, April 12, 2025

WORLD CHAMPIONSHIP CLASSIFICATION

QATAR AIRWAYS GRAND PRIX OF QATAR

TISSOT SPRINT



Lusail International Circuit

Rider	Points	Leader	Prev	THA	ARG	AME	QAT	SPA	FRA	GBR	ARA	ITA	NED	GER	CZE	AUT	HUN	CAT	RSM	JPN	INA	AUS	MAL	POR	VAL
1 MARQUEZ Marc [SPA]	98			37 25 12	37 25 12	12 - 12	12 12																		
2 MARQUEZ Alex [SPA]	96	2	2	29 20 9	29 20 9	29 20 9	9 9																		
3 BAGNAIA Francesco [ITA]	77	21	19	23 16 7	20 13 7	32 25 7	2 2																		
4 MORBIDELLI Franco [ITA]	62	36	15	18 13 5	19 16 3	18 13 5	7 7																		
5 DI GIANNANTONIO Fabio [ITA]	48	50	14	6 6 -	16 11 5	22 16 6	4 4																		
6 OGURA Ai [JPN]	28	70	20	17 11 6	0 - 0	8 7 1	3 3																		
7 BEZZECCHI Marco [ITA]	25	73	3	10 10 0	4 - 4	10 10 0	1 1																		
8 ZARCO Johann [FRA]	25	73	0	9 9 0	16 10 6	0 0 0	-																		
9 QUARTARARO Fabio [FRA]	21	77	4	4 1 3	2 2 0	10 6 4	5 5																		
10 MARINI Luca [ITA]	20	78	1	4 4 0	6 6 0	10 8 2	0 0																		
11 MILLER Jack [AUS]	19	79	1	5 5 -	3 3 0	11 11 0	0 0																		

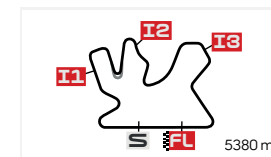
These data/results cannot be reproduced, stored and/or transmitted in whole or in part by any manner of electronic, mechanical, photocopying, recording, broadcasting or otherwise now known or herein after developed without the previous express consent by the copyright owner, except for reproduction in daily press and regular printed publications on sale to the public within 60 days of the event related to those data/results and always provided that copyright symbol appears together as follows below.

© DORNA, 2025

WORLD CHAMPIONSHIP CLASSIFICATION

QATAR AIRWAYS GRAND PRIX OF QATAR

TISSOT SPRINT



Lusail International Circuit

Rider	Points	Leader	Prev	THA	ARG	AME	QAT	SPA	FRA	GBR	ARA	ITA	NED	GER	CZE	AUT	HUN	CAT	RSM	JPN	INA	AUS	MAL	POR	VAL
12 BINDER Brad [RSA]	19	79	0	10 8 2	9 9 -	0 - 0	0 0																		
13 BASTIANINI Enea [ITA]	16	82	3	7 7 0	0 0 0	9 9 0	0 0																		
14 ACOSTA Pedro [SPA]	16	82	0	4 0 4	9 8 1	3 - 3	0 0																		
15 MIR Joan [SPA]	10	88	6	1 - 1	9 7 2	- - -	- -																		
16 RINS Alex [SPA]	10	88	0	0 0 0	5 5 0	5 5 0	0 0																		
17 ALDEGUER Fermin [SPA]	9	89	1	3 3 0	0 0 0	0 - 0	6 6																		
18 VIÑALES Maverick [SPA]	6	92	3	0 0 0	4 4 0	2 2 -	0 0																		
19 FERNANDEZ Raul [SPA]	5	93	1	0 - 0	1 1 0	4 4 0	0 0																		
20 FERNANDEZ Augusto [SPA]	3	95	2	- - -	- - -	3 3 0	0 0																		
21 OLIVEIRA Miguel [POR]	2	96	1	2 2 0	- - -	- - -	- -																		
22 SAVADORI Lorenzo [ITA]	1	97	1	0 0 0	- - -	1 1 0	- -																		

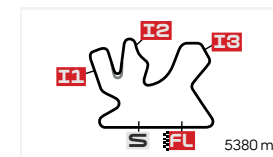
These data/results cannot be reproduced, stored and/or transmitted in whole or in part by any manner of electronic, mechanical, photocopying, recording, broadcasting or otherwise now known or herein after developed without the previous express consent by the copyright owner, except for reproduction in daily press and regular printed publications on sale to the public within 60 days of the event related to those data/results and always provided that copyright symbol appears together as follows below.

© DORNA, 2025

WORLD CHAMPIONSHIP CLASSIFICATION

QATAR AIRWAYS GRAND PRIX OF QATAR

TISSOT SPRINT



Lusail International Circuit

Rider	Points	Leader	Prev	THA	ARG	AME	QAT	SPA	FRA	GBR	ARA	ITA	NED	GER	CZE	AUT	HUN	CAT	RSM	JPN	INA	AUS	MAL	POR	VAL
23 CHANTRA Somkiat [THA]	0	98	1	0 0 0	0 0 0	0 0 0	0 0																		
24 MARTIN Jorge [SPA]	0	98	0	- - -	- - -	- - -	0 0																		

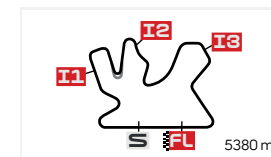
These data/results cannot be reproduced, stored and/or transmitted in whole or in part by any manner of electronic, mechanical, photocopying, recording, broadcasting or otherwise now known or herein after developed without the previous express consent by the copyright owner, except for reproduction in daily press and regular printed publications on sale to the public within 60 days of the event related to those data/results and always provided that copyright symbol appears together as follows below.

© DORNA, 2025

WORLD CHAMPIONSHIP CLASSIFICATION

QATAR AIRWAYS GRAND PRIX OF QATAR

TISSOT SPRINT



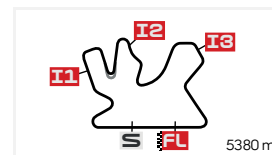
Lusail International Circuit

Constructor	Points	Leader	Previous	THA	ARG	AME	QAT	SPA	FRA	GBR	ARA	ITA	NED	GER	CZE	AUT	HUN	CAT	RSM	JPN	INA	AUS	MAL	POR	VAL
1 DUCATI	123			37	37	37	12																		
2 APRILIA	36	87	87	17	5	11	3																		
3 HONDA	36	87	0	10	16	10	-																		
4 KTM	34	89	2	12	10	12	-																		
5 YAMAHA	33	90	1	8	5	15	5																		

Team	Points	Leader	Previous	THA	ARG	AME	QAT	SPA	FRA	GBR	ARA	ITA	NED	GER	CZE	AUT	HUN	CAT	RSM	JPN	INA	AUS	MAL	POR	VAL
1 Ducati Lenovo Team	175			60	57	44	14																		
2 Pertamina Enduro VR46 Racing Team	110	65	65	24	35	40	11																		
3 BK8 Gresini Racing MotoGP	105	70	5	32	29	29	15																		
4 Red Bull KTM Factory Racing	35	140	70	14	18	3	-																		
5 Trackhouse MotoGP Team	33	142	2	17	1	12	3																		
6 Monster Energy Yamaha MotoGP Team	31	144	2	4	7	15	5																		
7 Honda HRC Castrol	30	145	1	5	15	10	-																		
8 Aprilia Racing	26	149	4	10	4	11	1																		
9 LCR Honda	25	150	1	9	16	-	-																		
10 Prima Pramac Yamaha MotoGP	24	151	1	7	3	14	-																		
11 Red Bull KTM Tech3	22	153	2	7	4	11	-																		

These data/results cannot be reproduced, stored and/or transmitted in whole or in part by any manner of electronic, mechanical, photocopying, recording, broadcasting or otherwise now known or herein after developed without the previous express consent by the copyright owner, except for reproduction in daily press and regular printed publications on sale to the public within 60 days of the event related to those data/results and always provided that copyright symbol appears together as follows below.

© DORNA, 2025



Lusail International Circuit

LAP CHART

QATAR AIRWAYS GRAND PRIX OF QATAR

TISSOT SPRINT

Pos	1	2	3	4	5	6	7	8	9	10	11	12	13	14	15	16	17	18	19	20	21	22
Grid	93	73	20	21	49	12	5	54	42	79	63	37	72	1	10	43	25	33	7	23	36	35

1	93	73	20	21	12	5	54	63	49	37	79	1	72	42	33	10	43	23	7	25	35
2	93	73	21	20	12	5	54	37	49	63	79	1	72	33	42	10	43	23	7	25	35
3	93	73	21	20	12	5	54	37	49	79	1	63	72	33	42	10	43	23	7	25	35
4	93	73	21	20	12	5	54	37	49	79	63	1	33	72	42	10	23	25	43	7	35
5	93	73	21	20	12	54	49	5	37	79	63	33	72	42	10	23	1	43	25	7	35
6	93	73	21	20	12	54	49	5	37	79	63	72	42	33	10	23	1	43	25	7	35
7	93	73	21	20	54	12	49	37	79	63	5	72	42	10	33	23	1	25	43	7	35
8	93	73	21	20	54	49	12	79	37	63	72	42	10	33	23	1	25	43	7	35	5
9	93	73	21	20	54	49	12	79	63	72	37	42	10	23	33	1	25	7	43	35	
10	93	73	21	20	54	49	79	63	12	72	37	42	10	23	33	1	25	7	43	35	
L 11	93	73	21	54	20	49	79	63	72	12	37	42	23	33	10	1	25	7	43	35	

L
a
p
s

Winner Lapped rider

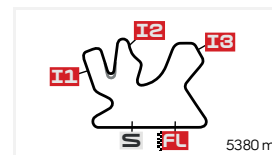
These data/results cannot be reproduced, stored and/or transmitted in whole or in part by any manner of electronic, mechanical, photocopying, recording, broadcasting or otherwise now known or herein after developed without the previous express consent by the copyright owner, except for reproduction in daily press and regular printed publications on sale to the public within 60 days of the event related to those data/results and always provided that copyright symbol appears together as follows below.

© DORNA, 2025

Official MotoGP Timing by  TISSOT

www.motogp.com

Doha, Saturday, April 12, 2025



Lusail International Circuit

FASTEST LAP OF EACH RIDER

QATAR AIRWAYS GRAND PRIX OF QATAR

TISSOT SPRINT

#	Rider	Nation	Team	Motorcycle	Time	Lap Total	Gap
1	93 Marc MARQUEZ	SPA	Ducati Lenovo Team	DUCATI	1'52.093	5 11	
2	73 Alex MARQUEZ	SPA	BK8 Gresini Racing MotoGP	DUCATI	1'52.125	6 11	0.032 0.032
3	21 Franco MORBIDELLI	ITA	Pertamina Enduro VR46 Racing Team	DUCATI	1'52.128	2 11	0.035 0.003
4	54 Fermin ALDEGUER	SPA	BK8 Gresini Racing MotoGP	DUCATI	1'52.237	10 11	0.144 0.109
5	49 Fabio DI GIANNANTONIO	ITA	Pertamina Enduro VR46 Racing Team	DUCATI	1'52.306	9 11	0.213 0.069
6	20 Fabio QUARTARARO	FRA	Monster Energy Yamaha MotoGP Tea	YAMAHA	1'52.427	4 11	0.334 0.121
7	12 Maverick VIÑALES	SPA	Red Bull KTM Tech3	KTM	1'52.561	4 11	0.468 0.134
8	5 Johann ZARCO	FRA	CASTROL Honda LCR	HONDA	1'52.648	2 8	0.555 0.087
9	79 Ai OGURA	JPN	Trackhouse MotoGP Team	APRILIA	1'52.727	8 11	0.634 0.079
10	37 Pedro ACOSTA	SPA	Red Bull KTM Factory Racing	KTM	1'52.795	2 11	0.702 0.068
11	25 Raul FERNANDEZ	SPA	Trackhouse MotoGP Team	APRILIA	1'52.829	2 11	0.736 0.034
12	63 Francesco BAGNAIA	ITA	Ducati Lenovo Team	DUCATI	1'52.837	4 11	0.744 0.008
13	72 Marco BEZZECCHI	ITA	Aprilia Racing	APRILIA	1'52.848	10 11	0.755 0.011
14	33 Brad BINDER	RSA	Red Bull KTM Factory Racing	KTM	1'53.131	2 11	1.038 0.283
15	10 Luca MARINI	ITA	Honda HRC Castrol	HONDA	1'53.168	6 11	1.075 0.037
16	7 Augusto FERNANDEZ	SPA	Prima Pramac Yamaha MotoGP	YAMAHA	1'53.199	2 11	1.106 0.031
17	23 Enea BASTIANINI	ITA	Red Bull KTM Tech3	KTM	1'53.242	3 11	1.149 0.043
18	1 Jorge MARTIN	SPA	Aprilia Racing	APRILIA	1'53.347	2 11	1.254 0.105
19	43 Jack MILLER	AUS	Prima Pramac Yamaha MotoGP	YAMAHA	1'53.361	2 11	1.268 0.014
20	42 Alex RINS	SPA	Monster Energy Yamaha MotoGP Tea	YAMAHA	1'53.418	3 11	1.325 0.057
21	35 Somkiat CHANTRA	THA	IDEMITSU Honda LCR	HONDA	1'54.458	3 11	2.365 1.040

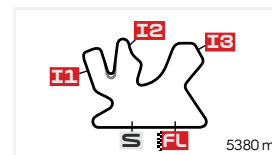
These data/results cannot be reproduced, stored and/or transmitted in whole or in part by any manner of electronic, mechanical, photocopying, recording, broadcasting or otherwise now known or herein after developed without the previous express consent by the copyright owner, except for reproduction in daily press and regular printed publications on sale to the public within 60 days of the event related to those data/results and always provided that copyright symbol appears together as follows below.

© DORNA, 2025

Official MotoGP Timing by

www.motogp.com

Doha, Saturday, April 12, 2025



Lusail International Circuit

EVENT BEST MAXIMUM SPEED

QATAR AIRWAYS GRAND PRIX OF QATAR

TISSOT SPRINT

#	Rider	Nation	Team	Motorcycle	Km/h	
33	Brad BINDER	RSA	Red Bull KTM Factory Racing	KTM	358.8	Tissot Sprint
37	Pedro ACOSTA	SPA	Red Bull KTM Factory Racing	KTM	357.6	Tissot Sprint
49	Fabio DI GIANNANTONIO	ITA	Pertamina Enduro VR46 Racing Team	DUCATI	356.4	Qualifying Nr. 2
72	Marco BEZZECCHI	ITA	Aprilia Racing	APRILIA	355.2	Tissot Sprint
93	Marc MARQUEZ	SPA	Ducati Lenovo Team	DUCATI	355.2	Qualifying Nr. 2
79	Ai OGURA	JPN	Trackhouse MotoGP Team	APRILIA	354.0	Tissot Sprint
63	Francesco BAGNAIA	ITA	Ducati Lenovo Team	DUCATI	354.0	Tissot Sprint
12	Maverick VIÑALES	SPA	Red Bull KTM Tech3	KTM	354.0	Practice
5	Johann ZARCO	FRA	CASTROL Honda LCR	HONDA	352.9	Qualifying Nr. 2
21	Franco MORBIDELLI	ITA	Pertamina Enduro VR46 Racing Team	DUCATI	352.9	Qualifying Nr. 2
23	Enea BASTIANINI	ITA	Red Bull KTM Tech3	KTM	352.9	Tissot Sprint
1	Jorge MARTIN	SPA	Aprilia Racing	APRILIA	352.9	Tissot Sprint
73	Alex MARQUEZ	SPA	BK8 Gresini Racing MotoGP	DUCATI	351.7	Qualifying Nr. 2
10	Luca MARINI	ITA	Honda HRC Castrol	HONDA	351.7	Tissot Sprint
25	Raul FERNANDEZ	SPA	Trackhouse MotoGP Team	APRILIA	351.7	Tissot Sprint
36	Joan MIR	SPA	Honda HRC Castrol	HONDA	350.6	Qualifying Nr. 1
43	Jack MILLER	AUS	Prima Pramac Yamaha MotoGP	YAMAHA	350.6	Tissot Sprint
54	Fermin ALDEGUER	SPA	BK8 Gresini Racing MotoGP	DUCATI	349.5	Qualifying Nr. 2
42	Alex RINS	SPA	Monster Energy Yamaha MotoGP Team	YAMAHA	349.5	Practice
35	Somkiat CHANTRA	THA	IDEMITSU Honda LCR	HONDA	348.3	Tissot Sprint
7	Augusto FERNANDEZ	SPA	Prima Pramac Yamaha MotoGP	YAMAHA	347.2	Qualifying Nr. 1
20	Fabio QUARTARARO	FRA	Monster Energy Yamaha MotoGP Team	YAMAHA	346.1	Qualifying Nr. 2

These data/results cannot be reproduced, stored and/or transmitted in whole or in part by any manner of electronic, mechanical, photocopying, recording, broadcasting or otherwise now known or herein after developed without the previous express consent by the copyright owner, except for reproduction in daily press and regular printed publications on sale to the public within 60 days of the event related to those data/results and always provided that copyright symbol appears together as follows below.

© DORNA, 2025

Official MotoGP Timing by

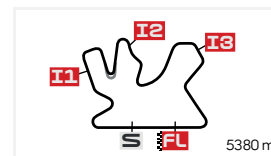
www.motogp.com

Doha, Saturday, April 12, 2025

CHRONOLOGICAL ANALYSIS OF PERFORMANCES

QATAR AIRWAYS GRAND PRIX OF QATAR

TISSOT SPRINT



Lusail International Circuit

* Lap / Sector time cancelled

P Crossing the finish line in pit lane

** Tyre data subject to further updates

T1 Time from finish line to 1st intermediate

T2 Time from 1st intermed. to 2nd intermed.

T3 Time from 2nd intermed. to 3rd intermed.

T4 Time from 3rd intermediate to finish line

Lap	Lap Time	T1	T2	T3	T4	Speed	Lap	Lap Time	T1	T2	T3	T4	Speed
1st	93	Marc MARQUEZ		DUCATI		SPA	5	1'52.548	27.797	30.072	26.901	27.778	343.9
		Ducati Lenovo Team					6	1'52.608	27.705	30.090	27.108	27.705	346.1
		Runs=1	Total laps=11	Full laps=10	Valid laps=10		7	1'52.908	27.724	30.144	27.213	27.827	345.0
Run #	1	Front Tyre	Slick-Medium	Rear Tyre	Slick-Medium		8	1'52.872	27.751	30.317	27.123	27.681	342.8
		New Tyre		New Tyre			9	1'52.915	27.841	30.206	27.146	27.722	342.8
1	1'54.292	29.495	30.269	26.962	27.566	200.7	10	1'53.273	27.788	30.246	27.387	27.852	342.8
2	1'52.247	27.764	30.095	26.867	27.521	340.6	11	1'53.015	27.930	30.216	27.160	27.709	341.7
3	1'52.369	27.856	30.098	26.815	27.600	342.8							
4	1'52.226	27.809	30.055	26.732	27.630	340.6							
5	1'52.093	27.771	29.984	26.812	27.526	340.6							
6	1'52.126	27.572	30.141	26.851	27.562	343.9							
7	1'52.224	27.688	30.082	26.809	27.645	342.8							
8	1'52.239	27.643	30.085	26.808	27.703	343.9							
9	1'52.338	27.787	30.094	26.802	27.655	341.7							
10	1'52.932	27.883	30.208	26.991	27.850	341.7							
11	1'53.218	27.897	30.435	27.024	27.862	341.7							
2nd	73	Alex MARQUEZ		DUCATI		SPA							
		BK8 Gresini Racing MotoGP											
		Runs=1	Total laps=11	Full laps=10	Valid laps=10								
Run #	1	Front Tyre	Slick-Medium	Rear Tyre	Slick-Medium		1	1'55.528	30.000	30.726	27.208	27.594	213.0
		New Tyre		New Tyre			2	1'52.940	28.046	30.333	26.876	27.685	345.0
1	1'54.342	29.588	30.332	26.903	27.519	204.1	3	1'52.927	27.949	30.353	26.935	27.690	346.1
2	1'52.312	27.784	30.161	26.828	27.539	341.7	4	1'53.079	27.945	30.318	27.138	27.678	348.3
3	1'52.488	27.972	30.072	26.850	27.594	347.2	5	1'52.576	27.791	30.293	26.930	27.562	347.2
4	1'52.288	27.788	30.141	26.780	27.579	341.7	6	1'52.349	27.691	30.243	26.902	27.513	346.1
5	1'52.350	27.771	30.130	26.795	27.654	343.9	7	1'52.877	27.836	30.395	27.107	27.539	347.2
6	1'52.125	27.741	30.110	26.757	27.517	342.8	8	1'52.589	27.800	30.207	27.005	27.577	345.0
7	1'52.565	27.781	30.133	26.877	27.774	342.8	9	1'52.503	27.715	30.163	26.979	27.646	343.9
8	1'52.637	27.789	30.258	26.819	27.771	342.8	10	1'52.237	27.672	30.091	26.913	27.561	347.2
9	1'52.758	27.882	30.266	26.890	27.720	342.8	11	1'53.068	27.911	30.341	27.028	27.788	348.3
10	1'52.883	27.854	30.288	27.011	27.730	342.8							
11	1'53.133	27.849	30.305	27.138	27.841	342.8							
3rd	21	Franco MORBIDELLI		DUCATI		ITA							
		Pertamina Enduro VR46 Racing Team											
		Runs=1	Total laps=11	Full laps=10	Valid laps=10								
Run #	1	Front Tyre	Slick-Medium	Rear Tyre	Slick-Medium		1	1'54.774	29.792	30.310	27.043	27.629	203.3
		New Tyre		New Tyre			2	1'52.686	28.047	30.138	26.976	27.525	339.6
1	1'54.862	29.963	30.334	27.111	27.454	203.3	3	1'52.626	27.938	30.059	27.010	27.619	343.9
2	1'52.128	27.661	30.081	26.828	27.558	348.3	4	1'52.427	27.809	30.031	26.953	27.634	340.6
3	1'52.681	27.866	30.107	26.892	27.816	348.3	5	1'52.675	27.902	30.112	26.972	27.689	340.6
4	1'52.482	27.699	30.151	27.018	27.614	345.0	6	1'52.849	27.867	30.222	27.078	27.682	340.6
							7	1'52.824	27.866	30.214	27.039	27.705	339.6
							8	1'52.876	27.914	30.239	27.041	27.682	339.6
							9	1'52.821	27.839	30.187	27.111	27.684	341.7
							10	1'52.880	27.813	30.167	27.111	27.789	341.7
							11	1'53.459	27.871	30.302	27.177	28.109	342.8

Fastest Lap:	Marc MARQUEZ	SPA	Ducati Lenovo Team	1'52.093	27.771	29.984	26.812	27.526
---------------------	--------------	-----	--------------------	-----------------	--------	--------	--------	--------

These data/results cannot be reproduced, stored and/or transmitted in whole or in part by any manner of electronic, mechanical, photocopying, recording, broadcasting or otherwise now known or herein after developed without the previous express consent by the copyright owner, except for reproduction in daily press and regular printed publications on sale to the public within 60 days of the event related to those data/results and always provided that copyright symbol appears together as follows below.

© DORNA, 2025

Official MotoGP Timing by

www.motogp.com

Doha, Saturday, April 12, 2025

Lap	Lap Time	T1	T2	T3	T4	Speed
6th	49	Fabio DI GIANNANTONIO DUCATI ITA Pertamina Enduro VR46 Racing Team				
Runs=1		Total laps=11		Full laps=10		Valid laps=10
Run #	1	Front Tyre	Slick-Medium	Rear Tyre	Slick-Medium	
		New Tyre		New Tyre		
1	1'55.852	30.301	30.701	27.068	27.782	206.8
2	1'53.116	28.140	30.618	26.864	27.494	341.7
3	1'52.834	27.886	30.362	26.931	27.655	355.2
4	1'53.202	27.830	30.391	27.071	27.910	351.7
5	1'53.072	27.994	30.366	27.163	27.549	350.6
6	1'52.453	27.721	30.096	26.933	27.703	346.1
7	1'52.590	27.778	30.182	26.996	27.634	346.1
8	1'52.912	27.884	30.563	26.972	27.493	352.9
9	1'52.306	27.703	30.161	26.962	27.480	347.2
10	1'52.310	27.638	30.237	26.943	27.492	349.5
11	1'52.756	27.678	30.212	26.919	27.947	348.3

Lap	Lap Time	T1	T2	T3	T4	Speed
7th	79	Ai OGURA APRILIA JPN Trackhouse MotoGP Team				
Runs=1		Total laps=11		Full laps=10		Valid laps=10
Run #	1	Front Tyre	Slick-Medium	Rear Tyre	Slick-Medium	
		New Tyre		New Tyre		
1	1'56.051	30.700	30.721	27.087	27.543	215.1
2	1'53.356	28.044	30.541	27.118	27.653	337.5
3	1'53.202	28.115	30.256	27.167	27.664	349.5
4	1'52.905	27.942	30.222	26.988	27.753	346.1
5	1'53.274	27.936	30.480	27.071	27.787	348.3
6	1'52.999	27.881	30.356	27.066	27.696	350.6
7	1'53.646	28.063	30.592	27.184	27.807	350.6
8	1'52.727	27.810	30.125	27.039	27.753	354.0
9	1'53.095	27.871	30.318	27.126	27.780	342.8
10	1'53.736	27.919	30.506	27.483	27.828	343.9
11	1'53.512	27.915	30.368	27.338	27.891	339.6

Lap	Lap Time	T1	T2	T3	T4	Speed
8th	63	Francesco BAGNAIA DUCATI ITA Ducati Lenovo Team				
Runs=1		Total laps=11		Full laps=10		Valid laps=10
Run #	1	Front Tyre	Slick-Medium	Rear Tyre	Slick-Medium	
		New Tyre		New Tyre		
1	1'55.758	30.441	30.768	26.958	27.591	217.3
2	1'53.544	28.071	30.572	27.169	27.732	351.7
3	1'53.868	28.172	30.857	27.118	27.721	350.6
4	1'52.837	27.850	30.332	26.920	27.735	354.0
5	1'53.181	27.902	30.338	27.148	27.793	350.6
6	1'53.075	27.915	30.376	27.042	27.742	352.9
7	1'53.640	27.839	30.680	27.207	27.914	351.7
8	1'53.332	27.768	30.528	27.048	27.988	349.5
9	1'52.989	28.056	30.360	26.910	27.663	351.7
10	1'53.119	27.787	30.350	27.172	27.810	348.3
11	1'53.295	27.783	30.302	27.307	27.903	348.3

Lap	Lap Time	T1	T2	T3	T4	Speed
9th	72	Marco BEZZECCHI APRILIA ITA Aprilia Racing				
Runs=1		Total laps=11		Full laps=10		Valid laps=10
Run #	1	Front Tyre	Slick-Medium	Rear Tyre	Slick-Medium	
		New Tyre		New Tyre		
1	1'56.750	31.003	30.920	27.099	27.728	212.5
2	1'53.436	28.077	30.729	26.900	27.730	346.1
3	1'53.418	27.983	30.669	27.086	27.680	348.3
4	1'53.613	28.168	30.489	27.071	27.885	347.2
5	1'53.501	28.061	30.772	26.910	27.758	343.9

Lap	Lap Time	T1	T2	T3	T4	Speed
1	1'56.403	30.861	30.900	27.047	27.595	213.8
2	1'53.387	28.121	30.635	26.934	27.697	349.5
3	1'53.528	28.042	30.692	27.081	27.713	355.2
4	1'53.810	28.246	30.522	27.165	27.877	343.9
5	1'53.183	27.958	30.520	26.954	27.751	352.9
6	1'53.145	27.856	30.417	27.082	27.790	354.0
7	1'53.080	28.049	30.366	26.975	27.690	347.2
8	1'53.222	27.871	30.488	27.248	27.615	354.0
9	1'53.552	27.885	30.825	27.022	27.820	349.5
10	1'52.848	27.783	30.368	26.993	27.704	346.1
11	1'53.446	27.833	30.765	27.116	27.732	350.6

Lap	Lap Time	T1	T2	T3	T4	Speed
10th	12	Maverick VIÑALES KTM SPA Red Bull KTM Tech3				
Runs=1		Total laps=11		Full laps=10		Valid laps=10
Run #	1	Front Tyre	Slick-Medium	Rear Tyre	Slick-Soft	
		New Tyre		New Tyre		
1	1'55.103	30.152	30.404	27.018	27.529	206.8
2	1'52.634	27.886	30.225	26.959	27.564	347.2
3	1'52.598	27.764	30.155	27.015	27.664	348.3
4	1'52.561	27.855	30.201	26.951	27.554	350.6
5	1'52.781	27.757	30.315	27.027	27.682	348.3
6	1'53.450	28.050	30.350	27.232	27.818	348.3
7	1'53.865	27.902	30.472	27.557	27.934	346.1
8	1'53.957	27.909	30.923	27.167	27.958	348.3
9	1'53.824	28.015	30.556	27.267	27.986	346.1
10	1'54.988	27.971	30.857	27.878	28.282	346.1
11	1'55.097	28.078	31.266	27.471	28.282	346.1

Lap	Lap Time	T1	T2	T3	T4	Speed
11th	37	Pedro ACOSTA KTM SPA Red Bull KTM Factory Racing				
Runs=1		Total laps=11		Full laps=10		Valid laps=10
Run #	1	Front Tyre	Slick-Medium	Rear Tyre	Slick-Soft	
		New Tyre		New Tyre		
1	1'55.951	30.532	30.771	26.984	27.664	219.5
2	1'52.795	27.945	30.341	26.906	27.603	357.6
3	1'52.864	27.978	30.325	26.984	27.577	352.9
4	1'53.335	27.925	30.305	27.176	27.929	354.0
5	1'53.572	28.142	30.574	27.123	27.733	349.5
6	1'53.160	27.891	30.400	27.078	27.791	357.6
7	1'53.611	28.007	30.519	27.309	27.776	348.3
8	1'53.717	28.088	30.466	27.212	27.951	346.1
9	1'54.732	28.255	30.884	27.197	28.396	345.0
10	1'54.173	28.140	30.728	27.343	27.962	346.1
11	1'54.070	28.102	30.662	27.299	28.007	346.1

Lap	Lap Time	T1	T2	T3	T4	Speed
12th	42	Alex RINS YAMAHA SPA Monster Energy Yamaha MotoGP Team				
Runs=1		Total laps=11		Full laps=10		Valid laps=10
Run #	1	Front Tyre	Slick-Medium	Rear Tyre	Slick-Soft	
		New Tyre		New Tyre		
1	1'56.750	31.003	30.920	27.099	27.728	212.5
2	1'53.436	28.077	30.729	26.900	27.730	346.1
3	1'53.418	27.983	30.669	27.086	27.680	348.3
4	1'53.613	28.168	30.489	27.071	27.885	347.2
5	1'53.501	28.061	30.772	26.910	27.758	343.9

Fastest Lap:	Marc MARQUEZ	SPA	Ducati Lenovo Team	1'52.093	27.771	29.984	26.812	27.526
---------------------	--------------	-----	--------------------	-----------------	--------	--------	--------	--------

These data/results cannot be reproduced, stored and/or transmitted in whole or in part by any manner of electronic, mechanical, photocopying, recording, broadcasting or otherwise now known or herein after developed without the previous express consent by the copyright owner, except for reproduction in daily press and regular printed publications on sale to the public within 60 days of the event related to those data/results and always provided that copyright symbol appears together as follows below.

© DORNA, 2025

Official MotoGP Timing by TISSOT

www.motogp.com

Doha, Saturday, April 12, 2025

Lap	Lap Time	T1	T2	T3	T4	Speed
6	1'53.493	27.935	30.378	27.037	28.143	346.1
7	1'53.741	28.185	30.562	27.139	27.855	340.6
8	1'53.498	28.076	30.492	27.057	27.873	339.6
9	1'53.583	28.039	30.486	27.118	27.940	339.6
10	1'53.654	27.992	30.598	27.060	28.004	341.7
11	1'53.890	28.085	30.536	27.210	28.059	340.6

13th 23 Enea BASTIANINI KTM ITA
Red Bull KTM Tech3

Runs=1 Total laps=11 Full laps=10 Valid laps=10

Run #	1	Front Tyre	Slick-Medium	Rear Tyre	Slick-Medium	
New Tyre			New Tyre			
1	1'57.813	31.678	30.989	27.415	27.731	231.2
2	1'53.364	28.130	30.370	27.158	27.706	350.6
3	1'53.242	27.874	30.419	27.173	27.776	352.9
4	1'53.604	28.135	30.369	27.239	27.861	352.9
5	1'53.813	27.867	30.411	27.744	27.791	350.6
6	1'53.413	27.944	30.305	27.231	27.933	351.7
7	1'53.367	27.869	30.436	27.337	27.725	351.7
8	1'53.808	27.950	30.716	27.338	27.804	351.7
9	1'53.507	27.861	30.473	27.209	27.964	350.6
10	1'53.453	27.888	30.400	27.216	27.949	350.6
11	1'53.328	27.853	30.321	27.285	27.869	348.3

14th 33 Brad BINDER KTM RSA
Red Bull KTM Factory Racing

Runs=1 Total laps=11 Full laps=10 Valid laps=10

Run #	1	Front Tyre	Slick-Medium	Rear Tyre	Slick-Soft	
New Tyre			New Tyre			
1	1'56.804	31.123	30.890	27.121	27.670	228.3
2	1'53.131	27.920	30.534	27.075	27.602	358.8
3	1'53.493	28.059	30.639	27.113	27.682	343.9
4	1'53.538	27.957	30.524	27.202	27.855	350.6
5	1'53.276	27.893	30.305	27.218	27.860	350.6
6	1'54.026	28.080	30.465	27.207	28.274	352.9
7	1'54.105	28.032	30.438	27.829	27.806	350.6
8	1'53.813	28.102	30.699	27.149	27.863	355.2
9	1'54.143	27.782	30.456	27.194	28.711	356.4
10	1'53.631	28.003	30.534	27.174	27.920	352.9
11	1'53.803	27.907	30.595	27.317	27.984	352.9

15th 10 Luca MARINI HONDA ITA
Honda HRC Castrol

Runs=1 Total laps=11 Full laps=10 Valid laps=10

Run #	1	Front Tyre	Slick-Medium	Rear Tyre	Slick-Soft	
New Tyre			New Tyre			
1	1'56.923	31.053	31.066	27.196	27.608	225.4
2	1'53.526	28.104	30.652	27.053	27.717	342.8
3	1'53.447	27.973	30.530	27.266	27.678	349.5
4	1'53.517	27.979	30.561	27.268	27.709	350.6
5	1'54.192	28.048	30.770	27.633	27.741	351.7
6	1'53.168	27.969	30.271	27.162	27.766	346.1
7	1'53.493	27.905	30.480	27.319	27.789	347.2
8	1'53.485	27.935	30.476	27.253	27.821	348.3
9	1'53.625	27.945	30.503	27.229	27.948	348.3
10	1'53.908	28.002	30.661	27.300	27.945	348.3

Lap	Lap Time	T1	T2	T3	T4	Speed
11	1'54.607	28.209	30.755	27.421	28.222	345.0

16th 1 Jorge MARTIN APRILIA SPA
Aprilia Racing

Runs=1 Total laps=11 Full laps=10 Valid laps=9

Run #	1	Front Tyre	Slick-Medium	Rear Tyre	Slick-Medium	
New Tyre			New Tyre			
1	1'56.248	30.786	30.806	27.104	27.552	221.7
2	1'53.347	28.130	30.559	26.974	27.684	349.5
3	1'53.482	28.097	30.483	27.127	27.775	352.9
4	1'53.825	28.177	30.525	27.239	27.884	346.1
5	1'55.135	28.063	31.188	28.088	27.796	343.9
6	1'53.588	28.021	30.527	27.173	27.867	349.5
7	1'53.589 *	28.019	30.482	27.256	27.832 *	349.5
8	1'53.738	27.906	30.710	27.226	27.896	348.3
9	1'53.703	27.929	30.483	27.218	28.073	349.5
10	1'53.641	28.068	30.496	27.253	27.824	350.6
11	1'53.783	28.079	30.556	27.281	27.867	348.3

17th 25 Raul FERNANDEZ APRILIA SPA
Trackhouse MotoGP Team

Runs=1 Total laps=11 Full laps=10 Valid laps=10

Run #	1	Front Tyre	Slick-Medium	Rear Tyre	Slick-Medium	
New Tyre			New Tyre			
1	1'58.805	31.239	31.568	27.973	28.025	219.9
2	1'52.829	27.932	30.351	26.912	27.634	348.3
3	1'53.315	28.267	30.316	26.995	27.737	348.3
4	1'53.382	27.902	30.479	27.201	27.800	351.7
5	1'54.285	27.963	30.413	27.839	28.070	347.2
6	1'53.753	28.453	30.379	27.083	27.838	346.1
7	1'53.406	28.067	30.445	27.048	27.846	349.5
8	1'53.636	28.233	30.448	27.000	27.955	345.0
9	1'53.604	28.005	30.496	27.148	27.955	346.1
10	1'53.504	27.992	30.538	27.130	27.844	346.1
11	1'54.102	28.019	30.601	27.265	28.217	345.0

18th 7 Augusto FERNANDEZ YAMAHA SPA
Prima Pramac Yamaha MotoGP

Runs=1 Total laps=11 Full laps=10 Valid laps=10

Run #	1	Front Tyre	Slick-Medium	Rear Tyre	Slick-Medium	
New Tyre			New Tyre			
1	1'58.211	31.811	31.188	27.312	27.900	219.9
2	1'53.199	27.988	30.312	27.101	27.798	345.0
3	1'53.407	28.055	30.375	27.114	27.863	343.9
4	1'53.979	28.250	30.571	27.171	27.987	346.1
5	1'54.054	28.237	30.678	27.182	27.957	341.7
6	1'54.159	28.452	30.689	27.160	27.858	345.0
7	1'53.826	28.023	30.524	27.114	28.165	341.7
8	1'54.193	28.162	30.482	27.239	28.310	343.9
9	1'53.916	28.101	30.625	27.314	27.876	345.0
10	1'53.579	28.156	30.368	27.189	27.866	338.5
11	1'53.703	28.004	30.423	27.245	28.031	338.5

Fastest Lap: Marc MARQUEZ SPA Ducati Lenovo Team **1'52.093** 27.771 29.984 26.812 27.526

These data/results cannot be reproduced, stored and/or transmitted in whole or in part by any manner of electronic, mechanical, photocopying, recording, broadcasting or otherwise now known or herein after developed without the previous express consent by the copyright owner, except for reproduction in daily press and regular printed publications on sale to the public within 60 days of the event related to those data/results and always provided that copyright symbol appears together as follows below.

© DORNA, 2025

Official MotoGP Timing by TISSOT

www.motogp.com

Doha, Saturday, April 12, 2025

Page 3 of 4

Lap	Lap Time	T1	T2	T3	T4	Speed	Lap	Lap Time	T1	T2	T3	T4	Speed
19th	43	Jack MILLER		YAMAHA		AUS							
		Prima Pramac Yamaha MotoGP											
		Runs=1	Total laps=11		Full laps=10		Valid laps=10						
Run #	1	Front Tyre	Slick-Medium	Rear Tyre	Slick-Soft								
		New Tyre		New Tyre									
1	1'57.433	31.378	31.183	27.160	27.712	222.6							
2	1'53.361	28.017	30.507	27.129	27.708	348.3							
3	1'53.425	28.078	30.410	27.169	27.768	348.3							
4	1'54.358	28.435	30.507	27.254	28.162	350.6							
5	1'53.805	28.105	30.579	27.198	27.923	348.3							
6	1'53.848	28.199	30.527	27.171	27.951	347.2							
7	1'54.390	28.413	30.628	27.272	28.077	343.9							
8	1'54.304	28.225	30.468	27.316	28.295	342.8							
9	1'54.637	28.126	30.568	27.792	28.151	342.8							
10	1'54.425	28.226	30.629	27.407	28.163	341.7							
11	1'54.592	28.231	30.635	27.476	28.250	340.6							

20th	35	Somkiat CHANTRA		HONDA		THA							
		IDEMITSU Honda LCR											
		Runs=1	Total laps=11		Full laps=10		Valid laps=10						
Run #	1	Front Tyre	Slick-Medium	Rear Tyre	Slick-Soft								
		New Tyre		New Tyre									
1	1'59.035	31.904	31.271	27.683	28.177	229.7							
2	1'54.715	28.217	30.750	27.648	28.100	348.3							
3	1'54.458	28.105	30.643	27.589	28.121	342.8							
4	1'55.051	28.299	31.008	27.622	28.122	340.6							
5	1'54.822	28.276	30.844	27.578	28.124	339.6							
6	1'54.723	28.227	30.678	27.605	28.213	340.6							
7	1'54.871	28.198	30.765	27.658	28.250	338.5							
8	1'55.375	28.328	30.987	27.706	28.354	338.5							
9	1'55.134	28.266	30.869	27.820	28.179	339.6							
10	1'55.426	28.184	31.067	27.810	28.365	339.6							
11	1'55.800	28.275	31.084	28.028	28.413	337.5							

21st	5	Johann ZARCO		HONDA		FRA							
		CASTROL Honda LCR											
		Runs=1	Total laps=8		Full laps=6		Valid laps=6						
Run #	1	Front Tyre	Slick-Medium	Rear Tyre	Slick-Soft								
		New Tyre		New Tyre									
1	1'55.221	30.217	30.654	26.862	27.488	210.5							
2	1'52.648	27.852	30.264	26.949	27.583	341.7							
3	1'52.865	27.739	30.225	27.136	27.765	351.7							
4	1'52.993	27.871	30.258	27.126	27.738	346.1							
5	1'54.581	27.905	31.605	27.215	27.856	343.9							
6	1'53.291	27.820	30.313	27.164	27.994	345.0							
7	1'54.515	28.163	30.784	27.285	28.283	338.5							
8	2'13.873 P	28.060	30.504	27.402	47.907	345.0							

Fastest Lap:	Marc MARQUEZ	SPA	Ducati Lenovo Team	1'52.093	27.771	29.984	26.812	27.526
---------------------	--------------	-----	--------------------	-----------------	--------	--------	--------	--------

These data/results cannot be reproduced, stored and/or transmitted in whole or in part by any manner of electronic, mechanical, photocopying, recording, broadcasting or otherwise now known or herein after developed without the previous express consent by the copyright owner, except for reproduction in daily press and regular printed publications on sale to the public within 60 days of the event related to those data/results and always provided that copyright symbol appears together as follows below.

© DORNA, 2025

Official MotoGP Timing by  TISSOT

www.motogp.com

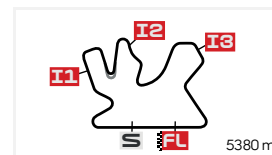
Doha, Saturday, April 12, 2025

Page 4 of 4

ANALYSIS BY LAP

QATAR AIRWAYS GRAND PRIX OF QATAR

TISSOT SPRINT



Lusail International Circuit

Num	Lap Time	Gap												
Lap 1			25	1'52.829	5.095	25	1'53.382	7.197	23	1'53.413	9.896	33	1'53.813	12.370
93	1'54.292		35	1'54.715	7.211	43	1'54.358	7.443	1	1'53.588	10.272	23	1'53.808	12.608
73	1'54.342	0.050	Lap 3			7	1'53.979	7.662	43	1'53.848	10.877	1	1'53.738	13.136
20	1'54.774	0.482	93	1'52.369		35	1'55.051	12.125	25	1'53.753	11.016	25	1'53.636	13.595
21	1'54.862	0.570	73	1'52.488	0.234	Lap 5			7	1'54.159	11.656	43	1'54.304	15.108
12	1'55.103	0.811	21	1'52.681	0.763	93	1'52.093		35	1'54.723	17.451	7	1'54.193	15.212
5	1'55.221	0.929	20	1'52.626	1.178	73	1'52.350	0.553	Lap 7			35	1'55.375	23.234
54	1'55.528	1.236	12	1'52.598	1.427	21	1'52.548	1.474	93	1'52.224		5	2'13.873	30.171
63	1'55.758	1.466	5	1'52.865	1.826	20	1'52.675	1.961	73	1'52.565	0.893	Lap 9		
49	1'55.852	1.560	54	1'52.927	2.487	12	1'52.781	2.450	21	1'52.908	2.640	93	1'52.338	
37	1'55.951	1.659	37	1'52.864	2.702	54	1'52.576	3.823	20	1'52.824	3.284	73	1'52.758	1.711
79	1'56.051	1.759	49	1'52.834	2.894	49	1'53.072	4.849	54	1'52.877	4.699	21	1'52.915	3.850
1	1'56.248	1.956	79	1'53.202	3.701	5	1'54.581	5.081	12	1'53.865	5.415	20	1'52.821	4.404
72	1'56.403	2.111	1	1'53.482	4.169	37	1'53.572	5.290	49	1'52.590	5.542	54	1'52.503	5.214
42	1'56.750	2.458	63	1'53.868	4.262	79	1'53.274	5.561	37	1'53.611	7.711	49	1'52.306	6.183
33	1'56.804	2.512	72	1'53.528	4.410	63	1'53.181	5.961	79	1'53.646	7.856	12	1'53.824	8.619
10	1'56.923	2.631	33	1'53.493	4.520	33	1'53.276	7.015	63	1'53.640	8.326	79	1'53.095	9.101
43	1'57.433	3.141	42	1'53.418	4.696	72	1'53.183	7.084	5	1'54.515	8.537	63	1'52.989	10.070
23	1'57.813	3.521	10	1'53.447	4.988	42	1'53.501	7.491	72	1'53.080	8.959	72	1'53.552	11.156
7	1'58.211	3.919	43	1'53.425	5.311	10	1'54.192	8.378	42	1'53.741	10.375	37	1'54.732	11.583
25	1'58.805	4.513	23	1'53.242	5.511	23	1'53.813	8.609	10	1'53.493	10.689	42	1'53.583	12.879
35	1'59.035	4.743	7	1'53.407	5.909	1	1'55.135	8.810	33	1'54.105	10.796	10	1'53.625	13.222
Lap 2			25	1'53.315	6.041	43	1'53.805	9.155	23	1'53.367	11.039	23	1'53.507	13.777
93	1'52.247		35	1'54.458	9.300	25	1'54.285	9.389	1	1'53.589	11.637	33	1'54.143	14.175
73	1'52.312	0.115	Lap 4			7	1'54.054	9.623	25	1'53.406	12.198	1	1'53.703	14.501
21	1'52.128	0.451	93	1'52.226		35	1'54.822	14.854	43	1'54.390	13.043	25	1'53.604	14.861
20	1'52.686	0.921	73	1'52.288	0.296	Lap 6			7	1'53.826	13.258	7	1'53.916	16.790
12	1'52.634	1.198	21	1'52.482	1.019	93	1'52.126		35	1'54.871	20.098	43	1'54.637	17.407
5	1'52.648	1.330	20	1'52.427	1.379	73	1'52.125	0.552	Lap 8			35	1'55.134	26.030
54	1'52.940	1.929	12	1'52.561	1.762	21	1'52.608	1.956	93	1'52.239		Lap 10		
37	1'52.795	2.207	5	1'52.993	2.593	20	1'52.849	2.684	73	1'52.637	1.291	93	1'52.932	
49	1'53.116	2.429	54	1'53.079	3.340	12	1'53.450	3.774	21	1'52.872	3.273	73	1'52.883	1.662
63	1'53.544	2.763	37	1'53.335	3.811	54	1'52.349	4.046	20	1'52.876	3.921	21	1'53.273	4.191
79	1'53.356	2.868	49	1'53.202	3.870	49	1'52.453	5.176	54	1'52.589	5.049	20	1'52.880	4.352
1	1'53.347	3.056	79	1'52.905	4.380	5	1'53.291	6.246	49	1'52.912	6.215	54	1'52.237	4.519
72	1'53.387	3.251	63	1'52.837	4.873	37	1'53.160	6.324	12	1'53.957	7.133	49	1'52.310	5.561
33	1'53.131	3.396	1	1'53.825	5.768	79	1'52.999	6.434	79	1'52.727	8.344	79	1'53.736	9.905
42	1'53.436	3.647	33	1'53.538	5.832	63	1'53.075	6.910	37	1'53.717	9.189	63	1'53.119	10.257
10	1'53.526	3.910	72	1'53.810	5.994	72	1'53.145	8.103	63	1'53.332	9.419	12	1'54.988	10.675
43	1'53.361	4.255	42	1'53.613	6.083	42	1'53.493	8.858	72	1'53.222	9.942	72	1'52.848	11.072
23	1'53.364	4.638	10	1'53.517	6.279	33	1'54.026	8.915	42	1'53.498	11.634	37	1'54.173	12.824
7	1'53.199	4.871	23	1'53.604	6.889	10	1'53.168	9.420	10	1'53.485	11.935	42	1'53.654	13.601

 Lapped rider

These data/results cannot be reproduced, stored and/or transmitted in whole or in part by any manner of electronic, mechanical, photocopying, recording, broadcasting or otherwise now known or herein after developed without the previous express consent by the copyright owner, except for reproduction in daily press and regular printed publications on sale to the public within 60 days of the event related to those data/results and always provided that copyright symbol appears together as follows below.

© DORNA, 2025

Official MotoGP Timing by

www.motogp.com

Doha, Saturday, April 12, 2025

Num	Lap Time	Gap
10	1'53.908	14.198
23	1'53.453	14.298
33	1'53.631	14.874
1	1'53.641	15.210
25	1'53.504	15.433
7	1'53.579	17.437
43	1'54.425	18.900
35	1'55.426	28.524

Lap 11

93	1'53.218	
73	1'53.133	1.577
21	1'53.015	3.988
54	1'53.068	4.369
20	1'53.459	4.593
49	1'52.756	5.099
79	1'53.512	10.199
63	1'53.295	10.334
72	1'53.446	11.300
12	1'55.097	12.554
37	1'54.070	13.676
42	1'53.890	14.273
23	1'53.328	14.408
33	1'53.803	15.459
10	1'54.607	15.587
1	1'53.783	15.775
25	1'54.102	16.317
7	1'53.703	17.922
43	1'54.592	20.274
35	1'55.800	31.106

Lapped rider

These data/results cannot be reproduced, stored and/or transmitted in whole or in part by any manner of electronic, mechanical, photocopying, recording, broadcasting or otherwise now known or herein after developed without the previous express consent by the copyright owner, except for reproduction in daily press and regular printed publications on sale to the public within 60 days of the event related to those data/results and always provided that copyright symbol appears together as follows below.

© DORNA, 2025

Official MotoGP Timing by  TISSOT

www.motogp.com

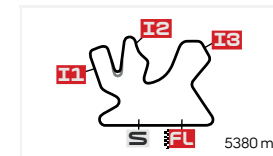
Doha, Saturday, April 12, 2025

Page 2 of 2

2025 ROOKIE OF THE YEAR CLASSIFICATION

QATAR AIRWAYS GRAND PRIX OF QATAR

TISSOT SPRINT



Lusail International Circuit

Rider	Points	Leader	Prev	THA	ARG	AME	QAT	SPA	FRA	GBR	ARA	ITA	NED	GER	CZE	AUT	HUN	CAT	RSM	JPN	INA	AUS	MAL	POR	VAL
1 OGURA Ai [JPN]	28			17 11 6	- - -	8 7 1	3 3																		
2 ALDEGUER Fermin [SPA]	9	19	19	3 3 -	- - -	- - -	6 6																		

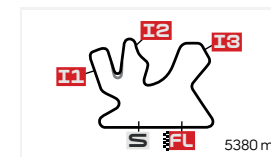
These data/results cannot be reproduced, stored and/or transmitted in whole or in part by any manner of electronic, mechanical, photocopying, recording, broadcasting or otherwise now known or herein after developed without the previous express consent by the copyright owner, except for reproduction in daily press and regular printed publications on sale to the public within 60 days of the event related to those data/results and always provided that copyright symbol appears together as follows below.

© DORNA, 2025

2025 INDEPENDENT TEAM CLASSIFICATION

QATAR AIRWAYS GRAND PRIX OF QATAR

TISSOT SPRINT



Lusail International Circuit

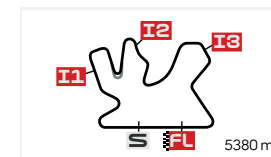
Rider	Points	Leader	Prev	THA	ARG	AME	QAT	SPA	FRA	GBR	ARA	ITA	NED	GER	CZE	AUT	HUN	CAT	RSM	JPN	INA	AUS	MAL	POR	VAL	
1 MARQUEZ Alex [SPA]	96			29 20 9	29 20 9	29 20 9	9 9																			
2 MORBIDELLI Franco [ITA]	62	34	34	18 13 5	19 16 3	18 13 5	7 7																			
3 DI GIANNANTONIO Fabio [ITA]	48	48	14	6 6 -	16 11 5	22 16 6	4 4																			
4 OGURA Ai [JPN]	28	68	20	17 11 6	- - -	8 7 1	3 3																			
5 ZARCO Johann [FRA]	25	71	3	9 9 -	16 10 6	- - -	- -																			
6 MILLER Jack [AUS]	19	77	6	5 5 -	3 3 -	11 11 -	- -																			
7 BASTIANINI Enea [ITA]	16	80	3	7 7 -	- - -	9 9 -	- -																			
8 ALDEGUER Fermin [SPA]	9	87	7	3 3 -	- - -	- - -	6 6																			
9 VIÑALES Maverick [SPA]	6	90	3	- - -	4 4 -	2 2 -	- -																			
10 FERNANDEZ Raul [SPA]	5	91	1	- - -	1 1 -	4 4 -	- -																			
11 FERNANDEZ Augusto [SPA]	3	93	2	- - -	- - -	3 3 -	- -																			
12 OLIVEIRA Miguel [POR]	2	94	1	2 2 -	- - -	- - -	- -																			

These data/results cannot be reproduced, stored and/or transmitted in whole or in part by any manner of electronic, mechanical, photocopying, recording, broadcasting or otherwise now known or herein after developed without the previous express consent by the copyright owner, except for reproduction in daily press and regular printed publications on sale to the public within 60 days of the event related to those data/results and always provided that copyright symbol appears together as follows below.
 © DORNA, 2025

2025 INDEPENDENT TEAM CLASSIFICATION

QATAR AIRWAYS GRAND PRIX OF QATAR

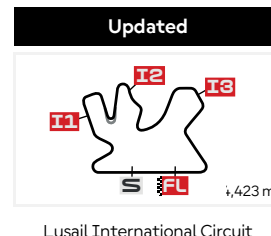
TISSOT SPRINT



Lusail International Circuit

Team	Points	Leader	Previous	THA	ARG	AME	QAT	SPA	FRA	GBR	ARA	ITA	NED	GER	CZE	AUT	HUN	CAT	RSM	JPN	INA	AUS	MAL	POR	VAL
1 PERTAMINA ENDURO VR46 RACING TEAM	110			24	35	40	11																		
2 BK8 GRESINI RACING MOTOGP	105	5	5	32	29	29	15																		
3 TRACKHOUSE MOTOGP TEAM	33	77	72	17	1	12	3																		
4 LCR HONDA	25	85	8	9	16	-	-																		
5 PRIMA PRAMAC YAMAHA MOTOGP	24	86	1	7	3	14	-																		
6 RED BULL KTM TECH3	22	88	2	7	4	11	-																		

These data/results cannot be reproduced, stored and/or transmitted in whole or in part by any manner of electronic, mechanical, photocopying, recording, broadcasting or otherwise now known or herein after developed without the previous express consent by the copyright owner, except for reproduction in daily press and regular printed publications on sale to the public within 60 days of the event related to those data/results and always provided that copyright symbol appears together as follows below.
 © DORNA, 2025



TISSOT SPRINT - STARTING GRID

QATAR AIRWAYS GRAND PRIX OF QATAR

RACE: 11 LAPS = 59.18 KM

1	1 1'50.499 93 Marc MARQUEZ Ducati	2	2 1'50.600 73 Alex MARQUEZ Ducati	3	3 1'50.759 20 Fabio QUARTARARO Yamaha
2	4 1'50.810 21 Franco MORBIDELLI Ducati	5	5 1'50.929 49 Fabio DI GIANNANTONIO Ducati	6	6 1'51.059 12 Maverick VIÑALES KTM
3	7 1'51.113 5 Johann ZARCO Honda	8	8 1'51.121 54 Fermin ALDEGUER Ducati	9	9 1'51.174 42 Alex RINS Yamaha
4	10 1'51.340 79 Ai OGURA Aprilia	11	11 1'51.580 63 Francesco BAGNAIA Ducati	12	12 1'51.680 37 Pedro ACOSTA KTM
5	13 1'51.553 72 Marco BEZZECCHI Aprilia	14	14 1'51.655 1 Jorge MARTIN Aprilia	15	15 1'51.728 10 Luca MARINI Honda
6	16 1'51.735 43 Jack MILLER Yamaha	17	17 1'51.822 25 Raul FERNANDEZ Aprilia	18	18 1'51.947 33 Brad BINDER KTM
7	19 1'51.975 7 Augusto FERNANDEZ Yamaha	20	20 1'52.178 23 Enea BASTIANINI KTM	21	21 1'53.244 35 Somkiat CHANTRA Honda

The results are provisional until the end of the limit for protest and appeal

Time limit for protest expires 60' after publication of the results - **Franck VAYSSIÉ** Time: **16:40**

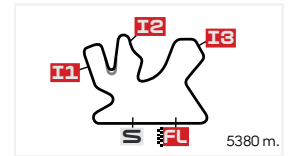
These data/results cannot be reproduced, stored and/or transmitted in whole or in part by any manner of electronic, mechanical, photocopying, recording, broadcasting or otherwise now known or herein after developed without the previous express consent by the copyright owner, except for reproduction in daily press and regular printed publications on sale to the public within 60 days of the event related to those data/results and always provided that copyright symbol appears together as follows below.

© DORNA, 2025

Official MotoGP Timing by TISSOT

www.motogp.com

Doha, Saturday, April 12, 2025



Lusail International Circuit

TOP SPEED & AVERAGE

QATAR AIRWAYS GRAND PRIX OF QATAR TISSOT SPRINT

#	Rider	Nation	Motorcycle	Top 5 speeds					Average	Top
33	Brad BINDER	RSA	KTM	358.8	356.4	355.2	352.9	352.9	354.9	358.8
37	Pedro ACOSTA	SPA	KTM	357.6	357.6	354.0	352.9	349.5	354.3	357.6
49	Fabio DI GIANNANTONIO	ITA	DUCATI	355.2	352.9	351.7	350.6	349.5	352.0	355.2
72	Marco BEZZECCHI	ITA	APRILIA	355.2	354.0	354.0	352.9	350.6	353.3	355.2
63	Francesco BAGNAIA	ITA	DUCATI	354.0	352.9	351.7	351.7	351.7	352.4	354.0
79	Ai OGURA	JPN	APRILIA	354.0	350.6	350.6	349.5	348.3	350.6	354.0
1	Jorge MARTIN	SPA	APRILIA	352.9	350.6	349.5	349.5	349.5	350.3	352.9
23	Enea BASTIANINI	ITA	KTM	352.9	352.9	351.7	351.7	351.7	352.2	352.9
5	Johann ZARCO	FRA	HONDA	351.7	346.1	345.0	345.0	343.9	346.3	351.7
10	Luca MARINI	ITA	HONDA	351.7	350.6	349.5	348.3	348.3	349.5	351.7
25	Raul FERNANDEZ	SPA	APRILIA	351.7	349.5	348.3	348.3	347.2	349.0	351.7
12	Maverick VIÑALES	SPA	KTM	350.6	348.3	348.3	348.3	348.3	348.8	350.6
43	Jack MILLER	AUS	YAMAHA	350.6	348.3	348.3	348.3	347.2	348.5	350.6
21	Franco MORBIDELLI	ITA	DUCATI	348.3	348.3	346.1	345.0	345.0	346.5	348.3
35	Somkiat CHANTRA	THA	HONDA	348.3	342.8	340.6	340.6	339.6	341.6	348.3
42	Alex RINS	SPA	YAMAHA	348.3	347.2	346.1	346.1	343.9	346.3	348.3
54	Fermin ALDEGUER	SPA	DUCATI	348.3	348.3	347.2	347.2	347.2	347.6	348.3
73	Alex MARQUEZ	SPA	DUCATI	347.2	343.9	342.8	342.8	342.8	343.5	347.2
7	Augusto FERNANDEZ	SPA	YAMAHA	346.1	345.0	345.0	345.0	343.9	344.8	346.1
20	Fabio QUARTARARO	FRA	YAMAHA	343.9	342.8	341.7	341.7	340.6	341.7	343.9
93	Marc MARQUEZ	SPA	DUCATI	343.9	343.9	342.8	342.8	341.7	342.6	343.9

These data/results cannot be reproduced, stored and/or transmitted in whole or in part by any manner of electronic, mechanical, photocopying, recording, broadcasting or otherwise now known or herein after developed without the previous express consent by the copyright owner, except for reproduction in daily press and regular printed publications on sale to the public within 60 days of the event related to those data/results and always provided that copyright symbol appears together as follows below.

© DORNA, 2025

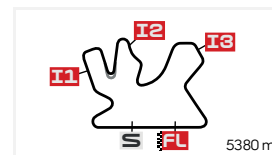
Official MotoGP Timing by www.motogp.com

Doha, Saturday, April 12, 2025

FASTEST LAPS SEQUENCE

QATAR AIRWAYS GRAND PRIX OF QATAR

TISSOT SPRINT



Lusail International Circuit

Lap	Race Time	# Rider	Nation	Motorcycle	Time	Km/h	Riders's Lap
2	3'46.539	93 Marc MARQUEZ	SPA	DUCATI	1'52.247	172.5	2
2	3'46.990	21 Franco MORBIDELLI	ITA	DUCATI	1'52.128	172.7	2
5	9'23.227	93 Marc MARQUEZ	SPA	DUCATI	1'52.093	172.7	5

These data/results cannot be reproduced, stored and/or transmitted in whole or in part by any manner of electronic, mechanical, photocopying, recording, broadcasting or otherwise now known or herein after developed without the previous express consent by the copyright owner, except for reproduction in daily press and regular printed publications on sale to the public within 60 days of the event related to those data/results and always provided that copyright symbol appears together as follows below.

© DORNA, 2025

Official MotoGP Timing by  TISSOTwww.motogp.com

Doha, Saturday, April 12, 2025