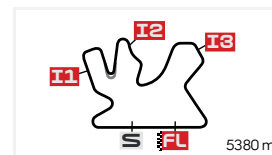


# CLASSIFICATION AFTER 22 LAPS = 118.36 KM

## QATAR AIRWAYS GRAND PRIX OF QATAR

### RACE



Lusail International Circuit

Pos	Pts	#	Rider	Nation	Team	Motorcycle	Total Time	Km/h	Gap
1	25	93	Marc MARQUEZ	SPA	Ducati Lenovo Team	DUCATI	<b>41'29.186</b>	171.1	
2	20	12	Maverick VIÑALES	SPA	Red Bull KTM Tech3	KTM	<b>41'30.986</b>	171.0	1.800
3	16	63	Francesco BAGNAIA	ITA	Ducati Lenovo Team	DUCATI	<b>41'33.721</b>	170.8	4.535
4	13	21	Franco MORBIDELLI	ITA	Pertamina Enduro VR46 Racing Team	DUCATI	<b>41'35.681</b>	170.7	6.495
5	11	5	Johann ZARCO	FRA	CASTROL Honda LCR	HONDA	<b>41'35.854</b>	170.7	6.668
6	10	54	Fermin ALDEGUER	SPA	BK8 Gresini Racing MotoGP	DUCATI	<b>41'36.670</b>	170.6	7.484
7	9	73	Alex MARQUEZ	SPA	BK8 Gresini Racing MotoGP	DUCATI	<b>41'38.950</b>	170.5	9.764
8	8	20	Fabio QUARTARARO	FRA	Monster Energy Yamaha MotoGP Team	YAMAHA	<b>41'42.081</b>	170.2	12.895
9	7	37	Pedro ACOSTA	SPA	Red Bull KTM Factory Racing	KTM	<b>41'43.405</b>	170.2	14.219
10	6	72	Marco BEZZECCHI	ITA	Aprilia Racing	APRILIA	<b>41'43.554</b>	170.1	14.368
11	5	10	Luca MARINI	ITA	Honda HRC Castrol	HONDA	<b>41'44.323</b>	170.1	15.137
12	4	23	Enea BASTIANINI	ITA	Red Bull KTM Tech3	KTM	<b>41'46.645</b>	169.9	17.459
13	3	42	Alex RINS	SPA	Monster Energy Yamaha MotoGP Team	YAMAHA	<b>41'46.749</b>	169.9	17.563
14	2	33	Brad BINDER	RSA	Red Bull KTM Factory Racing	KTM	<b>41'46.818</b>	169.9	17.632
15	1	79	Ai OGURA	JPN	Trackhouse MotoGP Team	APRILIA	<b>41'47.944</b>	169.8	18.758
16		49	Fabio DI GIANNANTONIO	ITA	Pertamina Enduro VR46 Racing Team	DUCATI	<b>41'55.526</b>	169.3	26.340
17		25	Raul FERNANDEZ	SPA	Trackhouse MotoGP Team	APRILIA	<b>41'56.111</b>	169.3	26.925
18		35	Somkiat CHANTRA	THA	IDEMITSU Honda LCR	HONDA	<b>42'07.372</b>	168.5	38.186
<b>Not classified</b>									
		1	Jorge MARTIN	SPA	Aprilia Racing	APRILIA	<b>24'46.391</b>	169.3	9 laps
		7	Augusto FERNANDEZ	SPA	Prima Pramac Yamaha MotoGP	YAMAHA	<b>24'48.271</b>	169.1	9 laps
		36	Joan MIR	SPA	Honda HRC Castrol	HONDA	<b>23'08.743</b>	167.3	10 laps
		43	Jack MILLER	AUS	Prima Pramac Yamaha MotoGP	YAMAHA	<b>18'02.960</b>	160.9	13 laps

The results are provisional until the end of the limit for protest and appeals.

Time limit for protest expires 60' after publication of the results - ..... **Franck VAYSSIÉ** ..... Time: **20:56** .....

These data/results cannot be reproduced, stored and/or transmitted in whole or in part by any manner of electronic, mechanical, photocopying, recording, broadcasting or otherwise now known or herein after developed without the previous express consent by the copyright owner, except for reproduction in daily press and regular printed publications on sale to the public within 60 days of the event related to those data/results and always provided that copyright symbol appears together as follows below.

© DORNA, 2025

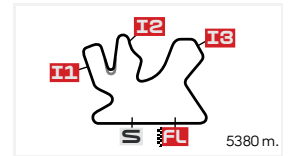
Official MotoGP Timing by

www.motogp.com

Doha, Sunday, April 13, 2025

# CLASSIFICATION AFTER 22 LAPS = 118.36 KM

## QATAR AIRWAYS GRAND PRIX OF QATAR RACE



Lusail International Circuit

Pos Pts # Rider Nation Team Motorcycle Total Time Km/h Gap

<b>Race condition: Dry</b> Air: 28° Humidity: 40% Ground: 33°	<b>Pole Position:</b>	Marc MARQUEZ	1'50.499	175.2 Km/h
	<b>Fastest Lap (New record):</b>	Lap 19 Marc MARQUEZ	1'52.561	172.0 Km/h
	<b>Best Race Lap:</b>	2024 Pedro ACOSTA	1'52.657	171.9 Km/h
	<b>All-Time Lap Record:</b>	2025 Marc MARQUEZ	1'50.499	175.2 Km/h

19:35'00	<b>SIGHTING LAP START</b>
19:39'55	All bikes on grid
19:59'43	<b>WARM UP LAP START</b>
20:02'35	<b>RACE START</b>
20:04'15	<b>No jump starts</b>
20:09'54 <u>Alex MARQUEZ</u>	<u>long lap penalty due to irresponsible riding</u>
20:13'05 <u>Alex MARQUEZ</u>	<u>long lap penalty - COMPLETED</u>
20:18'22 Jack MILLER	crashed out - Rider OK
20:18'41 Jack MILLER	re-joined race
20:20'37 Jack MILLER	entered pits and retired
20:20'38 <u>Fabio DI GIANNANTONIO</u>	<u>to drop 1 position due to irresponsible riding</u>
20:21'02 <u>Fabio DI GIANNANTONIO</u>	<u>to drop 1 position - COMPLETED</u>
20:25'43 Joan MIR	entered pits and retired
20:28'09 Augusto FERNANDEZ	crashed out - Rider OK
20:28'57 Jorge MARTIN	crashed out - Rider OK

The results are provisional until the end of the limit for protest and appeals.

Time limit for protest expires 60' after publication of the results - ..... **Franck VAYSSIÉ** ..... Time: **20:56**

These data/results cannot be reproduced, stored and/or transmitted in whole or in part by any manner of electronic, mechanical, photocopying, recording, broadcasting or otherwise now known or herein after developed without the previous express consent by the copyright owner, except for reproduction in daily press and regular printed publications on sale to the public within 60 days of the event related to those data/results and always provided that copyright symbol appears together as follows below.

© DORNA, 2025

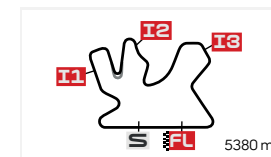
Official MotoGP Timing by

www.motogp.com

Doha, Sunday, April 13, 2025

# WORLD CHAMPIONSHIP CLASSIFICATION

## QATAR AIRWAYS GRAND PRIX OF QATAR



Lusail International Circuit

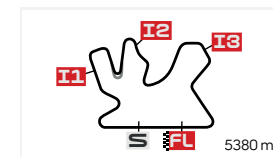
Rider	Points	Leader	Prev	THA	ARG	AME	QAT	SPA	FRA	GBR	ARA	ITA	NED	GER	CZE	AUT	HUN	CAT	RSM	JPN	INA	AUS	MAL	POR	VAL
1 <b>MARQUEZ</b> Marc [SPA]	123			37 25 12	37 25 12	12 - 12	37 25 12																		
2 <b>MARQUEZ</b> Alex [SPA]	105	18	18	29 20 9	29 20 9	29 20 9	18 9 9																		
3 <b>BAGNAIA</b> Francesco [ITA]	93	30	12	23 16 7	20 13 7	32 25 7	18 16 2																		
4 <b>MORBIDELLI</b> Franco [ITA]	75	48	18	18 13 5	19 16 3	18 13 5	20 13 7																		
5 <b>DI GIANNANTONIO</b> Fabio [ITA]	48	75	27	6 6 -	16 11 5	22 16 6	4 0 4																		
6 <b>ZARCO</b> Johann [FRA]	36	87	12	9 9 0	16 10 6	0 0 0	11 11 -																		
7 <b>BEZZECCHI</b> Marco [ITA]	31	92	5	10 10 0	4 - 4	10 10 0	7 6 1																		
8 <b>OGURA</b> Ai [JPN]	29	94	2	17 11 6	0 - 0	8 7 1	4 1 3																		
9 <b>QUARTARARO</b> Fabio [FRA]	29	94	0	4 1 3	2 2 0	10 6 4	13 8 5																		
10 <b>VIÑALES</b> Maverick [SPA]	26	97	3	0 0 0	4 4 0	2 2 -	20 20 0																		
11 <b>MARINI</b> Luca [ITA]	25	98	1	4 4 0	6 6 0	10 8 2	5 5 0																		

These data/results cannot be reproduced, stored and/or transmitted in whole or in part by any manner of electronic, mechanical, photocopying, recording, broadcasting or otherwise now known or herein after developed without the previous express consent by the copyright owner, except for reproduction in daily press and regular printed publications on sale to the public within 60 days of the event related to those data/results and always provided that copyright symbol appears together as follows below.

© DORNA, 2025

# WORLD CHAMPIONSHIP CLASSIFICATION

## QATAR AIRWAYS GRAND PRIX OF QATAR



Lusail International Circuit

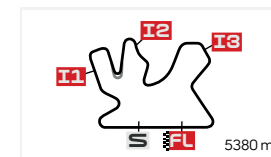
Rider	Points	Leader	Prev	THA	ARG	AME	QAT	SPA	FRA	GBR	ARA	ITA	NED	GER	CZE	AUT	HUN	CAT	RSM	JPN	INA	AUS	MAL	POR	VAL
12 <b>ACOSTA</b> Pedro [SPA]	23	100	2	4 0 4	9 8 1	3 - 3	7 7 0																		
13 <b>BINDER</b> Brad [RSA]	21	102	2	10 8 2	9 9 -	0 - 0	2 2 0																		
14 <b>BASTIANINI</b> Enea [ITA]	20	103	1	7 7 0	0 0 0	9 9 0	4 4 0																		
15 <b>MILLER</b> Jack [AUS]	19	104	1	5 5 -	3 3 0	11 11 0	0 0																		
16 <b>ALDEGUER</b> Fermin [SPA]	19	104	0	3 3 0	0 0 0	0 - 0	16 10 6																		
17 <b>RINS</b> Alex [SPA]	13	110	6	0 0 0	5 5 0	5 5 0	3 3 0																		
18 <b>MIR</b> Joan [SPA]	10	113	3	1 - 1	9 7 2	- - -	- -																		
19 <b>FERNANDEZ</b> Raul [SPA]	5	118	5	0 - 0	1 1 0	4 4 0	0 0 0																		
20 <b>FERNANDEZ</b> Augusto [SPA]	3	120	2	- - -	- - -	3 3 0	0 0																		
21 <b>OLIVEIRA</b> Miguel [POR]	2	121	1	2 2 0	- - -	- - -	- -																		
22 <b>SAVADORI</b> Lorenzo [ITA]	1	122	1	0 0 0	- - -	1 1 0	- -																		

These data/results cannot be reproduced, stored and/or transmitted in whole or in part by any manner of electronic, mechanical, photocopying, recording, broadcasting or otherwise now known or herein after developed without the previous express consent by the copyright owner, except for reproduction in daily press and regular printed publications on sale to the public within 60 days of the event related to those data/results and always provided that copyright symbol appears together as follows below.

© DORNA, 2025

# WORLD CHAMPIONSHIP CLASSIFICATION

## QATAR AIRWAYS GRAND PRIX OF QATAR



Lusail International Circuit

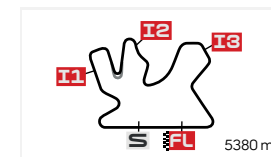
Rider	Points	Leader	Prev	THA	ARG	AME	QAT	SPA	FRA	GBR	ARA	ITA	NED	GER	CZE	AUT	HUN	CAT	RSM	JPN	INA	AUS	MAL	POR	VAL
23 <b>CHANTRA</b> Somkiat [THA]	0	123	1	0 0 0	0 0 0	0 0 0	0 0 0																		
24 <b>MARTIN</b> Jorge [SPA]	0	123	0	- - -	- - -	- - -	0 0																		

These data/results cannot be reproduced, stored and/or transmitted in whole or in part by any manner of electronic, mechanical, photocopying, recording, broadcasting or otherwise now known or herein after developed without the previous express consent by the copyright owner, except for reproduction in daily press and regular printed publications on sale to the public within 60 days of the event related to those data/results and always provided that copyright symbol appears together as follows below.

© DORNA, 2025

# WORLD CHAMPIONSHIP CLASSIFICATION

## QATAR AIRWAYS GRAND PRIX OF QATAR



Lusail International Circuit

Constructor	Points	Leader	Previous	THA	ARG	AME	QAT	SPA	FRA	GBR	ARA	ITA	NED	GER	CZE	AUT	HUN	CAT	RSM	JPN	INA	AUS	MAL	POR	VAL
1 DUCATI	148			37	37	37	37																		
2 KTM	54	94	94	12	10	12	20																		
3 HONDA	47	101	7	10	16	10	11																		
4 APRILIA	42	106	5	17	5	11	9																		
5 YAMAHA	41	107	1	8	5	15	13																		

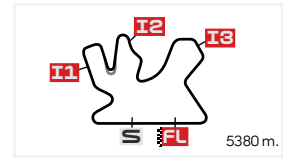
Team	Points	Leader	Previous	THA	ARG	AME	QAT	SPA	FRA	GBR	ARA	ITA	NED	GER	CZE	AUT	HUN	CAT	RSM	JPN	INA	AUS	MAL	POR	VAL
1 Ducati Lenovo Team	216			60	57	44	55																		
2 BK8 Gresini Racing MotoGP	124	92	92	32	29	29	34																		
3 Pertamina Enduro VR46 Racing Team	123	93	1	24	35	40	24																		
4 Red Bull KTM Tech3	46	170	77	7	4	11	24																		
5 Red Bull KTM Factory Racing	44	172	2	14	18	3	9																		
6 Monster Energy Yamaha MotoGP Team	42	174	2	4	7	15	16																		
7 LCR Honda	36	180	6	9	16	-	11																		
8 Honda HRC Castrol	35	181	1	5	15	10	5																		
9 Trackhouse MotoGP Team	34	182	1	17	1	12	4																		
10 Aprilia Racing	32	184	2	10	4	11	7																		
11 Prima Pramac Yamaha MotoGP	24	192	8	7	3	14	-																		

These data/results cannot be reproduced, stored and/or transmitted in whole or in part by any manner of electronic, mechanical, photocopying, recording, broadcasting or otherwise now known or herein after developed without the previous express consent by the copyright owner, except for reproduction in daily press and regular printed publications on sale to the public within 60 days of the event related to those data/results and always provided that copyright symbol appears together as follows below.

© DORNA, 2025

LAP CHART

QATAR AIRWAYS GRAND PRIX OF QATAR RACE



Lusail International Circuit

Pos	1	2	3	4	5	6	7	8	9	10	11	12	13	14	15	16	17	18	19	20	21	22
Grid	<b>93</b>	73	20	21	49	12	5	54	42	79	63	37	72	1	10	43	25	33	7	23	36	35
<b>1</b>	21	<b>93</b>	73	49	12	20	63	5	54	42	79	10	72	37	33	43	25	1	23	36	7	35
<b>2</b>	21	<b>93</b>	73	49	12	63	5	20	54	79	10	42	37	72	33	43	25	23	1	36	7	35
<b>3</b>	21	<b>93</b>	12	63	5	54	20	73	37	79	10	42	72	33	25	43	23	1	36	7	49	35
<b>4</b>	21	<b>93</b>	63	12	5	54	73	20	37	79	10	42	72	33	43	23	25	1	36	7	49	35
<b>5</b>	21	63	<b>93</b>	12	5	73	54	20	37	79	10	72	33	42	43	23	25	1	36	7	49	35
<b>6</b>	21	63	<b>93</b>	12	5	54	37	20	79	10	72	73	33	42	23	43	25	1	36	7	49	35
<b>7</b>	21	<b>93</b>	12	63	5	54	37	20	10	79	73	72	33	42	23	43	25	1	36	49	7	35
<b>8</b>	21	<b>93</b>	12	63	5	54	37	20	10	79	73	72	33	42	23	43	1	25	36	49	7	35
<b>9</b>	21	<b>93</b>	12	63	5	54	37	20	10	73	79	72	33	42	23	1	25	7	49	36	35	43
<b>10</b>	21	12	<b>93</b>	63	5	54	37	20	73	10	79	72	33	42	23	1	25	7	36	49	35	
<b>L</b>	12	<b>93</b>	63	21	5	54	37	73	20	10	33	79	72	42	23	1	25	7	49	36	35	
<b>a</b>	12	<b>93</b>	63	5	21	54	37	73	20	10	33	72	23	42	79	1	25	49	7	35	36	
<b>p</b>	12	<b>93</b>	63	5	21	54	73	37	20	33	10	72	23	79	42	25	1	49	7	35		
<b>s</b>	12	<b>93</b>	63	5	21	54	73	37	20	33	10	72	23	79	42	25	49	35				
<b>15</b>	12	<b>93</b>	63	5	21	54	73	37	20	33	72	10	23	79	42	25	49	35				
<b>16</b>	<b>93</b>	12	63	5	21	54	73	20	37	33	72	10	42	79	23	25	49	35				
<b>17</b>	<b>93</b>	12	63	5	21	54	73	20	37	72	33	10	79	23	42	25	49	35				
<b>18</b>	<b>93</b>	12	63	5	21	54	73	20	37	72	33	10	23	42	79	49	25	35				
<b>19</b>	<b>93</b>	12	63	5	21	54	73	20	37	72	33	10	23	42	79	49	25	35				
<b>20</b>	<b>93</b>	12	63	21	5	54	73	20	37	72	10	33	23	42	79	49	25	35				
<b>21</b>	<b>93</b>	12	63	21	5	54	73	20	37	72	10	23	33	42	79	49	25	35				
<b>22</b>	<b>93</b>	12	63	21	5	54	73	20	37	72	10	23	42	33	79	49	25	35				

Winner     Lapped rider

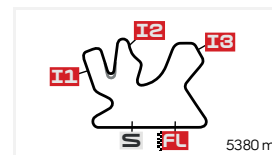
These data/results cannot be reproduced, stored and/or transmitted in whole or in part by any manner of electronic, mechanical, photocopying, recording, broadcasting or otherwise now known or herein after developed without the previous express consent by the copyright owner, except for reproduction in daily press and regular printed publications on sale to the public within 60 days of the event related to those data/results and always provided that copyright symbol appears together as follows below.

© DORNA, 2025

Official MotoGP Timing by  TISSOT

www.motogp.com

Doha, Sunday, April 13, 2025



Lusail International Circuit

# FASTEST LAP OF EACH RIDER

## QATAR AIRWAYS GRAND PRIX OF QATAR RACE

#	Rider	Nation	Team	Motorcycle	Time	Lap Total	Gap
1	93 <b>Marc MARQUEZ</b>	SPA	Ducati Lenovo Team	DUCATI	<b>1'52.561</b>	19 22	
2	12 <b>Maverick VIÑALES</b>	SPA	Red Bull KTM Tech3	KTM	<b>1'52.704</b>	6 22	0.143 0.143
3	63 <b>Francesco BAGNAIA</b>	ITA	Ducati Lenovo Team	DUCATI	<b>1'52.710</b>	12 22	0.149 0.006
4	49 <b>Fabio DI GIANNANTONIO</b>	ITA	Pertamina Enduro VR46 Racing Team	DUCATI	<b>1'52.741</b>	18 22	0.180 0.031
5	73 <b>Alex MARQUEZ</b>	SPA	BK8 Gresini Racing MotoGP	DUCATI	<b>1'52.886</b>	15 22	0.325 0.145
6	21 <b>Franco MORBIDELLI</b>	ITA	Pertamina Enduro VR46 Racing Team	DUCATI	<b>1'52.891</b>	5 22	0.330 0.005
7	54 <b>Fermin ALDEGUER</b>	SPA	BK8 Gresini Racing MotoGP	DUCATI	<b>1'52.938</b>	9 22	0.377 0.047
8	5 <b>Johann ZARCO</b>	FRA	CASTROL Honda LCR	HONDA	<b>1'52.980</b>	5 22	0.419 0.042
9	23 <b>Enea BASTIANINI</b>	ITA	Red Bull KTM Tech3	KTM	<b>1'53.043</b>	10 22	0.482 0.063
10	79 <b>Ai OGURA</b>	JPN	Trackhouse MotoGP Team	APRILIA	<b>1'53.063</b>	5 22	0.502 0.020
11	72 <b>Marco BEZZECCHI</b>	ITA	Aprilia Racing	APRILIA	<b>1'53.112</b>	8 22	0.551 0.049
12	42 <b>Alex RINS</b>	SPA	Monster Energy Yamaha MotoGP Tea	YAMAHA	<b>1'53.114</b>	9 22	0.553 0.002
13	33 <b>Brad BINDER</b>	RSA	Red Bull KTM Factory Racing	KTM	<b>1'53.119</b>	5 22	0.558 0.005
14	10 <b>Luca MARINI</b>	ITA	Honda HRC Castrol	HONDA	<b>1'53.132</b>	8 22	0.571 0.013
15	20 <b>Fabio QUARTARARO</b>	FRA	Monster Energy Yamaha MotoGP Tea	YAMAHA	<b>1'53.186</b>	8 22	0.625 0.054
16	37 <b>Pedro ACOSTA</b>	SPA	Red Bull KTM Factory Racing	KTM	<b>1'53.201</b>	6 22	0.640 0.015
17	1 <b>Jorge MARTIN</b>	SPA	Aprilia Racing	APRILIA	<b>1'53.456</b>	9 13	0.895 0.255
18	25 <b>Raul FERNANDEZ</b>	SPA	Trackhouse MotoGP Team	APRILIA	<b>1'53.579</b>	5 22	1.018 0.123
19	43 <b>Jack MILLER</b>	AUS	Prima Pramac Yamaha MotoGP	YAMAHA	<b>1'53.603</b>	7 9	1.042 0.024
20	36 <b>Joan MIR</b>	SPA	Honda HRC Castrol	HONDA	<b>1'53.648</b>	6 12	1.087 0.045
21	7 <b>Augusto FERNANDEZ</b>	SPA	Prima Pramac Yamaha MotoGP	YAMAHA	<b>1'53.714</b>	6 13	1.153 0.066
22	35 <b>Somkiat CHANTRA</b>	THA	IDEMITSU Honda LCR	HONDA	<b>1'54.208</b>	11 22	1.647 0.494

These data/results cannot be reproduced, stored and/or transmitted in whole or in part by any manner of electronic, mechanical, photocopying, recording, broadcasting or otherwise now known or herein after developed without the previous express consent by the copyright owner, except for reproduction in daily press and regular printed publications on sale to the public within 60 days of the event related to those data/results and always provided that copyright symbol appears together as follows below.

© DORNA, 2025

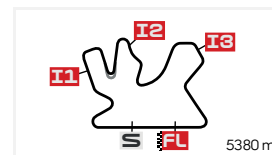
Official MotoGP Timing by

www.motogp.com

Doha, Sunday, April 13, 2025



## EVENT BEST MAXIMUM SPEED

QATAR AIRWAYS GRAND PRIX OF QATAR  
RACE

Lusail International Circuit

#	Rider	Nation	Team	Motorcycle	Km/h	
33	<b>Brad BINDER</b>	<b>RSA</b>	Red Bull KTM Factory Racing	KTM	<b>361.2</b>	Race
72	<b>Marco BEZZECCHI</b>	<b>ITA</b>	Aprilia Racing	APRILIA	<b>357.6</b>	Race
37	<b>Pedro ACOSTA</b>	<b>SPA</b>	Red Bull KTM Factory Racing	KTM	<b>357.6</b>	Tissot Sprint
49	<b>Fabio DI GIANNANTONIO</b>	<b>ITA</b>	Pertamina Enduro VR46 Racing Team	DUCATI	<b>356.4</b>	Qualifying Nr. 2
79	<b>Ai OGURA</b>	<b>JPN</b>	Trackhouse MotoGP Team	APRILIA	<b>356.4</b>	Race
73	<b>Alex MARQUEZ</b>	<b>SPA</b>	BK8 Gresini Racing MotoGP	DUCATI	<b>355.2</b>	Race
23	<b>Enea BASTIANINI</b>	<b>ITA</b>	Red Bull KTM Tech3	KTM	<b>355.2</b>	Race
93	<b>Marc MARQUEZ</b>	<b>SPA</b>	Ducati Lenovo Team	DUCATI	<b>355.2</b>	Qualifying Nr. 2
12	<b>Maverick VIÑALES</b>	<b>SPA</b>	Red Bull KTM Tech3	KTM	<b>354.0</b>	Practice
63	<b>Francesco BAGNAIA</b>	<b>ITA</b>	Ducati Lenovo Team	DUCATI	<b>354.0</b>	Tissot Sprint
25	<b>Raul FERNANDEZ</b>	<b>SPA</b>	Trackhouse MotoGP Team	APRILIA	<b>352.9</b>	Race
21	<b>Franco MORBIDELLI</b>	<b>ITA</b>	Pertamina Enduro VR46 Racing Team	DUCATI	<b>352.9</b>	Qualifying Nr. 2
1	<b>Jorge MARTIN</b>	<b>SPA</b>	Aprilia Racing	APRILIA	<b>352.9</b>	Tissot Sprint
10	<b>Luca MARINI</b>	<b>ITA</b>	Honda HRC Castrol	HONDA	<b>352.9</b>	Race
5	<b>Johann ZARCO</b>	<b>FRA</b>	CASTROL Honda LCR	HONDA	<b>352.9</b>	Qualifying Nr. 2
54	<b>Fermin ALDEGUER</b>	<b>SPA</b>	BK8 Gresini Racing MotoGP	DUCATI	<b>351.7</b>	Race
42	<b>Alex RINS</b>	<b>SPA</b>	Monster Energy Yamaha MotoGP Team	YAMAHA	<b>350.6</b>	Race
43	<b>Jack MILLER</b>	<b>AUS</b>	Prima Pramac Yamaha MotoGP	YAMAHA	<b>350.6</b>	Tissot Sprint
36	<b>Joan MIR</b>	<b>SPA</b>	Honda HRC Castrol	HONDA	<b>350.6</b>	Qualifying Nr. 1
20	<b>Fabio QUARTARARO</b>	<b>FRA</b>	Monster Energy Yamaha MotoGP Team	YAMAHA	<b>349.5</b>	Race
35	<b>Somkiat CHANTRA</b>	<b>THA</b>	IDEMITSU Honda LCR	HONDA	<b>348.3</b>	Tissot Sprint
7	<b>Augusto FERNANDEZ</b>	<b>SPA</b>	Prima Pramac Yamaha MotoGP	YAMAHA	<b>347.2</b>	Qualifying Nr. 1

These data/results cannot be reproduced, stored and/or transmitted in whole or in part by any manner of electronic, mechanical, photocopying, recording, broadcasting or otherwise now known or herein after developed without the previous express consent by the copyright owner, except for reproduction in daily press and regular printed publications on sale to the public within 60 days of the event related to those data/results and always provided that copyright symbol appears together as follows below.

© DORNA, 2025

Official MotoGP Timing by  TISSOT

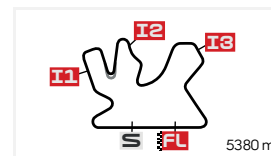
www.motogp.com

Doha, Sunday, April 13, 2025

# CHRONOLOGICAL ANALYSIS OF PERFORMANCES

## QATAR AIRWAYS GRAND PRIX OF QATAR

### RACE



Lusail International Circuit

\* Lap / Sector time cancelled  
 P Crossing the finish line in pit lane  
 \*\* Tyre data subject to further updates

**T1** Time from finish line to 1st intermediate  
**T2** Time from 1st intermed. to 2nd intermed.

**T3** Time from 2nd intermed. to 3rd intermed.  
**T4** Time from 3rd intermediate to finish line

Lap	Lap Time	T1	T2	T3	T4	Speed	Lap	Lap Time	T1	T2	T3	T4	Speed
<b>1st</b>	<b>93</b>	<b>Marc MARQUEZ</b>		DUCATI		SPA	11	<b>1'52.930</b>	27.844	30.276	27.000	27.810	341.7
		Ducati Lenovo Team					12	<b>1'52.839</b>	27.931	30.238	26.933	27.737	340.6
		Runs=1	Total laps=22	Full laps=21	Valid laps=21		13	<b>1'52.824</b>	27.839	30.286	26.967	27.732	339.6
Run #	1	Front Tyre	Slick-Medium	Rear Tyre	Slick-Medium		14						
			New Tyre		New Tyre		15	<b>1'52.724</b>	27.821	30.207	26.954	27.742	341.7
1	1'56.166	30.082	30.836	27.348	27.900	198.8	16	<b>1'53.400</b>	27.916	30.278	26.960	27.687	341.7
2	<b>1'53.849</b>	28.130	30.579	27.289	27.851	345.0	17	<b>1'53.053</b>	27.839	30.395	26.913	27.906	347.2
3	<b>1'53.365</b>	28.021	30.472	27.080	27.792	341.7	18	<b>1'52.854</b>	27.798	30.322	26.904	27.830	346.1
4	<b>1'53.404</b>	27.978	30.381	27.138	27.907	341.7	19	<b>1'52.923</b>	27.818	30.355	26.945	27.805	345.0
5	<b>1'52.857</b>	27.933	30.412	26.842	27.670	338.5	20	<b>1'53.005</b>	27.805	30.417	26.913	27.870	343.9
6	<b>1'52.882</b>	27.940	30.387	26.895	27.660	345.0	21	<b>1'53.301</b>	27.836	30.463	27.089	27.913	343.9
7	<b>1'52.940</b>	27.793	30.377	27.012	27.758	351.7	22	<b>1'53.672</b>	27.960	30.537	27.188	27.987	342.8
8	<b>1'53.187</b>	27.983	30.406	26.972	27.826	341.7							
9	<b>1'53.102</b>	27.817	30.440	27.076	27.769	343.9							
10	<b>1'53.069</b>	27.976	30.377	26.954	27.762	343.9							
11	<b>1'52.984</b>	27.896	30.434	26.926	27.728	350.6							
12	<b>1'52.873</b>	27.924	30.371	26.917	27.661	346.1							
13	<b>1'52.917</b>	27.857	30.329	26.918	27.813	345.0							
14	<b>1'52.734</b>	27.763	30.334	26.915	27.722	347.2							
15	<b>1'52.734</b>	27.728	30.372	26.940	27.694	346.1							
16	<b>1'52.884</b>	27.801	30.437	26.962	27.684	347.2							
17	<b>1'52.752</b>	27.819	30.257	27.004	27.672	340.6							
18	<b>1'52.662</b>	27.776	30.217	26.967	27.702	341.7							
19	<b>1'52.561</b>	27.695	30.231	26.930	27.705	340.6							
20	<b>1'52.853</b>	27.875	30.266	26.963	27.749	340.6							
21	<b>1'52.957</b>	27.832	30.348	27.027	27.750	340.6							
22	<b>1'53.454</b>	27.895	30.451	27.163	27.945	340.6							
<b>3rd</b>	<b>63</b>	<b>Francesco BAGNAIA</b>		DUCATI		ITA							
		Ducati Lenovo Team											
		Runs=1	Total laps=22	Full laps=21	Valid laps=21								
Run #	1	Front Tyre	Slick-Medium	Rear Tyre	Slick-Medium		11						
			New Tyre		New Tyre		12	<b>1'52.710</b>	27.802	30.265	26.948	27.695	345.0
1	1'56.928	30.715	30.959	27.385	27.869	216.4	13	<b>1'52.778</b>	27.887	30.227	26.925	27.739	346.1
2	<b>1'53.673</b>	27.907	30.653	27.172	27.941	351.7	14	<b>1'52.906</b>	27.869	30.310	26.989	27.738	347.2
3	<b>1'53.421</b>	28.100	30.533	27.048	27.740	345.0	15	<b>1'52.809</b>	27.778	30.322	27.047	27.662	347.2
4	<b>1'52.831</b>	27.812	30.314	26.977	27.728	352.9	16	<b>1'52.826</b>	27.766	30.309	27.016	27.735	346.1
5	<b>1'52.755</b>	27.812	30.250	26.975	27.718	346.1	17	<b>1'52.872</b>	27.782	30.286	27.062	27.742	348.3
6	<b>1'52.815</b>	27.849	30.226	27.051	27.689	346.1	18	<b>1'53.303</b>	27.815	30.369	27.197	27.922	350.6
7	<b>1'53.497</b>	27.996	30.447	27.153	27.901	345.0	19	<b>1'53.498</b>	27.980	30.354	27.187	27.977	345.0
8	<b>1'53.222</b>	27.992	30.467	27.045	27.718	350.6	20	<b>1'53.449</b>	27.942	30.376	27.285	27.846	345.0
9	<b>1'53.161</b>	27.929	30.398	27.095	27.739	348.3	21	<b>1'53.832</b>	27.975	30.612	27.290	27.955	345.0
10	<b>1'52.827</b>	27.894	30.287	26.969	27.677	348.3	22	<b>1'53.984</b>	28.040	30.577	27.340	28.027	342.8
11	<b>1'53.624</b>	27.884	30.659	27.327	27.754	349.5							
12	<b>1'52.710</b>	27.802	30.265	26.948	27.695	345.0							
13	<b>1'52.778</b>	27.887	30.227	26.925	27.739	346.1							
14	<b>1'52.906</b>	27.869	30.310	26.989	27.738	347.2							
15	<b>1'52.809</b>	27.778	30.322	27.047	27.662	347.2							
16	<b>1'52.826</b>	27.766	30.309	27.016	27.735	346.1							
17	<b>1'52.872</b>	27.782	30.286	27.062	27.742	348.3							
18	<b>1'53.303</b>	27.815	30.369	27.197	27.922	350.6							
19	<b>1'53.498</b>	27.980	30.354	27.187	27.977	345.0							
20	<b>1'53.449</b>	27.942	30.376	27.285	27.846	345.0							
21	<b>1'53.832</b>	27.975	30.612	27.290	27.955	345.0							
22	<b>1'53.984</b>	28.040	30.577	27.340	28.027	342.8							

<b>Fastest Lap:</b>	Marc MARQUEZ	SPA	Ducati Lenovo Team	<b>1'52.561</b>	27.695	30.231	26.930	27.705
---------------------	--------------	-----	--------------------	-----------------	--------	--------	--------	--------

These data/results cannot be reproduced, stored and/or transmitted in whole or in part by any manner of electronic, mechanical, photocopying, recording, broadcasting or otherwise now known or herein after developed without the previous express consent by the copyright owner, except for reproduction in daily press and regular printed publications on sale to the public within 60 days of the event related to those data/results and always provided that copyright symbol appears together as follows below.

© DORNA, 2025

Official MotoGP Timing by

www.motogp.com

Doha, Sunday, April 13, 2025

## Race

MotoGP™

Lap	Lap Time	T1	T2	T3	T4	Speed	Lap	Lap Time	T1	T2	T3	T4	Speed
<b>4th</b>	<b>21</b>	<b>Franco MORBIDELLI</b> DUCATI ITA Pertamina Enduro VR46 Racing Team											
		Runs=1	Total laps=22	Full laps=21	Valid laps=21								
Run #	1	Front Tyre	Slick-Medium New Tyre	Rear Tyre	Slick-Medium New Tyre		Run #	1	Front Tyre	Slick-Medium New Tyre	Rear Tyre	Slick-Medium New Tyre	
1	1'55.748	29.998	30.440	27.345	27.965	201.1	1	1'57.430	30.759	31.162	27.555	27.954	210.5
2	<b>1'53.491</b>	28.176	30.328	27.151	27.836	337.5	2	<b>1'53.818</b>	27.987	30.695	27.180	27.956	350.6
3	<b>1'53.154</b>	28.108	30.165	27.031	27.850	338.5	3	<b>1'53.441</b>	28.019	30.564	27.146	27.712	350.6
4	<b>1'53.184</b>	27.910	30.252	27.274	27.748	338.5	4	<b>1'53.306</b>	27.918	30.484	27.133	27.771	346.1
5	<b>1'52.891</b>	27.940	30.133	27.057	27.761	339.6	5	<b>1'53.347</b>	27.898	30.434	27.114	27.901	347.2
6	<b>1'53.176</b>	27.964	30.239	27.117	27.856	338.5	6	<b>1'53.438</b>	27.993	30.453	27.133	27.859	346.1
7	<b>1'53.172</b>	28.006	30.260	27.165	27.741	338.5	7	<b>1'53.134</b>	27.919	30.367	27.089	27.759	342.8
8	<b>1'53.311</b>	27.965	30.260	27.167	27.919	338.5	8	<b>1'53.174</b>	27.880	30.350	27.115	27.829	342.8
9	<b>1'53.337</b>	28.004	30.368	27.065	27.900	338.5	9	<b>1'52.938</b>	27.830	30.310	27.090	27.708	343.9
10	<b>1'53.187</b>	27.820	30.232	27.215	27.920	339.6	10	<b>1'53.072</b>	27.911	30.272	27.124	27.765	345.0
11	<b>1'54.306</b>	28.321	30.603	27.395	27.987	335.4	11	<b>1'53.136</b>	27.882	30.400	27.145	27.709	345.0
12	<b>1'53.692</b>	27.886	30.467	27.406	27.933	350.6	12	<b>1'53.292</b>	27.946	30.299	27.229	27.818	343.9
13	<b>1'53.400</b>	27.901	30.407	27.090	28.002	347.2	13	<b>1'53.126</b>	27.879	30.419	27.042	27.786	345.0
14	<b>1'53.453</b>	27.929	30.487	27.090	27.947	347.2	14	<b>1'53.216</b>	27.900	30.368	27.152	27.796	346.1
15	<b>1'53.316</b>	27.888	30.445	27.188	27.795	346.1	15	<b>1'53.277</b>	27.896	30.358	27.106	27.917	348.3
16	<b>1'53.068</b>	27.783	30.394	27.059	27.832	346.1	16	<b>1'53.295</b>	27.811	30.437	27.183	27.864	348.3
17	<b>1'53.122</b>	27.838	30.335	27.095	27.854	346.1	17	<b>1'53.200</b>	27.920	30.330	27.135	27.815	347.2
18	<b>1'53.280</b>	27.791	30.424	27.225	27.840	345.0	18	<b>1'53.080</b>	27.844	30.429	27.051	27.756	345.0
19	<b>1'53.323</b>	27.861	30.417	27.129	27.916	349.5	19	<b>1'53.290</b>	27.895	30.412	27.183	27.800	348.3
20	<b>1'53.180</b>	27.796	30.321	27.222	27.841	349.5	20	<b>1'53.470</b>	27.992	30.507	27.170	27.801	343.9
21	<b>1'53.274</b>	27.844	30.387	27.230	27.813	343.9	21	<b>1'53.196</b>	27.858	30.374	27.180	27.784	351.7
22	<b>1'53.616</b>	27.925	30.497	27.296	27.898	342.8	22	<b>1'53.994</b>	27.921	30.683	27.382	28.008	349.5
<b>5th</b>	<b>5</b>	<b>Johann ZARCO</b> HONDA FRA CASTROL Honda LCR											
		Runs=1	Total laps=22	Full laps=21	Valid laps=21								
Run #	1	Front Tyre	Slick-Medium New Tyre	Rear Tyre	Slick-Medium New Tyre		Run #	1	Front Tyre	Slick-Medium New Tyre	Rear Tyre	Slick-Medium New Tyre	
1	1'57.131	30.857	30.976	27.379	27.919	207.2	1	1'56.320	30.292	30.772	27.334	27.922	202.6
2	<b>1'53.699</b>	28.003	30.707	27.140	27.849	348.3	2	<b>1'53.904</b>	28.128	30.536	27.294	27.946	343.9
3	<b>1'53.542</b>	28.034	30.553	27.173	27.782	345.0	3	<b>1'54.943</b>	28.011	30.358	28.715	27.859	341.7
4	<b>1'53.236</b>	27.848	30.433	27.065	27.890	345.0	4	<b>1'52.967</b>	27.901	30.175	27.062	27.829	346.1
5	<b>1'52.980</b>	27.763	30.362	27.128	27.727	345.0	5	<b>1'53.165</b>	27.889	30.414	27.071	27.791	351.7
6	<b>1'53.049</b>	27.859	30.341	26.985	27.864	342.8	6	<b>1'55.310</b>	27.956	32.396	27.020	27.938	350.6
7	<b>1'52.993</b>	27.848	30.352	27.019	27.774	340.6	7	<b>1'53.172</b>	27.915	30.471	26.971	27.815	352.9
8	<b>1'53.175</b>	27.905	30.423	27.089	27.758	339.6	8	<b>1'53.043</b>	27.859	30.483	26.916	27.785	355.2
9	<b>1'53.094</b>	27.836	30.415	27.060	27.783	341.7	9	<b>1'53.020</b>	27.875	30.362	26.966	27.817	355.2
10	<b>1'52.996</b>	27.830	30.359	27.113	27.694	342.8	10	<b>1'53.174</b>	27.769	30.491	26.988	27.926	355.2
11	<b>1'53.244</b>	27.894	30.304	27.221	27.825	341.7	11	<b>1'53.836</b>	28.123	30.581	27.236	27.896	350.6
12	<b>1'53.221</b>	27.874	30.394	27.134	27.819	347.2	12	<b>1'53.679</b>	27.979	30.476	27.293	27.931	348.3
13	<b>1'53.109</b>	27.885	30.376	27.112	27.736	338.5	13	<b>1'53.065</b>	27.988	30.400	26.901	27.776	349.5
14	<b>1'53.166</b>	27.885	30.365	27.120	27.796	339.6	14	<b>1'53.023</b>	27.887	30.340	26.954	27.842	343.9
15	<b>1'53.239</b>	27.909	30.360	27.137	27.833	338.5	15	<b>1'52.886</b>	27.868	30.289	26.966	27.763	343.9
16	<b>1'53.445</b>	27.922	30.390	27.346	27.787	337.5	16	<b>1'53.186</b>	27.942	30.421	26.930	27.893	345.0
17	<b>1'53.370</b>	27.927	30.386	27.133	27.924	338.5	17	<b>1'53.068</b>	27.916	30.312	26.991	27.849	346.1
18	<b>1'53.279</b>	27.904	30.375	27.135	27.865	336.4	18	<b>1'52.925</b>	27.804	30.379	26.937	27.805	346.1
19	<b>1'53.502</b>	27.925	30.425	27.170	27.982	336.4	19	<b>1'53.419</b>	27.868	30.566	27.045	27.940	346.1
20	<b>1'53.750</b>	28.166	30.636	27.163	27.785	334.3	20	<b>1'53.162</b>	27.908	30.368	27.014	27.872	345.0
21	<b>1'53.278</b>	27.830	30.391	27.228	27.829	341.7	21	<b>1'53.371</b>	27.887	30.500	27.057	27.927	346.1
22	<b>1'53.356</b>	27.792	30.430	27.208	27.926	341.7	22	<b>1'54.312</b>	27.919	30.805	27.410	28.178	346.1
<b>Fastest Lap:</b>	Marc MARQUEZ	SPA	Ducati Lenovo Team	<b>1'52.561</b>	27.695	30.231	26.930	27.705					

These data/results cannot be reproduced, stored and/or transmitted in whole or in part by any manner of electronic, mechanical, photocopying, recording, broadcasting or otherwise now known or herein after developed without the previous express consent by the copyright owner, except for reproduction in daily press and regular printed publications on sale to the public within 60 days of the event related to those data/results and always provided that copyright symbol appears together as follows below.

© DORNA, 2025

Official MotoGP Timing by  TISSOT

www.motogp.com

Doha, Sunday, April 13, 2025

Page 2 of 6



Lap	Lap Time	T1	T2	T3	T4	Speed	Lap	Lap Time	T1	T2	T3	T4	Speed
<b>8th</b>	<b>20</b>	<b>Fabio QUARTARARO</b> YAMAHA FRA Monster Energy Yamaha MotoGP Team					<b>10th</b>	<b>72</b>	<b>Marco BEZZECCHI</b> APRILIA ITA Aprilia Racing				
	Runs=1	Total laps=22	Full laps=21	Valid laps=21				Runs=1	Total laps=22	Full laps=21	Valid laps=21		
Run #	1	Front Tyre	Slick-Medium New Tyre	Rear Tyre	Slick-Medium New Tyre		Run #	1	Front Tyre	Slick-Medium New Tyre	Rear Tyre	Slick-Medium New Tyre	
1	1'56.817	30.581	30.977	27.338	27.921	200.3	1	1'58.117	31.114	31.417	27.533	28.053	219.5
2	<b>1'54.177</b>	28.217	30.698	27.434	27.828	343.9	2	<b>1'54.258</b>	28.263	30.786	27.188	28.021	350.6
3	<b>1'54.067</b>	28.152	30.853	27.186	27.876	349.5	3	<b>1'53.830</b>	28.256	30.595	27.168	27.811	351.7
4	<b>1'53.564</b>	28.226	30.378	27.061	27.899	338.5	4	<b>1'53.632</b>	28.059	30.596	27.139	27.838	357.6
5	<b>1'53.410</b>	28.004	30.409	27.134	27.863	341.7	5	<b>1'53.136</b>	27.884	30.432	27.108	27.712	356.4
6	<b>1'53.645</b>	28.203	30.506	27.094	27.842	341.7	6	<b>1'53.311</b>	28.026	30.498	27.062	27.725	345.0
7	<b>1'53.411</b>	28.011	30.503	27.086	27.811	341.7	7	<b>1'53.820</b>	28.067	30.491	27.252	28.010	357.6
8	<b>1'53.186</b>	27.994	30.326	27.056	27.810	341.7	8	<b>1'53.112</b>	27.977	30.417	26.975	27.743	349.5
9	<b>1'53.205</b>	27.916	30.312	27.135	27.842	342.8	9	<b>1'53.211</b>	27.973	30.453	26.996	27.789	350.6
10	<b>1'53.422</b>	27.955	30.385	27.167	27.915	343.9	10	<b>1'53.317</b>	28.087	30.410	27.032	27.788	352.9
11	<b>1'54.161</b>	28.367	30.582	27.308	27.904	341.7	11	<b>1'54.047</b>	28.235	30.739	27.114	27.959	355.2
12	<b>1'53.604</b>	28.059	30.381	27.347	27.817	342.8	12	<b>1'53.502</b>	27.901	30.574	27.104	27.923	352.9
13	<b>1'53.801</b>	28.187	30.457	27.237	27.920	343.9	13	<b>1'53.770</b>	28.002	30.720	27.200	27.848	351.7
14	<b>1'53.300</b>	27.947	30.433	27.151	27.769	346.1	14	<b>1'53.600</b>	27.904	30.607	27.182	27.907	356.4
15	<b>1'53.881</b>	28.055	30.647	27.274	27.905	343.9	15	<b>1'53.772</b>	27.937	30.620	27.253	27.962	356.4
16	<b>1'53.399</b>	28.082	30.408	27.207	27.702	346.1	16	<b>1'53.642</b>	27.935	30.594	27.180	27.933	355.2
17	<b>1'53.259</b>	27.894	30.270	27.230	27.865	339.6	17	<b>1'53.683</b>	27.917	30.532	27.236	27.998	351.7
18	<b>1'53.449</b>	28.023	30.274	27.249	27.903	337.5	18	<b>1'53.432</b>	27.957	30.448	27.171	27.856	346.1
19	<b>1'53.263</b>	28.014	30.355	27.173	27.721	337.5	19	<b>1'53.347</b>	28.002	30.372	27.102	27.871	347.2
20	<b>1'53.325</b>	27.992	30.318	27.194	27.821	337.5	20	<b>1'53.480</b>	27.984	30.487	27.048	27.961	347.2
21	<b>1'53.654</b>	28.058	30.406	27.219	27.971	334.3	21	<b>1'53.676</b>	27.967	30.662	27.191	27.856	347.2
22	<b>1'54.081</b>	28.171	30.481	27.419	28.010	332.3	22	<b>1'53.859</b>	27.976	30.570	27.319	27.994	343.9
<b>9th</b>	<b>37</b>	<b>Pedro ACOSTA</b> KTM SPA Red Bull KTM Factory Racing					<b>11th</b>	<b>10</b>	<b>Luca MARINI</b> HONDA ITA Honda HRC Castrol				
	Runs=1	Total laps=22	Full laps=21	Valid laps=21				Runs=1	Total laps=22	Full laps=21	Valid laps=21		
Run #	1	Front Tyre	Slick-Medium New Tyre	Rear Tyre	Slick-Medium New Tyre		Run #	1	Front Tyre	Slick-Medium New Tyre	Rear Tyre	Slick-Medium New Tyre	
1	1'58.168	31.214	31.421	27.498	28.035	216.0	1	1'57.863	31.090	31.262	27.630	27.881	220.8
2	<b>1'54.138</b>	28.052	30.739	27.252	28.095	351.7	2	<b>1'54.330</b>	28.232	30.754	27.247	28.097	348.3
3	<b>1'53.307</b>	27.809	30.442	27.185	27.871	352.9	3	<b>1'53.678</b>	28.050	30.596	27.179	27.853	346.1
4	<b>1'53.260</b>	27.869	30.492	27.176	27.723	349.5	4	<b>1'53.641</b>	28.033	30.530	27.297	27.781	350.6
5	<b>1'53.223</b>	27.865	30.657	26.941	27.760	355.2	5	<b>1'53.202</b>	27.921	30.423	27.069	27.789	351.7
6	<b>1'53.201</b>	27.958	30.478	27.012	27.753	349.5	6	<b>1'53.421</b>	27.912	30.528	27.228	27.753	350.6
7	<b>1'53.208</b>	27.935	30.399	27.078	27.796	349.5	7	<b>1'53.199</b>	28.055	30.328	27.095	27.721	350.6
8	<b>1'53.214</b>	27.986	30.408	26.936	27.884	347.2	8	<b>1'53.132</b>	27.914	30.379	27.097	27.742	350.6
9	<b>1'53.373</b>	27.920	30.495	27.119	27.839	348.3	9	<b>1'53.230</b>	27.889	30.420	27.168	27.753	350.6
10	<b>1'53.702</b>	27.990	30.543	27.202	27.967	347.2	10	<b>1'53.507</b>	28.113	30.450	27.119	27.825	350.6
11	<b>1'53.884</b>	28.217	30.555	27.286	27.826	346.1	11	<b>1'54.073</b>	28.223	30.641	27.278	27.931	349.5
12	<b>1'53.752</b>	28.043	30.458	27.326	27.925	343.9	12	<b>1'53.633</b>	28.035	30.477	27.224	27.897	351.7
13	<b>1'53.926</b>	28.229	30.539	27.222	27.936	343.9	13	<b>1'53.927</b>	28.199	30.694	27.177	27.857	348.3
14	<b>1'53.278</b>	27.908	30.475	27.077	27.818	347.2	14	<b>1'53.613</b>	27.983	30.508	27.230	27.892	351.7
15	<b>1'53.918</b>	28.071	30.683	27.200	27.964	347.2	15	<b>1'54.104</b>	27.953	30.541	27.329	28.281	350.6
16	<b>1'53.916</b>	28.054	30.449	27.529	27.884	346.1	16	<b>1'53.745</b>	28.038	30.659	27.164	27.884	350.6
17	<b>1'53.326</b>	27.879	30.441	27.149	27.857	348.3	17	<b>1'53.689</b>	27.975	30.600	27.153	27.961	352.9
18	<b>1'53.419</b>	27.930	30.499	27.183	27.807	347.2	18	<b>1'53.824</b>	28.082	30.589	27.233	27.920	348.3
19	<b>1'53.876</b>	28.007	30.508	27.334	28.027	346.1	19	<b>1'53.728</b>	28.016	30.587	27.260	27.865	350.6
20	<b>1'53.564</b>	27.967	30.443	27.234	27.920	347.2	20	<b>1'53.654</b>	28.029	30.632	27.113	27.880	350.6
21	<b>1'53.727</b>	27.912	30.535	27.330	27.950	346.1	21	<b>1'53.478</b>	27.901	30.479	27.204	27.894	343.9
22	<b>1'54.025</b>	28.003	30.615	27.323	28.084	346.1	22	<b>1'53.652</b>	27.896	30.536	27.245	27.975	342.8

**Fastest Lap:** Marc MARQUEZ SPA Ducati Lenovo Team **1'52.561** 27.695 30.231 26.930 27.705

These data/results cannot be reproduced, stored and/or transmitted in whole or in part by any manner of electronic, mechanical, photocopying, recording, broadcasting or otherwise now known or herein after developed without the previous express consent by the copyright owner, except for reproduction in daily press and regular printed publications on sale to the public within 60 days of the event related to those data/results and always provided that copyright symbol appears together as follows below.

© DORNA, 2025

Official MotoGP Timing by  TISSOT

www.motogp.com

Doha, Sunday, April 13, 2025

Page 3 of 6

Lap	Lap Time	T1	T2	T3	T4	Speed	Lap	Lap Time	T1	T2	T3	T4	Speed
<b>12th</b>	<b>23</b>	<b>Enea BASTIANINI</b>				KTM	ITA						
		Red Bull KTM Tech3											
		Runs=1	Total laps=22	Full laps=21	Valid laps=21								
Run #	1	Front Tyre	Slick-Medium	Rear Tyre	Slick-Medium		Run #	1	Front Tyre	Slick-Medium	Rear Tyre	Slick-Medium	
		New Tyre		New Tyre									
1	1'59.034	31.663	31.644	27.754	27.973	229.2	1	1'58.428	31.396	31.486	27.507	28.039	225.0
2	<b>1'54.095</b>	28.289	30.594	27.381	27.831	355.2	2	<b>1'54.106</b>	28.140	30.712	27.305	27.949	351.7
3	<b>1'53.967</b>	28.162	30.577	27.361	27.867	352.9	3	<b>1'53.779</b>	28.055	30.750	27.206	27.768	356.4
4	<b>1'53.869</b>	28.291	30.537	27.239	27.802	351.7	4	<b>1'53.646</b>	28.119	30.539	27.263	27.725	361.2
5	<b>1'53.442</b>	27.956	30.477	27.264	27.745	350.6	5	<b>1'53.119</b>	27.923	30.442	27.050	27.704	357.6
6	<b>1'53.690</b>	28.061	30.335	27.430	27.864	348.3	6	<b>1'53.812</b>	28.122	30.561	27.205	27.924	356.4
7	<b>1'53.145</b>	27.980	30.254	27.216	27.695	350.6	7	<b>1'53.414</b>	27.869	30.475	27.176	27.894	356.4
8	<b>1'53.226</b>	27.851	30.318	27.191	27.866	352.9	8	<b>1'53.250</b>	27.876	30.494	27.051	27.829	357.6
9	<b>1'53.269</b>	27.850	30.320	27.314	27.785	350.6	9	<b>1'53.131</b>	27.784	30.505	27.096	27.746	355.2
10	<b>1'53.043</b>	27.832	30.279	27.137	27.795	350.6	10	<b>1'53.278</b>	27.934	30.522	27.066	27.756	358.8
11	<b>1'53.344</b>	27.856	30.473	27.238	27.777	352.9	11	<b>1'53.481</b>	27.850	30.489	27.204	27.938	358.8
12	<b>1'53.744</b>	27.955	30.676	27.228	27.885	352.9	12	<b>1'53.582</b>	27.990	30.576	27.165	27.851	361.2
13	<b>1'53.383</b>	27.923	30.521	27.181	27.758	351.7	13	<b>1'53.624</b>	27.949	30.619	27.195	27.861	355.2
14	<b>1'53.596</b>	27.975	30.589	27.254	27.778	351.7	14	<b>1'53.561</b>	27.979	30.511	27.192	27.879	357.6
15	<b>1'53.758</b>	27.915	30.601	27.294	27.948	355.2	15	<b>1'54.003</b>	27.935	30.630	27.371	28.067	354.0
16	<b>1'54.893</b>	28.084	31.758	27.231	27.820	349.5	16	<b>1'53.681</b>	28.010	30.519	27.248	27.904	352.9
17	<b>1'53.705</b>	28.005	30.476	27.140	28.084	354.0	17	<b>1'53.944</b>	27.886	30.549	27.254	28.255	354.0
18	<b>1'53.494</b>	27.884	30.476	27.288	27.846	352.9	18	<b>1'53.832</b>	28.119	30.482	27.217	28.014	352.9
19	<b>1'53.506</b>	27.807	30.460	27.321	27.918	351.7	19	<b>1'53.823</b>	28.017	30.525	27.248	28.033	350.6
20	<b>1'53.672</b>	27.868	30.623	27.247	27.934	351.7	20	<b>1'54.262</b>	28.007	30.955	27.286	28.014	352.9
21	<b>1'54.241</b>	27.900	30.765	27.434	28.142	352.9	21	<b>1'54.490</b>	27.969	30.688	27.416	28.417	352.9
22	<b>1'54.529</b>	28.075	30.506	27.520	28.428	347.2	22	<b>1'54.572</b>	28.180	30.643	27.402	28.347	355.2
<b>13th</b>	<b>42</b>	<b>Alex RINS</b>				YAMAHA	SPA						
		Monster Energy Yamaha MotoGP Team											
		Runs=1	Total laps=22	Full laps=21	Valid laps=21								
Run #	1	Front Tyre	Slick-Medium	Rear Tyre	Slick-Medium		Run #	1	Front Tyre	Slick-Medium	Rear Tyre	Slick-Medium	
		New Tyre		New Tyre									
1	1'57.612	31.035	31.090	27.468	28.019	211.7	1	1'57.772	30.945	31.301	27.588	27.938	208.8
2	<b>1'54.629</b>	28.425	30.687	27.249	28.268	348.3	2	<b>1'53.909</b>	28.095	30.741	27.260	27.813	355.2
3	<b>1'53.772</b>	28.157	30.662	27.104	27.849	349.5	3	<b>1'54.053</b>	28.036	30.621	27.308	28.088	351.7
4	<b>1'53.696</b>	28.124	30.533	27.209	27.830	350.6	4	<b>1'53.700</b>	27.990	30.537	27.321	27.852	355.2
5	<b>1'53.682</b>	28.368	30.547	26.967	27.800	349.5	5	<b>1'53.063</b>	27.789	30.389	27.143	27.742	349.5
6	<b>1'54.209</b>	28.139	30.577	27.003	28.490	346.1	6	<b>1'53.384</b>	27.965	30.525	27.196	27.698	350.6
7	<b>1'53.134</b>	28.088	30.394	26.959	27.693	341.7	7	<b>1'53.662</b>	27.870	30.634	27.406	27.752	354.0
8	<b>1'53.147</b>	27.937	30.421	26.937	27.852	345.0	8	<b>1'53.163</b>	27.863	30.419	27.097	27.784	352.9
9	<b>1'53.114</b>	28.017	30.377	26.950	27.770	345.0	9	<b>1'53.317</b>	28.120	30.486	27.048	27.663	351.7
10	<b>1'53.246</b>	27.993	30.456	26.969	27.828	347.2	10	<b>1'53.532</b>	27.905	30.527	27.119	27.981	352.9
11	<b>1'53.666</b>	27.961	30.714	27.051	27.940	350.6	11	<b>1'53.953</b>	28.307	30.643	27.185	27.818	348.3
12	<b>1'54.094</b>	28.045	30.995	27.174	27.880	349.5	12	<b>1'54.636</b>	29.267	30.490	27.243	27.636	351.7
13	<b>1'53.907</b>	28.260	30.665	27.069	27.913	348.3	13	<b>1'53.487</b>	27.840	30.506	27.252	27.889	356.4
14	<b>1'53.541</b>	28.098	30.466	27.100	27.877	346.1	14	<b>1'53.674</b>	27.995	30.501	27.258	27.920	348.3
15	<b>1'53.881</b>	28.002	30.744	27.161	27.974	347.2	15	<b>1'53.875</b>	27.941	30.607	27.395	27.932	348.3
16	<b>1'53.951</b>	28.089	30.693	27.041	28.128	347.2	16	<b>1'54.189</b>	28.001	30.735	27.455	27.998	348.3
17	<b>1'54.136</b>	28.395	30.738	27.071	27.932	341.7	17	<b>1'53.601</b>	27.927	30.454	27.261	27.959	348.3
18	<b>1'53.666</b>	28.030	30.679	27.056	27.901	347.2	18	<b>1'54.886</b>	28.004	30.814	28.032	28.036	346.1
19	<b>1'53.624</b>	28.050	30.612	27.059	27.903	343.9	19	<b>1'54.216</b>	28.079	30.660	27.476	28.001	346.1
20	<b>1'53.800</b>	28.083	30.636	27.116	27.965	342.8	20	<b>1'54.167</b>	28.058	30.565	27.552	27.992	343.9
21	<b>1'53.969</b>	28.003	30.738	27.151	28.077	342.8	21	<b>1'53.677</b>	27.889	30.485	27.395	27.908	342.8
22	<b>1'54.273</b>	28.162	30.768	27.216	28.127	345.0	22	<b>1'54.028</b>	27.917	30.493	27.521	28.097	345.0
<b>Fastest Lap:</b>		Marc MARQUEZ	SPA	Ducati Lenovo Team	<b>1'52.561</b>	27.695	30.231	26.930	27.705				

These data/results cannot be reproduced, stored and/or transmitted in whole or in part by any manner of electronic, mechanical, photocopying, recording, broadcasting or otherwise now known or herein after developed without the previous express consent by the copyright owner, except for reproduction in daily press and regular printed publications on sale to the public within 60 days of the event related to those data/results and always provided that copyright symbol appears together as follows below.

© DORNA, 2025

Official MotoGP Timing by  TISSOT

www.motogp.com

Doha, Sunday, April 13, 2025

Lap	Lap Time	T1	T2	T3	T4	Speed	Lap	Lap Time	T1	T2	T3	T4	Speed
<b>16th</b>	<b>49</b>	<b>Fabio DI GIANNANTONIO</b> DUCATI ITA Pertamina Enduro VR46 Racing Team					<b>18th</b>	<b>35</b>	<b>Somkiat CHANTRA</b> HONDA THA IDEMITSU Honda LCR				
	Runs=1	Total laps=22	Full laps=21	Valid laps=21				Runs=1	Total laps=22	Full laps=21	Valid laps=21		
Run #	1	Front Tyre	Slick-Medium New Tyre	Rear Tyre	Slick-Medium New Tyre		Run #	1	Front Tyre	Slick-Medium New Tyre	Rear Tyre	Slick-Medium New Tyre	
1	1'56.448	30.331	31.043	27.248	27.826	202.6	1	1'59.852	31.787	31.901	27.955	28.209	229.7
2	<b>1'53.943</b>	28.059	30.696	27.240	27.948	345.0	2	<b>1'54.727</b>	28.429	30.950	27.370	27.978	346.1
3	<b>1'58.884</b>	27.950	30.464	30.494	29.976	347.2	3	<b>1'54.892</b>	28.134	30.925	27.677	28.156	347.2
4	<b>1'54.912</b>	28.529	30.812	27.407	28.164	337.5	4	<b>1'55.213</b>	28.386	31.003	27.545	28.279	342.8
5	<b>1'53.147</b>	28.000	30.349	27.101	27.697	346.1	5	<b>1'54.329</b>	28.042	30.742	27.535	28.010	342.8
6	<b>1'53.260</b>	27.868	30.422	27.156	27.814	348.3	6	<b>1'54.600</b>	28.136	30.753	27.439	28.272	339.6
7	<b>1'53.451</b>	27.952	30.547	27.191	27.761	348.3	7	<b>1'54.334</b>	28.033	30.791	27.525	27.985	339.6
8	<b>1'52.986</b>	27.833	30.333	27.012	27.808	348.3	8	<b>1'54.275</b>	28.041	30.723	27.394	28.117	338.5
9	<b>1'56.080</b>	27.972	30.575	29.634	27.899	352.9	9	<b>1'54.594</b>	28.027	30.749	27.595	28.223	338.5
10	<b>1'54.884</b>	27.941	30.783	28.246	27.914	348.3	10	<b>1'54.698</b>	28.186	30.726	27.505	28.281	340.6
11	<b>1'52.942</b>	27.895	30.362	27.021	27.664	350.6	11	<b>1'54.208</b>	27.996	30.671	27.457	28.084	338.5
12	<b>1'53.264</b>	27.840	30.325	27.066	28.033	350.6	12	<b>1'54.814</b>	28.115	30.948	27.586	28.165	338.5
13	<b>1'52.986</b>	27.848	30.363	27.027	27.748	346.1	13	<b>1'54.929</b>	28.134	30.921	27.614	28.260	336.4
14	<b>1'56.831</b>	27.797	30.427			350.6	14	<b>1'54.905</b>	28.114	30.846	27.661	28.284	337.5
15	<b>1'53.191</b>	27.883	30.391	27.166	27.751	343.9	15	<b>1'54.546</b>	28.034	30.690	27.640	28.182	336.4
16	<b>1'53.105</b>	27.842	30.384	27.115	27.764	345.0	16	<b>1'54.376</b>	27.994	30.717	27.586	28.079	337.5
17	<b>1'52.794</b>	27.729	30.359	26.997	27.709	348.3	17	<b>1'54.549</b>	27.996	30.718	27.653	28.182	338.5
18	<b>1'52.741</b>	27.795	30.241	27.075	27.630	346.1	18	<b>1'54.483</b>	28.054	30.788	27.566	28.075	336.4
19	<b>1'53.104</b>	27.912	30.309	27.091	27.792	346.1	19	<b>1'54.467</b>	28.053	30.638	27.677	28.099	337.5
20	<b>1'52.959</b>	27.790	30.256	27.126	27.787	346.1	20	<b>1'54.690</b>	28.012	30.679	27.651	28.348	336.4
21	<b>1'53.165</b>	27.861	30.376	27.103	27.825	348.3	21	<b>1'54.918</b>	28.137	30.821	27.738	28.222	336.4
22	<b>2'00.449</b>	30.018	32.692	28.708	29.031	347.2	22	<b>1'54.973</b>	28.089	30.755	27.769	28.360	336.4
<b>17th</b>	<b>25</b>	<b>Raul FERNANDEZ</b> APRILIA SPA Trackhouse MotoGP Team					<b>19th</b>	<b>1</b>	<b>Jorge MARTIN</b> APRILIA SPA Aprilia Racing				
	Runs=1	Total laps=22	Full laps=21	Valid laps=21				Runs=1	Total laps=13	Full laps=12	Valid laps=12		
Run #	1	Front Tyre	Slick-Medium New Tyre	Rear Tyre	Slick-Medium New Tyre		Run #	1	Front Tyre	Slick-Medium New Tyre	Rear Tyre	Slick-Medium New Tyre	
1	1'58.765	31.623	31.560	27.509	28.073	222.2	1	1'58.908	31.297	31.769	27.745	28.097	221.7
2	<b>1'54.303</b>	28.100	30.807	27.427	27.969	350.6	2	<b>1'54.611</b>	28.267	31.012	27.307	28.025	351.7
3	<b>1'53.853</b>	28.015	30.650	27.133	28.055	352.9	3	<b>1'54.000</b>	28.158	30.615	27.185	28.042	346.1
4	<b>1'54.315</b>	28.277	30.618	27.516	27.904	346.1	4	<b>1'53.885</b>	28.054	30.717	27.234	27.880	347.2
5	<b>1'53.579</b>	27.959	30.622	27.072	27.926	346.1	5	<b>1'53.614</b>	27.998	30.665	27.116	27.835	350.6
6	<b>1'53.745</b>	28.030	30.627	27.126	27.962	346.1	6	<b>1'53.803</b>	28.004	30.661	27.112	28.026	351.7
7	<b>1'53.797</b>	28.123	30.559	27.124	27.991	349.5	7	<b>1'53.689</b>	28.092	30.624	27.176	27.797	349.5
8	<b>1'54.109</b>	28.175	30.655	27.175	28.104	348.3	8	<b>1'53.475</b>	27.895	30.579	27.194	27.807	350.6
9	<b>1'53.846</b>	28.174	30.689	27.013	27.970	346.1	9	<b>1'53.456</b>	27.906	30.550	27.139	27.861	343.9
10	<b>1'53.758</b>	28.041	30.590	27.143	27.984	343.9	10	<b>1'53.703</b>	28.054	30.467	27.219	27.963	342.8
11	<b>1'53.888</b>	28.008	30.555	27.249	28.076	342.8	11	<b>1'54.336</b>	28.219	30.617	27.417	28.083	341.7
12	<b>1'54.078</b>	28.034	30.474	27.517	28.053	340.6	12	<b>1'54.465</b>	28.066	30.707	27.564	28.128	340.6
13	<b>1'53.740</b>	28.033	30.475	27.211	28.021	346.1	13	<b>1'54.446</b>	28.418	30.741	27.338	27.949	340.6
14	<b>1'54.325</b>	28.406	30.513	27.312	28.094	341.7		unfinished	28.184	30.638			343.9
15	<b>1'54.429</b>	28.025	30.731	27.456	28.217	340.6							
16	<b>1'54.129</b>	28.134	30.652	27.133	28.210	340.6							
17	<b>1'54.381</b>	28.211	30.710	27.256	28.204	340.6							
18	<b>1'54.859</b>	28.426	30.791	27.382	28.260	337.5							
19	<b>1'54.381</b>	28.134	30.734	27.339	28.174	339.6							
20	<b>1'54.281</b>	28.208	30.672	27.230	28.171	339.6							
21	<b>1'54.778</b>	28.166	30.813	27.557	28.242	341.7							
22	<b>1'54.772</b>	28.195	30.901	27.407	28.269	340.6							
<b>20th</b>	<b>7</b>	<b>Augusto FERNANDEZ</b> YAMAHA SPA Prima Pramac Yamaha MotoGP							Runs=1	Total laps=13	Full laps=12	Valid laps=12	
Run #	1	Front Tyre	Slick-Medium New Tyre	Rear Tyre	Slick-Medium New Tyre		Run #	1	Front Tyre	Slick-Medium New Tyre	Rear Tyre	Slick-Medium New Tyre	
1	1'59.572	31.522	31.859	27.981	28.210	222.6	1	1'59.572	31.522	31.859	27.981	28.210	222.6
2	<b>1'54.430</b>	28.307	30.698	27.269	28.156	342.8	2	<b>1'54.430</b>	28.307	30.698	27.269	28.156	342.8
3	<b>1'55.041</b>	28.204	30.555	27.206	29.076	343.9	3	<b>1'55.041</b>	28.204	30.555	27.206	29.076	343.9
<b>Fastest Lap:</b>	Marc MARQUEZ	SPA	Ducati Lenovo Team	<b>1'52.561</b>	27.695	30.231	26.930	27.705					

These data/results cannot be reproduced, stored and/or transmitted in whole or in part by any manner of electronic, mechanical, photocopying, recording, broadcasting or otherwise now known or herein after developed without the previous express consent by the copyright owner, except for reproduction in daily press and regular printed publications on sale to the public within 60 days of the event related to those data/results and always provided that copyright symbol appears together as follows below.

© DORNA, 2025

Official MotoGP Timing by  TISSOT

www.motogp.com

Doha, Sunday, April 13, 2025

Lap	Lap Time	T1	T2	T3	T4	Speed	Lap	Lap Time	T1	T2	T3	T4	Speed
4	<b>1'53.989</b>	28.273	30.496	27.112	28.108	338.5							
5	<b>1'53.797</b>	28.133	30.468	27.119	28.077	337.5							
6	<b>1'53.714</b>	28.092	30.430	27.178	28.014	337.5							
7	<b>1'54.099</b>	28.236	30.524	27.339	28.000	339.6							
8	<b>1'54.192</b>	28.410	30.609	27.172	28.001	339.6							
9	<b>1'53.955</b>	28.140	30.452	27.181	28.182	336.4							
10	<b>1'53.892</b>	28.152	30.440	27.252	28.048	334.3							
11	<b>1'53.742</b>	28.103	30.411	27.223	28.005	334.3							
12	<b>1'53.962</b>	28.036	30.416	27.202	28.308	335.4							
13	<b>1'53.886</b>	28.113	30.482	27.260	28.031	339.6							
	unfinished	28.144				337.5							

**21st** **36** **Joan MIR** HONDA SPA  
Honda HRC Castrol

Runs=1 Total laps=12 Full laps=10 Valid laps=10

Run #	1	Front Tyre	Slick-Medium	Rear Tyre	Slick-Medium	Speed
		New Tyre	New Tyre			
1	1'59.338	31.767	31.685	27.826	28.060	230.7
2	<b>1'54.410</b>	28.348	30.693	27.239	28.130	345.0
3	<b>1'54.022</b>	28.092	30.573	27.275	28.082	348.3
4	<b>1'53.806</b>	28.099	30.609	27.245	27.853	348.3
5	<b>1'53.992</b>	28.036	30.652	27.242	28.062	346.1
6	<b>1'53.648</b>	27.980	30.633	27.147	27.888	345.0
7	<b>1'53.762</b>	28.106	30.529	27.188	27.939	347.2
8	<b>1'53.712</b>	27.992	30.593	27.157	27.970	345.0
9	<b>1'57.468</b>	28.052	30.742	30.615	28.059	347.2
10	<b>1'53.738</b>	28.032	30.484	27.313	27.909	342.8
11	<b>1'54.124</b>	28.138	30.550	27.450	27.986	339.6
12	2'06.723 P	27.994	30.612	27.375	40.742	340.6

**22nd** **43** **Jack MILLER** YAMAHA AUS  
Prima Pramac Yamaha MotoGP

Runs=1 Total laps=9 Full laps=7 Valid laps=7

Run #	1	Front Tyre	Slick-Medium	Rear Tyre	Slick-Medium	Speed
		New Tyre	New Tyre			
1	1'58.565	31.356	31.414	27.497	28.298	222.2
2	<b>1'54.229</b>	28.148	30.789	27.334	27.958	350.6
3	<b>1'54.204</b>	28.178	30.591	27.489	27.946	346.1
4	<b>1'53.623</b>	28.031	30.466	27.237	27.889	347.2
5	<b>1'53.744</b>	28.030	30.523	27.293	27.898	345.0
6	<b>1'54.045</b>	28.262	30.608	27.216	27.959	342.8
7	<b>1'53.603</b>	28.035	30.417	27.225	27.926	345.0
8	<b>1'53.932</b>	27.969	30.302	27.165	28.496	342.8
9	2'47.015 P	1'00.069	34.598	30.515	41.833	338.5

**Fastest Lap:** Marc MARQUEZ SPA Ducati Lenovo Team **1'52.561** 27.695 30.231 26.930 27.705

These data/results cannot be reproduced, stored and/or transmitted in whole or in part by any manner of electronic, mechanical, photocopying, recording, broadcasting or otherwise now known or herein after developed without the previous express consent by the copyright owner, except for reproduction in daily press and regular printed publications on sale to the public within 60 days of the event related to those data/results and always provided that copyright symbol appears together as follows below.

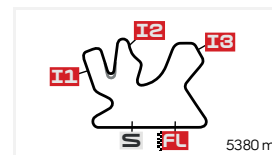
© DORNA, 2025

Official MotoGP Timing by  TISSOT

www.motogp.com

Doha, Sunday, April 13, 2025

Page 6 of 6



Lusail International Circuit

# ANALYSIS BY LAP

## QATAR AIRWAYS GRAND PRIX OF QATAR RACE

Num Lap Time Gap

Num	Lap Time	Gap	Num	Lap Time	Gap	Num	Lap Time	Gap	Num	Lap Time	Gap			
<b>Lap 1</b>			<b>1</b>	1'54.611	4.280	<b>43</b>	1'53.623	5.044	<b>72</b>	1'53.311	4.640	<b>37</b>	1'53.214	3.592
<b>21</b>	1'55.748		<b>36</b>	1'54.410	4.509	<b>23</b>	1'53.869	5.388	<b>73</b>	1'55.310	4.965	<b>20</b>	1'53.186	4.150
<b>93</b>	1'56.166	0.418	<b>7</b>	1'54.430	4.763	<b>25</b>	1'54.315	5.659	<b>33</b>	1'53.812	5.246	<b>10</b>	1'53.132	4.339
<b>73</b>	1'56.320	0.572	<b>35</b>	1'54.727	5.340	<b>1</b>	1'53.885	5.827	<b>42</b>	1'54.209	5.956	<b>79</b>	1'53.163	4.579
<b>49</b>	1'56.448	0.700	<b>Lap 3</b>			<b>36</b>	1'53.806	5.999	<b>23</b>	1'53.690	6.453	<b>73</b>	1'53.043	4.697
<b>12</b>	1'56.577	0.829	<b>21</b>	1'53.154		<b>7</b>	1'53.989	7.455	<b>43</b>	1'54.045	6.766	<b>72</b>	1'53.112	5.089
<b>20</b>	1'56.817	1.069	<b>93</b>	1'53.365	0.987	<b>49</b>	1'54.912	8.610	<b>25</b>	1'53.745	6.916	<b>33</b>	1'53.250	5.427
<b>63</b>	1'56.928	1.180	<b>12</b>	1'53.443	1.516	<b>35</b>	1'55.213	9.107	<b>1</b>	1'53.803	7.177	<b>42</b>	1'53.147	5.754
<b>5</b>	1'57.131	1.383	<b>63</b>	1'53.421	1.629	<b>Lap 5</b>			<b>36</b>	1'53.648	7.572	<b>23</b>	1'53.226	6.341
<b>54</b>	1'57.430	1.682	<b>5</b>	1'53.542	1.979	<b>21</b>	1'52.891		<b>7</b>	1'53.714	8.899	<b>43</b>	1'53.932	7.818
<b>42</b>	1'57.612	1.864	<b>54</b>	1'53.441	2.296	<b>63</b>	1'52.755	1.140	<b>49</b>	1'53.260	8.950	<b>1</b>	1'53.475	7.858
<b>79</b>	1'57.772	2.024	<b>20</b>	1'54.067	2.668	<b>93</b>	1'52.857	1.173	<b>35</b>	1'54.600	11.969	<b>25</b>	1'54.109	8.339
<b>10</b>	1'57.863	2.115	<b>73</b>	1'54.943	2.774	<b>12</b>	1'53.083	1.669	<b>Lap 7</b>			<b>36</b>	1'53.712	8.563
<b>72</b>	1'58.117	2.369	<b>37</b>	1'53.307	3.220	<b>5</b>	1'52.980	2.120	<b>21</b>	1'53.172		<b>49</b>	1'52.986	8.904
<b>37</b>	1'58.168	2.420	<b>79</b>	1'54.053	3.341	<b>73</b>	1'53.165	2.831	<b>93</b>	1'52.940	0.647	<b>7</b>	1'54.192	10.707
<b>33</b>	1'58.428	2.680	<b>10</b>	1'53.678	3.478	<b>54</b>	1'53.347	2.874	<b>12</b>	1'52.995	1.020	<b>35</b>	1'54.275	14.095
<b>43</b>	1'58.565	2.817	<b>42</b>	1'53.772	3.620	<b>20</b>	1'53.410	3.567	<b>63</b>	1'53.497	1.104	<b>Lap 9</b>		
<b>25</b>	1'58.765	3.017	<b>72</b>	1'53.830	3.812	<b>37</b>	1'53.223	3.628	<b>5</b>	1'52.993	1.814	<b>21</b>	1'53.337	
<b>1</b>	1'58.908	3.160	<b>33</b>	1'53.779	3.920	<b>79</b>	1'53.063	4.029	<b>54</b>	1'53.134	3.098	<b>93</b>	1'53.102	0.288
<b>23</b>	1'59.034	3.286	<b>25</b>	1'53.853	4.528	<b>10</b>	1'53.202	4.246	<b>37</b>	1'53.208	3.689	<b>12</b>	1'53.026	0.348
<b>36</b>	1'59.338	3.590	<b>43</b>	1'54.204	4.605	<b>72</b>	1'53.136	4.505	<b>20</b>	1'53.411	4.275	<b>63</b>	1'53.161	0.839
<b>7</b>	1'59.572	3.824	<b>23</b>	1'53.967	4.703	<b>33</b>	1'53.119	4.610	<b>10</b>	1'53.199	4.518	<b>5</b>	1'53.094	1.435
<b>35</b>	1'59.852	4.104	<b>1</b>	1'54.000	5.126	<b>42</b>	1'53.682	4.923	<b>79</b>	1'53.662	4.727	<b>54</b>	1'52.938	2.562
<b>Lap 2</b>			<b>36</b>	1'54.022	5.377	<b>43</b>	1'53.744	5.897	<b>73</b>	1'53.172	4.965	<b>37</b>	1'53.373	3.628
<b>21</b>	1'53.491		<b>7</b>	1'55.041	6.650	<b>23</b>	1'53.442	5.939	<b>72</b>	1'53.820	5.288	<b>20</b>	1'53.205	4.018
<b>93</b>	1'53.849	0.776	<b>49</b>	1'58.884	6.882	<b>25</b>	1'53.579	6.347	<b>33</b>	1'53.414	5.488	<b>10</b>	1'53.230	4.232
<b>73</b>	1'53.904	0.985	<b>35</b>	1'54.892	7.078	<b>1</b>	1'53.614	6.550	<b>42</b>	1'53.134	5.918	<b>73</b>	1'53.020	4.380
<b>49</b>	1'53.943	1.152	<b>Lap 4</b>			<b>36</b>	1'53.992	7.100	<b>23</b>	1'53.145	6.426	<b>79</b>	1'53.317	4.559
<b>12</b>	1'53.889	1.227	<b>21</b>	1'53.184		<b>7</b>	1'53.797	8.361	<b>43</b>	1'53.603	7.197	<b>72</b>	1'53.211	4.963
<b>63</b>	1'53.673	1.362	<b>93</b>	1'53.404	1.207	<b>49</b>	1'53.147	8.866	<b>25</b>	1'53.797	7.541	<b>33</b>	1'53.131	5.221
<b>5</b>	1'53.699	1.591	<b>63</b>	1'52.831	1.276	<b>35</b>	1'54.329	10.545	<b>1</b>	1'53.689	7.694	<b>42</b>	1'53.114	5.531
<b>20</b>	1'54.177	1.755	<b>12</b>	1'53.145	1.477	<b>Lap 6</b>			<b>36</b>	1'53.762	8.162	<b>23</b>	1'53.269	6.273
<b>54</b>	1'53.818	2.009	<b>5</b>	1'53.236	2.031	<b>21</b>	1'53.176		<b>49</b>	1'53.451	9.229	<b>1</b>	1'53.456	7.977
<b>79</b>	1'53.909	2.442	<b>54</b>	1'53.306	2.418	<b>63</b>	1'52.815	0.779	<b>7</b>	1'54.099	9.826	<b>25</b>	1'53.846	8.848
<b>10</b>	1'54.330	2.954	<b>73</b>	1'52.967	2.557	<b>93</b>	1'52.882	0.879	<b>35</b>	1'54.334	13.131	<b>7</b>	1'53.955	11.325
<b>42</b>	1'54.629	3.002	<b>20</b>	1'53.564	3.048	<b>12</b>	1'52.704	1.197	<b>Lap 8</b>			<b>49</b>	1'56.080	11.647
<b>37</b>	1'54.138	3.067	<b>37</b>	1'53.260	3.296	<b>5</b>	1'53.049	1.993	<b>21</b>	1'53.311		<b>36</b>	1'57.468	12.694
<b>72</b>	1'54.258	3.136	<b>79</b>	1'53.700	3.857	<b>54</b>	1'53.438	3.136	<b>93</b>	1'53.187	0.523	<b>35</b>	1'54.594	15.352
<b>33</b>	1'54.106	3.295	<b>10</b>	1'53.641	3.935	<b>37</b>	1'53.201	3.653	<b>12</b>	1'52.950	0.659	<b>43</b>	2'47.015	1'01.496
<b>43</b>	1'54.229	3.555	<b>42</b>	1'53.696	4.132	<b>20</b>	1'53.645	4.036	<b>63</b>	1'53.222	1.015	<b>Lap 10</b>		
<b>25</b>	1'54.303	3.829	<b>72</b>	1'53.632	4.260	<b>79</b>	1'53.384	4.237	<b>5</b>	1'53.175	1.678	<b>21</b>	1'53.187	
<b>23</b>	1'54.095	3.890	<b>33</b>	1'53.646	4.382	<b>10</b>	1'53.421	4.491	<b>54</b>	1'53.174	2.961	<b>12</b>	1'52.878	0.039

Lapped rider

These data/results cannot be reproduced, stored and/or transmitted in whole or in part by any manner of electronic, mechanical, photocopying, recording, broadcasting or otherwise now known or herein after developed without the previous express consent by the copyright owner, except for reproduction in daily press and regular printed publications on sale to the public within 60 days of the event related to those data/results and always provided that copyright symbol appears together as follows below.

© DORNA, 2025

Official MotoGP Timing by

www.motogp.com

Doha, Sunday, April 13, 2025



Num	Lap Time	Gap												
93	1'53.069	0.170	10	1'53.633	6.450	35	1'54.905	24.363	33	1'53.944	11.140	21	1'53.180	6.016
63	1'52.827	0.479	33	1'53.582	6.567	<b>Lap 15</b>			10	1'53.689	11.288	5	1'53.750	6.445
5	1'52.996	1.244	72	1'53.502	6.834	12	1'52.771		79	1'53.601	12.271	54	1'53.470	6.705
54	1'53.072	2.447	23	1'53.744	7.409	93	1'52.734	0.285	23	1'53.705	12.504	73	1'53.162	8.492
37	1'53.702	4.143	42	1'54.094	7.542	63	1'52.809	1.179	42	1'54.136	12.718	20	1'53.325	11.571
20	1'53.422	4.253	79	1'54.636	7.685	5	1'53.239	3.096	25	1'54.381	18.341	37	1'53.564	12.878
73	1'53.174	4.367	1	1'54.465	11.486	21	1'53.316	4.040	49	1'52.794	18.409	72	1'53.480	13.244
10	1'53.507	4.552	25	1'54.078	11.577	54	1'53.277	4.367	35	1'54.549	29.142	10	1'53.654	14.418
79	1'53.532	4.904	49	1'53.264	13.742	73	1'52.886	6.729	<b>Lap 18</b>			33	1'54.262	14.981
72	1'53.317	5.093	7	1'53.962	13.926	37	1'53.918	8.774	93	1'52.662		23	1'53.672	15.100
33	1'53.278	5.312	35	1'54.814	20.077	20	1'53.881	8.873	12	1'52.854	0.724	42	1'53.800	15.732
42	1'53.246	5.590	36	2'06.723	28.284	33	1'54.003	9.436	63	1'53.303	1.597	79	1'54.167	17.464
23	1'53.043	6.129	<b>Lap 13</b>			72	1'53.772	9.657	5	1'53.279	4.607	49	1'52.959	19.137
1	1'53.703	8.493	12	1'52.824		10	1'54.104	9.775	21	1'53.280	4.927	25	1'54.281	23.786
25	1'53.758	9.419	93	1'52.917	0.312	23	1'53.758	9.827	54	1'53.080	5.359	35	1'54.690	34.706
7	1'53.892	12.030	63	1'52.778	0.959	79	1'53.875	10.402	73	1'52.925	7.325	<b>Lap 21</b>		
36	1'53.738	13.245	5	1'53.109	2.186	42	1'53.881	10.552	20	1'53.449	10.397	93	1'52.957	
49	1'54.884	13.344	21	1'53.400	2.766	25	1'54.429	15.752	37	1'53.419	10.852	12	1'53.301	1.582
35	1'54.698	16.863	54	1'53.126	3.369	49	1'53.191	18.431	72	1'53.432	11.831	63	1'53.832	4.005
<b>Lap 11</b>			73	1'53.065	6.315	35	1'54.546	26.138	33	1'53.832	12.310	21	1'53.274	6.333
12	1'52.930		37	1'53.926	7.073	<b>Lap 16</b>			10	1'53.824	12.450	5	1'53.278	6.766
93	1'52.984	0.185	20	1'53.801	7.187	93	1'52.884		23	1'53.494	13.336	54	1'53.196	6.944
63	1'53.624	1.134	33	1'53.624	7.367	12	1'53.400	0.231	42	1'53.666	13.722	73	1'53.371	8.906
21	1'54.306	1.337	10	1'53.927	7.553	63	1'52.826	0.836	79	1'54.886	14.495	20	1'53.654	12.268
5	1'53.244	1.519	72	1'53.770	7.780	5	1'53.445	3.372	49	1'52.741	18.488	37	1'53.727	13.648
54	1'53.136	2.614	23	1'53.383	7.968	21	1'53.068	3.939	25	1'54.859	20.538	72	1'53.676	13.963
37	1'53.884	5.058	79	1'53.487	8.348	54	1'53.295	4.493	35	1'54.483	30.963	10	1'53.478	14.939
73	1'53.836	5.234	42	1'53.907	8.625	73	1'53.186	6.746	<b>Lap 19</b>			23	1'54.241	16.384
20	1'54.161	5.445	25	1'53.740	12.493	20	1'53.399	9.103	93	1'52.561		33	1'54.490	16.514
10	1'54.073	5.656	1	1'54.446	13.108	37	1'53.916	9.521	12	1'52.923	1.086	42	1'53.969	16.744
33	1'53.481	5.824	49	1'52.986	13.904	33	1'53.681	9.948	63	1'53.498	2.534	79	1'53.677	18.184
79	1'53.953	5.888	7	1'53.886	14.988	72	1'53.642	10.130	5	1'53.502	5.548	49	1'53.165	19.345
72	1'54.047	6.171	35	1'54.929	22.182	10	1'53.745	10.351	21	1'53.323	5.689	25	1'54.778	25.607
42	1'53.666	6.287	<b>Lap 14</b>			42	1'53.951	11.334	54	1'53.290	6.088	35	1'54.918	36.667
23	1'53.344	6.504	12	1'52.724		79	1'54.189	11.422	73	1'53.419	8.183	<b>Lap 22</b>		
1	1'54.336	9.860	93	1'52.734	0.322	23	1'54.893	11.551	20	1'53.263	11.099	93	1'53.454	
25	1'53.888	10.338	63	1'52.906	1.141	25	1'54.129	16.712	37	1'53.876	12.167	12	1'53.672	1.800
7	1'53.742	12.803	5	1'53.166	2.628	49	1'53.105	18.367	72	1'53.347	12.617	63	1'53.984	4.535
49	1'52.942	13.317	21	1'53.453	3.495	35	1'54.376	27.345	33	1'53.823	13.572	21	1'53.616	6.495
36	1'54.124	14.400	54	1'53.216	3.861	<b>Lap 17</b>			10	1'53.728	13.617	5	1'53.356	6.668
35	1'54.208	18.102	73	1'53.023	6.614	93	1'52.752		23	1'53.506	14.281	54	1'53.994	7.484
<b>Lap 12</b>			37	1'53.278	7.627	12	1'53.053	0.532	42	1'53.624	14.785	73	1'54.312	9.764
12	1'52.839		20	1'53.300	7.763	63	1'52.872	0.956	79	1'54.216	16.150	20	1'54.081	12.895
93	1'52.873	0.219	33	1'53.561	8.204	5	1'53.370	3.990	49	1'53.104	19.031	37	1'54.025	14.219
63	1'52.710	1.005	10	1'53.613	8.442	21	1'53.122	4.309	25	1'54.381	22.358	72	1'53.859	14.368
5	1'53.221	1.901	72	1'53.600	8.656	54	1'53.200	4.941	35	1'54.467	32.869	10	1'53.652	15.137
21	1'53.692	2.190	23	1'53.596	8.840	73	1'53.068	7.062	<b>Lap 20</b>			23	1'54.529	17.459
54	1'53.292	3.067	79	1'53.674	9.298	20	1'53.259	9.610	93	1'52.853		42	1'54.273	17.563
37	1'53.752	5.971	42	1'53.541	9.442	37	1'53.326	10.095	12	1'53.005	1.238	33	1'54.572	17.632
73	1'53.679	6.074	25	1'54.325	14.094	72	1'53.683	11.061	63	1'53.449	3.130	79	1'54.028	18.758
20	1'53.604	6.210	49	1'56.831	18.011				49	2'00.449	26.340	49	2'00.449	26.340

Lapped rider

These data/results cannot be reproduced, stored and/or transmitted in whole or in part by any manner of electronic, mechanical, photocopying, recording, broadcasting or otherwise now known or herein after developed without the previous express consent by the copyright owner, except for reproduction in daily press and regular printed publications on sale to the public within 60 days of the event related to those data/results and always provided that copyright symbol appears together as follows below.

© DORNA, 2025

Official MotoGP Timing by  TISSOT

www.motogp.com

Doha, Sunday, April 13, 2025

Page 2 of 3



Num	Lap Time	Gap
25	1'54.772	26.925
35	1'54.973	38.186

Lapped rider

These data/results cannot be reproduced, stored and/or transmitted in whole or in part by any manner of electronic, mechanical, photocopying, recording, broadcasting or otherwise now known or herein after developed without the previous express consent by the copyright owner, except for reproduction in daily press and regular printed publications on sale to the public within 60 days of the event related to those data/results and always provided that copyright symbol appears together as follows below.

© DORNA, 2025

Official MotoGP Timing by  TISSOT

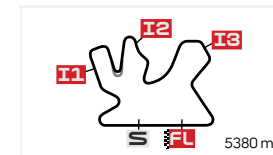
[www.motogp.com](http://www.motogp.com)

Doha, Sunday, April 13, 2025

Page 3 of 3

## 2025 ROOKIE OF THE YEAR CLASSIFICATION

### QATAR AIRWAYS GRAND PRIX OF QATAR



Lusail International Circuit

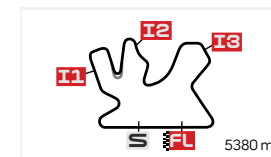
Rider	Points	Leader	Prev	THA	ARG	AME	QAT	SPA	FRA	GBR	ARA	ITA	NED	GER	CZE	AUT	HUN	CAT	RSM	JPN	INA	AUS	MAL	POR	VAL
1 <b>OGURA</b> Ai [JPN]	<b>29</b>			17 11 6	- - -	8 7 1	4 1 3																		
2 <b>ALDEGUER</b> Fermin [SPA]	<b>19</b>	10	10	3 3 -	- - -	- - -	16 10 6																		

These data/results cannot be reproduced, stored and/or transmitted in whole or in part by any manner of electronic, mechanical, photocopying, recording, broadcasting or otherwise now known or herein after developed without the previous express consent by the copyright owner, except for reproduction in daily press and regular printed publications on sale to the public within 60 days of the event related to those data/results and always provided that copyright symbol appears together as follows below.

© DORNA, 2025

# 2025 INDEPENDENT TEAM CLASSIFICATION

## QATAR AIRWAYS GRAND PRIX OF QATAR

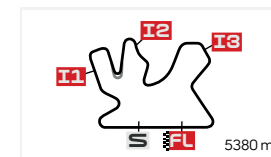


Rider	Points	Leader	Prev	THA	ARG	AME	QAT	SPA	FRA	GBR	ARA	ITA	NED	GER	CZE	AUT	HUN	CAT	RSM	JPN	INA	AUS	MAL	POR	VAL		
1 <b>MARQUEZ</b> Alex [SPA]	105			29 20 9	29 20 9	29 20 9	18 9 9																				
2 <b>MORBIDELLI</b> Franco [ITA]	75	30	30	18 13 5	19 16 3	18 13 5	20 13 7																				
3 <b>DI GIANNANTONIO</b> Fabio [ITA]	48	57	27	6 6 -	16 11 5	22 16 6	4 4																				
4 <b>ZARCO</b> Johann [FRA]	36	69	12	9 9 -	16 10 6	- - -	11 11 -																				
5 <b>OGURA</b> Ai [JPN]	29	76	7	17 11 6	- - -	8 7 1	4 1 3																				
6 <b>VIÑALES</b> Maverick [SPA]	26	79	3	- - -	4 4 -	2 2 -	20 20 -																				
7 <b>BASTIANINI</b> Enea [ITA]	20	85	6	7 7 -	- - -	9 9 -	4 4 -																				
8 <b>MILLER</b> Jack [AUS]	19	86	1	5 5 -	3 3 -	11 11 -	- -																				
9 <b>ALDEGUER</b> Fermin [SPA]	19	86	0	3 3 -	- - -	- - -	16 10 6																				
10 <b>FERNANDEZ</b> Raul [SPA]	5	100	14	- - -	1 1 -	4 4 -	- -																				
11 <b>FERNANDEZ</b> Augusto [SPA]	3	102	2	- - -	- - -	3 3 -	- -																				
12 <b>OLIVEIRA</b> Miguel [POR]	2	103	1	2 2 -	- - -	- - -	- -																				

These data/results cannot be reproduced, stored and/or transmitted in whole or in part by any manner of electronic, mechanical, photocopying, recording, broadcasting or otherwise now known or herein after developed without the previous express consent by the copyright owner, except for reproduction in daily press and regular printed publications on sale to the public within 60 days of the event related to those data/results and always provided that copyright symbol appears together as follows below.  
 © DORNA, 2025

## 2025 INDEPENDENT TEAM CLASSIFICATION

### QATAR AIRWAYS GRAND PRIX OF QATAR

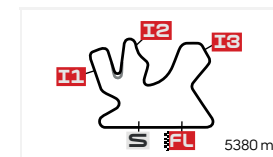


Team	Points	Leader	Previous	THA	ARG	AME	QAT	SPA	FRA	GBR	ARA	ITA	NED	GER	CZE	AUT	HUN	CAT	RSM	JPN	INA	AUS	MAL	POR	VAL
1 BK8 GRESINI RACING MOTOGP	124			32	29	29	34																		
2 PERTAMINA ENDURO VR46 RACING TEAM	123	1	1	24	35	40	24																		
3 RED BULL KTM TECH3	46	78	77	7	4	11	24																		
4 LCR HONDA	36	88	10	9	16	-	11																		
5 TRACKHOUSE MOTOGP TEAM	34	90	2	17	1	12	4																		
6 PRIMA PRAMAC YAMAHA MOTOGP	24	100	10	7	3	14	-																		

These data/results cannot be reproduced, stored and/or transmitted in whole or in part by any manner of electronic, mechanical, photocopying, recording, broadcasting or otherwise now known or herein after developed without the previous express consent by the copyright owner, except for reproduction in daily press and regular printed publications on sale to the public within 60 days of the event related to those data/results and always provided that copyright symbol appears together as follows below.  
 © DORNA, 2025

# 2025 RIDERS PERFORMANCE

## QATAR AIRWAYS GRAND PRIX OF QATAR



Lusail International Circuit

(Qualifying Position / Sprint Starting Position - Sprint Position / Race Starting Position - Race Position)

#	Rider	Pts	THA	ARG	AME	QAT	SPA	FRA	GBR	ARA	ITA	NED	GER	CZE	AUT	HUN	CAT	RSM	JPN	INA	AUS	MAL	POR	VAL			
1	MARQUEZ Marc	123	1	1	1	1																					
			1-1	1-1	1-1	1-1																					
			1-1	1-1	1-NC	1-1																					
2	MARQUEZ Alex	105	2	2	3	2																					
			2-2	2-2	3-2	2-2																					
			2-2	2-2	3-2	2-7																					
3	BAGNAIA Francesco	93	3	4	6	11																					
			3-3	4-3	6-3	11-8																					
			3-3	4-4	6-1	11-3																					
4	MORBIDELLI Franco	75	6	8	5	4																					
			6-5	8-7	5-5	4-3																					
			9-4	8-3	5-4	4-4																					
5	DI GIANNANTONIO Fabio	48	13	6	2	5																					
			13-NC	6-5	2-4	5-6																					
			13-10	6-5	2-3	5-16																					
6	ZARCO Johann	36	12	3	15	7																					
			12-10	3-4	15-16	7-NC																					
			12-7	3-6	15-17	7-5																					
7	BEZZECCHI Marco	31	9	9	13	13																					
			9-12	9-6	13-10	13-9																					
			8-6	9-NL	13-6	13-10																					
8	OGURA Ai	29	5	15	18	10																					
			5-4	15-15	18-9	10-7																					
			5-5	15-DS	18-9	10-15																					

NC=Not classified NL=Not finished first lap NP=Not started race re-start N2=Not finished first lap race re-start EX=Excluded NS=Not Started DS=Disqualified

These data/results cannot be reproduced, stored and/or transmitted in whole or in part by any manner of electronic, mechanical, photocopying, recording, broadcasting or otherwise now known or herein after developed without the previous express consent by the copyright owner, except for reproduction in daily press and regular printed publications on sale to the public within 60 days of the event related to those data/results and always provided that copyright symbol appears together as follows below.

© DORNA, 2025

#	Rider	Pts	THA	ARG	AME	QAT	SPA	FRA	GBR	ARA	ITA	NED	GER	CZE	AUT	HUN	CAT	RSM	JPN	INA	AUS	MAL	POR	VAL			
9	QUARTARARO Fabio	29	10	7	11	3																					
			10-7	7-10	11-6	3-5																					
			10-15	7-14	11-10	3-8																					
10	VIÑALES Maverick	26	18	20	10	6																					
			18-14	20-18	10-NC	6-10																					
			18-16	19-12	23-14	6-2																					
11	MARINI Luca	25	16	16	7	15																					
			16-15	16-13	7-8	15-15																					
			16-12	16-10	7-8	15-11																					
12	ACOSTA Pedro	23	7	5	4	12																					
			7-6	5-9	4-7	12-11																					
			6-19	5-8	4-NC	12-9																					
13	BINDER Brad	21	14	11	16	18																					
			14-8	11-NL	16-12	18-14																					
			14-8	11-7	16-NC	18-14																					
14	BASTIANINI Enea	20	20	21	17	20																					
			20-18	21-14	17-13	20-13																					
			20-9	20-17	17-7	20-12																					
15	MILLER Jack	19	4	13	9	16																					
			4-NC	13-11	9-14	16-19																					
			4-11	13-13	9-5	16-NC																					
16	ALDEGUER Fermin	19	15	14	12	8																					
			15-13	14-19	12-11	8-4																					
			15-13	14-16	12-NC	8-6																					
17	RINS Alex	13	19	12	14	9																					
			19-17	12-12	14-15	9-12																					
			19-17	12-11	14-11	9-13																					
18	MIR Joan	10	11	10	8	21																					
			11-9	10-8	8-NC	-																					
			11-NC	10-9	8-NC	21-NC																					

NC=Not classified NL=Not finished first lap NP=Not started race re-start N2=Not finished first lap race re-start EX=Excluded NS=Not Started DS=Disqualified

These data/results cannot be reproduced, stored and/or transmitted in whole or in part by any manner of electronic, mechanical, photocopying, recording, broadcasting or otherwise now known or herein after developed without the previous express consent by the copyright owner, except for reproduction in daily press and regular printed publications on sale to the public within 60 days of the event related to those data/results and always provided that copyright symbol appears together as follows below.

© DORNA, 2025

Official MotoGP Timing by  TISSOT

www.motogp.com

Doha, Sunday, April 13, 2025

#	Rider	Pts	THA	ARG	AME	QAT	SPA	FRA	GBR	ARA	ITA	NED	GER	CZE	AUT	HUN	CAT	RSM	JPN	INA	AUS	MAL	POR	VAL			
19	FERNANDEZ Raul	5	8	18	19	17																					
			8-11	18-16	19-17	17-17																					
			7-NC	17-15	19-12	17-17																					
20	FERNANDEZ Augusto	3	-	-	20	19																					
			-	-	20-18	19-18																					
			-	-	20-13	19-NC																					
21	OLIVEIRA Miguel	2	17	17	-	-																					
			17-16	17-NC	-	-																					
			17-14	-	-	-																					
22	SAVADORI Lorenzo	1	22	22	22	-																					
			22-20	22-NC	22-20	-																					
			21-20	-	22-15	-																					
23	CHANTRA Somkiat	0	21	19	21	22																					
			21-19	19-17	21-19	21-20																					
			22-18	18-18	21-16	22-18																					
24	MARTIN Jorge	0	-	-	-	14																					
			-	-	-	14-16																					
			-	-	-	14-NC																					

NC=Not classified NL=Not finished first lap NP=Not started race re-start N2=Not finished first lap race re-start EX=Excluded NS=Not Started DS=Disqualified

These data/results cannot be reproduced, stored and/or transmitted in whole or in part by any manner of electronic, mechanical, photocopying, recording, broadcasting or otherwise now known or herein after developed without the previous express consent by the copyright owner, except for reproduction in daily press and regular printed publications on sale to the public within 60 days of the event related to those data/results and always provided that copyright symbol appears together as follows below.

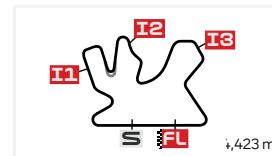
© DORNA, 2025

Official MotoGP Timing by  TISSOT

www.motogp.com

Doha, Sunday, April 13, 2025





Lusail International Circuit

**OFFICIAL STARTING GRID**

QATAR AIRWAYS GRAND PRIX OF QATAR

RACE : 22 LAPS = 118.36 KM


1	<b>1</b> 1'50.499 <b>93 Marc MARQUEZ</b> Ducati	<b>2</b> 1'50.600 <b>73 Alex MARQUEZ</b> Ducati	<b>3</b> 1'50.759 <b>20 Fabio QUARTARARO</b> Yamaha
2	<b>4</b> 1'50.810 <b>21 Franco MORBIDELLI</b> Ducati	<b>5</b> 1'50.929 <b>49 Fabio DI GIANNANTONIO</b> Ducati	<b>6</b> 1'51.059 <b>12 Maverick VIÑALES</b> KTM
3	<b>7</b> 1'51.113 <b>5 Johann ZARCO</b> Honda	<b>8</b> 1'51.121 <b>54 Fermin ALDEGUER</b> Ducati	<b>9</b> 1'51.174 <b>42 Alex RINS</b> Yamaha
4	<b>10</b> 1'51.340 <b>79 Ai OGURA</b> Aprilia	<b>11</b> 1'51.580 <b>63 Francesco BAGNAIA</b> Ducati	<b>12</b> 1'51.680 <b>37 Pedro ACOSTA</b> KTM
5	<b>13</b> 1'51.553 <b>72 Marco BEZZECCHI</b> Aprilia	<b>14</b> 1'51.655 <b>1 Jorge MARTIN</b> Aprilia	<b>15</b> 1'51.728 <b>10 Luca MARINI</b> Honda
6	<b>16</b> 1'51.735 <b>43 Jack MILLER</b> Yamaha	<b>17</b> 1'51.822 <b>25 Raul FERNANDEZ</b> Aprilia	<b>18</b> 1'51.947 <b>33 Brad BINDER</b> KTM
7	<b>19</b> 1'51.975 <b>7 Augusto FERNANDEZ</b> Yamaha	<b>20</b> 1'52.178 <b>23 Enea BASTIANINI</b> KTM	<b>21</b> 1'52.205 <b>36 Joan MIR</b> Honda

The results are provisional until the end of the limit for protest and appeal

Time limit for protest expires 60' after publication of the results - ..... **Franck VAYSSIÉ** ..... Time: **16:06**

These data/results cannot be reproduced, stored and/or transmitted in whole or in part by any manner of electronic, mechanical, photocopying, recording, broadcasting or otherwise now known or herein after developed without the previous express consent by the copyright owner, except for reproduction in daily press and regular printed publications on sale to the public within 60 days of the event related to those data/results and always provided that copyright symbol appears together as follows below.

© DORNA, 2025

Official MotoGP Timing by  TISSOT

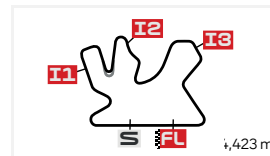
www.motogp.com

Doha, Sunday, April 13, 2025

**OFFICIAL STARTING GRID**

QATAR AIRWAYS GRAND PRIX OF QATAR

RACE : 22 LAPS = 118.36 KM



Lusail International Circuit

8

**22**

1'53.244

**35 Somkiat CHANTRA**


Honda

The results are provisional until the end of the limit for protest and appeal:

Time limit for protest expires 60' after publication of the results - ..... **Franck VAYSSIÉ** ..... Time: **16:06**

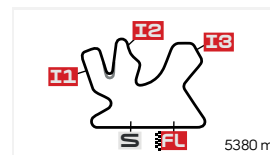
These data/results cannot be reproduced, stored and/or transmitted in whole or in part by any manner of electronic, mechanical, photocopying, recording, broadcasting or otherwise now known or herein after developed without the previous express consent by the copyright owner, except for reproduction in daily press and regular printed publications on sale to the public within 60 days of the event related to those data/results and always provided that copyright symbol appears together as follows below.

© DORNA, 2025

Official MotoGP Timing by  TISSOT

www.motogp.com

Doha, Sunday, April 13, 2025



Lusail International Circuit

## TOP SPEED & AVERAGE

### QATAR AIRWAYS GRAND PRIX OF QATAR RACE

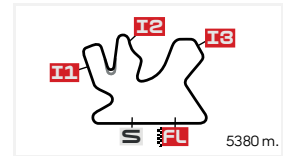
#	Rider	Nation	Motorcycle	Top 5 speeds					Average	Top
33	<b>Brad BINDER</b>	RSA	KTM	361.2	361.2	358.8	358.8	357.6	359.0	<b>361.2</b>
72	<b>Marco BEZZECCHI</b>	ITA	APRILIA	357.6	357.6	356.4	356.4	356.4	356.9	<b>357.6</b>
79	<b>Ai OGURA</b>	JPN	APRILIA	356.4	355.2	355.2	354.0	352.9	354.4	<b>356.4</b>
23	<b>Enea BASTIANINI</b>	ITA	KTM	355.2	355.2	354.0	352.9	352.9	353.5	<b>355.2</b>
37	<b>Pedro ACOSTA</b>	SPA	KTM	355.2	352.9	351.7	349.5	349.5	351.4	<b>355.2</b>
73	<b>Alex MARQUEZ</b>	SPA	DUCATI	355.2	355.2	355.2	352.9	351.7	354.0	<b>355.2</b>
10	<b>Luca MARINI</b>	ITA	HONDA	352.9	351.7	351.7	351.7	350.6	351.0	<b>352.9</b>
25	<b>Raul FERNANDEZ</b>	SPA	APRILIA	352.9	350.6	349.5	348.3	346.1	348.0	<b>352.9</b>
49	<b>Fabio DI GIANNANTONIO</b>	ITA	DUCATI	352.9	350.6	350.6	350.6	348.3	349.5	<b>352.9</b>
63	<b>Francesco BAGNAIA</b>	ITA	DUCATI	352.9	351.7	350.6	350.6	349.5	351.1	<b>352.9</b>
1	<b>Jorge MARTIN</b>	SPA	APRILIA	351.7	351.7	350.6	350.6	349.5	350.8	<b>351.7</b>
54	<b>Fermin ALDEGUER</b>	SPA	DUCATI	351.7	350.6	350.6	349.5	348.3	349.6	<b>351.7</b>
93	<b>Marc MARQUEZ</b>	SPA	DUCATI	351.7	350.6	347.2	347.2	346.1	348.2	<b>351.7</b>
12	<b>Maverick VIÑALES</b>	SPA	KTM	350.6	349.5	349.5	349.5	348.3	349.0	<b>350.6</b>
21	<b>Franco MORBIDELLI</b>	ITA	DUCATI	350.6	349.5	349.5	347.2	347.2	348.8	<b>350.6</b>
42	<b>Alex RINS</b>	SPA	YAMAHA	350.6	350.6	349.5	349.5	349.5	349.9	<b>350.6</b>
43	<b>Jack MILLER</b>	AUS	YAMAHA	350.6	347.2	346.1	345.0	345.0	346.8	<b>350.6</b>
20	<b>Fabio QUARTARARO</b>	FRA	YAMAHA	349.5	346.1	346.1	343.9	343.9	345.3	<b>349.5</b>
5	<b>Johann ZARCO</b>	FRA	HONDA	348.3	347.2	345.0	345.0	345.0	346.1	<b>348.3</b>
36	<b>Joan MIR</b>	SPA	HONDA	348.3	348.3	347.2	347.2	346.1	347.4	<b>348.3</b>
35	<b>Somkiat CHANTRA</b>	THA	HONDA	347.2	346.1	342.8	342.8	340.6	343.9	<b>347.2</b>
7	<b>Augusto FERNANDEZ</b>	SPA	YAMAHA	343.9	342.8	339.6	339.6	339.6	341.1	<b>343.9</b>

These data/results cannot be reproduced, stored and/or transmitted in whole or in part by any manner of electronic, mechanical, photocopying, recording, broadcasting or otherwise now known or herein after developed without the previous express consent by the copyright owner, except for reproduction in daily press and regular printed publications on sale to the public within 60 days of the event related to those data/results and always provided that copyright symbol appears together as follows below.

© DORNA, 2025

Official MotoGP Timing by [www.motogp.com](http://www.motogp.com)

Doha, Sunday, April 13, 2025



Lusail International Circuit

## FASTEST LAPS SEQUENCE

### QATAR AIRWAYS GRAND PRIX OF QATAR RACE

Lap	Race Time	# Rider	Nation	Motorcycle	Time	Km/h	Riders's Lap
2	<b>3'49.239</b>	21 <b>Franco MORBIDELLI</b>	ITA	DUCATI	<b>1'53.491</b>	170.6	2
3	<b>5'42.393</b>	21 <b>Franco MORBIDELLI</b>	ITA	DUCATI	<b>1'53.154</b>	171.1	3
4	<b>7'36.853</b>	63 <b>Francesco BAGNAIA</b>	ITA	DUCATI	<b>1'52.831</b>	171.6	4
5	<b>9'29.608</b>	63 <b>Francesco BAGNAIA</b>	ITA	DUCATI	<b>1'52.755</b>	171.7	5
6	<b>11'22.841</b>	12 <b>Maverick VIÑALES</b>	SPA	KTM	<b>1'52.704</b>	171.8	6
18	<b>33'57.361</b>	93 <b>Marc MARQUEZ</b>	SPA	DUCATI	<b>1'52.662</b>	171.9	18
19	<b>35'49.922</b>	93 <b>Marc MARQUEZ</b>	SPA	DUCATI	<b>1'52.561</b>	172.0	19

These data/results cannot be reproduced, stored and/or transmitted in whole or in part by any manner of electronic, mechanical, photocopying, recording, broadcasting or otherwise now known or herein after developed without the previous express consent by the copyright owner, except for reproduction in daily press and regular printed publications on sale to the public within 60 days of the event related to those data/results and always provided that copyright symbol appears together as follows below.

© DORNA, 2025

Official MotoGP Timing by

www.motogp.com

Doha, Sunday, April 13, 2025