

Lusail International Circuit

QUALIFYING RESULTS

QATAR AIRWAYS GRAND PRIX OF QATAR

#	Rider	Nation	Team	Motorcycle	Time	Lap Total	Gap	T. Speed
1	93 Marc MARQUEZ	SPA	Ducati Lenovo Team	DUCATI Q2	1'50.499	7 / 7		355.2
2	73 Alex MARQUEZ	SPA	BK8 Gresini Racing MotoGP	DUCATI Q2	1'50.600	6 / 7	0.101 0.101	351.7
3	20 Fabio QUARTARARO	FRA	Monster Energy Yamaha MotoGP Te	YAMAHA Q2	1'50.759	6 / 7	0.260 0.159	346.1
4	21 Franco MORBIDELLI	ITA	Pertamina Enduro VR46 Racing Team	DUCATI Q2	1'50.810	7 / 7	0.311 0.051	352.9
5	49 Fabio DI GIANNANTONIO	ITA	Pertamina Enduro VR46 Racing Team	DUCATI Q2	1'50.929	5 / 7	0.430 0.119	356.4
6	12 Maverick VIÑALES	SPA	Red Bull KTM Tech3	KTM Q2	1'51.059	7 / 7	0.560 0.130	352.9
7	5 Johann ZARCO	FRA	CASTROL Honda LCR	HONDA Q2	1'51.113	6 / 7	0.614 0.054	352.9
8	54 Fermin ALDEGUER	SPA	BK8 Gresini Racing MotoGP	DUCATI Q2	1'51.121	6 / 7	0.622 0.008	349.5
9	42 Alex RINS	SPA	Monster Energy Yamaha MotoGP Te	YAMAHA Q2	1'51.174	6 / 7	0.675 0.053	346.1
10	79 Ai OGURA	JPN	Trackhouse MotoGP Team	APRILIA Q2	1'51.340	6 / 7	0.841 0.166	348.3
11	63 Francesco BAGNAIA	ITA	Ducati Lenovo Team	DUCATI Q2	1'51.580	2 / 4	1.081 0.240	354.0
12	37 Pedro ACOSTA	SPA	Red Bull KTM Factory Racing	KTM Q2	1'51.680	3 / 7	1.181 0.100	356.4
13	72 Marco BEZZECCHI	ITA	Aprilia Racing	APRILIA Q1	1'51.553	6 / 7 (*)	0.449	355.2
14	1 Jorge MARTIN	SPA	Aprilia Racing	APRILIA Q1	1'51.655	3 / 7 (*)	0.551 0.102	350.6
15	10 Luca MARINI	ITA	Honda HRC Castrol	HONDA Q1	1'51.728	7 / 7 (*)	0.624 0.073	348.3
16	43 Jack MILLER	AUS	Prima Pramac Yamaha MotoGP	YAMAHA Q1	1'51.735	6 / 7 (*)	0.631 0.007	348.3
17	25 Raul FERNANDEZ	SPA	Trackhouse MotoGP Team	APRILIA Q1	1'51.822	6 / 7 (*)	0.718 0.087	348.3
18	33 Brad BINDER	RSA	Red Bull KTM Factory Racing	KTM Q1	1'51.947	5 / 6 (*)	0.843 0.125	354.0
19	7 Augusto FERNANDEZ	SPA	Prima Pramac Yamaha MotoGP	YAMAHA Q1	1'51.975	7 / 7 (*)	0.871 0.028	347.2
20	23 Enea BASTIANINI	ITA	Red Bull KTM Tech3	KTM Q1	1'52.178	7 / 7 (*)	1.074 0.203	350.6
21	36 Joan MIR	SPA	Honda HRC Castrol	HONDA Q1	1'52.205	7 / 7 (*)	1.101 0.027	350.6
22	35 Somkiat CHANTRA	THA	IDEMITSU Honda LCR	HONDA Q1	1'53.244	3 / 7 (*)	2.140 1.039	345.0

* **Gap with the fastest rider in the Q1 session.**

Pole Position:		Marc MARQUEZ	1'50.499	175.2 Km/h
Q1 Best Lap:	Lap 7	Ai OGURA	(*) 1'51.104	174.3 Km/h
Best Race Lap:	2024	Pedro ACOSTA	1'52.657	171.9 Km/h
All-Time Lap Record:	2025	Marc MARQUEZ	1'50.499	175.2 Km/h

The results are provisional until the end of the limit for protest and appeals.

Time limit for protest expires 60' after publication of the results - **Franck VAYSSIE** Time: **16:37**

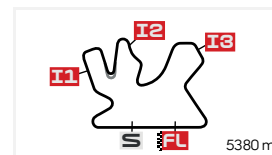
These data/results cannot be reproduced, stored and/or transmitted in whole or in part by any manner of electronic, mechanical, photocopying, recording, broadcasting or otherwise now known or herein after developed without the previous express consent by the copyright owner, except for reproduction in daily press and regular printed publications on sale to the public within 60 days of the event related to those data/results and always provided that copyright symbol appears together as follows below.

© DORNA, 2025

Official MotoGP Timing by

www.motogp.com

Doha, Saturday, April 12, 2025



Lusail International Circuit

CLASSIFICATION

QATAR AIRWAYS GRAND PRIX OF QATAR QUALIFYING NR. 2

#	Rider	Nation	Team	Motorcycle	Time	Lap Total	Gap	T. Speed
1	93 Marc MARQUEZ	SPA	Ducati Lenovo Team	DUCATI	1'50.499	7 / 7		355.2
2	73 Alex MARQUEZ	SPA	BK8 Gresini Racing MotoGP	DUCATI	1'50.600	6 / 7	0.101 0.101	351.7
3	20 Fabio QUARTARARO	FRA	Monster Energy Yamaha MotoGP Team	YAMAHA	1'50.759	6 / 7	0.260 0.159	346.1
4	21 Franco MORBIDELLI	ITA	Pertamina Enduro VR46 Racing Team	DUCATI	1'50.810	7 / 7	0.311 0.051	352.9
5	49 Fabio DI GIANNANTONIO	ITA	Pertamina Enduro VR46 Racing Team	DUCATI	1'50.929	5 / 7	0.430 0.119	356.4
6	12 Maverick VIÑALES	SPA	Red Bull KTM Tech3	KTM	1'51.059	7 / 7	0.560 0.130	352.9
7	5 Johann ZARCO	FRA	CASTROL Honda LCR	HONDA	1'51.113	6 / 7	0.614 0.054	352.9
8	54 Fermin ALDEGUER	SPA	BK8 Gresini Racing MotoGP	DUCATI	1'51.121	6 / 7	0.622 0.008	349.5
9	42 Alex RINS	SPA	Monster Energy Yamaha MotoGP Team	YAMAHA	1'51.174	6 / 7	0.675 0.053	346.1
10	79 Ai OGURA	JPN	Trackhouse MotoGP Team	APRILIA	1'51.340	6 / 7	0.841 0.166	348.3
11	63 Francesco BAGNAIA	ITA	Ducati Lenovo Team	DUCATI	1'51.580	2 / 4	1.081 0.240	354.0
12	37 Pedro ACOSTA	SPA	Red Bull KTM Factory Racing	KTM	1'51.680	3 / 7	1.181 0.100	356.4

Practice condition: **Dry**

Air: 32°

Humidity: 38%

Ground: 47°

Fastest Lap:	Lap: 7	Marc MARQUEZ	1'50.499	175.2 Km/h
Best Race Lap:	2024	Pedro ACOSTA	1'52.657	171.9 Km/h
All-Time Lap Record:	2025	Marc MARQUEZ	1'50.499	175.2 Km/h

The results are provisional until the end of the limit for protest and appeals.

Time limit for protest expires 60' after publication of the results - Time: **16:37**

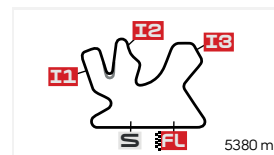
These data/results cannot be reproduced, stored and/or transmitted in whole or in part by any manner of electronic, mechanical, photocopying, recording, broadcasting or otherwise now known or herein after developed without the previous express consent by the copyright owner, except for reproduction in daily press and regular printed publications on sale to the public within 60 days of the event related to those data/results and always provided that copyright symbol appears together as follows below.

© DORNA, 2025

Official MotoGP Timing by

www.motogp.com

Doha, Saturday, April 12, 2025



Lusail International Circuit

TOP SPEED & AVERAGE

QATAR AIRWAYS GRAND PRIX OF QATAR QUALIFYING NR. 2

#	Rider	Nation	Motorcycle	Top 5 speeds					Average	Top
37	Pedro ACOSTA	SPA	KTM	356.4	356.4	354.0	352.9	351.7	354.3	356.4
49	Fabio DI GIANNANTONIO	ITA	DUCATI	356.4	355.2	351.7	350.6	350.6	352.9	356.4
93	Marc MARQUEZ	SPA	DUCATI	355.2	355.2	352.9	349.5	349.5	352.5	355.2
63	Francesco BAGNAIA	ITA	DUCATI	354.0	352.9	351.7			352.9	354.0
5	Johann ZARCO	FRA	HONDA	352.9	350.6	350.6	347.2	346.1	349.5	352.9
12	Maverick VIÑALES	SPA	KTM	352.9	351.7	350.6	350.6	350.6	351.3	352.9
21	Franco MORBIDELLI	ITA	DUCATI	352.9	350.6	350.6	350.6	350.6	351.1	352.9
73	Alex MARQUEZ	SPA	DUCATI	351.7	351.7	348.3	348.3	347.2	349.4	351.7
54	Fermin ALDEGUER	SPA	DUCATI	349.5	349.5	348.3	348.3	346.1	348.3	349.5
79	Ai OGURA	JPN	APRILIA	348.3	348.3	347.2	346.1	346.1	347.2	348.3
20	Fabio QUARTARARO	FRA	YAMAHA	346.1	346.1	346.1	345.0	342.8	345.2	346.1
42	Alex RINS	SPA	YAMAHA	346.1	343.9	343.9	342.8	342.8	343.9	346.1

These data/results cannot be reproduced, stored and/or transmitted in whole or in part by any manner of electronic, mechanical, photocopying, recording, broadcasting or otherwise now known or herein after developed without the previous express consent by the copyright owner, except for reproduction in daily press and regular printed publications on sale to the public within 60 days of the event related to those data/results and always provided that copyright symbol appears together as follows below.

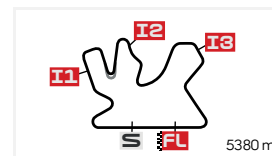
© DORNA, 2025

Official MotoGP Timing by www.motogp.com

Doha, Saturday, April 12, 2025

CHRONOLOGICAL ANALYSIS OF PERFORMANCES

QATAR AIRWAYS GRAND PRIX OF QATAR QUALIFYING NR. 2



Lusail International Circuit

* Lap / Sector time cancelled

P Crossing the finish line in pit lane

** Tyre data subject to further updates

T1 Time from finish line to 1st intermediate

T2 Time from 1st intermed. to 2nd intermed.

T3 Time from 2nd intermed. to 3rd intermed.

T4 Time from 3rd intermediate to finish line

Lap	Lap Time	T1	T2	T3	T4	Speed	Lap	Lap Time	T1	T2	T3	T4	Speed	
1st	93	Marc MARQUEZ		DUCATI		SPA								
		Ducati Lenovo Team												
		Runs=2	Total laps=7	Full laps=4	Valid laps=4									
Run #	1	Front Tyre	Slick-Medium	Rear Tyre	Slick-Soft		Run #	1	Front Tyre	Slick-Medium	Rear Tyre	Slick-Soft		
		New Tyre		New Tyre					New Tyre		New Tyre			
1	1'59.919	27.881	32.069	27.556	28.145		7	2'15.971	45.091	34.063	28.271	28.546	346.1	
2	1'50.877	27.513	29.698	26.523	27.143	349.5	4th 21 Franco MORBIDELLI DUCATI ITA							
3	1'50.981	27.434	29.651	26.486	27.410	352.9			Pertamina Enduro VR46 Racing Team					
4	1'58.681 P	31.566	30.939	27.189	28.987	349.5			Runs=2	Total laps=7	Full laps=4	Valid laps=4		
Run #	2	Front Tyre	Slick-Medium	Rear Tyre	Slick-Soft		Run #	1	Front Tyre	Slick-Medium	Rear Tyre	Slick-Soft		
		New Tyre		New Tyre					New Tyre		New Tyre			
5	4'22.469 *	33.368	32.666 *	31.879	28.024		1	2'05.626	28.272	31.346	27.620	27.618		
6	2'07.469	27.693	35.768	33.797	30.211	355.2	2	1'51.322	27.494	29.721	26.817	27.290	350.6	
7	1'50.499	27.341	29.683	26.437	27.038	355.2	3	1'51.099	27.444	29.656	26.635	27.364	352.9	
2nd	73	Alex MARQUEZ		DUCATI		SPA	5th 49 Fabio DI GIANNANTONIO DUCATI ITA							
		BK8 Gresini Racing MotoGP							Pertamina Enduro VR46 Racing Team					
		Runs=2	Total laps=7	Full laps=4	Valid laps=4				Runs=2	Total laps=7	Full laps=4	Valid laps=4		
Run #	1	Front Tyre	Slick-Medium	Rear Tyre	Slick-Soft		Run #	1	Front Tyre	Slick-Medium	Rear Tyre	Slick-Soft		
		New Tyre		New Tyre					New Tyre		New Tyre			
1	1'59.138	28.773	31.757	27.732	27.976		1	2'04.528	28.736	31.279	27.520	27.569		
2	1'51.189	27.644	29.792	26.601	27.152	347.2	2	1'51.293	27.548	29.913	26.643	27.189	355.2	
3	1'51.066	27.540	29.654	26.535	27.337	348.3	3	1'58.185 P	30.048	30.718	27.273	30.146	356.4	
4	1'58.658 P	31.492	30.832	27.326	29.008	348.3	<th>Run #</th> <th>2</th> <th>Front Tyre</th> <th>Slick-Medium</th> <th>Rear Tyre</th> <th>Slick-Soft</th> <td></td>	Run #	2	Front Tyre	Slick-Medium	Rear Tyre	Slick-Soft	
Run #	2	Front Tyre	Slick-Medium	Rear Tyre	Slick-Soft				3 Laps at start		New Tyre			
		4 Laps at start		New Tyre			4	3'47.716	28.166	30.602	27.020	27.542		
5	4'24.898 *	32.334	33.135 *	32.889	28.554		5	1'50.929	27.418	29.653	26.565	27.293	351.7	
6	1'50.600	27.456	29.633	26.369	27.142	351.7	6	1'51.103	27.453	29.782	26.572	27.296	350.6	
7	1'50.798	27.355	29.738	26.464	27.241	351.7	7	2'03.170	27.571	37.002	29.135	29.462	350.6	
3rd	20	Fabio QUARTARARO		YAMAHA		FRA	6th 12 Maverick VIÑALES KTM SPA							
		Monster Energy Yamaha MotoGP Team							Red Bull KTM Tech3					
		Runs=2	Total laps=7	Full laps=4	Valid laps=4				Runs=2	Total laps=7	Full laps=4	Valid laps=4		
Run #	1	Front Tyre	Slick-Medium	Rear Tyre	Slick-Soft		Run #	1	Front Tyre	Slick-Medium	Rear Tyre	Slick-Soft		
		New Tyre		New Tyre					New Tyre		New Tyre			
1	2'53.586	28.772	31.368	27.670	28.035		1	2'00.859	27.927	32.020	27.517	28.426		
2	1'51.639	27.719	29.790	26.822	27.308	346.1	2	1'52.131	27.834	30.095	26.797	27.405	350.6	
3	1'51.289	27.514	29.793	26.766	27.216	346.1	3	1'51.543	27.639	29.891	26.659	27.354	350.6	
4	1'57.005 P	28.679	31.053	28.022	29.251	342.8	4	1'57.322 P	29.829	31.230	27.512	28.751	351.7	
Run #	2	Front Tyre	Slick-Medium	Rear Tyre	Slick-Soft		Fastest Lap: Marc MARQUEZ SPA Ducati Lenovo Team 1'50.499 27.341 29.683 26.437 27.038							
		4 Laps at start		New Tyre										
5	3'27.305 *	28.599	35.214 *	27.586	27.425									
6	1'50.759	27.387	29.646	26.584	27.142	345.0								

These data/results cannot be reproduced, stored and/or transmitted in whole or in part by any manner of electronic, mechanical, photocopying, recording, broadcasting or otherwise now known or herein after developed without the previous express consent by the copyright owner, except for reproduction in daily press and regular printed publications on sale to the public within 60 days of the event related to those data/results and always provided that copyright symbol appears together as follows below.

© DORNA, 2025

Official MotoGP Timing by

www.motogp.com

Doha, Saturday, April 12, 2025

Qualifying Nr. 2

MotoGP™

Lap	Lap Time	T1	T2	T3	T4	Speed
Run #	2	Front Tyre	Slick-Medium	Rear Tyre	Slick-Soft	
			4 Laps at start	New Tyre		
5	4'21.411 *	31.238	32.729 *	31.796	28.239	
6	2'02.345	27.731	35.619	31.521	27.474	352.9
7	1'51.059	27.525	29.688	26.638	27.208	350.6

7th **5** **Johann ZARCO** HONDA FRA
CASTROL Honda LCR
Runs=2 Total laps=7 Full laps=4 Valid laps=4

Run #	1	Front Tyre	Slick-Medium	Rear Tyre	Slick-Soft	
			New Tyre	New Tyre		
1	2'06.236	28.538	31.647	28.356	27.645	
2	1'51.328	27.498	29.789	26.667	27.374	350.6
3	2'06.776 P	35.620	32.177	28.529	30.450	350.6

Run #	2	Front Tyre	Slick-Medium	Rear Tyre	Slick-Soft	
			3 Laps at start	New Tyre		
4	3'39.914	26.624	30.216	27.252	27.569	
5	2'19.108	27.425	48.992	34.787	27.904	347.2
6	1'51.113	27.443	29.797	26.629	27.244	352.9
7	2'09.681	39.439	34.487	27.753	28.002	346.1

8th **54** **Fermin ALDEGUER** DUCATI SPA
BK8 Gresini Racing MotoGP
Runs=2 Total laps=7 Full laps=4 Valid laps=4

Run #	1	Front Tyre	Slick-Medium	Rear Tyre	Slick-Soft	
			New Tyre	New Tyre		
1	2'00.113	30.289	32.060	27.646	28.098	
2	1'52.135	27.764	30.095	26.776	27.500	346.1
3	1'51.552	27.612	29.872	26.691	27.377	349.5
4	2'00.971 P	29.984	32.625	28.315	30.047	349.5

Run #	2	Front Tyre	Slick-Medium	Rear Tyre	Slick-Soft	
			4 Laps at start	New Tyre		
5	4'22.625	28.665	31.067	30.210	27.923	
6	1'51.121	27.402	29.856	26.629	27.234	348.3
7	1'51.261	27.415	29.895	26.667	27.284	348.3

9th **42** **Alex RINS** YAMAHA SPA
Monster Energy Yamaha MotoGP Team
Runs=2 Total laps=7 Full laps=3 Valid laps=2

Run #	1	Front Tyre	Slick-Medium	Rear Tyre	Slick-Medium	
			New Tyre	New Tyre		
1	2'10.317	27.233	30.514	27.045	27.599	
2	1'53.294	28.165	30.395	27.093	27.641	343.9
3	1'54.027 P	27.857	29.890	26.899	29.381	342.8

Run #	2	Front Tyre	Slick-Medium	Rear Tyre	Slick-Soft	
			3 Laps at start	New Tyre		
4	3'47.560	26.774	30.509	27.362	27.739	
5	1'52.827 *	27.591	30.617 *	27.165	27.454	346.1
6	1'51.174	27.640	29.833	26.433	27.268	342.8
7	2'11.844 P	40.005	32.471	28.028	31.340	343.9

10th **79** **Ai OGURA** APRILIA JPN
Trackhouse MotoGP Team
Runs=2 Total laps=7 Full laps=4 Valid laps=3

Run #	1	Front Tyre	Slick-Medium	Rear Tyre	Slick-Soft	
			New Tyre	3 Laps at start		

Lap	Lap Time	T1	T2	T3	T4	Speed
1	2'24.349	28.701	31.520	28.141	27.916	
2	1'52.266	27.698	30.118	27.051	27.399	347.2
3	1'56.563 P	28.445	30.541	27.810	29.767	348.3

Run #	2	Front Tyre	Slick-Medium	Rear Tyre	Slick-Soft	
			3 Laps at start	New Tyre		
4	3'35.880	27.131	30.791	27.633	27.652	
5	1'57.959 *	27.485	33.672 *	28.635	28.167	348.3
6	1'51.340	27.545	29.726	26.718	27.351	346.1
7	1'57.512	30.973	30.888	27.727	27.924	346.1

11th **63** **Francesco BAGNAIA** DUCATI ITA
Ducati Lenovo Team
Runs=2 Total laps=4 Full laps=1 Valid laps=1

Run #	1	Front Tyre	Slick-Medium	Rear Tyre	Slick-Soft	
			New Tyre	New Tyre		
1	2'03.748	28.632	31.297	27.312	27.451	
2	1'51.580	27.572	29.901	26.820	27.287	354.0
3	1'56.092 P	30.022	30.578	27.406	28.086	352.9

Run #	2	Front Tyre	Slick-Medium	Rear Tyre	Slick-Soft	
			3 Laps at start	New Tyre		
4	3'47.535	27.453	30.047	26.809	27.078	
			unfinished	27.364		351.7

12th **37** **Pedro ACOSTA** KTM SPA
Red Bull KTM Factory Racing
Runs=2 Total laps=7 Full laps=4 Valid laps=4

Run #	1	Front Tyre	Slick-Medium	Rear Tyre	Slick-Soft	
			New Tyre	New Tyre		
1	2'00.045	27.742	31.975	27.501	27.884	
2	1'53.528	27.602	30.594	27.824	27.508	356.4
3	1'51.680	27.588	29.950	26.780	27.362	352.9
4	1'56.054 P	29.242	31.255	27.443	28.114	354.0

Run #	2	Front Tyre	Slick-Medium	Rear Tyre	Slick-Soft	
			4 Laps at start	New Tyre		
5	4'23.769 *	32.376	33.065 *	32.886	28.568	
6	1'54.057	27.562	29.779	28.157	28.559	356.4
7	1'51.721	27.562	29.871	26.814	27.474	351.7

Fastest Lap: Marc MARQUEZ SPA Ducati Lenovo Team **1'50.499** 27.341 29.683 26.437 27.038

These data/results cannot be reproduced, stored and/or transmitted in whole or in part by any manner of electronic, mechanical, photocopying, recording, broadcasting or otherwise now known or herein after developed without the previous express consent by the copyright owner, except for reproduction in daily press and regular printed publications on sale to the public within 60 days of the event related to those data/results and always provided that copyright symbol appears together as follows below.

© DORNA, 2025

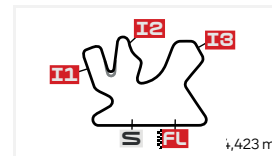
Official MotoGP Timing by TISSOT

www.motogp.com

Doha, Saturday, April 12, 2025

Page 2 of 2





Lusail International Circuit

PROVISIONAL STARTING GRID

QATAR AIRWAYS GRAND PRIX OF QATAR

RACE : 22 LAPS = 118.36 KM

1	1 1'50.499 93 Marc MARQUEZ Ducati	2	2 1'50.600 73 Alex MARQUEZ Ducati	3	3 1'50.759 20 Fabio QUARTARARO Yamaha
2	4 1'50.810 21 Franco MORBIDELLI Ducati	5	5 1'50.929 49 Fabio DI GIANNANTONIO Ducati	6	6 1'51.059 12 Maverick VIÑALES KTM
3	7 1'51.113 5 Johann ZARCO Honda	8	8 1'51.121 54 Fermin ALDEGUER Ducati	9	9 1'51.174 42 Alex RINS Yamaha
4	10 1'51.340 79 Ai OGURA Aprilia	11	11 1'51.580 63 Francesco BAGNAIA Ducati	12	12 1'51.680 37 Pedro ACOSTA KTM
5	13 1'51.553 72 Marco BEZZECCHI Aprilia	14	14 1'51.655 1 Jorge MARTIN Aprilia	15	15 1'51.728 10 Luca MARINI Honda
6	16 1'51.735 43 Jack MILLER Yamaha	17	17 1'51.822 25 Raul FERNANDEZ Aprilia	18	18 1'51.947 33 Brad BINDER KTM
7	19 1'51.975 7 Augusto FERNANDEZ Yamaha	20	20 1'52.178 23 Enea BASTIANINI KTM	21	21 1'52.205 36 Joan MIR Honda

The results are provisional until the end of the limit for protest and appeal

Time limit for protest expires 60' after publication of the results - **Franck VAYSSIÉ** Time: **16:40**

These data/results cannot be reproduced, stored and/or transmitted in whole or in part by any manner of electronic, mechanical, photocopying, recording, broadcasting or otherwise now known or herein after developed without the previous express consent by the copyright owner, except for reproduction in daily press and regular printed publications on sale to the public within 60 days of the event related to those data/results and always provided that copyright symbol appears together as follows below.

© DORNA, 2025

Official MotoGP Timing by  TISSOT

www.motogp.com

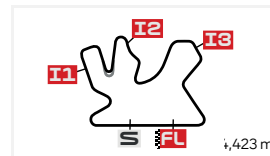
Doha, Saturday, April 12, 2025

Page 1 of 2

PROVISIONAL STARTING GRID

QATAR AIRWAYS GRAND PRIX OF QATAR

RACE : 22 LAPS = 118.36 KM



Lusail International Circuit

8

22

1'53.244

35 Somkiat CHANTRA

Honda

The results are provisional until the end of the limit for protest and appeal:

Time limit for protest expires 60' after publication of the results - Franck VAYSSIÉ Time: 16:40

These data/results cannot be reproduced, stored and/or transmitted in whole or in part by any manner of electronic, mechanical, photocopying, recording, broadcasting or otherwise now known or herein after developed without the previous express consent by the copyright owner, except for reproduction in daily press and regular printed publications on sale to the public within 60 days of the event related to those data/results and always provided that copyright symbol appears together as follows below.

© DORNA, 2025

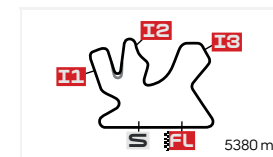
Official MotoGP Timing by TISSOT

www.motogp.com

Doha, Saturday, April 12, 2025

BMW M AWARD - BEST QUALIFIER MOTOGP 2025

QATAR AIRWAYS GRAND PRIX OF QATAR



Lusail International Circuit

Rider	Nation	Points	THA	ARG	AME	QAT	SPA	FRA	GBR	ARA	ITA	NED	GER	CZE	AUT	HUN	CAT	RSM	JPN	INA	AUS	MAL	POR	VAL
1 MARQUEZ Marc	SPA	100	25	25	25	25																		
2 MARQUEZ Alex	SPA	76	20	20	16	20																		
3 DI GIANNANTONIO Fabio	ITA	44	3	10	20	11																		
4 BAGNAIA Francesco	ITA	44	16	13	10	5																		
5 MORBIDELLI Franco	ITA	42	10	8	11	13																		
6 ACOSTA Pedro	SPA	37	9	11	13	4																		
7 QUARTARARO Fabio	FRA	36	6	9	5	16																		
8 ZARCO Johann	FRA	30	4	16	1	9																		
9 MILLER Jack	AUS	23	13	3	7	-																		
10 BEZZECCHI Marco	ITA	20	7	7	3	3																		
11 MIR Joan	SPA	19	5	6	8	-																		
12 OGURA Ai	JPN	18	11	1	-	6																		
13 VIÑALES Maverick	SPA	16	-	-	6	10																		
14 ALDEGUER Fermin	SPA	15	1	2	4	8																		
15 RINS Alex	SPA	13	-	4	2	7																		
16 MARINI Luca	ITA	10	-	-	9	1																		
17 FERNANDEZ Raul	SPA	8	8	-	-	-																		
18 BINDER Brad	RSA	7	2	5	-	-																		
19 MARTIN Jorge	SPA	2	-	-	-	2																		

These data/results cannot be reproduced, stored and/or transmitted in whole or in part by any manner of electronic, mechanical, photocopying, recording, broadcasting or otherwise now known or herein after developed without the previous express consent by the copyright owner, except for reproduction in daily press and regular printed publications on sale to the public within 60 days of the event related to those data/results and always provided that copyright symbol appears together as follows below.

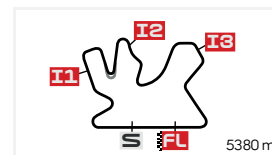
© DORNA, 2025

Official MotoGP Timing by

www.motogp.com

Doha, Saturday, April 12, 2025





Lusail International Circuit

EVENT BEST MAXIMUM SPEED

QATAR AIRWAYS GRAND PRIX OF QATAR

QUALIFYING NR. 2

#	Rider	Nation	Team	Motorcycle	Km/h	
37	Pedro ACOSTA	SPA	Red Bull KTM Factory Racing	KTM	356.4	Qualifying Nr. 2
49	Fabio DI GIANNANTONIO	ITA	Pertamina Enduro VR46 Racing Team	DUCATI	356.4	Qualifying Nr. 2
72	Marco BEZZECCHI	ITA	Aprilia Racing	APRILIA	355.2	Qualifying Nr. 1
93	Marc MARQUEZ	SPA	Ducati Lenovo Team	DUCATI	355.2	Qualifying Nr. 2
33	Brad BINDER	RSA	Red Bull KTM Factory Racing	KTM	355.2	Free Practice Nr. 2
63	Francesco BAGNAIA	ITA	Ducati Lenovo Team	DUCATI	354.0	Qualifying Nr. 2
12	Maverick VIÑALES	SPA	Red Bull KTM Tech3	KTM	354.0	Practice
79	Ai OGURA	JPN	Trackhouse MotoGP Team	APRILIA	352.9	Qualifying Nr. 1
5	Johann ZARCO	FRA	CASTROL Honda LCR	HONDA	352.9	Qualifying Nr. 2
21	Franco MORBIDELLI	ITA	Pertamina Enduro VR46 Racing Team	DUCATI	352.9	Qualifying Nr. 2
73	Alex MARQUEZ	SPA	BK8 Gresini Racing MotoGP	DUCATI	351.7	Qualifying Nr. 2
10	Luca MARINI	ITA	Honda HRC Castrol	HONDA	350.6	Free Practice Nr. 2
23	Enea BASTIANINI	ITA	Red Bull KTM Tech3	KTM	350.6	Qualifying Nr. 1
1	Jorge MARTIN	SPA	Aprilia Racing	APRILIA	350.6	Qualifying Nr. 1
36	Joan MIR	SPA	Honda HRC Castrol	HONDA	350.6	Qualifying Nr. 1
54	Fermin ALDEGUER	SPA	BK8 Gresini Racing MotoGP	DUCATI	349.5	Qualifying Nr. 2
42	Alex RINS	SPA	Monster Energy Yamaha MotoGP Team	YAMAHA	349.5	Practice
25	Raul FERNANDEZ	SPA	Trackhouse MotoGP Team	APRILIA	348.3	Qualifying Nr. 1
43	Jack MILLER	AUS	Prima Pramac Yamaha MotoGP	YAMAHA	348.3	Qualifying Nr. 1
7	Augusto FERNANDEZ	SPA	Prima Pramac Yamaha MotoGP	YAMAHA	347.2	Qualifying Nr. 1
35	Somkiat CHANTRA	THA	IDEMITSU Honda LCR	HONDA	346.1	Practice
20	Fabio QUARTARARO	FRA	Monster Energy Yamaha MotoGP Team	YAMAHA	346.1	Qualifying Nr. 2

These data/results cannot be reproduced, stored and/or transmitted in whole or in part by any manner of electronic, mechanical, photocopying, recording, broadcasting or otherwise now known or herein after developed without the previous express consent by the copyright owner, except for reproduction in daily press and regular printed publications on sale to the public within 60 days of the event related to those data/results and always provided that copyright symbol appears together as follows below.

© DORNA, 2025

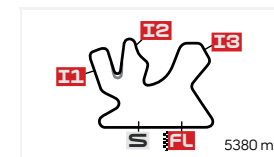
Official MotoGP Timing by

www.motogp.com

Doha, Saturday, April 12, 2025

BEST PARTIAL TIMES

QATAR AIRWAYS GRAND PRIX OF QATAR QUALIFYING NR. 2



Lusail International Circuit

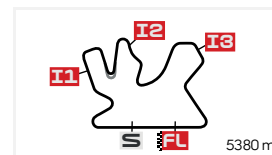
IT Ideal Lap Time, sum of the best partial times

BT Best Lap Time

Pos	<i>T1</i>		<i>T2</i>		<i>T3</i>		<i>T4</i>		Pos	Rider	<i>IT</i>	<i>BT</i>	
	Rider	Time	Rider	Time	Rider	Time	Rider	Time					
1	M.MARQUEZ	27.341	F.MORBIDELLI	29.537	A.MARQUEZ	26.369	M.MARQUEZ	27.038	1	M.MARQUEZ	1'50.467	1'50.499	(1)
2	A.MARQUEZ	27.355	A.MARQUEZ	29.633	A.RINS	26.433	F.BAGNAIA	27.078	2	A.MARQUEZ	1'50.499	1'50.600	(2)
3	F.BAGNAIA	27.364	F.QUARTARARO	29.646	M.MARQUEZ	26.437	F.QUARTARARO	27.142	3	F.QUARTARARO	1'50.759	1'50.759	(3)
4	F.QUARTARARO	27.387	M.MARQUEZ	29.651	F.MORBIDELLI	26.563	A.MARQUEZ	27.142	4	F.MORBIDELLI	1'50.796	1'50.810	(4)
5	F.ALDEGUER	27.402	F.DI GIANNANT	29.653	F.DI GIANNANT	26.565	F.DI GIANNANT	27.189	5	F.DI GIANNANTONI	1'50.825	1'50.929	(5)
6	F.DI GIANNANT	27.418	M.VIÑALES	29.688	F.QUARTARARO	26.584	M.VIÑALES	27.208	6	M.VIÑALES	1'51.059	1'51.059	(6)
7	J.ZARCO	27.425	A.OGURA	29.726	J.ZARCO	26.629	F.ALDEGUER	27.234	7	J.ZARCO	1'51.087	1'51.113	(7)
8	F.MORBIDELLI	27.444	P.ACOSTA	29.779	F.ALDEGUER	26.629	J.ZARCO	27.244	8	F.ALDEGUER	1'51.121	1'51.121	(8)
9	A.OGURA	27.485	J.ZARCO	29.789	M.VIÑALES	26.638	F.MORBIDELLI	27.252	9	A.RINS	1'51.125	1'51.174	(9)
10	M.VIÑALES	27.525	A.RINS	29.833	A.OGURA	26.718	A.RINS	27.268	10	F.BAGNAIA	1'51.152	1'51.580	(11)
11	P.ACOSTA	27.562	F.ALDEGUER	29.856	P.ACOSTA	26.780	A.OGURA	27.351	11	A.OGURA	1'51.280	1'51.340	(10)
12	A.RINS	27.591	F.BAGNAIA	29.901	F.BAGNAIA	26.809	P.ACOSTA	27.362	12	P.ACOSTA	1'51.483	1'51.680	(12)

These data/results cannot be reproduced, stored and/or transmitted in whole or in part by any manner of electronic, mechanical, photocopying, recording, broadcasting or otherwise now known or herein after developed without the previous express consent by the copyright owner, except for reproduction in daily press and regular printed publications on sale to the public within 60 days of the event related to those data/results and always provided that copyright symbol appears together as follows below.

© DORNA, 2025


FASTEST LAPS SEQUENCE**QATAR AIRWAYS GRAND PRIX OF QATAR
QUALIFYING NR. 2**

Lusail International Circuit

<i>Practice Time</i>	<i>#</i>	<i>Rider</i>	<i>Nation</i>	<i>Motorcycle</i>	<i>Time</i>	<i>Km/h</i>	<i>Rider's Lap</i>
3'50.327	73	Alex MARQUEZ	SPA	DUCATI	1'51.189	174.1	2
3'50.796	93	Marc MARQUEZ	SPA	DUCATI	1'50.877	174.6	2
13'51.583	20	Fabio QUARTARARO	FRA	YAMAHA	1'50.759	174.8	6
13'55.549	73	Alex MARQUEZ	SPA	DUCATI	1'50.600	175.1	6
16'00.895	93	Marc MARQUEZ	SPA	DUCATI	1'50.499	175.2	7

These data/results cannot be reproduced, stored and/or transmitted in whole or in part by any manner of electronic, mechanical, photocopying, recording, broadcasting or otherwise now known or herein after developed without the previous express consent by the copyright owner, except for reproduction in daily press and regular printed publications on sale to the public within 60 days of the event related to those data/results and always provided that copyright symbol appears together as follows below.

© DORNA, 2025

Official MotoGP Timing by  TISSOT
www.motogp.com

Doha, Saturday, April 12, 2025